

COMPLEX HARMONIC CAPACITORS

TADEUSZ IWANIEC, JANI ONNINEN, AND TERESA RADICE

ABSTRACT. The concept of complex harmonic potential in a doubly connected condenser (capacitor) is introduced as an analogue of the real-valued potential of an electrostatic vector field. In this analogy the full differential of a complex potential plays the role of the gradient of the scalar potential in the theory of electrostatic. The main objective in the non-static fields is to rule out having the full differential vanish at some points. Nevertheless, there can be critical points where the Jacobian determinant of the differential turns into zero. The latter is in marked contrast to the case of real-valued potentials. Furthermore, the complex electric capacitor also admits an interpretation of the stored energy intensively studied in the theory of hyperelastic deformations.

Engineers interested in electrical systems, such as energy storage devices, might also wish to envision complex capacitors as **electromagnetic condensers** which, generally, store more energy than the electric capacitors.

1. INTRODUCTION

Let us first set up the key terminology.

1.1. About domains. Throughout this text $\Omega \subset \mathbb{R}^2$ will be a bounded simply connected domain. Thus its complement in the Riemann sphere $\widehat{\mathbb{R}^2} = \mathbb{S}^2$, denoted by $\mathbf{G} \stackrel{\text{def}}{=} \widehat{\mathbb{R}^2} \setminus \Omega$, is a continuum (compact and connected). Similarly, a bounded domain $\Delta \subset \mathbb{R}^2$ is doubly connected if its complement $\widehat{\mathbb{R}^2} \setminus \Delta$ consists of two disjoint continua. These definitions agree with a widely used homological characterization of multiple-connectivity. Since Δ is a domain (open and connected), none of its two complementary continua disconnects $\widehat{\mathbb{R}^2}$.

There is another classical characterization of a doubly connected domain. Just remove from a simply connected domain Ω a nonempty continuum $F \subset \Omega$ that does not disconnect \mathbb{C} ; that is, $\mathbb{C} \setminus F$ is connected. The boundary of $\Delta = \Omega \setminus F$ consists of two disjoint continua: one is just ∂F , called the *inner boundary* of Δ , and the other one is $\partial \mathbf{G} = \partial \Omega$, called the *outer boundary* of Δ . In what follows Δ will be interpreted as dielectric medium between two electrical conductors; that is, between ∂F and $\partial \Omega$.

Date: September 26, 2024.

2020 Mathematics Subject Classification. Primary 31A05; Secondary 30G20.

Key words and phrases. Complex harmonic potential, Radó-Kneser-Choquet Theorem. J. Onninen was supported by the NSF grant DMS-2154943.

1.2. Electrostatic field. Let us begin with the real-valued function as a potential of an electrostatic field. The commonly used term potential of a vector field $\mathbf{E} : \Delta \rightarrow \mathbb{R}^2$ in a domain $\Delta \subset \mathbb{R}^2$ refers to a scalar function $u : \Delta \rightarrow \mathbb{R}$ whose gradient defines the vector field; in symbols, $\mathbf{E} = \nabla u$. Quite often u is treated as the potential of an electrostatic gradient field which minimizes an energy integral, subject to given boundary values. It is important to emphasize that *non-static fields* cannot be represented through a scalar potential in this manner. This stands as the principal concern addressed in the present paper.

Before all else, the reader may wish to envision the boundary of a simply connected domain $\Omega \subset \mathbb{R}^2$ as negatively charged conductor. Then, an imaginary moving particle in Ω that is positively charged is pulled towards $\partial\Omega$ by the electric force. As it approaches $\partial\Omega$, the electric field intensifies progressively.

1.3. Capacitor / or condenser. Now suppose we have a nonempty continuum $F \Subset \Omega$ (compact connected subset) that does not disconnect \mathbb{C} . This gives rise to a doubly connected region $\Delta \stackrel{\text{def}}{=} \Omega \setminus F$ for an electric field between $\partial\Omega$ and F . Hereafter F is positively charged. Such a pair (Ω, F) is interpreted as a capacitor (or condenser) in which an electric potential difference (a voltage) is applied across the terminals $\partial\Omega$ and ∂F . Let us look at the capacitors with two electrical conductors separated by a *dielectric medium* $\Delta = \Omega \setminus F$, like $\partial\Omega$ and ∂F . Later we shall assume that F does not degenerate to a point (because the isolated points are removable singularities for bounded harmonic functions). In this way the complex potential is a function $H : \Delta \rightarrow \mathbb{C}$. It defines a force that works to make the imaginary particles move from F toward $\partial\Omega$. This force will be represented by the *complex differential 1-form* $dH \stackrel{\text{def}}{=} H_z dz + H_{\bar{z}} d\bar{z}$.

1.4. Nowhere vanishing static gradient fields. Let us look again at the case $\mathbf{E} = \nabla u$, where the scalar harmonic function u assumes two different constant values, one on each of two conductors (the boundary components of Δ).

It is well known that a static *harmonic field* $\mathbf{E} = \nabla u$, with different constant values of the potential function u along $\partial\Omega$ and F ; say $u \equiv 0$ on $\partial\Omega$ and $u \equiv 1$ on F , does not vanish in $\Delta = \Omega \setminus F$. The proof can be easily brought down to the case of a round annulus. Indeed, with the aid of a conformal change of variables, say $\phi : A(r, R) \stackrel{\text{def}}{=} \{\xi : r < |\xi| < R\} \xrightarrow{\text{onto}} \Delta$ (continuous up to the boundary or not), we are led to examine the harmonic function $v(\xi) = u(\phi(\xi))$. This function, being uniquely determined by its boundary values, turns out to be equal to $\log \frac{|\xi|}{R} / \log \frac{r}{R}$. Hence $\nabla u(z) \neq 0$ for all $z \in \Delta$. Unfortunately, such a straightforward conformal change of variables does not always work. More comprehensive idea of the proof (for harmonic fields) is illustrated in the forthcoming Corollary 12, including the use of harmonic dendrites. These ideas also extend to p -harmonic fields.

Nonetheless, the following nonlinear p -harmonic variant of this fact merits mentioning.

Theorem 1. *The gradient field $\mathbf{E} = \nabla u$, of a non-constant p -harmonic function $u : \Delta \rightarrow \mathbb{R}$, that is continuous on $\overline{\Delta}$ and assumes constant values on each of its boundary components ∂F and $\partial \Omega$, does not vanish in $\Delta = \Omega \setminus F$.*

However, Completely different approach is needed to deal with complex-valued potential functions.

1.5. Nowhere vanishing non-static full differential fields. We finish the introduction by stating a particular case and a direct consequence of our main result which is Theorem 11 in Section 6.

Theorem 2. *Let a continuous function $H : \partial\Delta \rightarrow \mathbb{C}$ satisfy:*

- H is constant on ∂F
- $H : \partial\Omega \xrightarrow{\text{onto}} \partial\mathcal{Q}$ is a homeomorphism (or a monotone map) onto the boundary of a convex domain \mathcal{Q} .

Then the differential of the harmonic extension of H , still denoted by $H : \overline{\Delta} \rightarrow \mathbb{C}$, does not vanish in Δ . In symbols,

$$(1.1) \quad \frac{1}{2} \|dH(z)\|^2 = |H_z(z)|^2 + |H_{\bar{z}}(z)|^2 \neq 0, \text{ in } \Delta.$$

However, the Jacobian determinant may vanish at some points, see the example in Section 3.1.

$$(1.2) \quad \mathcal{J}_H(z) \stackrel{\text{def}}{=} |H_z(z)|^2 - |H_{\bar{z}}(z)|^2 = 0, \text{ for some } z \in \Delta.$$

That being the case, the mapping $H : \Delta \rightarrow \mathbb{C}$ may fail to be injective, contrasting with the classical Radó-Kneser-Choquet theorem (RKC) (Theorem 5, below) for simply connected domains.

Remark 3. It seems that within doubly connected variants of RKC-theorem, Theorem 2, there is a general rule :

The differential $dH \stackrel{\text{def}}{=} H_z dz + H_{\bar{z}} d\bar{z}$ cannot vanish anywhere ?

In this context it is tempting to turn to the celebrated J.C.C Nitsche conjecture, see [41, 37, 23]

Apropos, we would like also to draw the readers attention to the 3D-case. Laugesen constructed in [34] a self-homeomorphism of the sphere whose harmonic extension to the ball in \mathbb{R}^3 fails to be injective. However, this construction is impossible for homeomorphisms which are gradients of a scalar harmonic function. Such a harmonic map is automatically a diffeomorphism [17, 36]. We, however, do not enter to the higher dimensional case here.

2. COMPLEX CAPACITORS

In analogous setting the term complex capacitor (or condenser) refers to a device that stores energy of the differential of a complex-valued potential function, which is typically specified on the boundary components. Another way to interpret complex capacitors is via mathematical models of hyperelasticity [3, 6, 7, 8, 9, 14]. In these models the harmonic mapping $H : \Delta \rightarrow \mathbb{C}$ is understood as a hyperelastic deformation of a plate. Subsequently, the so-called star-shape of the deformed boundary $H(\partial\Delta)$ will be imposed and natural. Regrettably, even under this assumption it is not generally possible to ensure injectivity of $H : \Delta \rightarrow \mathbb{C}$. We say, an *interpenetration of matter* can occur.

2.1. Electromagnetic capacitor. The complex potential $H = U + iV$ might be visualized as that of an *electromagnetic capacitor* which combines *electrostatic charge* $E \stackrel{\text{def}}{=} \nabla U$ with a magnetostatic field $B \stackrel{\text{def}}{=} \nabla V$. Gauss's law reads as:

$$\operatorname{div} E = \Delta U \equiv 0 \quad \text{and} \quad \operatorname{div} B = \Delta V \equiv 0.$$

The complex differential $dH \stackrel{\text{def}}{=} H_z dz + H_{\bar{z}} d\bar{z}$ gives rise to the interaction of the electromagnetic field with the charged matter in Δ , in accordance with *Lorentz force law*. Alexander Khitun's experiments [31] reveal that "*Incorporating a magnetic field could help electric capacitors store more energy without breaking down*". For relevant references see [19, 29, 42].

2.2. Radó-Kneser-Choquet Theorem (RKC). At this point it is relevant to invoke the classical Radó-Kneser-Choquet theorem (RKC) [43, 32, 13, 2, 26], which asserts that

Harmonic extension of a homeomorphism $H : \partial\Omega \xrightarrow{\text{onto}} \partial\mathcal{Q}$ of the boundary of a Jordan domain onto the boundary of a convex domain takes Ω diffeomorphically onto \mathcal{Q} .

In a succinct way, the above hypothesis, on the boundary map $H : \partial\Omega \xrightarrow{\text{onto}} \partial\mathcal{Q}$ to be a homeomorphism, forces that Ω must be a Jordan domain. A generalization of RKC-theorem, where Ω is simply connected, requires additional topological arguments. In this case one cannot even speak of a homeomorphism $H : \partial\Omega \xrightarrow{\text{onto}} \partial\mathcal{Q}$. Nevertheless (RKC)-theorem can be generalized if the boundary map is understood as a monotone map - the concept offered by C.B. Morrey in 1935 [40].

Definition 4. A continuous map $H : \mathbb{X} \xrightarrow{\text{onto}} \mathbb{Y}$ between compact topological spaces is said to be monotone if for every $y_o \in \mathbb{Y}$ its preimage $H^{-1}(y_o) \stackrel{\text{def}}{=} \{x \in \mathbb{X} : H(x) = y_o\}$ is connected in \mathbb{X} .

Obviously, homeomorphisms are monotone mappings, see also Remark 9

A generalization of Radó-Kneser-Choquet Theorem to simply connected domains is presented in [27]. It includes even p -harmonic deformations.

Theorem 5. *Let Ω be a bounded simply connected domain in \mathbb{C} .*

- (Existence) *Every continuous function $H : \partial\Omega \xrightarrow{\text{into}} \mathbb{C}$ admits unique continuous extension, again denoted by $H : \Omega \xrightarrow{\text{into}} \mathbb{C}$, which is p -harmonic in Ω , $1 < p < \infty$.*
- (Injectivity) *If, moreover, H takes $\partial\Omega$ monotonically onto the boundary of a convex domain \mathcal{Q} then its p -harmonic extension is a diffeomorphism $H : \Omega \xrightarrow{\text{onto}} \mathcal{Q}$. In particular, H admits no rank-one critical points (Jacobian does not vanish).*

Loosely associated with the present work are various, far reaching, applications of Theorem 5. The one [22] deserves special mentioning.

2.3. Comments on Dirichlet Energy. In the hyper-elasticity theory, full differential $dH \stackrel{\text{def}}{=} H_z dz + H_{\bar{z}} d\bar{z}$ of a complex harmonic function is referred to as the *deformation gradient*. In this context, it is customary to consider the Dirichlet type integral

$$(2.1) \quad \mathcal{D}[H] \stackrel{\text{def}}{=} \int_{\Omega \setminus F} (|H_z(z)|^2 + |H_{\bar{z}}(z)|^2) dz$$

as the *stored energy* of the hyperelastic capacitor. However, minimization of the energy is not always possible under arbitrary boundary conditions. Some boundary data need not even admit any extension of finite energy. Even if they do admit, the energy-minimal mappings may not necessarily be harmonic, see *Nitsche phenomenon on annuli* in Section 21.3 of [5] and the definite answer in [23].

That being said, our questions are concerned with harmonic mappings having not only finite but also infinite Dirichlet energy. The interested reader is referred to [15, 16] for an exhibition of harmonic mappings in the plane

2.4. Two types of critical points. We find it useful to distinguish between two types of critical points of a \mathcal{C}^1 -mapping $H : \Omega \setminus F \rightarrow \mathbb{C}$. These are the points where the rank of the differential $dH \stackrel{\text{def}}{=} H_z dz + H_{\bar{z}} d\bar{z}$ is not maximal, thus equal to one or zero. The image of a critical point under such H is called *critical value*. By Sard's theorem the set of critical values has measure zero.

Definition 6. Let $H \in \mathcal{C}^1(\Omega, \mathbb{C})$.

- A point $a \in \Omega$ at which the rank of the differential $dH(z)$ equals 1 will be called *rank-one critical point*.
- A critical point $a \in \Omega$, at which the differential $dH(z)$ vanishes, will be referred to as *rank-zero critical point*.

At a rank-zero critical point we have $|\nabla H|^2 \stackrel{\text{def}}{=} |H_z|^2 + |H_{\bar{z}}|^2 = 0$, whereas at a rank-one critical point we have only the Jacobian determinant $J_H = |H_z|^2 - |H_{\bar{z}}|^2$ vanishing.

3. AN EXAMPLE OF RANK-ONE CRITICAL POINTS

In this example we are considering the punctured plane $\mathbb{C}_\circ \stackrel{\text{def}}{=} \{z \in \mathbb{C}; z \neq 0\}$ and a harmonic mapping $H \stackrel{\text{def}}{=} \mathbb{C}_\circ \xrightarrow{\text{into}} \mathbb{C}$ defined by :

$$(3.1) \quad H = H(z) \stackrel{\text{def}}{=} -\lambda \log |z|^2 + z - \frac{1}{\bar{z}}, \text{ where } \lambda \stackrel{\text{def}}{=} \frac{1}{2} \left(a + \frac{1}{a} \right) > 1,$$

for some parameter $a > 1$ which turns out to be one of the critical points of H .

Remark 7. Let us publicize that it is possible to construct similar examples for p -harmonic potentials, but here we stick to the case $p = 2$, for simplicity.

Let us take a look at the family of concentric circles $\mathcal{C}_r \stackrel{\text{def}}{=} \{z; |z| = r\}$, $r > 0$. Then H restricted to any of such circles is a similarity transformation,

$$H(re^{i\theta}) = c + \left(r - \frac{1}{r} \right) e^{i\theta}, \text{ where } c \stackrel{\text{def}}{=} -2\lambda \log r$$

In particular, the image of \mathcal{C}_r under H is again a circle, centered at c and with radius $\rho \stackrel{\text{def}}{=} \left| r - \frac{1}{r} \right|$

$$(3.2) \quad H(\mathcal{C}_r) \stackrel{\text{def}}{=} \mathcal{C}_\rho(c) = \{w : |w - c| = \rho\}$$

There is one exception to this statement; precisely, when the unit circle \mathcal{C}_1 degenerates to a puncture at $\{0\}$, in which case,

$$(3.3) \quad H(e^{i\theta}) \equiv 0$$

It has to be pointed out that the circles $\mathcal{C}_\rho(c)$ at (3.2) need not be mutually disjoint.

A short computation of complex partial derivatives shows that :

$$H_z = 1 - \frac{\lambda}{z} \quad \text{and} \quad H_{\bar{z}} = \frac{1}{\bar{z}^2} - \frac{\lambda}{\bar{z}}$$

$$(3.4) \quad |H_z|^2 = 1 - \frac{2\lambda}{|z|^2} \Re z + \frac{\lambda^2}{|z|^2}$$

$$|H_{\bar{z}}|^2 = \frac{1}{|z|^4} - \frac{2\lambda}{|z|^4} \Re z + \frac{\lambda^2}{|z|^2}$$

It then follows that the differential does not vanish. Indeed, we have

$$|z|^2 |H_z|^2 + |z|^4 |H_{\bar{z}}|^2 = (1 - \lambda)^2 (1 + |z|^2) + 2\lambda |1 - z|^2 > 1$$

where the strict inequality > 1 can easily be seen. Concerning the Jacobian determinant, we compute

$$|z|^4 J_H(z) = |z|^4 (|H_z|^2 - |H_{\bar{z}}|^2) = (|z|^2 - 1) [|z - \lambda|^2 - (\lambda^2 - 1)]$$

and recall that $\lambda = \frac{1}{2} (a + 1/a)$, so $|a - \lambda|^2 = (\lambda^2 - 1) = [\frac{1}{2} (a - \frac{1}{a})]^2 \stackrel{\text{def}}{=} \rho^2$. Therefore $J_H(a) = 0$. On the unit circle of $|z| = 1$, we also have $J_H(z) = 0$. There are two remaining locations of the critical points to consider.

Case 1 (outside the unit circle, $|z| > 1$)

The Jacobian determinant is positive if and only if $|z - \lambda| > \rho$. This is the region outside the circle $\mathcal{C}_\rho(\lambda)$ centered at $\lambda = \frac{1}{2} (a + \frac{1}{a})$ and with radius $\rho = \frac{1}{2} (a - \frac{1}{a})$.

Case 2 (inside the unit circle, $0 < |z| < 1$)

The Jacobian determinant is positive if and only if $|z - \lambda| < \rho$.

Figure 1 below illustrates those cases.

HARMONIC MAPPING

in $\mathbb{C}_o \stackrel{\text{def}}{=} \{z \in \mathbb{C}; z \neq 0\}$

$$H(z) \stackrel{\text{def}}{=} -\lambda \log |z|^2 + z - \frac{1}{\bar{z}}$$

$$\text{where } \lambda \stackrel{\text{def}}{=} \frac{1}{2} \left(a + \frac{1}{a} \right) > 1$$

for some $a > 1$

$$\rho = \frac{1}{2} \left(a - \frac{1}{a} \right)$$

$$J_H(z) = |H_z|^2 - |H_{\bar{z}}|^2$$

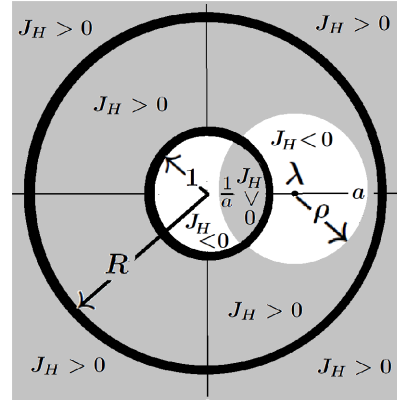


FIGURE 1. Critical points of H , where the Jacobian determinant vanishes, lie along the circles $|z| = 1$ and $|z - \lambda| = \rho$. However, the rank-zero critical points, where the differential matrix vanishes, cannot occur.

4. STARLIKE CONTINUA AND MONOTONICITY

Definition 8. A starlike continuum $\mathfrak{G} \subset \mathfrak{R}^2$ (in the target plane \mathfrak{R}^2) is a compact set whose intersection with every straight line passing through a given point \mathfrak{s} , called a center of \mathfrak{G} , consists of at most two connected components (of course, these components can be: either empty set, single points or closed line segments).

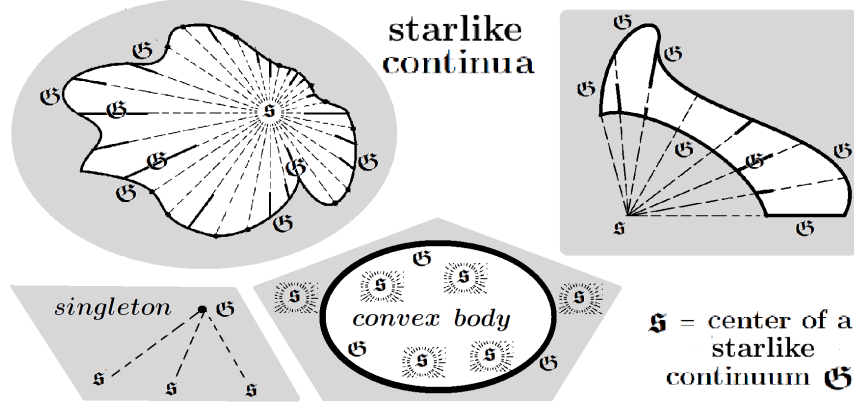


FIGURE 2. Starlike continuum \mathfrak{G} and its possible centers \mathfrak{s} .
The above starlike continua are monotone images of $\partial\Omega$.

Remark 9. Monotonicity property of $H : \partial\Omega \xrightarrow{\text{onto}} \mathfrak{G}$ tells us that for every singleton $\{\mathfrak{c}\} \subset \mathfrak{G}$ its preimage $H^{-1}\{\mathfrak{c}\} \stackrel{\text{def}}{=} \{z \in \partial\Omega ; H(z) = \mathfrak{c}\}$ is connected. Actually, this property implies that the preimage of any connected set in \mathfrak{G} is connected in $\partial\Omega$ as well, see G.T. Whyburn [44] and surveys by L. F. McAuley [38, 39]. Concerning monotone Sobolev mappings, we mention [25, 27, 28] and references therein for further reading.

No straight line segment, although still a starlike continuum, can be realized as a monotone image of $\partial\Omega$, see Lemma 18 below.

5. STARLIKE-SHAPING OF A COMPLEX CAPACITOR

To formulate our main result in the greatest possible generality, we need to introduce one more definition. As before, Ω is a bounded simply connected domain and $F \Subset \Omega$ a continuum (not a single point) that does not disconnect \mathbb{C} . Thus F is the bounded component of $\mathbb{C} \setminus \Omega$.

Definition 10 (Starlike-shaping).

The term *starlike-shaping of a capacitor* (Ω, F) refers to a non-constant continuous function $H : \mathbb{C} \rightarrow \mathbb{C}$ such that

- H is harmonic in $\Delta \stackrel{\text{def}}{=} \Omega \setminus F$

- H is constant on F , say $H(F) = \{\mathfrak{s}\}$
- $H(\partial\Omega) \stackrel{\text{def}}{=} \mathfrak{G}$ is a starlike continuum of center at \mathfrak{s} .
- The boundary map $H : \partial\Omega \xrightarrow{\text{onto}} \mathfrak{G}$ is monotone.

6. MAIN RESULT

With reference to Definition 10, our main result reads as follows.

Theorem 11. *The differential matrix of a starlike-shaping complex potential $H : \Delta \rightarrow \mathbb{C}$ does not vanish at any point. However, its Jacobian determinant may turn into zero at some points, see (3.1).*

That this implies Theorem 1 for $p = 2$, is the content of the following

Corollary 12. *Let the harmonic potential H of a capacitor be determined by two real constant boundary values, say $H\{F\} = \{0\}$ and $H(\partial\Omega) = \{1\}$. Then H is a real-valued harmonic function in $\Omega \setminus F$. Consequently, its gradient coincides with the differential matrix and, by Theorem 11, does not vanish at any point.*

7. HARMONIC DENDRITE

Our proof of Theorem 11 is based on analysis of a scalar harmonic function $W(z) \stackrel{\text{def}}{=} \alpha U(z) + \beta V(z)$. This linear combination of the real part U and the imaginary part V of the complex harmonic potential $H = U + iV : \Delta \stackrel{\text{def}}{=} \Omega \setminus F \xrightarrow{\text{into}} \mathbb{C}$ will be specified later. The right choice of the coefficients $\alpha, \beta, \alpha^2 + \beta^2 \neq 0$ is crucial. We shall examine a connected component of the level set $\{z \in \Delta : W(z) = \text{constant}\}$, where the constant will also be chosen accordingly. We follow the ideas in [27]; particularly, from Section 7 therein. These ideas, the results, and comments are worth the efforts of discussing them further.

Let us temporarily consider an arbitrary nonconstant harmonic function $W : \Delta \xrightarrow{\text{into}} \mathbb{R}$. Since the complex gradient $W_z = \partial W / \partial z$ is holomorphic, the set of critical points $\mathbf{C} \stackrel{\text{def}}{=} \{z; \nabla W(z) = 0\} = \{z_1, z_2, \dots\}$ is discrete. Outside \mathbf{C} each level set $\mathfrak{L} \stackrel{\text{def}}{=} \{z \in \Delta; W(z) = \text{constant}\}$ consists of mutually disjoint \mathcal{C}^∞ -smooth open arcs whose endpoints are the critical points. However, some arcs may not have endpoints; instead, they may terminate with so-called *limit sets*. Those limit sets are continua in $\partial\Delta$, see Lemma 16 and Figure 3.

7.1. Local structure of a harmonic level set. We appeal to Corollary 10 in [27] from which we extrapolate the following:

- Consider a harmonic level set \mathfrak{L} passing through a point $a \in \Delta$. Then near this point \mathfrak{L} consists of $2m$ Jordan sub-arcs emanating from a in the directions that (upon a suitable rotation) are just the unit complex numbers $\text{Exp}\left(\frac{2k-1}{2m}\pi i\right)$, $k = 1, 2, \dots, 2m$.

- Here $m = n + 1$ where $n \geq 0$ stands for the order of zero of the holomorphic function W_z at a . In particular, we have $2m = 2$ if a is a regular point and $2m \geq 4$ if a is a critical point of W .

Corollary 13. \mathfrak{L} is locally path connected

Proof. This conclusion is immediate from the local structure of \mathfrak{L} . \square

It does not mean, however, that \mathfrak{L} is connected. For this reason we now restrict our discussion to a connected component of \mathfrak{L} that contains a given point $a \in \Delta$ and reserve the notation \mathfrak{L}_a for the above connected component; primarily, a will be a critical point of W . \mathfrak{L}_a is the connected component of $\{z \in \Delta : W(z) = W(a)\}$ that contains a . Call it a *harmonic dendrite* of W passing through its critical point a .

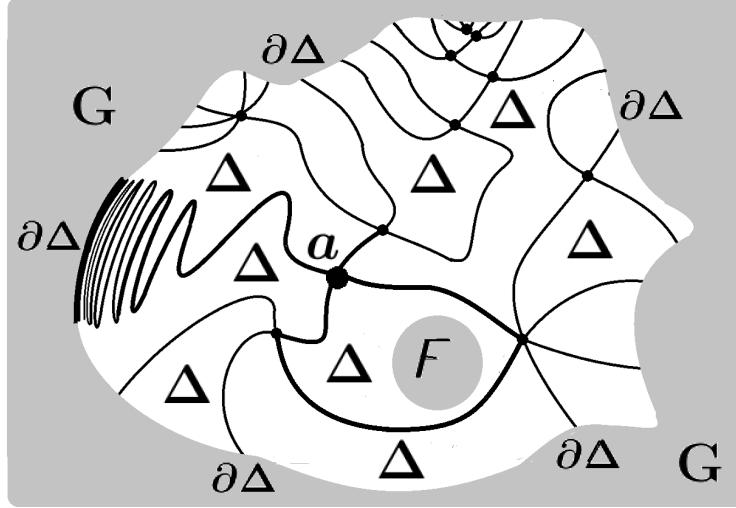


FIGURE 3. Harmonic dendrite $\mathfrak{L}_a \stackrel{\text{def}}{=} \{z \in \Delta; W(z) = W(a)\}$ passing through a critical point $a \in \Delta = \Omega \setminus F$.

Lemma 14. Any closed loop in \mathfrak{L}_a must surround the hole $F \in \Omega$, see Figure 3.

Proof. Because otherwise such a loop would constitute the boundary of a subdomain of Δ along which $W = \text{constant} = W(a)$. Consequently $W(z) = W(a)$ inside the loop. By the unique continuation property of harmonic functions, we would conclude that $W(z) \equiv W(a)$ in the entire domain Δ ; contrary to the assumption that $W \neq \text{constant}$. \square

In much the same way we infer that the closure of \mathfrak{L}_a , which might include points in $\partial\Delta$, cannot contain the boundary of a subdomain of Δ . Figure

4 illustrates such an impossible circumstance. In this illustration we have a subdomain $\Delta^0 \subset \Delta$ (dark shaded sinusoidal region) whose boundary is contained in $\bar{\Delta}$. Recall that W is assumed to be continuous up to $\bar{\Delta}$, so $W \equiv 0$ on Δ^0 and, therefore, on the entire region Δ as well; which is a clear contradiction.

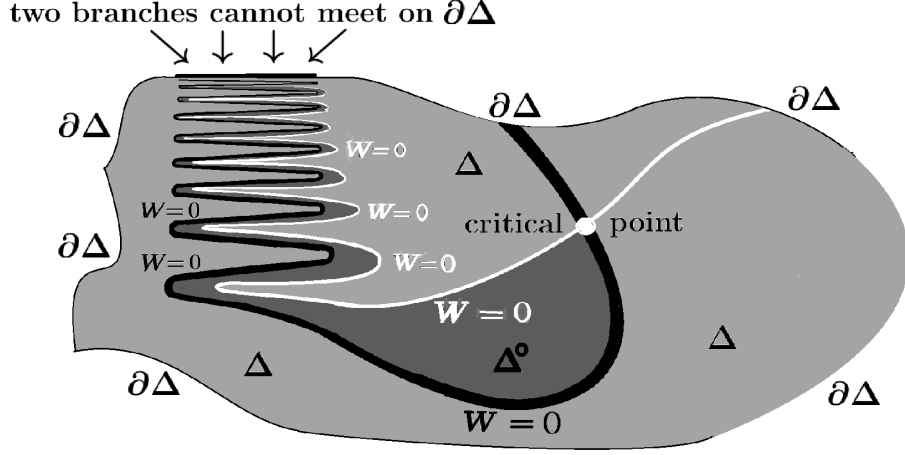


FIGURE 4. Two different branches of the harmonic dendrite $\{z \in \Delta; W(z) = 0\}$ emanating from a critical point of W never meet again, neither in Δ nor on $\partial\Delta$.

From now on, while loosing no generality, we assume (as in the above figure) that:

$$(7.1) \quad W(a) = 0 \text{ and } W(F) = \{0\}$$

Corollary 15. *There are no closed loops in \mathfrak{L}_a .*

Proof. We need only rule out the presence of closed loops in \mathfrak{L}_a that surround $F \subset \Omega$. Such a loop would constitute the boundary of a subdomain, say $\Omega^0 \Subset \Omega$ and $F \Subset \Omega^0 \Subset \Omega$. This would give us a doubly connected region $\Omega^0 \setminus F \subset \Delta$ and a harmonic function W vanishing on both components of its boundary. Thus, as before, $W \equiv 0$ on $\Omega^0 \setminus F$ and, by the unique continuation property, $W \equiv 0$ on Δ . \square

7.2. Jordan paths $\mathcal{P}_1, \mathcal{P}_2, \mathcal{P}_3, \mathcal{P}_4, \dots$, emanating from the critical point a . We initiate our construction of the paths $\mathcal{P}_1, \mathcal{P}_2, \mathcal{P}_3, \dots$, from the critical point, denoted by $z_1 \stackrel{\text{def}}{=} a$. According to Subsection 7.1, there emanate from z_1 at least four local arcs along the dendrite \mathfrak{L}_a , say $\ell_1, \ell_2, \ell_3, \ell_4, \dots, \ell_{2m}$, $m \geq 2$, for which z_1 is their only common point (call it their left endpoint). Except for z_1 , these arcs remain mutually disjoint, because of no presence of closed loops in \mathfrak{L}_a . We prolong each arc

ℓ_ν , $\nu = 1, 2, \dots, 2m$, until we reach another critical point, say z_1^ν and view it as right endpoint of ℓ_ν . It is possible, however, that no prolongation terminates at any critical point. In that case the arc must approach $\partial\Delta$, due to local structure of the dendrite. Next, each new critical point $z_1^1, z_1^2, \dots, z_1^{2m}$ plays the role of the left endpoint of a new arc emanating from it. For each $\nu = 1, 2, \dots, 2m$ we choose and fix one of those arcs and denote it by $\ell_1^*, \ell_2^*, \dots, \ell_{2m}^*$, respectively. As before, each of these new arcs prolongs until it reaches a critical point or approaches $\partial\Delta$. Every such critical point becomes a left endpoints of a finite family of arcs emanating from it. We choose one of them and denote the chosen arcs by $\ell_1^{**}, \ell_2^{**}, \dots, \ell_{2m}^{**}$, respectively. Similarly, we construct a third generation of arcs $\ell_1^{***}, \ell_2^{***}, \dots, \ell_{2m}^{***}$, and so on. Continuing in this fashion (indefinitely if necessary) we obtain $2m$ of Jordan paths emanating from $z_1 = a$ and approaching the boundary of Δ . In symbols,

$$\mathcal{P}_\nu \stackrel{\text{def}}{=} \ell_\nu^* \cup \ell_\nu^{**} \cup \ell_\nu^{***} \cup \dots$$

Precisely, $\emptyset \neq \overline{\mathcal{P}_\nu} \setminus \mathcal{P}_\nu \subset \partial\Delta$, for $\nu = 1, 2, \dots, 2m$, $2m \geq 4$. Since the entire dendrite \mathfrak{L}_a admits no closed loops, we have

$$\overline{\mathcal{P}_\nu} \cap \overline{\mathcal{P}_\mu} = \{a\}, \text{ for all } 1 \leq \mu \neq \nu \leq 2m$$

Also, \mathcal{P}_ν does not intersect itself.

Lemma 16. *The so-called limit-sets, or the right end-sets,*

$$\mathcal{C}_\nu \stackrel{\text{def}}{=} \overline{\mathcal{P}_\nu} \setminus \mathcal{P}_\nu \subset \partial\Delta, \text{ for } \nu = 1, 2, \dots, 2m, \text{ where } 2m \geq 4,$$

are mutually disjoint continua in $\partial\Delta$ (not like in Figure 4).

Proof. To see that the right end-set $\overline{\mathcal{P}_\nu} \setminus \mathcal{P}_\nu \subset \partial\Delta$ is indeed a continuum, we parametrize \mathcal{P}_ν via a homeomorphism $\phi: [0, \infty) \xrightarrow{\text{onto}} \mathcal{P}_\nu$, $\phi(0) = a$. Thus \mathcal{C}_ν is the set of all possible limits of $\phi(t)$ as t approaches ∞ . Consider the decreasing sequence of left-truncated paths

$$\mathcal{P}_\nu^0 \supset \mathcal{P}_\nu^1 \supset \mathcal{P}_\nu^2 \supset \dots, \text{ where } \mathcal{P}_\nu^n \stackrel{\text{def}}{=} \phi[n, \infty), n = 0, 1, 2, \dots$$

They are connected, so are their closures. Therefore, the limit-set \mathcal{C}_ν , being the intersection of a decreasing sequence of continua, is a continuum as well. In symbols,

$$\overline{\mathcal{P}_\nu^0} \supset \overline{\mathcal{P}_\nu^1} \supset \overline{\mathcal{P}_\nu^2} \supset \dots \text{ and } \bigcap_{n \geq 0} \overline{\mathcal{P}_\nu^n} = \mathcal{C}_\nu,$$

as desired.

Now suppose, to the contrary, that two limit-sets \mathcal{C}_μ and \mathcal{C}_ν , $\mu \neq \nu$, intersect. Thus we have two continua $\overline{\mathcal{P}_\nu}$ and $\overline{\mathcal{P}_\mu}$ whose intersection is not connected; namely, it is a union of two disjoint compact sets

$$\overline{\mathcal{P}_\nu} \cap \overline{\mathcal{P}_\mu} = [\{a\}] \cup [\mathcal{C}_\mu \cap \mathcal{C}_\nu]$$

In general the set $[\mathcal{C}_\mu \cap \mathcal{C}_\nu]$ can be very bizarre. Figure 4 illustrates two paths $\overline{\mathcal{P}_\nu}$ (in black) and $\overline{\mathcal{P}_\mu}$ (in white) that are approaching the same

limit-set on $\partial\Omega$, in a rather clear manner. However, for more complicated configurations of paths one needs to appeal to an elegant topological result established in 1913 by S. Janiszewski [30], [33].

Theorem 17 (Janiszewski). *Let Γ_1 and Γ_2 be continua in \mathbb{R}^2 whose intersection $\Gamma_1 \cap \Gamma_2$ is not connected. Then their union $\Gamma_1 \cup \Gamma_2$ disconnects \mathbb{R}^2 .*

Now we see that all bounded complementary components of the union $\overline{\mathcal{P}_\nu} \cup \overline{\mathcal{P}_\mu}$ lie in Δ . The harmonic function W , turning to zero on the boundary of such components, must vanish inside the components. By unique continuation property $W \equiv 0$ in Δ , which is the desired contradiction. \square

8. PROOF OF THEOREM 11

With the above preliminaries at hand the proof of Theorem 11 is based on the ideas and geometric arguments about harmonic dendrite of a linear combination $W(z) = \alpha U(z) + \beta V(z)$ discussed above. The coefficients α, β are selected specifically for the given continuum $F \subseteq \Omega$ and the critical point $a \in \Delta = \Omega \setminus F$.

Proof. Suppose to the contrary, that a is a rank-zero critical point of $H = U + iV$; that is, $\nabla U(a) = 0$ and $\nabla V(a) = 0$. Recall that $H : \partial\Omega \xrightarrow{\text{onto}} \mathfrak{G}$ is a monotone mapping onto a starlike continuum \mathfrak{G} . The so-called center of \mathfrak{G} is located at the point \mathfrak{s} defined by $\{\mathfrak{s}\} = H(F)$. We may, and do, assume that $\mathfrak{s} = 0$, which is the origin of the coordinate system in the target plane $\mathfrak{R}^2 = \{(u, v); u, v \in \mathbb{R}\}$. Denote the image of the critical point by $\mathfrak{a} \stackrel{\text{def}}{=} H(a) = \mathfrak{u} + i\mathfrak{v} = U(a) + iV(a)$. Now the real coefficients α, β are chosen to satisfy: $\alpha^2 + \beta^2 = 1$ and $\alpha U(a) + \beta V(a) = 0$; that is, (α, β) is the unit vector orthogonal to \mathfrak{a} . Note that (α, β) is determined uniquely up to its direction, except for the uncommon occasion of $\mathfrak{a} = \mathfrak{s} = 0$, in which case any unit vector serves the purpose. We examine the following harmonic function in Δ that is continuous up to $\overline{\Omega}$,

$$W(z) \stackrel{\text{def}}{=} \alpha U(z) + \beta V(z), \text{ thus } W(a) = 0 \text{ and } W(z) \equiv 0 \text{ in } F.$$

Since a is assumed to be a rank-zero critical point of H , we have $\nabla W(a) = 0$, regardless of the choice of the coefficients α, β .

Next denote by \mathfrak{X} the straight line in the target plane

$\mathfrak{R}^2 \stackrel{\text{def}}{=} \{(u, v); u, v \in \mathbb{R}\}$ passing through the point $\mathfrak{a} = H(a) \stackrel{\text{def}}{=} \mathfrak{u} + i\mathfrak{v} = U(a) + iV(a)$ and the center $\mathfrak{s} = 0$ of the star-shape continuum $H(\partial\Omega) = \mathfrak{G}$. According to Definition 8 the intersection

$$(8.1) \quad \mathfrak{X} \cap \mathfrak{G} \text{ consists of at most two disjoint continua.}$$

Their preimages under the monotone map $H : \partial\Omega \xrightarrow{\text{onto}} \mathfrak{G}$ are disjoint continua in $\partial\Omega$. In fact, these are limit-sets of the dendrite \mathfrak{L}_a that lie in $\partial\Omega$. The remaining limit-sets of \mathfrak{L}_a lie in ∂F . At the same time, according

A concerned reader can dispense of this illustration and easily argue (under the most general circumstances) by applying S. Janiszewski theorem [30] again. For this application we look at two continua $\Gamma_\nu = \overline{\mathcal{P}_\nu} \cup F$ and $\Gamma_\mu = \overline{\mathcal{P}_\mu} \cup F$. Their intersection is not connected, $\Gamma_\nu \cap \Gamma_\mu = \{a\} \cup$ a subset of F . Therefore, their union $\Gamma_\nu \cup \Gamma_\mu$ disconnects \mathbb{R}^2 . The bounded complementary component of $\Gamma_\nu \cup \Gamma_\mu$, denoted in Figure 5 by Δ^0 , lies in Δ . As a consequence, the harmonic function W (being equal to zero on $\partial\Delta^0$) must vanish in Δ^0 and hence (by unique continuation property) on Δ as well. This means that the non-constant map H takes the entire boundary $\partial\Omega$ onto a continuum in \mathfrak{X} ; that is, onto a straight line segment. Now the proof of Theorem 11 is completed by the following simple observation.

Indeed, such a monotone map, say $H : \partial\Omega \xrightarrow{\text{onto}} [A, B]$, would give us two disjoint continua $H^{-1}(A) \subset \partial\Omega$ and $H^{-1}(B) \subset \partial\Omega$. At the same

time the preimage $H^{-1}(A, B)$ of the remaining open interval would also be connected, see [44] or, for a simple proof, apply Lemma 20.1.3. in [5] to closed subintervals of (A, B) . However, the complement in $\partial\Omega$ of the union of two disjoint continua in $\partial\Omega$ cannot be connected. \square

9. PROOF OF THEOREM 1 (STATIC p -HARMONIC CAPACITOR)

The proof makes heavy use of the local structure of the level set of a scalar p -harmonic function $u : \Delta \xrightarrow{\text{into}} \mathbb{R}$ near its critical point, as presented in [27], see closely related earlier work [2, 11, 24, 1, 4, 21].

We may, and do, assume that the constant inner boundary value C_{inn} , $\{C_{\text{inn}}\} \stackrel{\text{def}}{=} u(\partial F)$, is smaller than that of the outer boundary value C_{out} , $\{C_{\text{out}}\} \stackrel{\text{def}}{=} u(\partial\Omega)$.

First we note, using the *strong max/min - principle*, see Section 6.5 of the monograph [20] that

$$(9.1) \quad C_{\text{inn}} < u(a) < C_{\text{out}}, \text{ for every point } a \in \Delta.$$

The crucial observation, however, is that the complex gradient $u_z \stackrel{\text{def}}{=} \partial u / \partial z$ is a nonconstant K -quasiregular map [10, 11, 4, 27]. Its maximal distortion equals $K = \max\{p-1, 1/p-1\}$. Thus u_z admits only isolated zeros. Suppose, contrary to the assertion of Theorem 1, that u_z vanishes at some critical point $a \in \Delta$; in symbols, $u_z(a) = 0$. Observe that the level set $\{z \in \Delta; u(z) = C \stackrel{\text{def}}{=} u(a)\}$ is compact. This is because of (9.1). Such a level set is generally not connected. Therefore, we restrict further discussion to its connected component that contains the critical point a . Denote it by $\mathfrak{D} = \mathfrak{D}_a$ and name it *critical p -harmonic dendrone* emerging from a . We just reached a branchlike topological structure that requires detailed analysis. For the sake of clarity, let us specify some mathematical terms.

- A Jordan closed arc is an image of a homeomorphism $f : [0, 1] \rightarrow \mathbb{R}^2$ (continuous bijective mapping).
- A Jordan curve (also called Jordan loop) is the image of a continuous mappings $f : [0, 1] \rightarrow \mathbb{R}^2$ which satisfies: $f(0) = f(1)$, and the restriction of f to the half open interval $[0, 1)$ is injective.
- One might find it convenient to look at the endpoints of $J \stackrel{\text{def}}{=} f[0, 1]$; one is $J^- \stackrel{\text{def}}{=} f(0)$, and the other $J^+ \stackrel{\text{def}}{=} f(1)$. In case of the Jordan curve (closed loop) we have $J^- = J^+ \stackrel{\text{def}}{=} J^\mp$.
- The image $f(0, 1)$ of the remaining open interval is a Jordan open arc called the interior of J and denoted by J° . One must be aware that not every homeomorphic image of $(0, 1)$ can be obtained that way; its closure may neither be a Jordan closed arc nor a Jordan loop.

- Let us give a common name *Jordan contours* to both Jordan closed arcs and Jordan loops, and write

$$J = J^- \cup J^\circ \cup J^+ , \text{ also } J \stackrel{\text{def}}{=} [J^-, J^+] ,$$

whenever clarity requires that the endpoints be indicated.

Here are some properties of the dendrone \mathfrak{D} that are characteristic of a graph.

- \mathfrak{D} is a finite union of Jordan contours,

$$(9.2) \quad \mathfrak{D} = J_1 \cup J_2 \cup \dots \cup J_N$$

- Their interiors $J_1^\circ, J_2^\circ, \dots, J_N^\circ$ are mutually disjoint.
- Their endpoints $J_1^\pm, J_2^\pm, \dots, J_N^\pm$ are critical points of u , also referred to as *nodes* of the dendrone.

At this stage we appeal to Corollary 10 in [27]. to infer that:

- From every node there emanate an even number, say $2m \geq 4$, of closed Jordan subarcs of \mathfrak{D} . The intersection of any two of them is just that node. The case where two such subarcs are parts of the same Jordan contour J is not excluded, which happens when J is a Jordan loop and its endpoints J^-, J^+ coincide with that node.

The above properties of a dendrone fit together into the general scheme of a planar graph. This concept emerges most clearly when the setting is quite abstract.

Accordingly, a graph is a pair $\mathfrak{G} = (V, E)$ of a nonempty set V (called the vertices) and a set E of two-element subsets of V (called the edges). Now we view the p -harmonic dendrone \mathfrak{D} as a graph in which the Jordan contours J_1, J_2, \dots, J_N play the role of edges, whereas their endpoints are the vertices (nodes of \mathfrak{D}). The graph of a dendrone is called *planar* because it is connected and can be drawn without edges crossing (precisely, the interiors $J_1^\circ, J_2^\circ, \dots, J_N^\circ$ are mutually disjoint). In Graph Theory, the number $\deg v$ of edges emanating from a given vertex $v \in V$ is called the degree of that vertex. In case of our dendrone at every node the degree is an even number, say $2m \geq 4$. The so-called *Handshake Lemma* tells us that the sum of the degrees of vertices is always twice the number of edges; in symbols,

$$(9.3) \quad \sum_{v \in V} \deg v = 2 |E| . \text{ Hence } N = |E| \geq 2 |V| .$$

Every planar graph divides the plane into regions called faces (open connected sets). We let F denote the set of faces, including the one unbounded region. Euler's celebrated formula for connected planar graphs reads ad:

$$(9.4) \quad |F| = |E| - |V| + 2$$

Returning to our p -harmonic dendrone \mathfrak{D} , the complement $\mathbb{R}^2 \setminus \mathfrak{D}$ consists of a finite number of so-called complementary components. Each component is surrounded by a number of Jordan contours from (9.2). These are exactly the faces of the graph of \mathfrak{D} . Our ultimate goal is to demonstrate, using Euler's formula, that

Lemma 19. *There are at least two bounded complementary components of \mathfrak{D} .*

Proof. Having disposed of Euler's formula (9.5) and Equation (9.3), the proof of this lemma is a matter of straightforward estimate of the number of all complementary components, including the unbounded one.

$$(9.5) \quad |F| = |E| - |V| + 2 \geq 2|V| - |V| + 2 = |V| + 2 \geq 3$$

as desired. \square

We shall now establish the proof of Theorem 1 by noticing that each bounded component of $\mathbb{R}^2 \setminus \mathfrak{D}$ must contain the hole $F \in \Omega$. Otherwise, such a component would lie entirely in $\Delta = \Omega \setminus F$ (because $C_{\text{inn}} < u(a)$) and u would be constant in this component. This means that u would be constant in Δ (by unique continuation), which is ruled out. On the other hand, we have at least two bounded components of $\mathbb{R}^2 \setminus \mathfrak{D}$. They are disjoint, by the very definition. Finally, we arrive at the required contradiction since F , being a continuum, cannot lie in two different components. The proof of Theorem 1 is complete.

10. CASSINI CAPACITOR WITH THREE ELECTRICAL CONDUCTORS

Most of the natural capacitors indeed consist of two electrical conductors. Here we discuss an example of a harmonic *dielectric medium* within three conductors; that is, in $\Delta = \Omega \setminus (F_+ \cup F_-)$, where Ω is a bounded simply connected domain and $F_+ \in \Omega$, $F_- \in \Omega$ are disjoint continua (holes in Ω). The electrostatic potential $u : \Delta \xrightarrow{\text{into}} \mathbb{R}$ assumes constant values on each of three conductors : $u \equiv c_0$ on $\partial\Omega$, $u \equiv c_+$ on ∂F_+ and $u \equiv c_-$ on ∂F_- . In contrast to Theorem 1, gradient of u may vanish at some points in Δ , even when $c_+ = c_- \stackrel{\text{def}}{=} c \neq c_0$. In other words, Theorem 1 fails already for $p = 2$ when F is not connected. Our example is as follows.

Example 20. Consider a harmonic function

$$(10.1) \quad u(z) = \log |z^2 - 1|, \text{ defined for } z \neq \pm 1.$$

For a given parameter $\lambda \in \mathbb{R}$ the level set $\mathcal{L}_\lambda \stackrel{\text{def}}{=} \{z; u(z) = \lambda\}$ is a quartic curve defined as the locus of points whose product of the distances to two points ± 1 (referred to as foci) is constant equal to e^λ . This is none other than the familiar *Cassini oval*, named after the astronomer Giovanni Domenico Cassini [12]. The interested reader is referred to the catalog of Dennis Lawrence [35] and [18] for details. Cassini oval is a \mathcal{C}^∞ -smooth Jordan curve when $\lambda > 0$. It becomes a lemniscate of Bernoulli when $\lambda = 0$,

and consists of two \mathcal{C}^∞ -smooth Jordan curves when $\lambda < 0$.

Choose and fix parameters $0 < r < 1 < R$. Our simply connected domain Ω is enclosed by the \mathcal{C}^∞ -smooth Jordan curve

$$(10.2) \quad \partial\Omega \stackrel{\text{def}}{=} \{z; |z^2 - 1| = R\}, \quad u \equiv \log R > 0 \quad \text{on } \partial\Omega$$

Whereas the boundaries of F_+ and F_- are determined by the equation

$$(10.3) \quad \partial F_\pm = \{z; |z^2 - 1| = r\}, \quad u \equiv \log r < 0 \quad \text{on } \partial F_\pm$$

whenever $\Re z$ is positive or negative, respectively. The critical level curve is the lemniscate of Bernoulli passing through the origin. See Figure 6

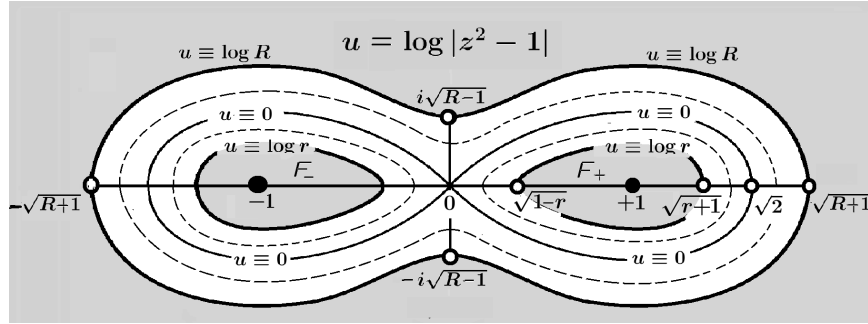


FIGURE 6. Cassini Capacitor and the critical level curve $u \equiv 0$ along a lemniscate of Bernoulli of foci ± 1

REFERENCES

1. G. Alessandrini, *Critical points of solutions of elliptic equations in two variables*, Ann. Scuola Norm. Sup. Pisa Cl. Sci. (4) 14 (1987), no. 2, 229–256 (1988)
2. G. Alessandrini and M. Sigalotti, *Geometric properties of solutions to the anisotropic p -Laplace equation in dimension two*, Ann. Acad. Sci. Fenn. Math. **26** (2001), no. 1, 249–266.
3. S.S. Antman *Fundamental mathematical problems in the theory of nonlinear elasticity*. Univ. Maryland, College Park, Md., (1975), 35–54.
4. G. Aronsson and P. Lindqvist, *On p -Harmonic Functions in the Plane and Their Stream Functions*, Journal of Differential Equations **74** (1988), 157–178.
5. K. Astala, T. Iwaniec, and G. Martin, *Elliptic partial differential equations and quasiconformal mappings in the plane*, Princeton University Press, Princeton, NJ, 2009.
6. J. Ball, *Convexity conditions and existence theorems in nonlinear elasticity*, Arch. Rational Mech. Anal. 63 (1976/77), no. 4, 337–403.
7. J. Ball, *Constitutive inequalities and existence theorems in nonlinear elastostatics*, Nonlinear analysis and mechanics: Heriot–Watt Symposium (Edinburgh, 1976), Vol. I, pp. 187–241. Res. Notes in Math., No. 17, Pitman, London, (1977).
8. J. Ball, *Global invertibility of Sobolev functions and the interpenetration of matter*, Proc. Roy.Soc. Edinburgh, Sect.A 88 (1981), 315–328.
9. J. Ball, *Some open problems in elasticity*, Geometry, mechanics, and dynamics, 3–59, Springer, New York, 2002.
10. B. Bojarski and T. Iwaniec, *p -harmonic equation and quasiregular mappings*, preprint (SFB 72) 617 (1983), Universitat Bonn.
11. B. Bojarski and T. Iwaniec, *p -harmonic equation and quasiregular mappings. Partial differential equations*, Banach Center Publ., 19, PWN, Warsaw, (1987) 25–38.
12. J.D. Cassini, *De l’Origine et du progrès de l’astronomie et de son usage dans la géographie et dans la navigation*. L’Imprimerie Royale. (1693). pp. 36.
13. G. Choquet, *Sur un type de transformation analytique généralisant la représentation conforme et définie au moyen de fonctions harmoniques*, Bull. Sci. Math., **69**, (1945), 156–165.
14. P. G. Ciarlet, *Mathematical elasticity Vol. 1. Three-dimensional elasticity*, Studies in Mathematics and its Applications, 20, North–Holland Publishing Co., Amsterdam, 1988.
15. P. Duren, *Harmonic mappings in the plane*, Cambridge University Press, Cambridge, (2004).
16. P. Duren and W. Hengartner, *Harmonic mappings of multiply connected domains*, Pacific J. Math. **180** (1997), no. 2, 201–220.
17. S. Gleason, and T. Wolff *Levy’s harmonic gradient maps in higher dimensions*, Communications in Partial Differential Equations, 16 (12), 1925–1968 (1991).
18. A. Gray, E. Abbena, S. Salamon ”Cassinian Ovals.” §4.2 in Modern Differential Geometry of Curves and Surfaces with Mathematica, 2nd ed. Boca Raton, FL: CRC Press, pp. 82–86, 1997.
19. A. G. Gurevich, G. A. Melkov *Magnetization Oscillations and Waves* : CRC Press, 1996.
20. J. Heinonen, T. Kilpeläinen, and O. Martio, *Nonlinear potential theory of degenerate elliptic equations*, Oxford University Press, New York, 1993.
21. T. Iwaniec, A. Koski, and J. Onninen, *Isotropic p -harmonic systems in 2D Jacobian estimates and univalent solutions*, Rev. Mat. Iberoam. **32** (2016), no. 1, 57–77.
22. T. Iwaniec, L. V. Kovalev, and J. Onninen, *Diffeomorphic approximation of Sobolev homeomorphisms*, Arch. Ration. Mech. Anal. **201** (2011), no. 3, 1047–1067.

23. T. Iwaniec, L. V. Kovalev, and J. Onninen, *The Nitsche Conjecture*, Journal of the American Mathematical Society Vol. 24, No. 2 (2011), pp. 345–373.
24. T. Iwaniec and J. J. Manfredi, *Regularity of p -harmonic functions on the plane*, Rev. Mat. Iberoamericana **5** (1989), no. 1-2, 1–19.
25. T. Iwaniec and J. Onninen, *Monotone Sobolev mappings of planar domains and surfaces* Arch. Ration. Mech. Anal. **219** (2016), no. 1, 159–181.
26. T. Iwaniec and J. Onninen, *Radó-Kneser-Choquet theorem*, Bull. Lond. Math. Soc. **46** (2014), no. 6, 1283–1291.
27. T. Iwaniec and J. Onninen, *Radó-Kneser-Choquet theorem for simply connected domains (p -harmonic setting)*, Transactions of AMS, vol. 371, no. 4 (2019), 2307–2341.
28. T. Iwaniec and J. Onninen, *Limits of Sobolev homeomorphisms*, J.Eur.M.S., vol.19, no.2, (2017), 473–505.
29. M. Jayalakshmi and K. Balasubramanian *Simple Capacitors to Supercapacitors- An Overview*, International Journal of Electrochemical Science, vol. 3, (2008), 1196–1217.
30. S. Janiszewski, *Sur les coupures du plan faites par des continus*, Prace Mat.-Fiz., **26** (1913), 11–63.
31. A. Khitun, *An entertaining physics: On the possibility of energy storage enhancement in electrostatic capacitors using the compensational inductive electric field*, Applied Physics Letters 117 (15), 2020.
32. H. Kneser, *Lösung der Aufgabe 41*, Jahresber. Deutsch. Math.-Verein., **35**, (1926), 123–124.
33. K. Kuratowski, *Topology. Vol. II*, Academic Press, New York-London; Państwowe Wydawnictwo Naukowe Polish Scientific Publishers, Warsaw (1968).
34. R.S. Laugesen *Injectivity can fail for higher-dimensional harmonic extensions*, Complex Variables Theory Appl. 28 (1996), no. 4, 357–369.
35. J. D. Lawrence. *A catalog of special plane curves*, Dover Publications (1972). pp. 5, 153–155. ISBN 0-486-60288-5.
36. H. Lewy, *On the non-vanishing of the jacobian of a homeomorphism by harmonic gradients*, Ann. of Math. (2) **88** 1968 518–529.
37. A. Lyzzaik, *Univalence criteria for harmonic mappings in multiply connected domains*, J. London Math. Soc. (2) **58** (1998), no. 1, 163–171.
38. L.F. McAuley, *Some fundamental theorems and problems related to monotone mappings* In: Proceedings of First Conference on Monotone Mappings and Open Mappings. State Univ. of New York at Binghamton, N.Y., (1971).
39. L.F. McAuley, *Monotone mappings-some milestones*, General topology and modern analysis, Academic Press, New York - London , 1981, pp. 117–141.
40. C. B. Morrey, *The Topology of (Path) Surfaces*, Amer. J. Math. **57** (1935), no. 1, 17–50.
41. J.C.C. Nitsche *On the modulus of doubly connected regions under harmonic mappings*, Amer. Math. Monthly, 69, (1962), pp. 781–782.
42. K. Poonam, Sharma, A. Arora, S. K. Tripathi *Review of supercapacitors: Materials and devices*, Journal of Energy Storage, vol. 21, 2019, pp. 801–825.
43. T. Radó, *Aufgabe 41.*, Jahresber. Deutsch. Math.-Verein., **35**, (1926), 49.
44. G.T. Whyburn, *Monotonicity of limit mappings*, Duke Math. J. **29**, (1962), 465–470.

DEPARTMENT OF MATHEMATICS, SYRACUSE UNIVERSITY, SYRACUSE, NY 13244, USA
Email address: **tiwaniec@syr.edu**

DEPARTMENT OF MATHEMATICS, SYRACUSE UNIVERSITY, SYRACUSE, NY 13244, USA
AND DEPARTMENT OF MATHEMATICS AND STATISTICS, P.O.Box 35 (MaD) FI-40014
UNIVERSITY OF JYVÄSKYLÄ, FINLAND
Email address: **jkonnine@syr.edu**

UNIVERSITÁ DEGLI STUDI DI NAPOLI “FEDERICO II”, DIPARTIMENTO DI MATEMATICA
E APPLICAZIONI “R. CACCIOPOLI” VIA CINTIA, 80126 NAPOLI, ITALY
Email address: **teresa.radice@unina.it**