

# CJEval: A Benchmark for Assessing Large Language Models Using Chinese Junior High School Exam Data

Qian-Wen Zhang<sup>1\*</sup>, Haochen Wang<sup>2\*†</sup>, Fang Li<sup>1</sup>, Siyu An<sup>1</sup>, Lingfeng Qiao<sup>1</sup>,  
Liangcai Gao<sup>2</sup>, Di Yin<sup>1</sup> and Xing Sun<sup>1</sup>

<sup>1</sup>Tencent YouTu Lab, <sup>2</sup>Peking University

<sup>1</sup>{cowenzhang, frankfangli, siyuan, leafqiao, endymecyyin, winfredsun}@tencent.com

<sup>2</sup>2201213129@stu.pku.edu.cn, gaoliangcai@pku.edu.cn

## Abstract

Online education platforms have significantly transformed the dissemination of educational resources by providing a dynamic and digital infrastructure. With the further enhancement of this transformation, the advent of Large Language Models (LLMs) has elevated the intelligence levels of these platforms. However, current academic benchmarks provide limited guidance for real-world industry scenarios. This limitation arises because educational applications require more than mere test question responses. To bridge this gap, we introduce **CJEval**<sup>1</sup>, a benchmark based on Chinese Junior High School Exam Evaluations. CJEval consists of 26,136 samples across four application-level educational tasks covering ten subjects. These samples include not only questions and answers but also detailed annotations such as question types, difficulty levels, knowledge concepts, and answer explanations. By utilizing this benchmark, we assessed LLMs' potential applications and conducted a comprehensive analysis of their performance by fine-tuning on various educational tasks. Extensive experiments and discussions have highlighted the opportunities and challenges of applying LLMs in the field of education.

## 1 Introduction

Traditional educational paradigms, which predominantly rely on human instructors, often face limitations in scalability and resource allocation. The rise of online education platforms has mitigated some of these constraints by democratizing access to knowledge and skills through digital means. The emergence of Large Language Models (LLMs), such as ChatGPT (Brown et al., 2020; Achiam et al., 2023) and Llama (Touvron et al., 2023), signifies a transformative leap in the field of artificial intelligence, demonstrating an outstanding

\*Equal contribution.

†Work done during an internship at Tencent.

<sup>1</sup>Available at <https://github.com/SmileWHC/CJEval>.

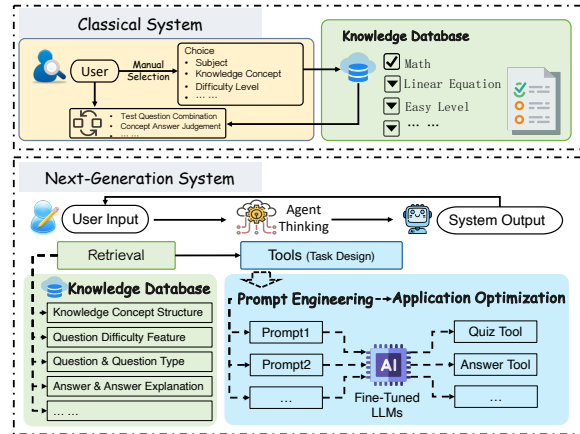


Figure 1: An overview of the design of online education systems reveals that next-generation systems are significantly more intelligent than classical ones.

mastery of human language. In the context of education, these models are anticipated to fundamentally reshape the technological foundations of teaching and learning on digital platforms. Despite the promising prospects, implementing LLM-based educational systems presents significant challenges (Kasneji et al., 2023; Li et al., 2023b). These models must be adept at not only understanding the specific issues encountered by students but also at applying specialized pedagogical knowledge to offer effective solutions. This necessitates a sophisticated interplay between linguistic comprehension and domain-specific expertise, ensuring that educational interventions are both accurate and pedagogically sound.

Exam questions are the most critical data in educational settings, serving as the primary means to evaluate and measure students' understanding of knowledge (Glaser et al., 2001). Figure 1 illustrates the differences between classical and next-generation education systems. Regarding the next-generation system, we examine LLMs from the perspective of utilizing exam resources to enable usable tools and explore the potential of LLM-based

education systems, aiming to provide valuable insights into areas where further improvements are necessary. It should be noted that existing datasets for LLMs primarily focus on the accuracy of models in answering exam questions. For instance, benchmark tests such as MMLU (Hendrycks et al., 2020) and M3Exam (Zhang et al., 2024), as well as Chinese benchmarks like CMMLU (Li et al., 2023a) and M3KE (Liu et al., 2023), are commonly employed. However, these benchmarks predominantly focus on a single type of question: multiple-choice questions. While facilitating the automated evaluation of LLMs, this focus does not fully reflect the models’ comprehensive capabilities in educational assessments. This is because multiple-choice questions typically require only simple judgments, which may lead models to take shortcuts in decision-making. In contrast, early tasks, such as knowledge concept tagging and question difficulty prediction (Chen et al., 2014; Qiu et al., 2019), often utilize datasets that focus solely on their specific task labels, lacking comprehensive multi-dimensional annotation information.

By integrating diverse tasks and data annotations, we aim to create a more comprehensive and robust assessment reference dataset for educational LLMs. To this end, a novel benchmark named **CJEval** was developed. CJEval, based on real Chinese Junior High School exam questions, includes not only questions and answers but also detailed information about question types, difficulty levels, knowledge concepts, and answer explanations. It simultaneously provides four core tasks: knowledge concept tagging, question difficulty prediction, question answering, and question generation.

In summary, the main contributions of this paper are as follows:

- A new evaluation benchmark called **CJEval** has been developed, specifically curated from data on Chinese Junior High School Examinations. It features the most comprehensive annotation information centered on exam questions, encompassing four application-level tasks across ten subjects, thus offering a robust basis for assessing educational competencies.
- Extensive testing was conducted on a broad range of the latest LLMs, and a thorough analysis was performed through fine-tuning. This detailed examination helped in identifying the potential applications as well as the limitations of LLMs within the educational sector.

## 2 Online Examination System

In this section, we first introduce the online examination system and then formally describe the details of the four application-level tasks, noting that they are all question-based.

### 2.1 System Design

For the next-generation system, a comprehensive knowledge database centered around test questions is essential. As shown in Figure 1, the next-generation system provides a smarter system control center and more flexible tools than classic system designs that focus on engineering logic. Its versatility allows developers to build LLM applications through multiple agents that can communicate with each other to accomplish tasks (Wu et al., 2023). The retrieval process, inspired by retrieval-augmented generation (RAG) (Lewis et al., 2020), is optional. Whether or not retrieval results are utilized, this module supports agent selection and activates downstream tools. These downstream tools comprise prompt engineering and application optimization. Prompt engineering entails refining and structuring the input prompts to enhance system performance, while application optimization involves integrating fine-tuned LLMs to execute various tasks. This approach ensures the effectiveness and quality of the final output. The modular and sophisticated design of the system enables it to adapt to diverse educational needs, ensuring users receive precise outputs.

### 2.2 Question-Based Tasks

In general, each test question is semi-structured data that contains multiple data fields, including the question stem, answer, and some metadata. Formally, we define the set of question stems as  $Q = \{q_1, \dots, q_n\}$ , the set of answers as  $A = \{a_1, \dots, a_n\}$ , and the set of answer explanations as  $AE = \{e_1, \dots, e_n\}$ . Additionally, the difficulties of questions are categorized into five levels  $Diff = \{1, 2, 3, 4, 5\}$ , and the set of knowledge concepts is represented by  $K = \{k_1, \dots, k_m\}$ .

#### 2.2.1 Knowledge Concept Tagging

The task of knowledge concept tagging (KCT) (Chen et al., 2014; Sun et al., 2018; Li et al., 2024) can be defined as follows: Given a particular knowledge concept  $k_i$  from a set  $K$  and a question  $q_j$  from a set  $Q$ , the goal of the tagging model is to determine a binary outcome  $y \in \{0, 1\}$ . This outcome signifies whether  $q_j$  corresponds to  $k_i$ . Pre-

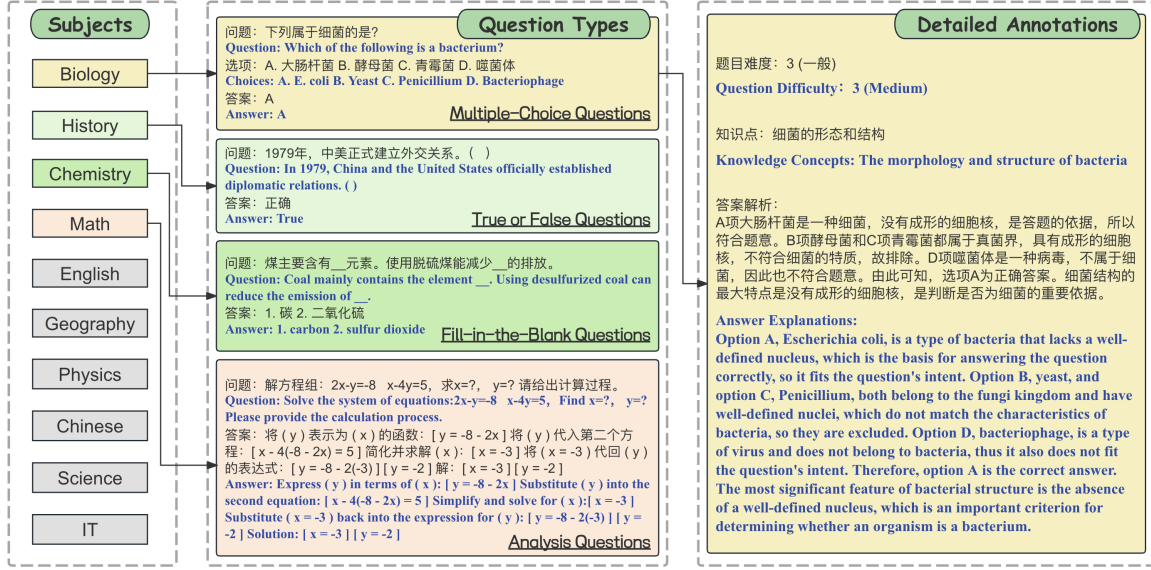


Figure 2: Examples in CJEval. CJEval comprises authentic junior high school exam questions across 10 subjects, featuring various question types, question difficulty levels, knowledge concepts, and answer explanations. English translations are shown below the corresponding Chinese texts for better readability.

vious studies have tackled this problem by transforming both the question and the knowledge concept into dense vector representations using various embedding techniques. In this paper, we default to reducing the candidate set of knowledge concepts by computing the similarity scores between questions and knowledge concepts. Subsequently, using task-specific prompts these models generate answers that align with the most relevant knowledge concepts. This task is viewed as a multi-label classification problem.

### 2.2.2 Question Difficulty Prediction

Question difficulty prediction (QDP) (Qiu et al., 2019; AIKhuzaey et al., 2023; Lee et al., 2023) aims to estimate the level of difficulty of a given question, often quantified as the percentage of students who fail to answer it correctly. The difficulty of a question is always related to the problem solver, so our labels are derived from historical student user error rate statistics. Formally, question difficulties are categorized into five distinct levels: {easy, relatively easy, medium, relatively difficult, difficult}. This task is conceptualized as a multi-class classification problem.

### 2.2.3 Question Answering

The main objective of question answering (QA) (Hendrycks et al., 2020; Liu et al., 2024) is to provide an accurate answer  $a_i$  to the given question  $q_i$ . The complexity of QA tasks varies significantly

across different types of questions. For instance, multiple-choice questions typically require the model to select the correct option from a pre-defined set, which may sometimes lead to correct answers being chosen by chance. In contrast, analytical open-ended questions, like problem-solving, need detailed and structured responses, demonstrating knowledge, synthesis, and reasoning.

### 2.2.4 Question Generation

Question generation (QG) (Artsi et al., 2024) is a pivotal task in the domain of educational technology, particularly for the expansion and updating of question databases. The primary objective of QG is to create new, high-quality questions that can be used for assessments, practice, and learning reinforcement. Formally, given a question  $q_i$ , its corresponding answer  $a_i$ , the associated knowledge concepts  $K_{q_i}$ , and the difficulty level  $diff_i$ , the goal of QG is to generate novel questions that are contextually relevant and pedagogically valuable.

## 3 CJEval Benchmark

CJEval is collected and processed from authentic junior high school examination questions. This dataset encompasses a wide range of subjects and question types, ensuring comprehensive coverage of the curriculum. Each question is meticulously annotated with relevant metadata, including question type, difficulty level, associated knowledge

	SCQs	MRQs	TFQs	FBQs	AQs
No.S	10	5	5	9	7
No.Q	7,701	2,569	3,729	6,193	5,944
Avg.Q Tokens	112.8	211.7	102.1	107.1	376.9
Avg.A Tokens	1	2.65	1.35	22.6	73.3
Avg.AE Tokens	232.8	313.9	211.8	241.6	372.7
Avg.No.KC	2.4	2.7	2.7	2.4	2.6

Table 1: Overall statistics of **CJEval**. S: Subject. Q: Question. KC: Knowledge Concept. AE: Answer Explanation. Here, No.S represents the number of accounts covered under the corresponding question type. Avg.No.KC represents the average number of knowledge concepts associated with each question. Regarding dataset segmentation, the train set, valid set, test set and total set consist of 20,820, 2,106, 3,210 and 26,136 questions, respectively.

concepts, and detailed answer explanations.

Figure 2 shows examples from CJEval. Specifically, CJEval features a diverse array of question types, categorized primarily into four groups. The first group, **Multiple-Choice Questions (MCQs)**, is a staple in educational assessments, designed to gauge a broad spectrum of knowledge and skills. Within this category, we distinguish between **Single-Choice Questions (SCQs)**, where respondents select one correct answer from multiple options, and **Multiple-Response Questions (MRQs)**, which permit the selection of more than one correct answer. The second category comprises **True or False Questions (TFQs)**, which assess the respondents’ ability to discern the veracity of given statements. The third category includes **Fill-in-the-Blank Questions (FBQs)**, which require respondents to provide specific information or terms to complete a statement accurately. The fourth and final category, **Analysis Questions (AQs)**, encompasses Short Answer Questions and Calculation Questions, with the Chinese subject also featuring Modern Text Reading and Poetry Appreciation tasks.

The difficulty levels of the questions are classified into five tiers: easy, relatively easy, medium, relatively difficult, and difficult. The difficulty label for each question is annotated based on empirical error rates observed by the online system, which ensures that the difficulty assessment is consistent with the cognitive level of learners (i.e., junior high school students). Each question is also tagged with one or more knowledge concept labels, meticulously derived from educational curriculum guidelines to ensure alignment with pedagogical standards. The annotations pertaining to knowl-

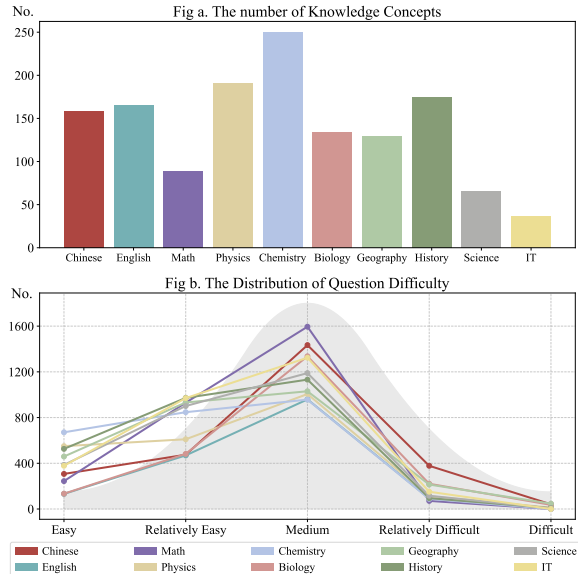


Figure 3: Detailed statistics on question difficulty and knowledge concepts.

edge concepts and answer explanations have been manually curated with the assistance of pedagogical experts. Note that we used GPT-4 to assist in improving the data to ensure clear representation, and annotators were asked to eliminate potential risks by checking text content.

In Table 1, we provide the overall statistics of CJEval, broken down by question type. According to the four groups mentioned previously, the dataset comprises 10,270 MCQs (including both SCQs and MRQs), 3,729 TFQs, 6,193 FBQs, and 5,944 AQs. A detailed analysis reveals notable differences in length across these categories. MRQs generally exhibit greater length compared to SCQs, both in terms of the questions themselves and the corresponding answers. For FBQs and AQs, the average question lengths are 107.1 and 376.9, respectively, with average answer lengths of 22.6 and 73.3. This indicates that AQs are the most complex, requiring more extensive responses. To ensure clarity in our dataset, we provide detailed answer explanations that elucidate the reasoning process. On average, each question is linked to 2 to 3 knowledge concepts, as detailed in Table 1. Figure 3a illustrates the distribution of these knowledge concepts across various subjects. Additionally, Figure 3b shows that the question difficulty distribution approximates a normal curve. This distribution features a higher concentration of questions at intermediate difficulty levels, with fewer questions at the extreme ends of the spectrum.

## 4 Experiments

### 4.1 Accessed LLMs

To assess the capabilities of LLMs in educational contexts, our experiments included several open-source models that have been instruction-tuned using Supervised Fine-Tuning (SFT) (Ouyang et al., 2022) and Reinforcement Learning from Human Feedback (RLHF) (Stiennon et al., 2020; Bai et al., 2022). Specifically, we utilized the following open-source models: LLaMA3-8B-Instruct<sup>2</sup>, Qwen1.5-Chat series<sup>3</sup>, GLM4-9B-Chat<sup>4</sup>, Baichuan2-13B-Chat<sup>5</sup> and DeepSeek-V2-Chat<sup>6</sup>. We also obtained evaluation data through API calls for several proprietary models. These included GPT-3.5-turbo and GPT-4o from OpenAI<sup>7</sup>, ERNIE-3.5<sup>8</sup>, Baichuan-4<sup>9</sup>, Doubao<sup>10</sup>, Moonshot<sup>11</sup> and Hunyuan-pro<sup>12</sup>.

### 4.2 Experiment Setups

#### 4.2.1 Implementation Details

**Zero-shot / One-shot Evaluation** We prioritized using zero-shot settings for three key reasons: First, this approach encourages the models to replicate the problem-solving dynamics typical of real-world exams. Second, certain LLMs are constrained by limited context lengths. Third, the majority of current LLMs have been instruction-tuned, making them adept at adhering to directives and generating outputs in the specified format. We also compared these with one-shot settings. This approach allows for retrieval-augmented generation, which can introduce similar knowledge to enhance task performance. One-shot settings offer an optional strategy for engineering practice, enabling models to better understand and solve subsequent problems by using a single example.

**Fine-tuning Settings** We utilized both full-parameter and LoRA-based (Hu et al., 2021) fine-tuning to enhance the models' ability to answer questions and master knowledge across various subjects. The training data include 20,820 samples from our proprietary database, which are sourced

similarly to open-source evaluation sets but are non-redundant. The fine-tuning process was conducted on a workstation equipped with 4 NVIDIA Tesla A800 GPUs, each with 80 GB of memory. We utilized the AdamW optimizer, setting the learning rate to  $2 \times 10^{-5}$  for full-parameter training with 1 epoch, and  $3 \times 10^{-4}$  for LoRA training with 5 epochs. We set the warm-up ratio to 0.1 and the weight decay to 0.1.

#### 4.2.2 Evaluation Metrics

Considering that different tools are implemented by combining various tasks in real systems, our evaluation metrics for the four question-based tasks are as follows:

For KCT, we calculated precision, recall, and F1-score for each subject. By default, we use a text similarity model to retrieve the top 20 most similar knowledge concepts, denoted as  $K_{q_i}^{\text{top20}}$ , from the set  $K$ . This step ensures that the ground truth  $K_{q_i}$  is included in  $K_{q_i}^{\text{top20}}$  through manual adjustment, thus focusing on the impact of downstream evaluation on the models' capabilities.

For QDP, we use "Tolerant Accuracy" (TAcc) as the evaluation metric instead of Mean Square Error (MSE), because small errors within one level are not perceptually significant to the users. Given the predicted difficulty level  $\hat{d}_i f_i$  and the true difficulty level  $d_i f_i$ , we define a tolerance function  $\delta(\hat{d}_i f_i, d_i f_i)$  as follows:

$$\delta(\hat{d}_i f_i, d_i f_i) = \begin{cases} 1 & \text{if } |\hat{d}_i f_i - d_i f_i| \leq 1 \\ 0 & \text{otherwise} \end{cases}$$

The TAcc is then defined as:

$$\text{TAcc} = \frac{1}{N} \sum_{i=1}^N \delta(\hat{d}_i f_i, d_i f_i)$$

where  $N$  is the total number of samples.

For QA, different question types were evaluated using different methods. MCQs and TFQs employed regular expression matching, with a full match considered correct. Inspired by Chateval (Chan et al., 2023), GPT-4 was used as a reviewer for FBQs and AQs to determine correctness.

For QG, we engaged GPT-4o to evaluate the quality of the generated questions from two aspects: whether the question content included all required knowledge concepts and whether the difficulty level met the requirements. We calculated the proportion of questions meeting these criteria as evaluations, referred to as GPT-K and GPT-D.

<sup>2</sup><https://github.com/meta-llama/llama3>

<sup>3</sup><https://qwenlm.github.io/blog/qwen1.5>

<sup>4</sup><https://github.com/THUDM/GLM-4>

<sup>5</sup><https://github.com/baichuan-inc/Baichuan2>

<sup>6</sup><https://github.com/deepseek-ai/DeepSeek-V2>

<sup>7</sup><https://openai.com/product>

<sup>8</sup><https://cloud.baidu.com>

<sup>9</sup><https://platform.baichuan-ai.com>

<sup>10</sup><https://www.volcengine.com>

<sup>11</sup><https://www.moonshot.cn>

<sup>12</sup><https://cloud.tencent.com/document/product/1729/97731>

Table 2: The overall results of the four question-based tasks under zero-shot settings are summarized below. EduScore, a comprehensive metric designed to reflect the performance within the educational system, is displayed at the forefront.

Model	EduScore	KCT			QDP	QA	QG	
		Precision	Recall	F1	TAcc	Acc	GPT-K	GPT-D
<i>Proprietary LLMs</i>								
GPT-4o (240830)	75.82	60.64	79.75	64.33	82.49	67.46	<b>97.34</b>	<b>97.42</b>
Moonshot-32k (240508)	70.17	60.14	76.68	61.48	84.35	55.66	91.95	95.46
ERNIE-3.5 (240329)	71.68	68.56	72.59	64.61	80.26	59.61	92.58	96.04
Baichuan-4 (240519)	71.29	58.96	80.14	62.13	83.32	59.39	90.19	94.29
Doubao-pro (240515)	75.29	63.38	77.68	64.86	81.27	68.99	90.11	94.60
Hunyuan-pro (240908)	76.42	63.16	77.72	65.32	88.00	67.43	93.78	94.14
<i>Open-source LLMs</i>								
LLaMA3-8B	56.03	42.38	66.26	46.93	75.01	33.78	88.73	92.55
Baichuan2-13B	58.26	34.56	50.93	41.87	83.73	38.92	83.25	92.46
GLM4-9B	70.06	55.06	75.40	56.33	82.01	62.27	83.93	90.99
Qwen1.5-14B	68.49	53.12	60.12	52.48	82.12	58.37	88.99	93.27
Qwen1.5-72B	73.25	61.12	73.81	60.72	85.79	64.10	89.39	93.73
Qwen1.5-110B	73.10	64.74	65.38	60.67	84.32	64.84	88.85	94.60
DeepSeek-V2-236B	69.51	64.80	74.53	63.46	79.90	56.31	90.88	92.30
<i>Fine-tuned LLMs</i>								
Qwen1.5-14B-Full <sub>w/AE</sub>	76.54	76.16	82.17	77.77	87.73	62.43	89.74	94.93
Qwen1.5-14B-LoRA <sub>w/o/AE</sub>	78.83	79.42	78.72	77.35	87.01	69.27	90.42	92.12
Qwen1.5-14B-LoRA <sub>w/AE</sub>	<b>83.65</b>	<b>83.68</b>	<b>84.54</b>	<b>82.74</b>	<b>88.85</b>	<b>75.92</b>	92.92	96.73

Subsequently, we define **EduScore** as the comprehensive score across the four tasks:

$$\text{EduScore} = 0.4 \times \text{ACC}_{\text{QA}} + 0.2 \times \left( \text{F1}_{\text{KCT}} + \text{TACC}_{\text{QDP}} + \frac{\text{GPT-K}_{\text{QG}} + \text{GPT-D}_{\text{QG}}}{2} \right)$$

Note that QA tasks account for 40% of the total score due to their critical significance. This emphasis is placed because QA tasks rigorously assess the system’s capability to comprehend and generate precise responses to user inquiries, which are fundamental to the system’s overall efficacy.

### 4.3 Results and Analysis

To identify the strengths and weaknesses of different LLMs, we present and analyze their performance from multiple perspectives.

#### 4.3.1 Multi-task Evaluation

Table 2 presents the results of four question-based tasks across different LLMs. The results indicate that Hunyuan-pro, GPT-4o, and Doubao-pro are ahead of other proprietary and open-source models in terms of EduScore. Notably, the fine-tuning of Qwen1.5-14B significantly improved its performance in various tasks, with the highest EduScore being obtained by Qwen1.5-14B-LoRA<sub>w/AE</sub>. This phenomenon aligns with the understanding that high-quality data could help LLMs develop capabilities effectively.

Specifically, QA and KCT are particularly challenging tasks, with models that were not fine-tuned

generally scoring below 70. In QG, these models demonstrated a strong ability to mimic the style and content of existing questions, achieving scores around 90 in both GPT-K and GPT-D. Among the fine-tuned LLMs, the model trained with answer explanations (AE) consistently outperformed the one without. This improvement can be attributed to the inclusion of reasoning processes in the answer explanations, which help the model better understand the underlying logic and context of the questions. Interestingly, full-parameter fine-tuning did not yield the best results. This could be due to several factors. One possibility is that full-parameter tuning may lead to overfitting, where the model becomes too specialized in the training data and loses its generalization capability. Another reason could be the increased computational complexity and resource requirements associated with full-parameter tuning, which might not always translate to proportional performance gains. In summary, we prefer to fine-tune smaller models on high-quality data rather than simply relying on larger language models. When it comes to training, low-loss, high-efficiency schemes like LoRA are highly valuable.

#### 4.3.2 Multi-subject Evaluation

To more precisely demonstrate the models’ capabilities across various subjects, Figure 4 selects several top models and lists their detailed performance metrics across various subjects. Using GPT-4o as a reference baseline, it is clear that models such as

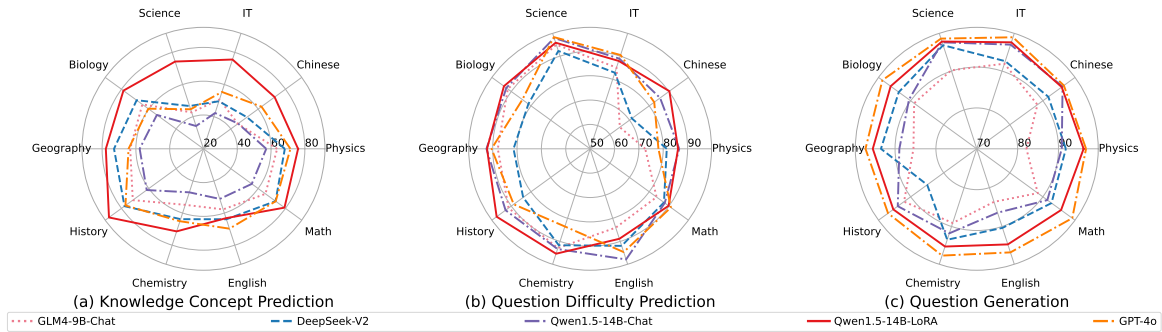


Figure 4: The performance of models in KCT, QDP, and QG tasks across ten subjects.

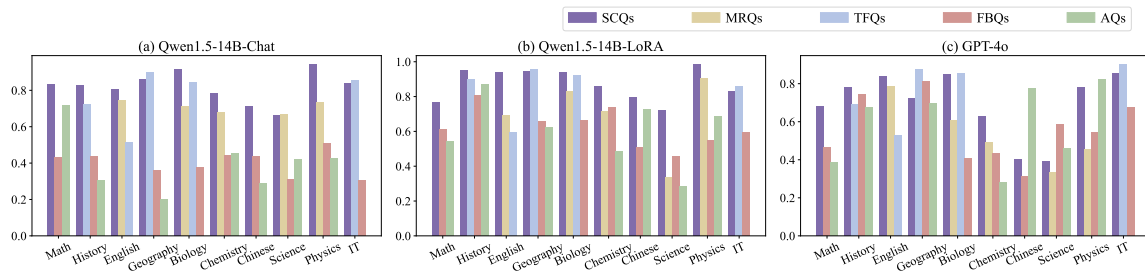


Figure 5: The performance of models in different question types across ten subjects.

Qwen, which specialize in Chinese, demonstrate strong capabilities in educational tasks. All models demonstrate robust performance in subjects such as history, geography, and biology, which primarily rely on memory skills. Conversely, performance drops significantly in subjects that demand higher-order reasoning skills, such as math, physics, and chemistry. This decline can be attributed to the scarcity of existing data and the need for extensive inference and computation. Additionally, anomalies in predicting scientific knowledge concepts may arise from their customized definitions and the models’ inability to form associations through generalized understanding. This underscores the necessity for further training of LLMs in applied contexts.

Table 2 demonstrates that, even after fine-tuning, the accuracy metrics for QA tasks remain below 76%. To further analyze this, we have detailed the performance across different question types in various subjects in Figure 5. MRQs are more challenging than SCQs due to the necessity for complex logical reasoning to evaluate multiple options. TFQs are relatively easier for the models to comprehend. The accuracy for AQs remains low, indicating that these models struggle with tasks requiring the generation of precise and contextually appropriate responses. This finding underscores the need to enhance reasoning and language generation

capabilities. Notably, GPT-4o performs well on AQ tasks, which can be attributed to its sophisticated architecture and extensive pre-training.

Overall, Chinese models exhibit an advantage in Chinese language tasks, while GPT-4o excels in English language tasks. The fine-tuned Qwen-14B model has become comparable to GPT-4o, even surpassing it in several subjects. This phenomenon underscores the feasibility of deploying large language models in various commercial applications.

### 4.3.3 Zero-shot vs. One-shot

Model	shot	KCT			QDP
		P	R	FI	TAcc
GPT-4o	zero	60.64	79.75	64.33	<b>82.49</b>
	one	<b>63.45</b>	<b>83.64</b>	<b>69.09</b>	80.43
Hunyuan-pro	zero	63.16	77.72	65.32	<b>88.00</b>
	one	<b>65.40</b>	<b>80.66</b>	<b>68.79</b>	85.96
Baichuan4	zero	58.96	80.14	62.13	<b>83.32</b>
	one	<b>61.84</b>	<b>82.47</b>	<b>66.01</b>	81.07
Doubao-pro	zero	63.38	77.68	64.86	<b>79.27</b>
	one	<b>64.77</b>	<b>78.41</b>	<b>64.92</b>	76.24
DeepSeek-V2	zero	64.80	74.53	63.46	<b>79.90</b>
	one	<b>64.80</b>	<b>74.84</b>	<b>64.83</b>	78.64
LLaMA3-8B	zero	42.38	<b>66.26</b>	<b>46.93</b>	<b>75.01</b>
	one	<b>45.86</b>	62.01	43.27	66.89
Qwen1.5-14B	zero	53.12	<b>60.12</b>	52.48	<b>82.12</b>
	one	<b>54.53</b>	58.80	<b>53.59</b>	81.38
Qwen1.5-14B-LoRA	zero	81.77	82.11	80.38	<b>88.85</b>
	one	<b>83.21</b>	<b>82.90</b>	<b>81.02</b>	84.38

Table 3: Results on different prompting strategies based on different LLMs.

To empirically study the impact of one-shot demonstrations, we selected one-shot examples for KCT from the development dataset. These examples were chosen based on having the same subject as the target question and at least one overlapping knowledge point within the  $K_{q_i}^{\text{top20}}$ . For QDP, the one-shot examples were selected based on having the same question type and subject, with a medium difficulty level as the standard. From the experimental results shown in Table 3, we can observe that using a small number of examples to provide effective additional information for KCT tasks can improve the performance of the model in most cases. However, in QDP, performance declined. This decline might be attributed to the fact that the one-shot examples did not adequately capture the complexity and variability of question difficulty, leading to less effective guidance for the model. Based on the above, the RAG mentioned in the system design, while important in real production, should be applied judiciously.

## 5 Related Work

**Intelligent tutoring systems (ITS)** Intelligent Tutoring Systems (ITS) have been a focal point of research in educational technology for several decades, aiming to provide personalized instruction and feedback akin to that offered by a human tutor (Nwana, 1990; Muirhead, 2000). These systems are particularly pivotal in the STEM field, where enhancing educational accessibility through online platforms has proven to be a cost-effective approach (Chirikov et al., 2020). Moreover, problem-centered instruction has been identified as a significant trend in current research, emphasizing the importance of addressing real-world issues within educational contexts (Guo et al., 2021). Research on ITS is inherently multidisciplinary, necessitating that researchers adopt innovative ideas and maintain a high level of perseverance in the face of challenging research tasks (Shneider, 2009). This comprehensive approach helps in creating systems that not only mimic the pedagogical guidance of human tutors but also enhance the educational experience through personalized learning trajectories.

**Advancements in Large Language Models** Large Language Models (LLMs) have made remarkable strides in recent years, showcasing their ability to generate human-like text, answer complex questions, and perform a wide array of natural language processing (NLP) tasks. Models such as

GPT (Achiam et al., 2023), LLaMA (Touvron et al., 2023), Baichuan (Yang et al., 2023), Qwen (Bai et al., 2023), GLM (Du et al., 2022), and DeepSeek-V2 (DeepSeek-AI, 2024) have set new standards, demonstrating exceptional performance across various benchmarks. These models have been widely adopted in both academic and industrial settings, highlighting their versatility and potential. However, the evaluation of LLMs is a multifaceted challenge that extends beyond mere accuracy in answering questions. It involves assessing their ability to understand context, generate coherent and relevant responses, and apply specialized knowledge effectively.

**Evaluation Benchmarks** The evaluation of LLMs has traditionally relied on established NLP benchmark datasets, such as SQuAD (Rajpurkar et al., 2016), GLUE (Wang et al., 2018), and SuperGLUE (Wang et al., 2019), which focus on specific tasks like question answering, sentiment analysis, and text classification. Recent efforts have focused on utilizing human-designed exams to evaluate LLMs, with datasets like MMLU (Hendrycks et al., 2020). There are also datasets in Chinese that focus on expanding question types, such as GAOKAO (Zhang et al., 2023), CGEval (Zeng et al., 2023), and LHMKE (Liu et al., 2024).

## 6 Conclusion

In this work, we developed **CJEval**, a dataset sourced from Chinese Junior High School Examinations, which features diverse exam questions with detailed annotations. CJEval ensures reliability, validity, and comprehensiveness by encompassing four application-level tasks across ten subjects. This dataset provides a robust basis for assessing educational competencies and demonstrates the practicality of employing LLMs within educational contexts. We anticipate that CJEval will contribute significantly to future advancements of LLMs, particularly in handling educational tasks.

## 7 Limitation

Online education systems encompass a diverse array of applications, such as personalized recommendations and adaptive learning systems, which are beyond the scope of this paper. In addition, our study concentrates on the capabilities of LLMs in handling question-based tasks. We did not delve into the advantages and disadvantages of RAG methods. Future research should explore the in-



tegration of RAG methods to fully understand their impact on the performance and applicability of LLMs in instructional applications.

## 8 Ethics

CJEval is derived from actual junior high school test questions, which have been meticulously rewritten and scrutinized. The CJEval dataset is intended solely for academic and research purposes. Commercial use or any misuse that deviates from these intended purposes is strictly prohibited. Adhering to these guidelines is essential to maintain the dataset's integrity and ensure ethical use.

## References

- Josh Achiam, Steven Adler, Sandhini Agarwal, Lama Ahmad, Ilge Akkaya, Florencia Leoni Aleman, Diogo Almeida, Janko Altenschmidt, Sam Altman, Shyamal Anadkat, et al. 2023. Gpt-4 technical report. *arXiv preprint arXiv:2303.08774*.
- Samah AlKhuzaey, Floriana Grasso, Terry R Payne, and Valentina Tamma. 2023. Text-based question difficulty prediction: A systematic review of automatic approaches. *International Journal of Artificial Intelligence in Education*, pages 1–53.
- Yaara Artsi, Vera Sorin, Eli Konen, Benjamin S Glicksberg, Girish Nadkarni, and Eyal Klang. 2024. Large language models for generating medical examinations: systematic review. *BMC Medical Education*, 24(1):354.
- Jinze Bai, Shuai Bai, Yunfei Chu, Zeyu Cui, Kai Dang, Xiaodong Deng, Yang Fan, Wenbin Ge, Yu Han, Fei Huang, et al. 2023. Qwen technical report. *arXiv preprint arXiv:2309.16609*.
- Yuntao Bai, Andy Jones, Kamal Ndousse, Amanda Askell, Anna Chen, Nova DasSarma, Dawn Drain, Stanislav Fort, Deep Ganguli, Tom Henighan, et al. 2022. Training a helpful and harmless assistant with reinforcement learning from human feedback. *arXiv preprint arXiv:2204.05862*.
- Tom Brown, Benjamin Mann, Nick Ryder, Melanie Subbiah, Jared D Kaplan, Prafulla Dhariwal, Arvind Neelakantan, Pranav Shyam, Girish Sastry, Amanda Askell, et al. 2020. Language models are few-shot learners. *Advances in neural information processing systems*, 33:1877–1901.
- Chi-Min Chan, Weize Chen, Yusheng Su, Jianxuan Yu, Wei Xue, Shanghang Zhang, Jie Fu, and Zhiyuan Liu. 2023. Chateval: Towards better llm-based evaluators through multi-agent debate. *arXiv preprint arXiv:2308.07201*.
- Jun-Ming Chen, Meng-Chang Chen, and Yeali S Sun. 2014. A tag based learning approach to knowledge acquisition for constructing prior knowledge and enhancing student reading comprehension. *Computers & Education*, 70:256–268.
- Igor Chirikov, Tatiana Semenova, Natalia Maloshonok, Eric Bettinger, and René F Kizilcec. 2020. Online education platforms scale college stem instruction with equivalent learning outcomes at lower cost. *Science advances*, 6(15):eaay5324.
- DeepSeek-AI. 2024. Deepseek-v2: A strong, economical, and efficient mixture-of-experts language model. *arXiv preprint arXiv:2405.04434*.
- Zhengxiao Du, Yujie Qian, Xiao Liu, Ming Ding, Jiezhong Qiu, Zhilin Yang, and Jie Tang. 2022. Glm: General language model pretraining with autoregressive blank infilling. In *Proceedings of the 60th Annual Meeting of the Association for Computational Linguistics (Volume 1: Long Papers)*, pages 320–335.
- Robert Glaser, Naomi Chudowsky, and James W Pellegrino. 2001. *Knowing what students know: The science and design of educational assessment*. National Academies Press.
- Lu Guo, Dong Wang, Fei Gu, Yazheng Li, Yezhu Wang, and Rongting Zhou. 2021. Evolution and trends in intelligent tutoring systems research: a multidisciplinary and scientometric view. *Asia Pacific Education Review*, 22(3):441–461.
- Dan Hendrycks, Collin Burns, Steven Basart, Andy Zou, Mantas Mazeika, Dawn Song, and Jacob Steinhardt. 2020. Measuring massive multitask language understanding. *arXiv preprint arXiv:2009.03300*.
- Edward J Hu, Yelong Shen, Phillip Wallis, Zeyuan Allen-Zhu, Yuanzhi Li, Shean Wang, Lu Wang, and Weizhu Chen. 2021. Lora: Low-rank adaptation of large language models. *arXiv preprint arXiv:2106.09685*.
- Enkelejda Kasneci, Kathrin Seßler, Stefan Küchemann, Maria Bannert, Daryna Dementieva, Frank Fischer, Urs Gasser, Georg Groh, Stephan Günemann, Eyke Hüllermeier, et al. 2023. Chatgpt for good? on opportunities and challenges of large language models for education. *Learning and individual differences*, 103:102274.
- Unggi Lee, Sungjun Yoon, Joon Seo Yun, Kyoungsoo Park, YoungHoon Jung, Damji Stratton, and Hyeoncheol Kim. 2023. Difficulty-focused contrastive learning for knowledge tracing with a large language model-based difficulty prediction. *arXiv preprint arXiv:2312.11890*.
- Patrick Lewis, Ethan Perez, Aleksandra Piktus, Fabio Petroni, Vladimir Karpukhin, Naman Goyal, Heinrich Küttler, Mike Lewis, Wen-tau Yih, Tim Rocktäschel, et al. 2020. Retrieval-augmented generation for knowledge-intensive nlp tasks. *Advances in Neural Information Processing Systems*, 33:9459–9474.

- Hang Li, Tianlong Xu, Jiliang Tang, and Qingsong Wen. 2024. Automate knowledge concept tagging on math questions with llms. *arXiv preprint arXiv:2403.17281*.
- Haonan Li, Yixuan Zhang, Fajri Koto, Yifei Yang, Hai Zhao, Yeyun Gong, Nan Duan, and Timothy Baldwin. 2023a. Cmmlu: Measuring massive multitask language understanding in chinese. *arXiv preprint arXiv:2306.09212*.
- Qingyao Li, Lingyue Fu, Weiming Zhang, Xianyu Chen, Jingwei Yu, Wei Xia, Weinan Zhang, Ruiming Tang, and Yong Yu. 2023b. Adapting large language models for education: Foundational capabilities, potentials, and challenges. *arXiv preprint arXiv:2401.08664*.
- Chuang Liu, Renren Jin, Yuqi Ren, and Deyi Xiong. 2024. Lhmke: A large-scale holistic multi-subject knowledge evaluation benchmark for chinese large language models. *arXiv preprint arXiv:2403.12601*.
- Chuang Liu, Renren Jin, Yuqi Ren, Linhao Yu, Tianyu Dong, Xiaohan Peng, Shuting Zhang, Jianxiang Peng, Peiyi Zhang, Qingqing Lyu, et al. 2023. M3ke: A massive multi-level multi-subject knowledge evaluation benchmark for chinese large language models. *arXiv preprint arXiv:2305.10263*.
- William D Muirhead. 2000. Online education in schools. *International Journal of Educational Management*, 14(7):315–324.
- Hyacinth S Nwana. 1990. Intelligent tutoring systems: an overview. *Artificial Intelligence Review*, 4(4):251–277.
- Long Ouyang, Jeffrey Wu, Xu Jiang, Diogo Almeida, Carroll Wainwright, Pamela Mishkin, Chong Zhang, Sandhini Agarwal, Katarina Slama, Alex Ray, et al. 2022. Training language models to follow instructions with human feedback. *Advances in neural information processing systems*, 35:27730–27744.
- Zhaopeng Qiu, Xian Wu, and Wei Fan. 2019. Question difficulty prediction for multiple choice problems in medical exams. In *Proceedings of the 28th acm international conference on information and knowledge management*, pages 139–148.
- Pranav Rajpurkar, Jian Zhang, Konstantin Lopyrev, and Percy Liang. 2016. Squad: 100,000+ questions for machine comprehension of text. *arXiv preprint arXiv:1606.05250*.
- Alexander M Shneider. 2009. Four stages of a scientific discipline; four types of scientist. *Trends in biochemical sciences*, 34(5):217–223.
- Nisan Stiennon, Long Ouyang, Jeffrey Wu, Daniel Ziegler, Ryan Lowe, Chelsea Voss, Alec Radford, Dario Amodei, and Paul F Christiano. 2020. Learning to summarize with human feedback. *Advances in Neural Information Processing Systems*, 33:3008–3021.
- Bo Sun, Yunzong Zhu, Yongkang Xiao, Rong Xiao, and Yungang Wei. 2018. Automatic question tagging with deep neural networks. *IEEE Transactions on Learning Technologies*, 12(1):29–43.
- Hugo Touvron, Thibaut Lavril, Gautier Izacard, Xavier Martinet, Marie-Anne Lachaux, Timothée Lacroix, Baptiste Rozière, Naman Goyal, Eric Hambro, Faisal Azhar, et al. 2023. Llama: Open and efficient foundation language models. *arXiv preprint arXiv:2302.13971*.
- Alex Wang, Yada Pruksachatkun, Nikita Nangia, Amanpreet Singh, Julian Michael, Felix Hill, Omer Levy, and Samuel Bowman. 2019. Superglue: A stickier benchmark for general-purpose language understanding systems. *Advances in neural information processing systems*, 32.
- Alex Wang, Amanpreet Singh, Julian Michael, Felix Hill, Omer Levy, and Samuel R Bowman. 2018. Glue: A multi-task benchmark and analysis platform for natural language understanding. *arXiv preprint arXiv:1804.07461*.
- Qingyun Wu, Gagan Bansal, Jieyu Zhang, Yiran Wu, Shaokun Zhang, Erkang Zhu, Beibin Li, Li Jiang, Xiaoyun Zhang, and Chi Wang. 2023. Auto-gen: Enabling next-gen llm applications via multi-agent conversation framework. *arXiv preprint arXiv:2308.08155*.
- Aiyuan Yang, Bin Xiao, Bingning Wang, Borong Zhang, Ce Bian, Chao Yin, Chenxu Lv, Da Pan, Dian Wang, Dong Yan, et al. 2023. Baichuan 2: Open large-scale language models. *arXiv preprint arXiv:2309.10305*.
- Hui Zeng, Jingyuan Xue, Meng Hao, Chen Sun, Bin Ning, and Na Zhang. 2023. Evaluating the generation capabilities of large chinese language models. Available at SSRN 4578709.
- Wenxuan Zhang, Mahani Aljunied, Chang Gao, Yew Ken Chia, and Lidong Bing. 2024. M3exam: A multilingual, multimodal, multilevel benchmark for examining large language models. *Advances in Neural Information Processing Systems*, 36.
- Xiaotian Zhang, Chunyang Li, Yi Zong, Zhengyu Ying, Liang He, and Xipeng Qiu. 2023. Evaluating the performance of large language models on gaokao benchmark. *arXiv preprint arXiv:2305.12474*.