

CLSP: High-Fidelity Contrastive Language-State Pre-training for Agent State Representation

Fuxian Huang*, Qi Zhang*, Shaopeng Zhai†, Jie Wang, Tianyi Zhang,
Haoran Zhang, Ming Zhou, Yu Liu, Yu Qiao†

Shanghai AI Laboratory

{huangfuxian, zhangqi1, zhaishaopeng, wangjie, zhangtianyi, zhanghaoran, zhouming, liuyu, qiaoyu}@pjlab.org.cn

Abstract

With the rapid development of artificial intelligence, multimodal learning has become an important research area. For intelligent agents, the state is a crucial modality to convey precise information alongside common modalities like images, videos, and language. This becomes especially clear with the broad adoption of reinforcement learning and multimodal large language models. Nevertheless, the representation of state modality still lags in development. To this end, we propose a High-Fidelity Contrastive Language-State Pre-training (CLSP) method, which can accurately encode state information into general representations for both reinforcement learning and multimodal large language models. Specifically, we first design a pre-training task based on the classification to train an encoder with coarse-grained information. Next, we construct data pairs of states and language descriptions, utilizing the pre-trained encoder to initialize the CLSP encoder. Then, we deploy contrastive learning to train the CLSP encoder to effectively represent precise state information. Additionally, we enhance the representation of numerical information using the Random Fourier Features (RFF) method for high-fidelity mapping. Extensive experiments demonstrate the superior precision and generalization capabilities of our representation, achieving outstanding results in text-state retrieval, reinforcement learning navigation tasks, and multimodal large language model understanding.

Introduction

Recently, multimodal data understanding, as the key of building AIGC and embodied AI, has attracted increasing attention (Zhu et al. 2023; Kim et al. 2024; Chen et al. 2024; Zhan et al. 2024). As a crucial technology for understanding multimodal data, modality representation encodes data into a latent vector space to express information. Current research on multimodal data mainly focuses on language, image, video, and audio data (Zhu et al. 2023, 2024; Xie et al. 2024). However, in complex embodied AI environments, an agent’s state often contains rich information that is vital for decision making, making it crucial to accurately represent and understand the state.

Generally, the state of the embodied agent can be categorized as either vision-based or scalar-based. For vision-based state, the Contrastive Language-Image Pre-training

(CLIP) (Radford et al. 2021), a milestone representation method, can successfully estimate the similarity between a given image state and a text description. CLIP encodes image for both embodied AI and AIGC (Fan et al. 2022; Rocamonde et al. 2023; Dang, Edelkamp, and Ribault 2023; Liu et al. 2024) and has been widely studied and applied in various topics, such as MedCLIP(Wang et al. 2022), Geo-CLIP(Cepeda, Nayak, and Shah 2023), CLIP-Art(Conde and Turgutlu 2021), MINECLIP(Fan et al. 2022), etc. However, vision-based state only contains visually observable information, while scalar-based state information tends to encompass more complex and diverse numerical data, which is usually more difficult to perceive. Moreover, there has been insufficient research on the representation of scalar-based states. Additionally, we find that directly aligning states with text descriptions in a CLIP framework results in a loss of precision about the complex state information, especially when the prompt text is long (e.g., over 500 tokens) and contains complex information. This makes it difficult to retain accurate numerical information and its corresponding meanings. To successfully apply the representation to both multimodal large language models (LLMs) and reinforcement learning (RL), it needs to have both semantic understanding capabilities and informational precision. Therefore, two key issues need to be addressed: 1) extracting useful representations from complex scalar values is difficult; 2) the precision of learned representations corresponding to raw scalars tends to be low, hindering usability in subsequent tasks.

To tackle the above issues, in this work, we propose a novel method, High-Fidelity Contrastive Language-State Pre-training (CLSP) for Agent State Representation, which can accurately encode complex state information into general representations for both RL and multimodal LLMs. Specifically, CLSP represents scalars of various categories efficiently and accurately in two steps. In the first step, a supervised multiclass classification method is adopted to pre-train the encoder, which performs a coarse-grained division and classification prediction of scalar information across different categories. The learned state encoder obtains coarse-grained information from the state and can provide a good initialization for further state-text alignment. In the second step, similar to CLIP, we leverage contrastive learning(Khosla et al. 2020) to learn the alignment between CLSP encoder and text encoder. The CLSP encoder is initialized

*These authors contributed equally.

†Co-corresponding authors

from the model learned in the first step and the text encoder is initialized from a pre-trained Bert model. The text data in state-text pairs contains rich and precise descriptive information, enabling state representations to have cross-modal capabilities and learn more fine-grained information. Thus, the first issue can be effectively mitigated. Moreover, to alleviate the second issue, we enhance the precision in learned representation with respect to the state scalars by utilizing a Random Fourier Features (RFF) strategy to encode scalars. In addition, we added MLPs after RFF to further improve the quality of encoded features. In this way, the CLSP encoder is well-recognized and can encode high-fidelity scalar information in agent states. Finally, we conduct comprehensive experiments and verify the effectiveness of the representation via a series of retrieval tasks. To further validate the universality and accuracy of the representation, we conducted experimental verification on two tasks: RL navigation and multimodal LLMs tasks. In the RL navigation task, we encode the state of the goal with the CLSP encoder and then use it as the target goal in the goal-conditioned RL. In the multimodal LLM task, we unify CLSP encoder and a pre-trained LLM for understanding the state. Experimental results demonstrate the comprehensive performance of CLSP by accelerating the RL learning speed, increasing the final converged value, and reducing the error in scalar generation with multimodal LLM.

Our contributions can be summarized as follows:

- We propose a novel framework, High-Fidelity Contrastive Language-State Pre-training, which consists of classification-based pre-training and contrastive learning-based state representation learning. To the best of our knowledge, this work pioneers the exploitation of agent state universal representation.
- To preserve the high-fidelity of important scalar values in the state, we deploy the random Fourier features method with MLPs to encode the scalar values so as to improve the embedding precision.
- We conducted comprehensive experiments on a FPS benchmark, which contains around 0.55 million collected state-text pairs. Moreover, we evaluate CLSP encoder in two general downstream tasks. The overall experimental results validate the performance of our approach.

Related Works

Contrastive Learning. Contrastive learning (CL) aims at learning meaningful representation by mapping similar samples closer in the feature space while pushing dissimilar ones apart. There are two typical CL methods: 1) augmentation-based method(Oord, Li, and Vinyals 2018; Chen et al. 2020; He et al. 2020) learns the presentation by minimizing the distance between the positive sample and the corresponding augmented one while maximizing the distance with negative ones. Because the information in the state is dense and interrelated, we did not conduct data augmentation for them. 2) CLIP-style method(Radford et al. 2021) samples a batch of *image-text* pairs and learns the representation by maximizing the similarity between corresponding *image-text* and minimizing the similarity between unpaired samples. Our

method is based on the second method, but learns the relationship between state and text.

Multi-modal Language Model. Recently, as research into large models continues to deepen, increasing attention has been paid to multimodal language models. BLIP-2 (Li et al. 2023) uses a Q-former to connect a pre-trained image encoder with a large language model (LLM). Qwen-VL (Bai et al. 2023) employs cross-attention to link the pretrained image encoder and the LLM. LLava and the intern-VL series models (Chen et al. 2024; Liu et al. 2024) achieve impressive multimodal understanding by connecting a pre-trained image encoder with an LLM using only a multilayer perceptron (MLP). Most current multimodal language models that perceive visual modalities utilize an image encoder pre-trained with CLIP, highlighting the effectiveness and importance of modality-specific pretrained encoders. Language-Bind (Zhu et al. 2023) trains encoders for various modalities, and AnyGPT (Zhan et al. 2024) simultaneously understands multiple modalities. However, the types of multimodal data currently include images, videos, audio, and language, while the state data in RL environments remains under-researched and primarily relies on textual descriptions, making it difficult to extend to long sequential records. As the application of multimodal language models in embodied intelligence gains increasing attention (Kim et al. 2024; Fan et al. 2022; Li et al. 2024), the representation of state data is becoming increasingly important.

Reinforcement Learning. Generally, the state in RL falls into two types: 1) vision-based observation, where the environment includes Atari(Bellemare et al. 2013), Minecraft(Guss et al. 2019), ViZDoom(Kempka et al. 2016),etc; 2) scalar-based observation, the environment includes MuJoCo(Todorov, Erez, and Tassa 2012), Dota 2(Berner et al. 2019), OpenAI Gym Classic Control, etc. For the first type, it is natural to deploy CLIP to build the connection between image and text(Fan et al. 2022; Rocamonde et al. 2023; Dang, Edelkamp, and Ribault 2023). Specifically,(Fan et al. 2022) uses collected Minecraft videos and time-aligned transcripts to pretrain CLIP model, and then use it as the reward model to train the policy. (Rocamonde et al. 2023) adopts a similar method but introduces a baseline regularization to remove irrelevant parts of the CLIP representation. (Dang, Edelkamp, and Ribault 2023; Myers et al. 2023) utilizes CLIP to align the motion information presented in different observations with text. It is worth noting that although (Dang, Edelkamp, and Ribault 2023) also uses scalar vectors to represent state, there are only a few manually selected numbers, making it hard to generalize to different tasks. Our method focuses on scenarios with only scalar-based observation.

Methodology

In this section, we present CLSP to accurately encode state information into general representations for both RL and multimodal LLM. As shown in Figure 1, the whole framework has three steps. Firstly, the state encoder is pre-trained with a classification task. It is worth noting that the numbers in state is encoded with RFF to improve the numerical precision for further exploitation. Then the CLSP encoder and

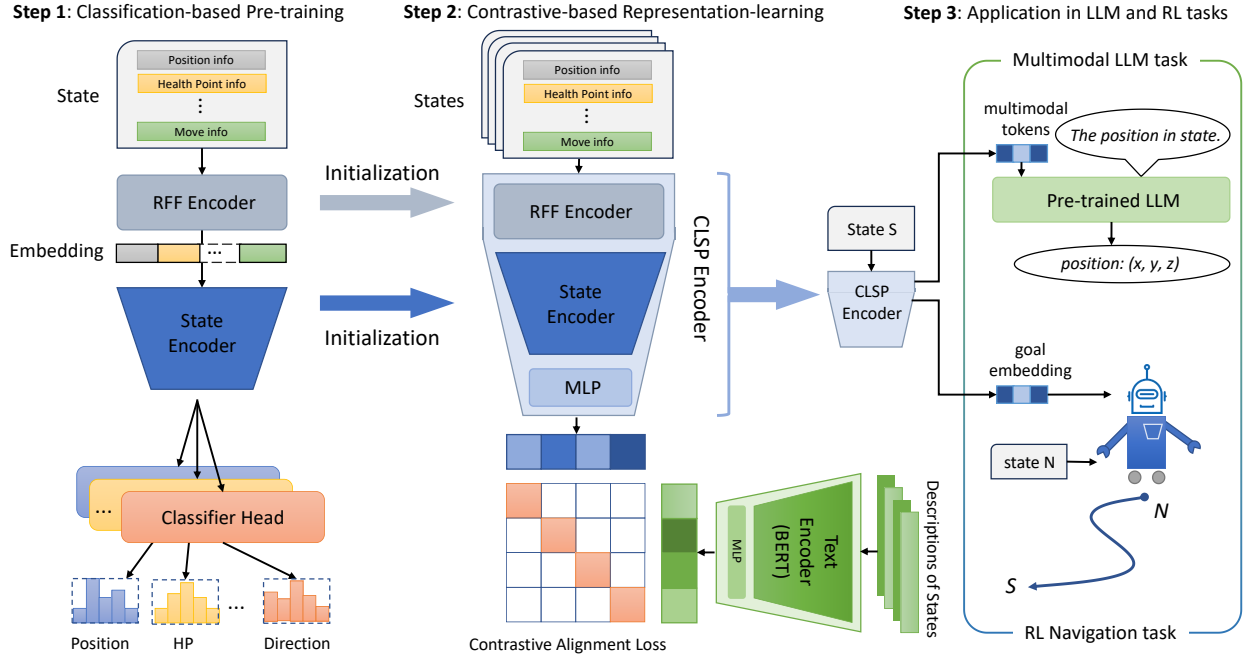


Figure 1: The overall structure of CLSP has three steps. The first step is classification-based pre-training, which aims to obtain coarse-grained information. The second step is to align states and the corresponding text descriptions. The third step is to apply the learned CLSP to subsequent tasks.

text encoder are trained based on contrastive learning, where the CLSP encoder is initialized with the parameters trained in step 1. Thirdly, the learned CLSP encoder can be applied in multimodal LLM task and RL navigation task.

Scalar Encoded with Random Fourier Features

Generally, the scalars in state are encoded by standard MLPs in RL. However, Tancik et al. (2020) shows that this encoding mechanism suffers from spectral bias, i.e., having difficulty learning high-frequency details in scalar values. It may result in a loss of information, especially for important scalars, such as *position*, *HP*, *speed*, etc. Therefore, we are seeking to employ an encoding method to project original scalars to a high-dimensional space, making it easier to capture complex information. There are some common methods, such as Multi-Scale Normalizer (Springenberg et al. 2024), NeRF positional encoding (Mildenhall et al. 2021), Random Fourier Feature (RFF) (Tancik et al. 2020), etc. Multi-Scale Normalizer simply expands a scalar to a series of different fixed scales, while NeRF positional encoding encodes sequential data using sine and cosine functions. In contrast, Random Fourier Features (RFF) map scalars to a higher-dimensional space with randomly sampled Gaussian vectors, representing features across all selected possible frequencies. Therefore, we deploy RFF to extract useful information from the state, focusing on high-frequency components, specifically the details of scalars. For a scalar value v , it is encoded in the way shown in Equation (1), where $\mathbf{b} \in \mathbb{R}^d$ is sampled from $\mathcal{N}(0, \sigma^2)$, and σ is set to be 1 for simplicity and d is chosen from (4, 6, 8) according to the

complexity of the scalar. For example, we choose $d = 8$ for *position* because it varies continually in a large range (0,4000m), and $d = 4$ for *HP* because it can only be 10 discrete values. In addition, we add two-layer MLPs after RFF to further improve the expressiveness of state.

$$\gamma(v) = [\cos(2\pi\mathbf{b}v), \sin(2\pi\mathbf{b}v)]^T \quad (1)$$

These encoded scalars provide a more complete presentation with more details for subsequent classification-based pre-training and contrastive-based representation learning.

Classification-based Pre-training

To capture the underlying patterns and semantic knowledge in states, we design a classification-based pre-training task. This task aims to predict some key properties in state using an approach similar to probing classifier (Belinkov 2022). We select dozens of items from the state to predict their classes, including *alive state*, *position*, *speed*, *HP*, etc. These items naturally fall into two types: 1) **discrete values**, for example, *alive state* has only three types: normal, down and dead; 2) **continuous values**, for example, *position* represents the coordinates of any valid position. In practice, we discretize these continuous values to maintain a relatively uniform distribution for the classification task. In this way, we manually construct multiple classification labels l for state s concerning different items. More details about the label construction are provided in the supplementary materials. We employ a cross-entropy loss function to train this classifier, $L_{Pre} = -\sum_{c \in \text{classes}} l_c \log(p_c)$, where p_c is the

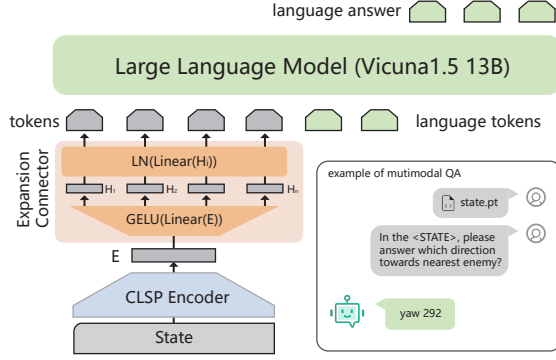


Figure 2: The architecture of multimodal LLM with our state encoder, and the example of state-based QA.

prediction of true class label l_c . After pre-training on the collected data, the model gained a basic understanding of the state and can be fine-tuned for downstream tasks.

Contrastive-based Representation learning

In order to further improve the representation capability of state encoder, we adopt a contrastive-based learning method to align the state and text descriptions. Specifically, we jointly train a state encoder and a text encoder to learn the correlation between scalar-based states and text descriptions, where the state encoder is initialized from the pre-trained model introduced above and text encoder is initialized from DistilBERT(Sanh et al. 2019). During the training, we sample a batch of state-text pairs $\{s_i, t_i\}_{i=1}^B$, where s_i represents the state and t_i represents the corresponding text description. The contrastive loss consists of two log classification terms, i.e., $state \rightarrow text$ loss L_{S2T} and $text \rightarrow state$ loss L_{T2S} , which are defined as follows:

$$L_{S2T} = -\frac{1}{B} \sum_{i=1}^B \log \frac{\exp(\phi(s_i^\top)\psi(t_i)/\tau)}{\sum_{j=1}^B \exp(\phi(s_i^\top)\psi(t_j)/\tau)}, \quad (2)$$

$$L_{T2S} = -\frac{1}{B} \sum_{i=1}^B \log \frac{\exp(\psi(t_i^\top)\phi(s_i)/\tau)}{\sum_{j=1}^B \exp(\psi(t_i^\top)\phi(s_j)/\tau)}, \quad (3)$$

where $\phi(s_i)$ is the encoded state by state encoder and $\psi(t_i)$ is the encoded text by text encoder, τ is a temperature hyperparameter. Additionally, we provide an algorithm table for CLSP in the supplementary materials.

Multimodal alignment with LLM

To verify the representation capability of our state encoder in multimodal models, we design a large multimodal model to understand state information based on our state encoder and a pre-trained LLM. As shown in Figure 2, we use the Vicuna 1.5 13B (Liu et al. 2024) model as the base large language model and design an expansion connector to convert the embeddings output by the state encoder into multiple tokens that can be understood by the large language model. Specifically, let the state embedding be $E \in \mathbb{R}^d$, and the

output of the expansion connector as $\{T_i\}_{i=1}^n \in \mathbb{R}^h$. The expansion connector can be expressed as:

$$H_i = \text{GELU}(\text{Linear}_i(E)) \quad (i = 1, 2, \dots, n), \quad (4)$$

$$T_i = \text{LN}(\text{Linear}(H_i)) \quad (i = 1, 2, \dots, n), \quad (5)$$

where $H_i \in \mathbb{R}^{h'}$ is the hidden representation expanded from E for each output token, and LN represents layer normalization. In our experimental setup, $d = 4096$, $h' = 256$, $n = 48$, and h matches the input dimension of the large language model. The tokens $\{T_i\}_{i=1}^n$ will be input into the large language model along with other language tokens, resulting in a generative output. Through the generated language output, the multimodal model can convert the information from the input state into language expressions.

During the training process, we proceed in two steps. In the first step, we freeze all parameters of the LLM and the state encoder, training only the parameters of the expansion connector. In the second step, we freeze all parameters of the LLM and train the parameters of both the expansion connector and the state encoder to further align the token representations.

RL Navigation with CLSP-encoded Goal

To evaluate the effectiveness of CLSP, we choose a typical RL task, namely the navigation task. Specifically, we train an agent with policy π to maximize its cumulative reward, $\mathbb{E}_{a_t \sim \pi(\cdot|s_t, g), (s_t, a_t) \sim \tau} \left[\sum_{t=0}^T \gamma^t r(s_t, a_t, g) \right]$, where $r(s_t, a_t, g)$ is the reward indicating whether the agent completes the goal g . The goal g is the encoded state from the CLSP encoder which contains the sampled target. We employ Proximal Policy Optimization (PPO)(Schulman et al. 2017) as the RL algorithm.

Experiment

In this section, we evaluate the effectiveness of CLSP across multiple tasks, including retrieval task, multimodal LLM task, and RL navigation task.

Dataset & Environment

Our experiments are mainly based on a multiplayer first-person shooting game environment. The player's goal is to ensure the survival of their team and eliminate encountered enemies. Data is collected by running the trained policy model on 10 CPU servers over many rounds, resulting in approximately 17 hours of data. To maintain a balanced data distribution, we sample approximately 18 minutes of data, resulting in about 0.55 million $state - text$ pairs. After that, we generate the text descriptions for the sampled states. Then we randomly sample 5% of them as the test dataset and the others as the training dataset. More details about the dataset are illustrated in the supplementary materials. Additionally, we can customize the game environment to verify the effectiveness of our method in the RL task.

Metric

Top-1 MAE & R@K. During the contrastive learning procedure, we periodically evaluate the performance of the

Method	R@1	R@5	R@10	Top-1 MAE (My)				Top-1 MAE (Enemy)			Top-1 MAE (Teammate)		
				HP	Position	Direction	Speed	HP	Position	Distance	HP	Position	Distance
CLIP-Baseline	0.00	4e-4	6e-4	22.46	1073.80	88.22	6.23	28.91	1062.49	130.07	26.98	1077.95	148.75
CLSP-Baseline	0.56	0.78	0.81	7.54	167.27	21.56	1.44	9.89	181.26	40.01	4.34	158.24	26.54
CLSP-MSN	0.74	0.93	0.94	5.48	99.79	11.94	0.78	7.83	110.96	28.33	2.61	87.16	14.77
CLSP-NPE	0.67	0.94	0.97	6.17	126.04	9.57	0.75	8.11	143.32	33.67	4.67	122.96	18.01
CLSP-RFF	0.73	0.94	0.96	5.13	121.77	29.77	2.13	9.52	145.89	40.17	5.38	122.47	20.74
CLSP-RFFM	0.83	0.99	0.99	3.15	76.31	12.46	0.78	6.44	90.15	26.47	2.09	87.44	18.97

Table 1: Performance comparison for R@K and Top-1 MAE on contrastive learning task.

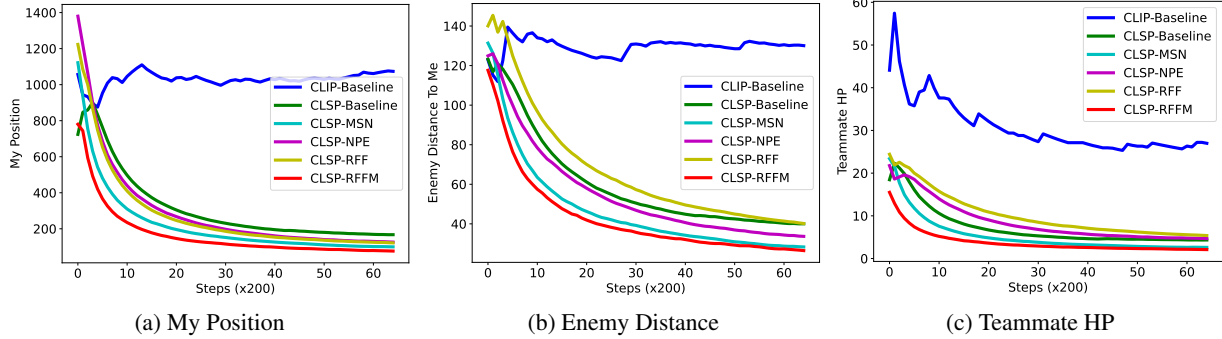


Figure 3: Illustration of Top-1 MAE curves during the training procedure for different methods.

model. First, we obtain a set of reference state representations generated by state encoder. Then, these states representations are ranked according to their similarity to the query text description. The Top-1 Mean Absolute Error (MAE), is defined as the mean difference between the top-1 matched state and the state corresponding to the query text description. Similarly, the R@K is the mean ratio of successfully matched states in the top-K results based on the above similarity. Lower Top-1 MAE and higher R@K indicate better performance.

MedAE & MAE & RMSE. In the multimodal model, the numerical values of various pieces of information generated for the state are compared with the annotated values to calculate the error, which serves as an evaluation metric for the accuracy of the generated information. Specifically, we use Median Absolute Error (MedAE), Mean Absolute Error (MAE), and Root Mean Square Error (RMSE) to measure the generation error. Lower values indicate better performance.

Goal completion ratio (GCR). We further evaluate the effectiveness of our proposed approach in an RL navigation task. In this task, the agent is randomly assigned a goal position at the start of each episode. And it will receive a sparse reward when it achieves the goal, i.e., arriving at that position. We consider the GCR as another indicator of learning performance. Higher GCR indicates better performance.

Baselines

We compare the contrastive learning performance among the following baselines. For fair comparison, we keep the text encoder in the same configuration and only study the influence of different initialization for the state encoder. We test several different methods to encode the scalars in state, and they all share the same subsequent training procedure. Thus, we named them as the variants of CLSP.

CLIP-Baseline: Directly using the CLIP framework, the

images are replaced with states, and the parameters of state encoder are randomly initialized.

CLSP-Baseline: Only initializing state encoder with the model obtained from the classification-based pre-training stage without any method to encode the scalars in the state.

CLSP-MSN: Initialize state encoder with pre-trained classification model whose scalars are encoded by multi-scale normalizer (MSN)(Springenberg et al. 2024)

CLSP-NPE: Initialize state encoder with pre-trained classification model whose scalars are encoded by NeRF positional encoding (NPE)(Mildenhall et al. 2021).

CLSP-RFF: Initialize state encoder with pre-trained classification model whose scalars are encoded by vanilla random Fourier features (RFF) (Tancik et al. 2020).

CLSP-RFFM: Initialize state encoder with pre-trained classification model whose scalars are encoded RFF and learned MLPs.

Implementation Details

The state encoder consists of a fully connected layer followed by three Residual Blocks, and more details are in the supplementary materials. We use pre-trained *DistilBERT* as the text encoder. We use AdamW as the optimizer and set both the learning rate and weight decay to $1e-4$. For the contrastive objective, we set the temperature to $\tau = 1$ and the batch size to 128. In the RL navigation task, we use the PPO algorithm with Adam as the optimizer, $\gamma = 0.995$, and a learning rate of $1e-4$. For the multimodal LLM task, we utilize Vicuna 1.5 13B (Zheng et al. 2024) as the base LLM, training Multimodal LLM with 534k state data, a batch size of 192, and a learning rate of $1e-3$. We conduct the contrastive learning experiment on 1 NVIDIA A100-SXM4-80GB GPU, multimodal LLM experiments on 6 NVIDIA A100-SXM4-80GB GPUs, and RL task on 10 AMD EPYC 7H12 64-Core CPU servers. More detailed descriptions of

Method	HP			Position			Direction			Speed		
	MedAE	MAE	RMSE	MedAE	MAE	RMSE	MedAE	MAE	RMSE	MedAE	MAE	RMSE
w/o CLSP	0	7.01	18.86	77.74	148.86	268.56	0	15.58	29.47	0	1.41	2.01
w/o CL-step	0	2.42	8.70	25.32	65.26	191.29	0	3.95	13.94	0	0.53	1.41
w/o RFF	0	2.08	5.89	24.68	49.13	124.08	0	2.96	8.45	0	0.27	0.79
CLSP-MLLM	0	0.78	2.25	14.76	18.67	16.04	0	1.53	5.65	0	0.19	0.81

Table 2: Performance of state understanding with multimodal LLM.

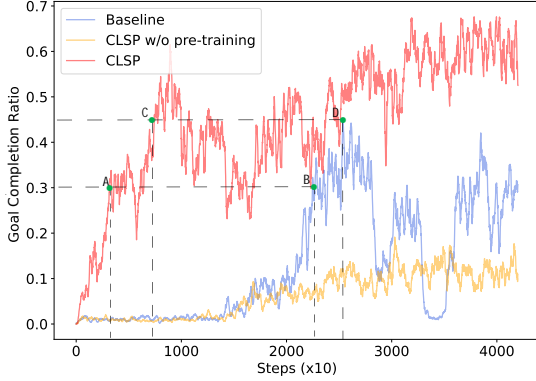


Figure 4: Illustration of goal completion ratio during the training procedure for the RL navigation task.

Method	GCR=0.3		GCR=0.45	
	RL	RL+CLSP	RL	RL+CLSP
CLSP	7.15M	7.70M (A)	18.43M	18.98M (C)
Baseline	63.25M (B)		68.75M (D)	

Table 3: Comparison of data consumed for RL navigation task between CLSP and Baseline. RL+CLSP indicates the data includes the dataset to train CLSP.

the experimental parameter settings are provided in the supplementary materials, and the code can be accessed¹.

Overall Results

In our experiments, we conduct state-text alignment training task and evaluate different methods based on R@K and Top-1 MAE. Table 1 presents some quantitative results and we can find that: 1) Classification-based pre-training is critical for the state-text contrastive learning task. Specifically, compared to CLIP-Baseline, CLSP-Baseline improves the recall scores from nearly zero to 71.6% on average and reduces the Top-1 MAE by 77.3% on average. These results demonstrate the effectiveness of coarse-grained information obtained by state encoder through classification-based pre-training. 2) All the variants of CLSP consistently outperform CLSP-Baseline by a large margin in recall score and Top-1 MAE, which shows the importance of encoding the scalar values to maintain higher scalar precision. For example, CLSP-MSN achieves a higher recall score by around 15% on average than CLSP-Baseline, and decreases the Top-1 MAE by around 37.6% on average. 3) CLSP-RFFM achieves the best results in 10/13 items among CLSP variants, demonstrating its effectiveness in adding learnable MLPs after a traditional RFF encoder. Additionally, Figure 3 illustrates the training curves for three Top-1 MAE: My Position, Enemy

Distance, and Teammate HP. We can see that CLSP-Baseline and other variants of CLSP can consistently reduce the Top-1 MAE significantly. Especially, CLSP-RFFM can achieve lower loss at a faster rate, which proves the effectiveness of our proposed CLSP training framework.

Results of Multimodal LLM

To further validate the representation performance of our CLSP encoder in multimodal LLMs, we perform experiments on several encoder variants. The overall results of these encoders are presented in Table 2. The results show that our CLSP encoder significantly outperforms other types of encoders while preserving the precision of information. Specifically, the method labeled CLSP-MLLM indicates the integration of our CLSP encoder with the multimodal LLM, as depicted in Figure 2. The variant “w/o CLSP” refers to using a state encoder learned directly from a randomly initialized model without the CLSP encoder during multimodal LLM training. “w/o CL-step” refers to the absence of training step 2, which involves contrastive representation learning, utilizing only a classification-based pre-trained state encoder as the multimodal encoder. “w/o RFF” means CLSP without Random Fourier Features. As shown in the results table, the CLSP encoder demonstrates high-fidelity capabilities. The Mean Absolute Error (MAE) for health information is reduced by approximately 62.5% compared to the best baseline, and the MAE for position information is reduced by about 62.0%. Additionally, the Median Absolute Error (MedAE) for health points, direction, and speed is zero, indicating that all methods generate a large amount of accurate information. Meanwhile, the significantly reduced average error of CLSP further demonstrates the model’s excellent generalization performance, enabling it to handle outliers and out-of-distribution (OOD) data effectively.

Results of RL Navigation

In the RL navigation task, we evaluate the effectiveness of the goal state embedding by comparing the GCR with baselines. Higher GCR indicates better performance. In this task, CLSP uses the embedding of the goal state produced by the trained state encoder as the goal. CLSP w/o pre-training is the same as CLSP except that the parameters are initialized randomly. Baseline denotes using the raw goal position, i.e., (x, y, z) , as the goal. As shown in Figure 4, CLSP achieves a much faster learning speed and converges to a higher GCR of around 60%, which is significantly better than CLSP w/o pre-training and Baseline. These results demonstrate that the training pipeline and proposed goal representation are both beneficial for RL navigation task. Table 3 shows the data costs for CLSP and Baseline to learn the navigation task. Since it takes around 0.55 million (M) states in advance

¹<https://github.com/AnonymousUser360/CLSP>

Data size	R@1	R@5	R@10	Top-1 MAE (My)				Top-1 MAE (Enemy)			Top-1 MAE (Teammate)		
				HP	Position	Direction	Speed	HP	Position	Distance	HP	Position	Distance
10%	2e-4	1e-3	3e-3	44.81	1126.90	91.85	6.00	35.94	1094.94	118.01	18.74	1129.46	111.87
25%	0.40	0.78	0.89	25.41	602.68	72.77	5.14	25.68	616.81	84.27	12.34	586.93	78.73
50%	0.45	0.83	0.92	18.16	344.13	61.81	4.50	17.41	357.64	90.87	7.36	324.34	50.60
100%	0.66	0.96	0.99	8.75	199.53	31.13	2.18	10.92	212.26	48.80	5.84	198.24	25.58

Table 4: Ablation study of data size.

Batch size	R@1	R@5	R@10	Top-1 MAE (My)				Top-1 MAE (Enemy)			Top-1 MAE (Teammate)		
				HP	Position	Direction	Speed	HP	Position	Distance	HP	Position	Distance
16	0.01	0.05	0.10	29.12	443.27	84.56	6.05	26.79	467.93	112.44	19.53	491.29	31.18
32	0.30	0.70	0.84	7.59	444.50	54.47	3.74	17.59	456.09	87.41	4.68	438.32	32.81
64	0.51	0.86	0.94	16.25	206.01	49.91	3.46	18.82	259.48	64.55	5.37	206.27	26.85
128	0.66	0.96	0.99	8.75	199.53	31.13	2.18	10.92	212.26	48.80	5.84	198.24	25.58

Table 5: Ablation study of batch size.

Classifier target	R@1	R@5	R@10	Top-1 MAE (My)				Top-1 MAE (Enemy)			Top-1 MAE (Teammate)		
				HP	Position	Direction	Speed	HP	Position	Distance	HP	Position	Distance
Self	0.33	0.74	0.88	9.67	326.38	33.12	1.73	14.57	337.10	88.59	13.75	367.76	90.79
Team	0.45	0.81	0.89	12.85	121.87	47.08	3.62	15.31	167.59	53.29	6.28	121.17	22.86
Enemy	0.49	0.87	0.95	11.27	272.11	38.85	3.44	16.32	285.90	48.39	14.25	322.39	85.78
All	0.66	0.96	0.99	8.75	199.53	31.13	2.18	10.92	212.26	48.80	5.84	198.24	25.58

Table 6: Ablation study of classifier target.

to train CLSP, we also list the data used by RL learning and previous CLSP training for a fair comparison, namely RL+CLSP. Additionally, points A and B in Figure 4 correspond to the results of GCR=0.3 in Table 3. It can be seen that CLSP only requires around 12% of the data to achieve a similar result to Baseline.

Ablation Study

We conduct ablation studies on different hyper-parameters, i.e. the data size, the batch size and the target of the classifier. These results are collected after training for one epoch.

Effects of different data size. In Table 4, we investigate the impact of different data sizes on the contrastive learning task. The results demonstrate that more data consistently improves the recall score and reduces the Top-1 MAE. Specifically, when increasing the data size from 10% to 25% of the total, the R@10 significantly increases from 3e-1 to 0.89.

Effects of different batch sizes. Table 5 illustrates the impacts of different batch sizes on the contrastive learning task. It can be observed that as the batch size increases, the recall scores consistently improve. Additionally, Top-1 MAE significantly decreases as the batch size increases.

Effects of different classification targets. In the proposed method, classification-based pre-training plays an important role in improving the understanding of state by classifying the items in state. We study the impacts of classifying different types of items in the state. As shown in Table 6, classifying partial targets items can yield better results on Top-1 MAE. However, classifying all items significantly outperforms other methods on most metrics, especially for R@1, R@5 and R@10.

Visualization of Distinguishable Representations

Figure 5 illustrates the two-dimensional t-SNE embedding of the state representations produced by CLSP. We select ten




Figure 5: The t-SNE visualization of state representations produced by CLSP.

states and provide more information about them, where similar states are close in the state space. As shown in Figure 5, the properties of adjacent points exhibit similar properties with respect to HP, direction or position. This phenomenon demonstrates that the state embeddings produced by CLSP are smooth.

Conclusion

In this paper, we present CLSP framework to address the underdeveloped area of state modality representation in multi-modal learning and RL. By designing a classification-based pre-training process and utilizing contrastive learning, our approach effectively encodes state information into general high-fidelity representations, enhancing the alignment between states and language descriptions. The use of RFF enhances the precision in representing numerical data even fur-

ther. Extensive experiments demonstrate outstanding results in text-state retrieval, RL navigation, and multimodal understanding tasks, highlighting CLSP’s potential to intelligent agents and multimodal LLMs.

References

- Bai, J.; Bai, S.; Yang, S.; Wang, S.; Tan, S.; Wang, P.; Lin, J.; Zhou, C.; and Zhou, J. 2023. Qwen-vl: A frontier large vision-language model with versatile abilities. *arXiv:2308.12966*.
- Belinkov, Y. 2022. Probing classifiers: Promises, shortcomings, and advances. *Computational Linguistics*, 48(1): 207–219.
- Bellemare, M. G.; Naddaf, Y.; Veness, J.; and Bowling, M. 2013. The arcade learning environment: An evaluation platform for general agents. *Journal of Artificial Intelligence Research*, 47: 253–279.
- Berner, C.; Brockman, G.; Chan, B.; Cheung, V.; Debiak, P.; Dennison, C.; Farhi, D.; Fischer, Q.; Hashme, S.; Hesse, C.; et al. 2019. Dota 2 with large scale deep reinforcement learning. *arXiv:1912.06680*.
- Cepeda, V. V.; Nayak, G. K.; and Shah, M. 2023. GeoCLIP: Clip-Inspired Alignment between Locations and Images for Effective Worldwide Geo-localization. *arXiv:2309.16020*.
- Chen, T.; Kornblith, S.; Norouzi, M.; and Hinton, G. 2020. A simple framework for contrastive learning of visual representations. In *Int. Conf. Mach. Learn.*, 1597–1607. PMLR.
- Chen, Z.; Wang, W.; Tian, H.; Ye, S.; Gao, Z.; Cui, E.; Tong, W.; Hu, K.; Luo, J.; Ma, Z.; et al. 2024. How far are we to gpt-4v? closing the gap to commercial multimodal models with open-source suites. *arXiv:2404.16821*.
- Conde, M. V.; and Turgutlu, K. 2021. CLIP-Art: Contrastive Pre-Training for Fine-Grained Art Classification. In *Proc. IEEE/CVF Conf. Comput. Vis. Pattern Recognit. Workshops*, 3956–3960.
- Dang, X.; Edelkamp, S.; and Ribault, N. 2023. CLIP-Motion: Learning reward functions for robotic actions using consecutive observations. *arXiv:2311.03485*.
- Fan, L.; Wang, G.; Jiang, Y.; Mandlkar, A.; Yang, Y.; Zhu, H.; Tang, A.; Huang, D.-A.; Zhu, Y.; and Anandkumar, A. 2022. Minedojo: Building open-ended embodied agents with internet-scale knowledge. *Proc. Adv. Neural Inf. Process. Syst.*, 35: 18343–18362.
- Guss, W. H.; Houghton, B.; Topin, N.; Wang, P.; Codel, C.; Veloso, M.; and Salakhutdinov, R. 2019. Min-erl: A large-scale dataset of minecraft demonstrations. *arXiv:1907.13440*.
- He, K.; Fan, H.; Wu, Y.; Xie, S.; and Girshick, R. 2020. Momentum contrast for unsupervised visual representation learning. In *Proc. IEEE/CVF Conf. Comput. Vis. Pattern Recognit.*, 9729–9738.
- Kempka, M.; Wydmuch, M.; Runc, G.; Toczek, J.; and Jaśkowski, W. 2016. ViZDoom: A Doom-based AI Research Platform for Visual Reinforcement Learning. In *IEEE Conference on Computational Intelligence and Games*, 341–348. Santorini, Greece: IEEE. The Best Paper Award.
- Khosla, P.; Teterwak, P.; Wang, C.; Sarna, A.; Tian, Y.; Isola, P.; Maschinot, A.; Liu, C.; and Krishnan, D. 2020. Supervised contrastive learning. *Proc. Adv. Neural Inf. Process. Syst.*, 33: 18661–18673.
- Kim, M. J.; Pertsch, K.; Karamcheti, S.; Xiao, T.; Balakrishna, A.; Nair, S.; Rafailov, R.; Foster, E.; Lam, G.; Sankei, P.; et al. 2024. OpenVLA: An Open-Source Vision-Language-Action Model. *arXiv:2406.09246*.
- Li, J.; Li, D.; Savarese, S.; and Hoi, S. 2023. Blip-2: Bootstrapping language-image pre-training with frozen image encoders and large language models. In *Int. Conf. Mach. Learn.*, 19730–19742. PMLR.
- Li, X.; Mata, C.; Park, J.; Kahatapitiya, K.; Jang, Y. S.; Shang, J.; Ranasinghe, K.; Burgert, R.; Cai, M.; Lee, Y. J.; et al. 2024. LLaRA: Supercharging Robot Learning Data for Vision-Language Policy. *arXiv:2406.20095*.
- Liu, H.; Li, C.; Li, Y.; and Lee, Y. J. 2024. Improved baselines with visual instruction tuning. In *Proc. IEEE/CVF Conf. Comput. Vis. Pattern Recognit.*, 26296–26306.
- Mildenhall, B.; Srinivasan, P. P.; Tancik, M.; Barron, J. T.; Ramamoorthi, R.; and Ng, R. 2021. Nerf: Representing scenes as neural radiance fields for view synthesis. *Communications of the ACM*, 65(1): 99–106.
- Myers, V.; He, A. W.; Fang, K.; Walke, H. R.; Hansen-Estruch, P.; Cheng, C.-A.; Jalobeanu, M.; Kolobov, A.; Dragan, A.; and Levine, S. 2023. Goal representations for instruction following: A semi-supervised language interface to control. In *Conference on Robot Learning*, 3894–3908. PMLR.
- Oord, A. v. d.; Li, Y.; and Vinyals, O. 2018. Representation learning with contrastive predictive coding. *arXiv:1807.03748*.
- Radford, A.; Kim, J. W.; Hallacy, C.; Ramesh, A.; Goh, G.; Agarwal, S.; Sastry, G.; Askell, A.; Mishkin, P.; Clark, J.; et al. 2021. Learning transferable visual models from natural language supervision. In *Int. Conf. Mach. Learn.*, 8748–8763. PMLR.
- Rocamonde, J.; Montesinos, V.; Nava, E.; Perez, E.; and Lindner, D. 2023. Vision-language models are zero-shot reward models for reinforcement learning. *arXiv:2310.12921*.
- Sanh, V.; Debut, L.; Chaumond, J.; and Wolf, T. 2019. DistilBERT, a distilled version of BERT: smaller, faster, cheaper and lighter. *arXiv:1910.01108*.
- Schulman, J.; Wolski, F.; Dhariwal, P.; Radford, A.; and Klimov, O. 2017. Proximal policy optimization algorithms. *arXiv:1707.06347*.
- Springenberg, J. T.; Abdolmaleki, A.; Zhang, J.; Groth, O.; Bloesch, M.; Lampe, T.; Brakel, P.; Behtle, S.; Kapturowski, S.; Hafner, R.; et al. 2024. Offline actor-critic reinforcement learning scales to large models. *arXiv:2402.05546*.
- Tancik, M.; Srinivasan, P.; Mildenhall, B.; Fridovich-Keil, S.; Raghavan, N.; Singhal, U.; Ramamoorthi, R.; Barron, J.; and Ng, R. 2020. Fourier features let networks learn high frequency functions in low dimensional domains. *Proc. Adv. Neural Inf. Process. Syst.*, 33: 7537–7547.

Todorov, E.; Erez, T.; and Tassa, Y. 2012. Mujoco: A physics engine for model-based control. In *2012 IEEE/RSJ Int. Conf. Intell. Rob. Syst.*, 5026–5033. IEEE.

Wang, Z.; Wu, Z.; Agarwal, D.; and Sun, J. 2022. Medclip: Contrastive learning from unpaired medical images and text. *arXiv:2210.10163*.

Xie, J.; Chen, Z.; Zhang, R.; Wan, X.; and Li, G. 2024. Large multimodal agents: A survey. *arXiv:2402.15116*.

Zhan, J.; Dai, J.; Ye, J.; Zhou, Y.; Zhang, D.; Liu, Z.; Zhang, X.; Yuan, R.; Zhang, G.; Li, L.; et al. 2024. Anygpt: Unified multimodal llm with discrete sequence modeling. *arXiv:2402.12226*.

Zheng, L.; Chiang, W.-L.; Sheng, Y.; Zhuang, S.; Wu, Z.; Zhuang, Y.; Lin, Z.; Li, Z.; Li, D.; Xing, E.; et al. 2024. Judging llm-as-a-judge with mt-bench and chatbot arena. *Proc. Adv. Neural Inf. Process. Syst.*, 36.

Zhu, B.; Lin, B.; Ning, M.; Yan, Y.; Cui, J.; Wang, H.; Pang, Y.; Jiang, W.; Zhang, J.; Li, Z.; et al. 2023. Language-bind: Extending video-language pretraining to n-modality by language-based semantic alignment. *arXiv:2310.01852*.

Zhu, Y.; Wu, Y.; Sebe, N.; and Yan, Y. 2024. Vision+ x: A survey on multimodal learning in the light of data. *IEEE Trans. Pattern Anal. Mach. Intell.*