

AR Overlay: Training Image Pose Estimation on Curved Surface in a Synthetic Way

Sining Huang¹, Yukun Song¹, Yixiao Kang¹, Chang Yu²

University of California - Berkeley at Berkeley, CA 94720, USA¹
Northeastern University at Boston, MA 02115, USA²

Abstract. *In the field of spatial computing, one of the most essential tasks is the pose estimation of 3D objects. While rigid transformations of arbitrary 3D objects are relatively hard to detect due to varying environments introducing factors like insufficient lighting or even occlusion, objects with pre-defined shapes are often easy to track, leveraging geometric constraints. Curved images, with flexible dimensions but a confined shape, are essential shapes often targeted in 3D tracking. Traditionally, proprietary algorithms often require specific curvature measures as the input along with the original flattened images to enable pose estimation for a single image target. In this paper, we propose a pipeline that can detect several logo images simultaneously and only requires the original images as the input, unlocking more effects in downstream fields such as Augmented Reality (AR).*

Keywords: Pose Estimation, 3D Tracking, Curved Images, Geometric Constraints, Spatial Computing, Augmented Reality, Logo detection.

1 Introduction

Augmented reality, with a primary focus on weaving intellectual interfaces and digital arts [1] into people’s real lives in a seamless way, has become one important research area as it involves multiple modalities in computation and elicits improvement needs in various fields [2, 3]. Our objective is to develop an algorithm for tracking curved images by accurately estimating the diameter, transition, and rotation of cylinder-like objects in real time. This algorithm has significant potential for applications such as augmented reality in retail, where it overlays digital information onto curved products, as well as in robotic grasping and human-robot interaction for learning demonstrations. The process involves using YOLOv8 [4–6] for logo detection, Convolutional Neural Network (CNN) [7] for diameter estimation, and SIFT [8] for feature extraction, culminating in pose estimation through solving a Perspective-n-Point (PnP) problem [9]. This approach enhances the algorithm’s capability to handle complex real-world scenarios effectively.

ZapWorks currently provides a basic, proprietary tool that supports curved image tracking [10], as depicted in Figure 1. Given its closed-source nature, our main objective is to develop a comparable model using convolutional networks and traditional estimation methods [11, 12]. A significant limitation of ZapWorks’



Fig. 1: AR Effects shown by ZapWorks’ single-image pose-estimation algorithm

solution is its capacity to detect only a single, predetermined image, such as the logo on a wine bottle shown in Figure 1. To address this, we want to enhance our model’s ability to recognize multiple pre-trained logos autonomously, without the need to input specific logo IDs for each usage. Our ultimate aim is to evolve this model into a few-shot, closed-set algorithm, similar to those found in other pose-estimation frameworks [13, 14], thus vastly improving its utility and efficacy in a variety of real-world scenarios.

Our work provides the following contributions:

1. We synthesize the training & evaluation dataset using Blender, comprising over 20,000 images, enabling model training for curved image detection, tracking, and diameter estimation.
2. We introduce a novel framework for 6D pose estimation of curved images, leveraging a combination of SIFT and solving a PnP problem.
3. We propose a novel CNN-based architecture tailored for estimating the curvature of images (i.e., the diameter of the underlying cylinder) based on the bounding box of the logo image.

2 Related Works

2.1 General Object Detection

In the field of general object detection, methodologies are categorized into one-stage and two-stage detectors. Two-stage detectors, such as R-CNN [15] and its variants Fast R-CNN [16] and Faster R-CNN [17], initially generate region proposals that likely contain objects, which are subsequently classified and refined in terms of bounding box coordinates [18, 19]. These models are noted for their high accuracy, especially in complex scenes with small or overlapping objects [20, 21], but tend

to operate slower due to their two-phased approach. On the other hand, one-stage detectors like You Only Look Once (YOLO) [4] and Single Shot Multibox Detector (SSD) [22] simplify the detection process by directly predicting bounding boxes and class probabilities in a single step, trading some accuracy for significant gains in speed and efficiency. For instance, typical applications such as a self-guided retail checkout process developed by Tan et al. [23] showcases the real-time advantage of one-stage detectors like YOLO. Furthermore, an exemplar work by Dang et al. [24] demonstrates the strong adaptability of the YOLO. Dang et al.’s work not only fine-tuned the bounding box output using new datasets, but also presented the high-precision classification of small items like pills using the YOLO network. Furthermore, their research, which focuses on recognition targets that share same shape and color (typical barriers to manual classifications), proves the strong generalization ability of the YOLO network and sheds light on how it can be utilized in more complex real-life scenarios.

2.2 6D Object Pose Estimation

In the field of pose estimation, methodologies are categorized into traditional geometric techniques and advanced deep-learning approaches [25–28]. Traditional approaches often involve feature extraction and matching with 3D models using Perspective-n-Point (PnP) solutions or Iterative Closest Point (ICP) [29, 30] algorithms. Modern deep learning techniques, such as PoseCNN [31, 32], leverage convolutional neural networks to predict object pose directly from RGB images, enhancing efficiency and scalability. Hybrid methods like DenseFusion [33] and PVNet [34] integrate RGB data with depth information, improving accuracy and robustness in complex scenes [35–37]. These methods can effectively handle occlusions and varying lighting conditions, crucial for applications in augmented reality, robotics, and autonomous navigation.

2.3 Convolutional Neural Networks

CNNs have been adapted for various complex image-processing tasks by modifying the embedding layers. For instance, in style transfer, CNNs are engineered to encode style and content features separately, combining them to produce new, artistic images. In object detection, adjustments to the embedding layer integrate with region proposal networks to enhance detection accuracy [38]. Such modifications improve the network’s ability to extract detailed features crucial for tasks like facial recognition or medical imaging anomaly detection [39, 40]. These adaptations underscore the flexibility of CNNs to meet specific operational demands across diverse applications [41].

3 Dataset

Given the specificity of our research needs, we opted to create a synthetic dataset using Blender, as no suitable dataset was available online. This dataset includes 20,000 images, generated from 20 different target images, each affixed to cylinders of various diameters and heights. For each cylinder, over 1000 image frames were produced to capture diverse perspectives. Note that, in this dataset, the term 'target image' specifically refers to any image used to represent a logo.



Fig. 2: Collection of 20 different target images (some are removed due to anonymization)




Fig. 3: Sample of Cylinder Object Across Varied Backgrounds

3.1 Dataset Generation

For each iteration, we selected one of the 20 target images in sequence to ensure a comprehensive evaluation across all variations (see all target images in Fig. 2). To enhance the model's adaptability to different backgrounds, we incorporated 15 distinct 360-degree background images. For example, the cylinder with the Cal logo can be placed into various backgrounds as shown in Fig. 3.

Additionally, we generated cylinders with diameters ranging from one to two times the width of the attached image, placing the target image on the side of the cylinder. The camera was maneuvered around the cylinder to capture images from multiple angles, ensuring that the target image remained visible regardless of perspective. To simulate realistic conditions, such as objects captured off-center as might occur in real-world usage, we varied the cylinder’s position within each image. This methodological diversity is crucial for training our model to accurately detect targets under a variety of conditions.

During the synthesis process, we recorded additional training data, including the label width, label height, and the camera’s intrinsic matrix, which are essential for applying the Scale Invariant Feature Transform (SIFT) and calculating the transformation matrix. We documented the ground truth data for each synthesized image, detailing the cylinder’s relative position and rotation, measured by Euler angles, in relation to the camera, as well as its diameter. Additionally, we recorded the camera’s intrinsic matrix, which is a fundamental component in camera calibration. The intrinsic matrix is a 3x3 matrix that transforms 3D coordinates from the camera’s view into 2D image coordinates, facilitating the conversion of real-world measurements to pixel measurements [42]. It includes parameters such as the focal lengths (f_x and f_y), which determine the scaling in the x and y directions, the skew coefficient (s), which accounts for any non-rectangularity between the x and y pixel axes, and the principal point coordinates (c_x and c_y), which indicate the intersection of the optical axis with the image plane. This matrix accurately projects 3D points onto the 2D image plane, allowing for precise image formation and analysis [43].

For clarity and consistency, we define the curvature of the image target as the ratio between the cylinder’s diameter and the height of the image target (HoI). Fig. 4 illustrates a sample image pair from the dataset, accompanied by its relevant training and testing data, showcasing the dataset’s capacity to thoroughly evaluate our model’s performance.

As the dataset randomly generated backgrounds and cylinder’s diameter, we split the first 90% of the data into training datasets while the remaining 10% as the validation dataset. The split in the order can avoid backtracking the image index.

4 Method

Generally, we divide the problem into four steps, including 1) detecting the bounding box of the image, 2) estimating the curvature of the image, 3) finding correspondences between the flattened image target and the input image capture, and 4) estimating the pose of the image. Fig. 5 presents the pipeline in detail using a training image as an example. The pose of the image is hence referring to the pose of the cylinder, where the image is always attached to (and centered to) the



(a) Input image

Relative Position	$\langle 0.1704, -1.1875, 0.203 \rangle$
Relative Rotation (Euler)	$\langle -1.6166, -0.1995, -0.1264 \rangle$
Cylinder Diameter	1.64
Label Width	1.3333
Label Height	1.0
Camera Intrinsic Matrix	$\begin{bmatrix} 2670 & 0 & 960 \\ 1 & 2250 & 540 \\ 1 & 0 & 1 \end{bmatrix}$

(b) Corresponding data

Fig. 4: Synthesized dataset consisting of paired images and corresponding data examples

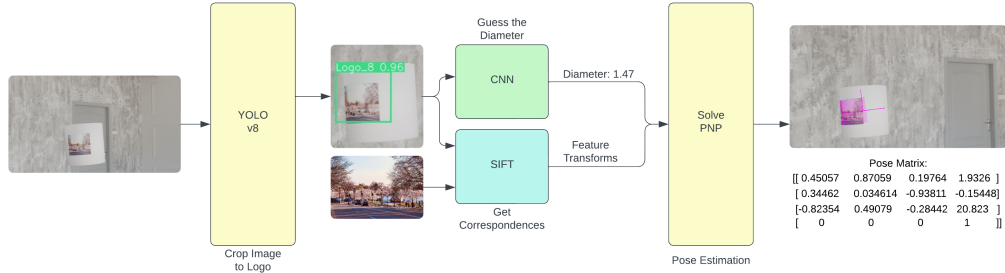


Fig. 5: Our pipeline of curved-image pose-estimation. The pipeline contains a fine-tuned YOLOv8 network [4], a self-trained CNN, a feature matching algorithm using SIFT [8], and an algorithm for PnP [9] pose computation

negative y-direction of the cylinder, with the top of the cylinder being the positive z-direction and the right being the positive x-direction.

4.1 Image Classification & Detection

For step 1), inspired by Tan et al. [23], who leverages the detection head structure from YOLOv8 to conduct high-precision object recognition, we fine-tune a pre-trained YOLOv8 network using the small checkpoint (yolov8s.pt) provided by prior literature to detect the bounding boxes for the images. With a 50-epoch training process using 921 training captures per image target (20 image targets in total in our dataset), the validation box_loss, referring to the regression Complete Intersection over Union (CIoU) loss [44], dropped to 0.14355 as shown in Fig. 6, representing a decent prediction result. Notice that the YOLOv8 network also performs the image classification in this step.

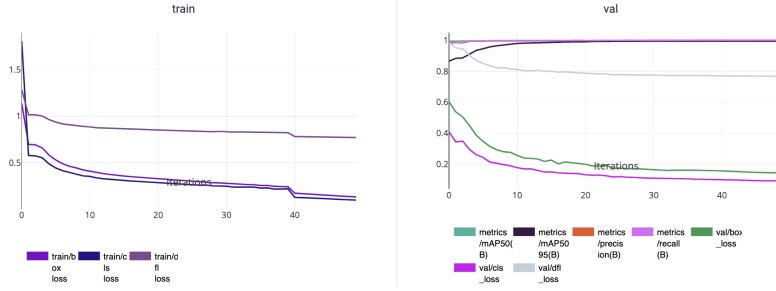


Fig. 6: The training loss (left) and the validation loss (right) for fine-tuning the YOLOv8 network.

4.2 Curvature Estimation

For step 2), we propose a new convolution-based network for predicting the curvature of the image. We experimented with two differently-sized networks with both the Huber loss function ($\delta = 0.4$) [45, 46] and the traditional mean squared error (MSE) loss function [47]. Both networks include 3 convolution layers, each followed by a max-pooling layer with kernel size 2×2 , and two fully connected layers, where one layer encodes the kernel output from the prior convolutional layer into vector embedding and the second layer fully connects the first layers' output and combines into one single output value as the curvature prediction. All layers use the Rectified Linear Unit (ReLU) activation function, which is a standard usage [48] for training convolutional networks. Specifically, the small-sized network has convolutional layers with kernels numbers 32, 64, 64, with the kernel size being $5 \times 5, 3 \times 3, 4 \times 4$, followed by a 64-dimension vector embedding layer, while the large-sized network has convolutional kernel numbers being 32, 64, 128, 128, with the kernel size being $5 \times 5, 3 \times 3, 3 \times 3$, and followed by a 128-dimension vector embedding layer. In total, the small-sized network contains 189,057 parameters while the large-sized network contains 684,865 parameters.

All training processes were set to run for 50 epochs, and an early stopping mechanism was applied when the validation loss stopped decreasing for consecutively 4 epochs. With training results shown in Table 1, the small-sized model with the Huber loss got the best performance. In the following section of evaluation and result, we evaluate both the Small-Size-Huber-Loss model and the Small-Size-MSE-Loss model to give a better indication of the effects of the two different loss functions.

4.3 Finding Feature Correspondences

In this step, we utilize the SIFT algorithm to find the image correspondences between the flat image target and the image capture. The Fast Library for Approximate Nearest Neighbors (FLANN) [49] was then utilized to find the matches be-

Table 1: Value of metrics during training

Model Type	Best Epoch	Val Loss Huber ($\delta = 0.4$)	Val Loss MSE
Small-Size-Huber-Loss	24	0.0266	0.0787
Large-Size-Huber-Loss	5	0.0523	0.1175
Small-Size-MSE-Loss	8	0.0466	0.1042
Large-Size-MSE-Loss	4	0.0640	0.1522

tween the feature descriptors using the K-nearest-neighbors method [50]. A ratio of 0.95 was then used in the ratio test to filter the bad matches.

4.4 Pose Estimation

Given the curvature prediction, we can easily map the original points in the flat image target onto the curved surface in the cylinders' coordinate system using the following formula, where r stands for the radius of the cylinder (notice that all image coordinates are using the unit of HoI.):

$$\begin{aligned}\theta &= X_{\text{Target}} - \left(\frac{\text{TargetWidth}}{2}\right) \\ x_{\text{Cyl}} &= r * \sin(\theta) \\ y_{\text{Cyl}} &= -r * \cos(\theta) \\ z_{\text{Cyl}} &= \left(\frac{\text{TargetHeight}}{2}\right) - Y_{\text{Target}}\end{aligned}$$

Then, given the correspondences between the extracted image features, we can perform the PnP pose computation as our last step in the pipeline. To make our pipeline more robust against the errors generated during the SIFT feature extraction process (caused by the non-linear image distortion on the curved surface), we utilize the RANSAC method [51] to solve the PnP problem and get the pose estimation.

5 Evaluation & Result

Our pipeline takes only the target image and the context image as input and accurately predicts the 6D pose (rotation and translation) of the target image using a hypothesized cylindric shape with a predicted diameter. Fig. 7 demonstrates the visual result of our prediction. Notice that in real use cases, the cylindric shape that the target image curls around does not necessarily need to appear in the context image. Here in the figure, the white cylinder is generated for illustration and comparison purposes only. In addition, we also conducted a quantitative analysis of




Fig. 7: Original Image (left), Yolo Detection (middle), and pose estimation (right) result of our pipeline.

our models as shown in Table 2. Using the Small-Size-Huber-Loss and the Small-Size-MSE-Loss model, we can see the significant difference in the error of diameter estimation. The rotation error (based on the inner product of unit quaternions, $\Phi_6 \equiv 2 * \Phi_3$ in [52–54]), as well as the translation error, are also provided as a reference. Similar methods involving efficient prediction models for different tasks can be found in works such as [55–58], where data-efficient reinforcement learning, adaptive feature generation [59, 60], and reasoning structures are utilized for optimal results.

Table 2: Quantitative analysis of the pipeline performance with different models for curvature estimation

Metrics	Small-Size MSE-Loss Model	Small-Size Huber-Loss Model
YOLO Success Rate	0.967	0.967
IoU	0.963 ± 0.060	0.963 ± 0.060
Time Taken (s)	0.635 ± 0.156	0.626 ± 0.152
Diameter Error (HoI)	0.247 ± 0.208	0.176 ± 0.157
Rotation Error (rad)	2.524 ± 0.557	2.521 ± 0.558
Translation Error (HoI)	50.445 ± 19.109	50.731 ± 19.031

6 Discussion, Limitation, and Future Works

Our pipeline provides the flexibility to simultaneously be compatible with multiple target images, solving the scalability issue in existing public methods [10]. Specifically, considering the dataset generation process, our pipeline has the ability to complement the insufficient 3D clues that a single planar image may exhibit, which improves its compatibility in terms of target image categories. Similar processes can be applied to and enhance the performance of existing applications [61–64], which is not limited to the field of AR. For instance, eye-tracking algorithms [65–67] can also take similar approaches in addition to the machine-learning-primary

architecture to refine their results, which could be applied to the manufacturing of head-mounted displays [68, 69]. Applications in other fields, such as tracking and classifying irregular-shaped objects in real-time checkout systems mentioned in Tan et al.’s work [23] or general-purpose region tracking [70, 71], can also benefit from implementing an additional and synchronous layer of pose estimation.

During training, we found that Huber loss outperformed Mean Squared Error (MSE) loss in our curvature estimation model. This points to potential improvements by exploring alternative loss functions and refining the model’s architecture for optimal performance. Future efforts can focus on enhancing the model’s real-time performance, integrating advanced machine learning techniques like reinforcement learning or attention mechanisms [72, 73], and expanding the dataset to include a wider variety of shapes and textures. Additionally, we aim to further refine the curvature estimation model, optimizing its architecture for better accuracy and efficiency, similar to the optimization strategies discussed in [74–76] for self-supervised learning.

Additionally, though our approach to curved image pose estimation shows promise, it has specific limitations that suggest avenues for future research. One key limitation is related to our dataset. Minor errors introduced by Blender’s rendering optimization can cause the intrinsic matrix to inaccurately reflect the camera mapping, leading to discrepancies in pose estimation. A possible way that future work could address this issue is to generate datasets with a white-box rendering pipeline for improved accuracy.

By addressing these limitations and exploring these future directions, we hope to advance the field of curved image pose estimation, with significant implications for augmented reality and industrial applications.

7 Conclusion

In this paper, we have presented a comprehensive solution to the challenging problem of image pose estimation on a curved surface, offering both a concrete and scalable methodology and an in-depth analysis. Our work is grounded in the creation of a large synthetic dataset consisting of over 20,000 images, which serves as a foundation for training and evaluating our proposed models. We introduced a robust pipeline for 6D pose estimation of curved images, effectively leveraging a combination of YOLOv8 for object detection and a novel Convolutional Neural Network (CNN) architecture tailored for curvature estimation.

Our approach addresses the limitations of traditional methods that are restricted to single-image detection. By enabling the simultaneous detection of multiple target images, our pipeline significantly enhances the capability of pose estimation systems, paving the way for new possibilities in a variety of downstream applications. This is particularly impactful in the field of AR, where our model’s ability to accurately overlay digital content on physically curved surfaces enhances

user engagement and interaction. Additionally, our framework holds promise for broader industrial applications, including robotic manipulation and human-robot interaction, where precise tracking and pose estimation are critical.

References

- [1] Y. Kang, Z. Zhang, M. Zhao, X. Yang, and X. Yang, “Tie memories to e-souvenirs: Hybrid tangible ar souvenirs in the museum,” in *Adjunct Proceedings of the 35th Annual ACM Symposium on User Interface Software and Technology*, 2022, pp. 1–3.
- [2] X. Yang, Y. Kang, and X. Yang, “Retargeting destinations of passive props for enhancing haptic feedback in virtual reality,” in *2022 IEEE Conference on Virtual Reality and 3D User Interfaces Abstracts and Workshops (VRW)*. IEEE, 2022, pp. 618–619.
- [3] Y. Zhu, C. Honnet, Y. Kang, J. Zhu, A. J. Zheng, K. Heinz, G. Tang, L. Musk, M. Wessely, and S. Mueller, “Demonstration of chromocloth: Re-programmable multi-color textures through flexible and portable light source,” in *Adjunct Proceedings of the 36th Annual ACM Symposium on User Interface Software and Technology*, 2023, pp. 1–3.
- [4] J. Redmon, S. Divvala, R. Girshick, and A. Farhadi, “You Only Look Once: Unified, Real-Time Object Detection,” in *2016 IEEE Conference on Computer Vision and Pattern Recognition (CVPR)*. Las Vegas, NV, USA: IEEE, Jun. 2016, pp. 779–788. [Online]. Available: <http://ieeexplore.ieee.org/document/7780460/>
- [5] G. Jocher, A. Chaurasia, and J. Qiu, “Ultralytics YOLO,” Jan. 2023. [Online]. Available: <https://github.com/ultralytics/ultralytics>
- [6] D. Ma, S. Li, B. Dang, H. Zang, and X. Dong, “Fostc3net: A lightweight yolov5 based on the network structure optimization,” *Journal of Physics: Conference Series*, vol. 2824, no. 1, p. 012004, Aug. 2024. [Online]. Available: <http://dx.doi.org/10.1088/1742-6596/2824/1/012004>
- [7] A. Xiang, B. Huang, X. Guo, H. Yang, and T. Zheng, “A neural matrix decomposition recommender system model based on the multimodal large language model,” *arXiv preprint arXiv:2407.08942*, 2024.
- [8] D. Lowe, “Object recognition from local scale-invariant features,” in *Proceedings of the Seventh IEEE International Conference on Computer Vision*. Kerkyra, Greece: IEEE, 1999, pp. 1150–1157 vol.2. [Online]. Available: <http://ieeexplore.ieee.org/document/790410/>
- [9] Z. Zhang, “A flexible new technique for camera calibration,” *IEEE Transactions on Pattern Analysis and Machine Intelligence*, vol. 22, no. 11, pp. 1330–1334, Nov. 2000. [Online]. Available: <http://ieeexplore.ieee.org/document/888718/>
- [10] ZapWorks, “Curved image tracking,” <https://docs.zap.works/designer/tracking/curved-image-tracking>, accessed: 2024-05-10.

- [11] J. Malik and R. Rosenholtz, "Computing local surface orientation and shape from texture for curved surfaces," 1997.
- [12] H.-C. Dan, P. Yan, J. Tan, Y. Zhou, and B. Lu, "Multiple distresses detection for Asphalt Pavement using improved you Only Look Once Algorithm based on convolutional neural network," *International Journal of Pavement Engineering*, vol. 25, no. 1, p. 2308169, Dec. 2024, publisher: Taylor & Francis .eprint: <https://doi.org/10.1080/10298436.2024.2308169>. [Online]. Available: <https://doi.org/10.1080/10298436.2024.2308169>
- [13] W. Feng, S. Z. Zhao, C. Pan, A. Chang, Y. Chen, Z. Wang, and A. Y. Yang, "Digital twin tracking dataset (dttdd): A new rgb+depth 3d dataset for longer-range object tracking applications," in *2023 IEEE/CVF Conference on Computer Vision and Pattern Recognition Workshops (CVPRW)*, 2023, pp. 3289–3298. [Online]. Available: <https://doi.org/10.1109/CVPRW59228.2023.00331>
- [14] Y. He, Y. Wang, H. Fan, J. Sun, and Q. Chen, "Fs6d: Few-shot 6d pose estimation of novel objects," *arXiv*, vol. arXiv:2203.14628, 2022. [Online]. Available: <http://arxiv.org/abs/2203.14628>
- [15] R. Girshick, J. Donahue, T. Darrell, and J. Malik, "Rich feature hierarchies for accurate object detection and semantic segmentation," Oct. 2014, arXiv:1311.2524 [cs]. [Online]. Available: <http://arxiv.org/abs/1311.2524>
- [16] R. Girshick, "Fast R-CNN," Sep. 2015, arXiv:1504.08083 [cs]. [Online]. Available: <http://arxiv.org/abs/1504.08083>
- [17] S. Ren, K. He, R. Girshick, and J. Sun, "Faster R-CNN: Towards Real-Time Object Detection with Region Proposal Networks," Jan. 2016, arXiv:1506.01497 [cs]. [Online]. Available: <http://arxiv.org/abs/1506.01497>
- [18] Y. Tao, "Sqba: sequential query-based attack," in *Fifth International Conference on Artificial Intelligence and Computer Science (AICS 2023)*, vol. 12803, International Society for Optics and Photonics. SPIE, 2017, p. 128032Q.
- [19] —, "Meta learning enabled adversarial defense," in *2023 IEEE International Conference on Sensors, Electronics and Computer Engineering (ICSECE)*, 2023, pp. 1326–1330.
- [20] Y. Xin, J. Du, Q. Wang, Z. Lin, and K. Yan, "Vmt-adapter: Parameter-efficient transfer learning for multi-task dense scene understanding," in *Proceedings of the AAAI Conference on Artificial Intelligence*, vol. 38, no. 14, 2024, pp. 16 085–16 093.
- [21] Y. Xin, J. Du, Q. Wang, K. Yan, and S. Ding, "Mmap: Multi-modal alignment prompt for cross-domain multi-task learning," in *Proceedings of the AAAI Conference on Artificial Intelligence*, vol. 38, no. 14, 2024, pp. 16 076–16 084.
- [22] W. Liu, D. Anguelov, D. Erhan, C. Szegedy, S. Reed, C.-Y. Fu, and A. C. Berg, "SSD: Single Shot MultiBox Detector," 2016, vol. 9905, pp. 21–37, arXiv:1512.02325 [cs]. [Online]. Available: <http://arxiv.org/abs/1512.02325>

- [23] L. Tan, S. Liu, J. Gao, X. Liu, L. Chu, and H. Jiang, "Enhanced self-checkout system for retail based on improved yolov10," *arXiv preprint arXiv:2407.21308*, 2024.
- [24] B. Dang, W. Zhao, Y. Li, D. Ma, Q. Yu, and E. Y. Zhu, "Real-time pill identification for the visually impaired using deep learning," *arXiv preprint arXiv:2405.05983*, 2024.
- [25] H.-C. Dan, B. Lu, and M. Li, "Evaluation of asphalt pavement texture using multiview stereo reconstruction based on deep learning," *Construction and Building Materials*, vol. 412, p. 134837, Jan. 2024. [Online]. Available: <https://www.sciencedirect.com/science/article/pii/S0950061823045580>
- [26] D. Ma, Y. Yang, Q. Tian, B. Dang, Z. Qi, and A. Xiang, "Comparative analysis of x-ray image classification of pneumonia based on deep learning algorithm," 08 2024.
- [27] X.-S. Wang, S. A. Moore, J. D. Turner, and B. P. Mann, "A model-free sampling method for basins of attraction using hybrid active learning (hal)," *Communications in Nonlinear Science and Numerical Simulation*, vol. 112, p. 106551, 2022. [Online]. Available: <https://www.sciencedirect.com/science/article/pii/S1007570422001678>
- [28] H. Yan, Z. Wang, S. Bo, Y. Zhao, Y. Zhang, and R. Lyu, "Research on image generation optimization based deep learning," *Preprints*, August 2024. [Online]. Available: <https://doi.org/10.20944/preprints202408.0927.v1>
- [29] P. Besl and N. D. McKay, "A method for registration of 3-D shapes," *IEEE Transactions on Pattern Analysis and Machine Intelligence*, vol. 14, no. 2, pp. 239–256, Feb. 1992. [Online]. Available: <http://ieeexplore.ieee.org/document/121791/>
- [30] J. Xiang, J. Chen, and Y. Liu, "Hybrid multiscale search for dynamic planning of multi-agent drone traffic," *Journal of Guidance, Control, and Dynamics*, vol. 46, no. 10, pp. 1963–1974, 2023.
- [31] Y. Xiang, T. Schmidt, V. Narayanan, and D. Fox, "PoseCNN: A Convolutional Neural Network for 6D Object Pose Estimation in Cluttered Scenes," May 2018, arXiv:1711.00199 [cs]. [Online]. Available: <http://arxiv.org/abs/1711.00199>
- [32] X. Li and S. Liu, "Predicting 30-day hospital readmission in medicare patients: Insights from an lstm deep learning model," *medRxiv*, 2024. [Online]. Available: <https://www.medrxiv.org/content/early/2024/09/09/2024.09.08.24313212>
- [33] C. Wang, D. Xu, Y. Zhu, R. Martín-Martín, C. Lu, L. Fei-Fei, and S. Savarese, "Densefusion: 6d object pose estimation by iterative dense fusion," *arXiv*, vol. arXiv:1901.04780, 2019. [Online]. Available: <http://arxiv.org/abs/1901.04780>
- [34] S. Peng, Y. Liu, Q. Huang, H. Bao, and X. Zhou, "PVNet: Pixel-wise Voting Network for 6DoF Pose Estimation," Dec. 2018, arXiv:1812.11788 [cs]. [Online]. Available: <http://arxiv.org/abs/1812.11788>

- [35] X. Fan and C. Tao, "Towards resilient and efficient llms: A comparative study of efficiency, performance, and adversarial robustness," *arXiv preprint arXiv:2408.04585*, 2024.
- [36] X. Liu, Z. Yu, L. Tan, Y. Yan, and G. Shi, "Enhancing skin lesion diagnosis with ensemble learning," *arXiv preprint arXiv:2409.04381*, 2024.
- [37] X. Liu, Z. Yu, and L. Tan, "Deep learning for lung disease classification using transfer learning and a customized cnn architecture with attention," *arXiv preprint arXiv:2408.13180*, 2024.
- [38] X. Tang, Z. Wang, X. Cai, H. Su, and C. Wei, "Research on heterogeneous computation resource allocation based on data-driven method," *arXiv preprint arXiv:2408.05671*, 2024.
- [39] K. He, X. Zhang, S. Ren, and J. Sun, "Deep Residual Learning for Image Recognition," Dec. 2015, arXiv:1512.03385 [cs]. [Online]. Available: <http://arxiv.org/abs/1512.03385>
- [40] Y. Song, "Deep learning applications in the medical image recognition," *American Journal of Computer Science and Technology*, vol. 2, no. 2, pp. 22–26, Jul. 2019. [Online]. Available: <https://doi.org/10.11648/j.ajcst.20190202.11>
- [41] M. Li, Y. Zhou, G. Jiang, T. Deng, Y. Wang, and H. Wang, "Ddn-slam: Real-time dense dynamic neural implicit slam with joint semantic encoding," *arXiv preprint arXiv:2401.01545*, 2024.
- [42] C. Tan, C. Wang, Z. Lin, S. He, and C. Li, "Editable neural radiance fields convert 2d to 3d furniture texture," *International Journal of Engineering and Management Research*, vol. 14, no. 3, pp. 62–65, 2024.
- [43] Y. Zhou, Z. Zeng, A. Chen, X. Zhou, H. Ni, S. Zhang, P. Li, L. Liu, M. Zheng, and X. Chen, "Evaluating modern approaches in 3d scene reconstruction: Nerf vs gaussian-based methods," *arXiv e-prints*, pp. arXiv–2408, 2024.
- [44] Z. Zheng, P. Wang, D. Ren, W. Liu, R. Ye, Q. Hu, and W. Zuo, "Enhancing Geometric Factors in Model Learning and Inference for Object Detection and Instance Segmentation," Jul. 2021, arXiv:2005.03572 [cs]. [Online]. Available: <http://arxiv.org/abs/2005.03572>
- [45] X. Shen, Q. Zhang, H. Zheng, and W. Qi, "Harnessing XGBoost for robust biomarker selection of obsessive-compulsive disorder (OCD) from adolescent brain cognitive development (ABCD) data," in *Fourth International Conference on Biomedicine and Bioinformatics Engineering (ICBBE 2024)*, P. P. Piccaluga, A. El-Hashash, and X. Guo, Eds., vol. 13252, International Society for Optics and Photonics. SPIE, 2024, p. 132520U. [Online]. Available: <https://doi.org/10.1117/12.3044221>
- [46] Q. Zhang, W. Qi, H. Zheng, and X. Shen, "Cu-net: a u-net architecture for efficient brain-tumor segmentation on brats 2019 dataset," 2024. [Online]. Available: <https://arxiv.org/abs/2406.13113>
- [47] H. Zheng, Q. Zhang, Y. Gong, Z. Liu, and S. Chen, "Identification of prognostic biomarkers for stage iii non-small cell lung carcinoma in female

- nonsmokers using machine learning,” *arXiv preprint arXiv:2408.16068*, 2024. [Online]. Available: <https://doi.org/10.48550/arXiv.2408.16068>
- [48] A. F. Agarap, “Deep Learning using Rectified Linear Units (ReLU),” Feb. 2019, arXiv:1803.08375 [cs, stat]. [Online]. Available: <http://arxiv.org/abs/1803.08375>
 - [49] M. Muja and D. G. Lowe, “Fast approximate nearest neighbors with automatic algorithm configuration,” in *International Conference on Computer Vision Theory and Application VISSAPP’09*. INSTICC Press, 2009, pp. 331–340.
 - [50] E. L. Kaplan and P. Meier, “Nonparametric Estimation from Incomplete Observations,” *Journal of the American Statistical Association*, vol. 53, no. 282, pp. 457–481, Jun. 1958. [Online]. Available: <http://www.tandfonline.com/doi/abs/10.1080/01621459.1958.10501452>
 - [51] K. G. Derpanis, “Overview of the RANSAC Algorithm.”
 - [52] D. Q. Huynh, “Metrics for 3D Rotations: Comparison and Analysis,” *Journal of Mathematical Imaging and Vision*, vol. 35, no. 2, pp. 155–164, Oct. 2009. [Online]. Available: <http://link.springer.com/10.1007/s10851-009-0161-2>
 - [53] J. Zhang, X. Wang, W. Ren, L. Jiang, D. Wang, and K. Liu, “Ratt: Athought structure for coherent and correct llmreasoning,” *arXiv preprint arXiv:2406.02746*, 2024.
 - [54] Y. Tao, Y. Jia, N. Wang, and H. Wang, “The fact: Taming latent factor models for explainability with factorization trees,” in *Proceedings of the 42nd International ACM SIGIR Conference on Research and Development in Information Retrieval*, ser. SIGIR’19. New York, NY, USA: Association for Computing Machinery, 2019, p. 295–304.
 - [55] J. Zhang, X. Wang, Y. Jin, C. Chen, X. Zhang, and K. Liu, “Prototypical reward network for data-efficient rlhf,” *arXiv preprint arXiv:2406.06606*, 2024.
 - [56] D. Ma, M. Wang, A. Xiang, Z. Qi, and Q. Yang, “Transformer-based classification outcome prediction for multimodal stroke treatment,” *arXiv preprint arXiv:2404.12634*, 2024.
 - [57] X. Fan, C. Tao, and J. Zhao, “Advanced stock price prediction with xlstm-based models: Improving long-term forecasting,” *Preprints*, no. 2024082109, August 2024. [Online]. Available: <https://doi.org/10.20944/preprints202408.2109.v1>
 - [58] J. Xiang, J. Xie, and J. Chen, “Landing trajectory prediction for uas based on generative adversarial network,” in *AIAA SCITECH 2023 Forum*, 2023, p. 0127.
 - [59] X. Zhang, J. Zhang, B. Rekabdar, Y. Zhou, P. Wang, and K. Liu, “Dynamic and adaptive feature generation with llm,” *arXiv preprint arXiv:2406.03505*, 2024.

- [60] X. Zhang, J. Zhang, F. Mo, Y. Chen, and K. Liu, "Tifg: Text-informed feature generation with large language models," *arXiv preprint arXiv:2406.11177*, 2024.
- [61] Y. Kang, Y. Xu, C. P. Chen, G. Li, and Z. Cheng, "6: Simultaneous tracking, tagging and mapping for augmented reality," in *SID Symposium Digest of Technical Papers*, vol. 52. Wiley Online Library, 2021, pp. 31–33.
- [62] A. J. Bray, "Tracking Curved Objects by Perspective Inversion."
- [63] T. Deng, N. Wang, C. Wang, S. Yuan *et al.*, "Incremental joint learning of depth, pose and implicit scene representation on monocular camera in large-scale scenes," *arXiv preprint arXiv:2404.06050*, 2024.
- [64] Y. Weng and J. Wu, "Leveraging artificial intelligence to enhance data security and combat cyber attacks," *Journal of Artificial Intelligence General science (JAIGS) ISSN: 3006-4023*, vol. 5, no. 1, pp. 392–399, 2024.
- [65] R. Valenti and T. Gevers, "Accurate eye center location and tracking using isophote curvature," in *2008 IEEE Conference on Computer Vision and Pattern Recognition*, Jun. 2008, pp. 1–8, iSSN: 1063-6919. [Online]. Available: <https://ieeexplore.ieee.org/document/4587529/?arnumber=4587529>
- [66] Y. Weng and J. Wu, "Big data and machine learning in defence," *International Journal of Computer Science and Information Technology*, vol. 16, no. 2, 2024.
- [67] —, "Fortifying the global data fortress: a multidimensional examination of cyber security indexes and data protection measures across 193 nations," *International Journal of Frontiers in Engineering Technology*, vol. 6, no. 2, 2024.
- [68] Y. Song, P. Arora, R. Singh, S. T. Varadharajan, M. Haynes, and T. Starner, "Going blank comfortably: Positioning monocular head-worn displays when they are inactive," in *Proceedings of the 2023 ACM International Symposium on Wearable Computers*, ser. ISWC '23. New York, NY, USA: Association for Computing Machinery, Oct. 2023, p. 114–118. [Online]. Available: <https://doi.org/10.1145/3594738.3611375>
- [69] Y. Song, P. Arora, S. T. Varadharajan, R. Singh, M. Haynes, and T. Starner, "Looking from a different angle: Placing head-worn displays near the nose," in *Proceedings of the Augmented Humans International Conference 2024*, ser. AHs '24. New York, NY, USA: Association for Computing Machinery, Apr. 2024, p. 28–45. [Online]. Available: <https://doi.org/10.1145/3652920.3652946>
- [70] B. Bascle and R. Deriche, "Region tracking through image sequences," in *Proceedings of IEEE International Conference on Computer Vision*, Jun. 1995, pp. 302–307. [Online]. Available: <https://ieeexplore.ieee.org/document/466925/>
- [71] T. Deng, Y. Zhou, W. Wu, M. Li, J. Huang, Liu *et al.*, "Multi-modal uav detection, classification and tracking algorithm," *arXiv preprint arXiv:2405.16464*, 2024.
- [72] W. Xubo, W. Ying, L. Xintao, Y. Zhi, G. Xingxin, W. Zhizhong, and Y. Yuanfang, "Application of Adaptive Machine Learning Systems in

- Heterogeneous Data Environments,” *Global Academic Frontiers*, vol. 2, no. 3, Jul. 2024. [Online]. Available: <https://doi.org/10.5281/zenodo.12684615>
- [73] Y. Jin, W. Zhou, M. Wang, M. Li, X. Li, T. Hu, and X. Bu, “Online learning of multiple tasks and their relationships: Testing on spam email data and eeg signals recorded in construction fields,” *arXiv preprint arXiv:2406.18311*, 2024.
 - [74] H. Zhao, Y. Lou, Q. Xu, Z. Feng, Y. Wu, T. Huang, L. Tan, and Z. Li, “Optimization strategies for self-supervised learning in the use of unlabeled data,” *Journal of Theory and Practice of Engineering Science*, vol. 4, no. 05, pp. 30–39, 2024.
 - [75] Y. Weng, Y. Cao, M. Li, and X. Yang, “The application of big data and ai in risk control models: Safeguarding user security,” *International Journal of Frontiers in Engineering Technology*, vol. 6, no. 3, 2024.
 - [76] Y. Qiao, K. Li, J. Lin, R. Wei, C. Jiang, Y. Luo, and H. Yang, “Robust domain generalization for multi-modal object recognition,” *arXiv preprint arXiv:2408.05831*, 2024.