

# Scattering of CO from vacant-MoSe<sub>2</sub> with O adsorbates: is CO<sub>2</sub> formed?

Raúl Bombín,<sup>\*,†</sup> Ricardo Díez Muiño,<sup>\*,‡</sup> J. Iñaki Juaristi,<sup>\*,¶,§,‡</sup> and Maite Alducin<sup>\*,§,‡</sup>

<sup>†</sup>*Institut des Sciences Moléculaires (ISM), Université de Bordeaux, 351 Cours de la Libération, 33405 Talence, France*

<sup>‡</sup>*Donostia International Physics Center (DIPC), Paseo Manuel de Lardizabal 4, 20018 Donostia-San Sebastián, Spain*

<sup>¶</sup>*Departamento de Polímeros y Materiales Avanzados: Física, Química y Tecnología, Facultad de Químicas (UPV/EHU), Apartado 1072, 20080 Donostia-San Sebastián, Spain*

<sup>§</sup>*Centro de Física de Materiales CFM/MPC (CSIC-UPV/EHU), Paseo Manuel de Lardizabal 5, 20018 Donostia-San Sebastián, Spain*

E-mail: raul.bombin@u-bordeaux.fr; rdm@ehu.eus; josebainaki.juaristi@ehu.eus;  
maite.alducin@ehu.eus

## Abstract

Using ab initio molecular dynamics (AIMD) simulations, based on density functional theory that also accounts for van der Waals interactions, we study the oxidation of gas phase CO on MoSe<sub>2</sub> with a Se vacancy and oxygen coverage of 0.125 ML. In the equilibrium configuration, one of the O atoms is adsorbed on the vacancy and the other one atop one Se atom. Recombination of the CO molecule with the second of these O atoms to form CO<sub>2</sub> is a highly exothermic reaction, with an energy gain of around 3 eV. The likeliness of the CO oxidation reaction on this surface is next examined by calculating hundreds of AIMD trajectories for incidence energies that suffice to overcome the energy barriers in the entrance channel of the CO oxidative recombination. In spite of it, no CO<sub>2</sub> formation event is obtained. In most of the calculated trajectories the incoming CO molecule is directly reflected and in some cases, mainly at low energies, the molecules remain trapped at the surface but without reacting. As important conclusion, our AIMD simulations show that the recombination of CO molecules with adsorbed O atoms is a very unlikely reaction in this system, despite its large exothermicity.

## Introduction

In the last years, the possibility of using two-dimensional (2D) materials for catalysis<sup>1-6</sup> and gas sensing<sup>7-10</sup> has been broadly explored. Different families of 2D materials, like transition metal carbides or nitrides<sup>11</sup> and transition metal dichalcogenides (TMD),<sup>12-18</sup> have been considered for these purposes. The motivation roots in the exceptional properties that these materials exhibit for such applications, as for example, a large surface to volume ratio and good electronic and optical properties. Importantly, their properties can be tuned by several procedures, including application of strain,<sup>19</sup> application of an external electric field,<sup>20</sup> creation of vacancies,<sup>21-25</sup> stacking different two-dimensional materials,<sup>10,26</sup> and even by considering non 2D configurations.<sup>27-29</sup> The latter permits to engineer new 2D materials with

the desired properties. For gas sensing and electrocatalysis applications, TMD semiconductors, in which we focus on in this work, offer the advantage of being easily implemented with electrodes,<sup>16</sup> while overcoming the zero band-gap problem of graphene that complicates its implementation in electronic circuits.<sup>30</sup>

Focusing on the usage of TMDs as catalysts for diverse chemical processes, their applicability is promising. There are various studies exploring the catalytic properties of TMDs for the hydrogen evolution reaction (HER)<sup>3,24,25,31-34</sup> and the oxygen evolution reaction (OER).<sup>35-37</sup> These are the two reactions involved in water splitting, a key process for sustainable energy production. In the case of HER, TMD materials appear as good alternatives to precious metals such as platinum. However, pristine TMDs exhibit poor performance for OER due to the large binding energies of intermediate products on the TMD surface.<sup>35</sup> Nonetheless, both theory and experiments reveal that the efficiency of these two reactions can be enhanced at the edges of the nanosheets,<sup>3,36,37</sup> around chalcogen and metal vacancies,<sup>24,31,32</sup> and by doping the nanosheet.<sup>33</sup> Other chemical reactions that are the focus on theoretical studies of the TMD catalytic properties include, for example, CO<sub>2</sub> reduction to produce acids and other valuable products,<sup>1,2,6,38-43</sup> N<sub>2</sub> reduction to produce ammonia,<sup>44</sup> production of ethanol from syngas,<sup>45</sup> and also CO oxidation on MoS<sub>2</sub> doped with metal atoms,<sup>46,47</sup> on PtTe<sub>2</sub> in the presence of O<sub>2</sub><sup>48</sup> and on the Janus WSSe surface.<sup>49</sup>

In the aforementioned bibliography, the catalytic properties are commonly determined in terms of the adsorption energies and minimum energy paths of the reaction considered. Being the latter the common procedure, the purpose and novelty of our work are to explore the catalytic properties of MoSe<sub>2</sub> for CO<sub>2</sub> formation but from a different perspective. In particular, we focus on the dynamics of the recombination process between one O atom adsorbed on the MoSe<sub>2</sub> surface with a Se vacancy and a gas-phase CO molecule. This kind of reaction process, which can occur upon a single collision of the gas species with either the adsorbate (direct Eley-Rideal) or the surface (indirect Eley-Rideal) or after few collisions that serve to slow down the incoming atom/molecule (hot atom/molecule abstraction), are

expected to efficiently compete with the thermal Langmuir-Hinshelwood recombination when the adsorbate is strongly bound to the surface. This is precisely the case in the dissociative adsorption of  $O_2$  on the  $MoSe_2$  surface with a Se vacancy. DFT calculations with the revPBE-vdW exchange-correlation functional developed by Dion *et al.*<sup>50</sup> showed that the dissociative adsorption of  $O_2$  is exothermic, being the adsorption energies of the nascent O atoms that adsorb at different sites  $-2.872$  eV and  $-7.3$  eV.<sup>51</sup> Our new calculations for the recombinative formation of  $CO_2$  via an Eley-Rideal mechanism show that the reaction is energetically favored and thus, motivated us to study the process with ab initio molecular dynamics simulations (AIMD). Interestingly, none of the incoming CO molecules is able to abstract an O adatom and form  $CO_2$ , even if the molecule has enough energy to overcome the entrance barriers for the reaction. These results remark the importance of going beyond static calculations of the reaction energetics in determining the catalyzing character of the material under consideration.

The paper is organized as follows, the general computational settings employed to both model the system and simulate the reaction dynamics with the AIMD methodology are detailed in the Theoretical Methods section. The Results and Discussion section starts with the analysis of the energetics of the main reactions that may occur in the system for the incidence conditions considered, i.e., a gas-phase CO impinging on the  $MoSe_2$  surface with a Se vacancy and an oxygen coverage of 0.125 ML. Next, the AIMD results are presented and discussed in the light of the information extracted from the in depth analysis of the trajectories. The summary and conclusions of our work are given in the last section.

## Theoretical Methods

### General DFT computational settings

All DFT calculations are performed with the Vienna *ab initio* simulation package (VASP)<sup>52</sup> using the revPBE-vdW exchange-correlation functional proposed by Dion *et al.*<sup>50</sup> The ionic

cores are described with the projector augmented wave (PAW) method<sup>53</sup> implemented in VASP.<sup>54</sup> Specifically, we use the PAW potentials for Mo, Se, O, and C that have 14, 6, 6, and 4 valence electrons, respectively. The Kohn-Sham states are expanded in a plane-wave basis set using an energy cutoff of 700 eV. The Brillouin zone integration is performed with a  $\Gamma$ -centered  $4\times 4\times 1$  Monkhorst–Pack grid of special  $\mathbf{k}$ -points.<sup>55</sup> A Gaussian smearing of 0.1 eV is used for electronic state occupancies.

Calculations are performed for the  $1H$  phase of the  $\text{MoSe}_2$  monolayer with a small concentration of non-interacting Se vacancies (denoted as  $\text{MoSe}_2\text{-vSe}$  hereafter). Following ref 51, the latter is adequately described by a  $4\times 4$  surface supercell that contains a single Se vacancy and is separated from its periodic image by 23 Å of vacuum along the surface normal. The value of the hexagonal lattice constant is  $a=3.386$  Å.<sup>51</sup> The  $\text{O}_2$  molecule is dissociatively adsorbed in the configuration analyzed in ref 51. Namely, one of the O atoms is adsorbed on top of the Se vacancy and the other one on top of the closest Se atom. The O atom in the vacancy is located at  $z = -0.62$  Å below the surface, the O atom on top of the Se atom is located at  $z=1.57$  Å above the surface, and the distance between them is  $d(\text{O-O})=4.01$  Å. Dissociation of the  $\text{O}_2$  molecule in this configuration is exothermic by 3.3 eV. We denote this structure as  $2\text{O-MoSe}_2\text{-vSe}$ .

## AIMD Initial Conditions

The interaction dynamics of CO with the  $2\text{O-MoSe}_2\text{-vSe}$  surface is studied with total energy-conserving AIMD simulations for an initial substrate temperature of 100 K. The initial positions and velocities of the atoms in the substrate are randomly taken from a canonical ensemble of configurations. The latter is generated by thermalizing the  $2\text{O-MoSe}_2\text{-vSe}$  substrate at 100 K during more than 10 ps using the Nosé-Hoover thermostat<sup>56</sup> implemented in VASP. The use of constant-energy AIMD simulations with an appropriate set of initial positions and velocities constitutes a reasonable approximation to incorporate surface temperature effects during the short simulation time of interest (up to 1.0–1.4 ps in our case).<sup>57</sup>

This is a common procedure in gas-surface dynamics simulations.<sup>57-67</sup>

The CO molecule starts with its center of mass (CM) located at a distance  $Z_{\text{cm}} = 6 \text{ \AA}$  from the 2O-MoSe<sub>2</sub>-vSe surface with the vibrational zero-point energy and zero rotational energy. The initial molecular orientation and CM position in the  $(x, y)$ -plane parallel to the surface are randomly sampled. The  $(X_{\text{cm}}, Y_{\text{cm}})$ -sampling however focuses on the simulation cell area that contains the O adatoms with the purpose of optimizing the computational effort (see below). The molecule impinges perpendicular to the surface (i.e., normal incidence). Simulations are performed for five different initial translational energies, namely,  $E_i=0.2, 0.4, 0.6, 0.8,$  and  $1.0 \text{ eV}$ . For each  $E_i$ , 200 AIMD trajectories are run using the Beeman predictor-corrector algorithm with an integration time step of 1 fs. At the end of each AIMD trajectory, the impinging CO is considered reflected when its center of mass reaches a distance from the Se topmost layer  $Z_{\text{cm}} \geq 6 \text{ \AA}$  with positive velocity along the surface normal ( $P_{\text{cm},z} > 0$ ). It is considered trapped if after reaching the maximum integration time of 1 ps, the previous condition was not met. In the case of recombinative CO<sub>2</sub> formation, the same criteria is used to distinguish between CO<sub>2</sub> desorption and trapping.

## Results and Discussion

The calculated reaction energies summarized in table 1 show that both the recombinative CO<sub>2</sub> adsorption ( $-3.437 \text{ eV}$ ) and abstraction ( $-3.174 \text{ eV}$ ) involving the O atom adsorbed atop Se ( $O_{\text{top}}$  hereafter) are highly exothermic. Recombination with the O atom adsorbed in the Se vacancy ( $O_{\text{vac}}$  hereafter) is energetically less favored. In particular, adsorption is exothermic by only  $-0.286 \text{ eV}$ , while abstraction becomes endothermic, being the reaction energy  $1.297 \text{ eV}$ . The different adsorption energy for  $O_{\text{top}}$  ( $-2.872 \text{ eV}$ ) and  $O_{\text{vac}}$  ( $-7.300 \text{ eV}$ )<sup>51</sup> is the main reason for the different reaction energies obtained with each adsorbate. CO adsorption near  $O_{\text{top}}$  although exothermic is energetically less favored than CO<sub>2</sub> formation. In this adsorption configuration (denoted as CO<sub>h</sub> in table 1), the CO center of

mass is practically over a hollow site (see the black-framed panel in Figure 1). Interestingly, the calculated  $\text{CO}_h$  adsorption energy on 2O-MoSe<sub>2</sub>-vSe ( $-0.154$  eV) is similar to that of CO adsorbed over a hollow site on pristine MoSe<sub>2</sub> ( $-0.143$  eV).<sup>51</sup> Nonetheless, since the focus of this work is the recombinative formation of CO<sub>2</sub>, we did not perform a systematic analysis of all possible CO adsorption configurations on 2O-MoSe<sub>2</sub>-vSe and, therefore, we cannot discard the existence of CO adsorption configurations more stable than  $\text{CO}_h$ .

**Table 1: Reaction energies  $E$  for  $\text{CO}_{(g)} + \text{O}_{(a)}$  recombinative abstraction,  $\text{CO}_{(g)} + \text{O}_{(a)}$  recombinative adsorption, and  $\text{CO}_{(g)}$  adsorption on the 2O-MoSe<sub>2</sub>-vSe surface. Corresponding reactant/product adsorption sites are also indicated. The subscripts (g) and (a) stand for “gas” and “adsorbed”, respectively.**

Reaction	Reactant/Product Adsorption Site	$E$ (eV)
$\text{CO}_{(g)} + \text{O}_{(a)} \rightarrow \text{CO}_{2(g)}$	$\text{O}_{\text{top}}/-$	$-3.174$
$\text{CO}_{(g)} + \text{O}_{(a)} \rightarrow \text{CO}_{2(g)}$	$\text{O}_{\text{vac}}/-$	$1.297$
$\text{CO}_{(g)} + \text{O}_{(a)} \rightarrow \text{CO}_{2(a)}$	$\text{O}_{\text{top}}/ \text{CO}_{2 \text{O}_{\text{vac}}}$	$-3.437$
$\text{CO}_{(g)} + \text{O}_{(a)} \rightarrow \text{CO}_{2(a)}$	$\text{O}_{\text{vac}}/ \text{CO}_{2 \text{O}_{\text{vac}}}$	$-0.286$
$\text{CO}_{(g)} \rightarrow \text{CO}_{(a)}$	$-/\text{CO}_h$	$-0.154$

In addition to calculating the reaction energy, we carried out a preliminary inspection of the possible energy barriers the incoming CO may encounter while approaching the surface. For simplicity, we focused on exploring a few paths running close to  $\text{O}_{\text{top}}$ . In these calculations the height of the C atom  $z_C$  (and the 3 coordinates of one Mo atom located more than  $7 \text{ \AA}$  away the O adsorbates) are always fixed. In some paths, also the  $(x, y)$  coordinates of the C and O atoms forming the molecule are fixed. The rest of degrees of freedom are allowed to relax until forces are smaller than  $0.015 \text{ eV/\AA}$ . The dependence of the potential energy on  $z_C$  along these inspection paths is represented in Figure 1. A vertically oriented CO approaching atop  $\text{O}_{\text{top}}$  will face an energy barrier of about  $0.378$  eV, if the CO molecule is forced to stay perpendicular to  $\text{O}_{\text{top}}$  by fixing the center of mass coordinates  $(X_{\text{cm}}, Y_{\text{cm}})$  (green diamonds). The abrupt energy decrease at  $z_C \simeq 3.5 \text{ \AA}$  corresponds to abstraction of the adsorbed O to form a vertically oriented CO<sub>2</sub> (see top and side views of the structures at points  $a$  and  $b$  in Figure 1). Note that the energy at  $b$  is greater than that of desorbed CO<sub>2</sub> (asymptotic limit of the CO<sub>2</sub> curves plotted by blue and brown triangles in the figure), sug-

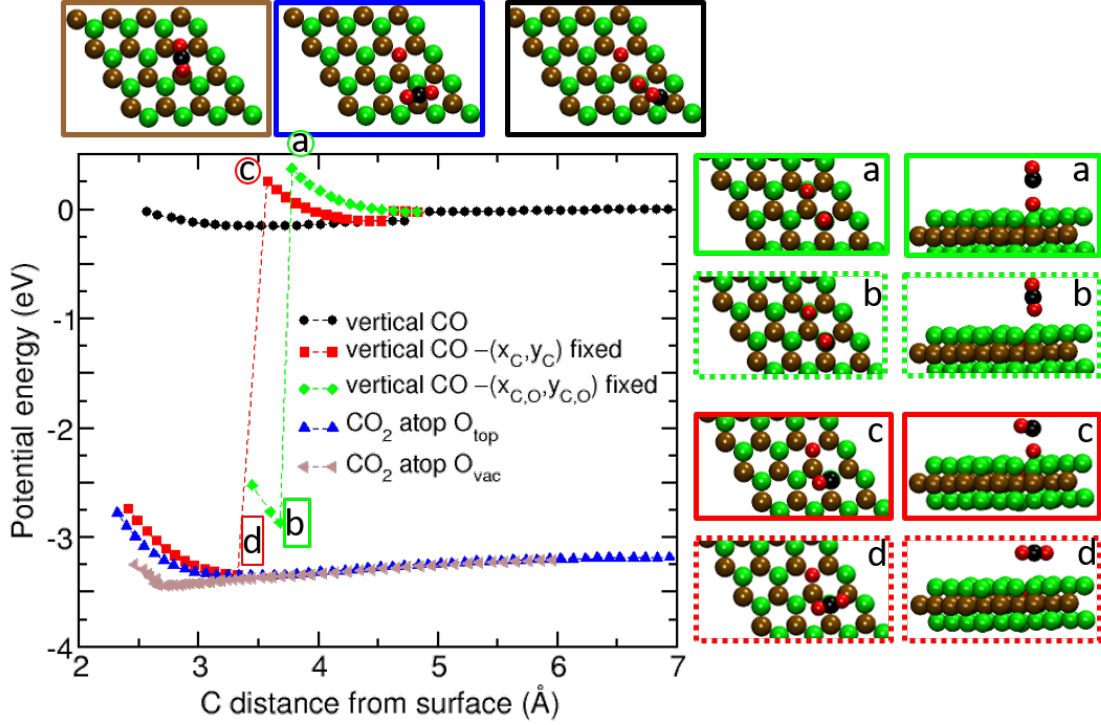


Figure 1: Potential energy against the C distance from the topmost Se layer  $z_C$ . The zero reference energy corresponds to CO in the middle of vacuum. Black, red, and green curves correspond to a vertically oriented CO approaching the surface above  $O_{\text{top}}$  under different relaxation conditions (see text for details). Brown and blue curves correspond, respectively, to the  $\text{CO} + O_{\text{top}}$ -recombined  $\text{CO}_2$  approaching the surface over  $O_{\text{vac}}$  and over the Se atom on which  $O_{\text{top}}$  was adsorbed. The three structures on the top and from left to right correspond to the minimum energy configurations for the  $\text{CO}_2$  atop  $O_{\text{vac}}$ ,  $\text{CO}_2$  atop  $O_{\text{top}}$ -vacancy, and vertical CO curves. Top and side views of the structures before and after the discontinuities in the red and green vertical CO curves are shown in the right panels. Se (top layer), Mo, O, and C are plotted in green, brown, red, and black, respectively.



gesting that an eventually formed vertical- $\text{CO}_2$  will end desorbing. The latter was confirmed with an ulterior structural relaxation of the system configuration at  $b$ , which ends with the  $\text{CO}_2$  molecule in vacuum. A similar energy barrier (0.260 eV) is found when only the C coordinates ( $x_C, y_C, z_C$ ) are fixed (red squares). In this case CO can tilt while approaching  $\text{O}_{\text{top}}$  (see structure  $c$  in Figure 1) and also ends forming  $\text{CO}_2$  (see structure  $d$ ), giving rise to the energy drop observed between points  $c$  and  $d$  in the figure. In this case the formed molecule is oriented parallel to the surface and it is energetically more stable than the desorbed  $\text{CO}_2$ . Finally, when only  $z_C$  is fixed while approaching over  $\text{O}_{\text{top}}$ , CO tilts and is progressively repealed away the initial  $\text{O}_{\text{top}}$ -C vertical line, avoiding the energy barriers found in the two previous paths. The minimum energy configuration along this path is shown in the black framed panel. For completeness, we also calculate potential energy curves against  $z_C$  for the  $\text{CO}_2$  formed from  $\text{CO}_{(\text{g})} + \text{O}_{\text{top}}$ . In these calculations only  $z_C$  is fixed. Energies for  $\text{CO}_2$  approaching over  $\text{O}_{\text{vac}}$  and atop the Se atom on which  $\text{O}_{\text{top}}$  was adsorbed prior recombining are respectively plotted by brown and blue curves in Figure 1. Corresponding minimum energy structures are depicted in the brown and blue framed panels.

Although  $\text{CO}_2$  formation and desorption upon  $\text{O}_{\text{top}}$  abstraction is energetically favored, the previous analysis casts some doubts regarding the likeliness of the reaction. The explored paths present energy barriers in the entrance channel that may difficult the required approach of the CO molecule to  $\text{O}_{\text{top}}$  prior recombining. Nevertheless, we cannot exclude the existence of other complex but more favorable reaction paths with lower or nonexistent energy barriers. In this respect, there are many examples showing that the incoming gaseous species can also capture the adsorbate upon reflecting once (indirect ER recombination) or several times (hot atom/molecule recombination) with the surface. Both direct and indirect ER recombination are observed in molecular dynamics (MD) and AIMD simulations of  $\text{H}_{(\text{g})}$  scattered off  $\text{Cl}/\text{Au}(111)$ <sup>68,69</sup> and  $\text{H}/\text{Cu}(111)$ <sup>70,71</sup> and in MD simulations of  $\text{N}_{(\text{g})}$  scattered off N-covered  $\text{Ag}(111)$ <sup>72,73</sup> and N-covered  $\text{W}(110)$ ,<sup>74-76</sup> whereas only indirect ER occurs in the N-covered  $\text{W}(100)$ <sup>74,75</sup> even at grazing incidence conditions at which direct ER is likely

to occur<sup>76</sup> and, important for the present study, in the formation of  $\text{CO}_2$  by  $\text{O}_{(\text{g})}$  atoms impinging on  $\text{CO}/\text{Pt}(111)$ .<sup>77</sup> In the case of  $\text{H}_{(\text{g})}$  impinging on H-covered  $\text{W}(110)$  and  $\text{W}(100)$  surfaces, all ER recombinations are indirect,<sup>76</sup> being also important the hot atom mechanism as shown in ulterior simulations performed at finite coverage.<sup>78–80</sup>

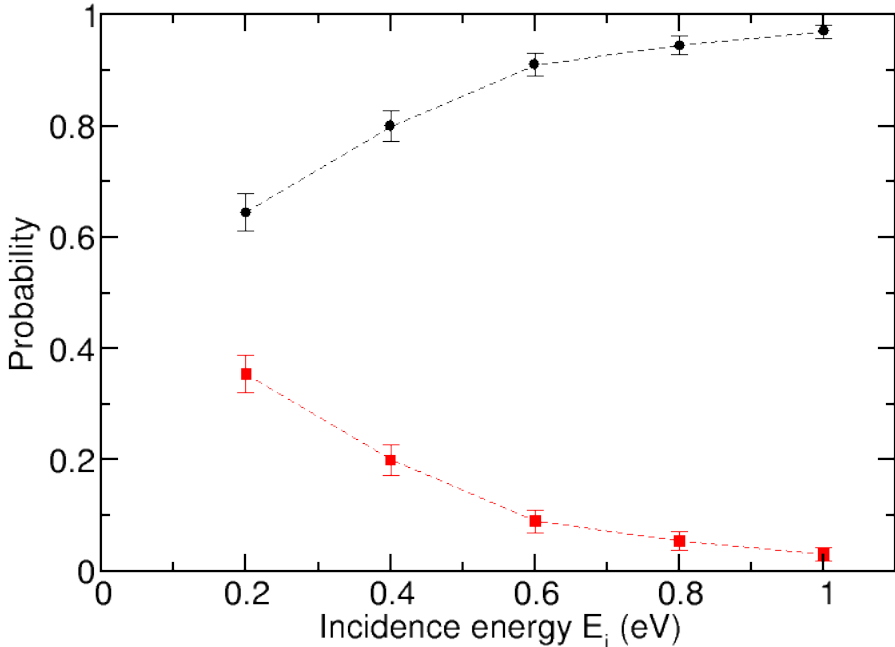


Figure 2: Scattering (black circles) and trapping (red squares) probability against incidence energy  $E_i$  for CO impinging normal to the 2O-MoSe<sub>2</sub>-vSe surface.

Considering the rich reactivity observed in other systems, the results of our AIMD calculations are quite surprising. Even if most of the simulated incidence energies ( $E_i = 0.2–1.0$  eV) suffice to overcome the energy barriers explored in Figure 1, none of the trajectories led to  $\text{CO}_2$  formation. The latter includes both desorption and trapping (adsorption) of the expected  $\text{CO}_{(\text{g})} + \text{O}_{(\text{a})}$  recombination. There are only two possible outcomes observed at the end of simulations that correspond to the impinging CO being either reflected or molecularly trapped on the surface. Processes such as  $\text{O}_{(\text{a})}$  atomic desorption or  $\text{O}_2$  recombinative desorption are highly endothermic and, therefore, energetically forbidden for the incidence

energies here considered. Figure 2 shows the probabilities for CO reflection and trapping as a function of the incidence energy  $E_i$ . At the lowest considered energy ( $E_i = 0.2$  eV) 65% of the molecules are reflected, whereas a high 35% of them remain dynamically trapped at the end of the simulations (1 ps). Once the first collision with the surface takes place within a short interval of 2–4 fs, the trapped CO molecules experience a second rebound in the vacuum side at very diverse heights ( $3.5 \leq Z_{\text{cm}} < 6$  Å) and are attracted back to the surface. After extending the integration time up to about 1.4 ps, all these molecules stay below 6 Å from the surface, but the final outcome of these trajectories at longer times remains unclear with our limited-time dynamics (see Figure S1 in the Supporting Information). As  $E_i$  increases, the trapping probability rapidly decreases in favor of CO reflection. Thus, at the largest  $E_i = 1$  eV more than 95% of the molecules are reflected. With very few exceptions, observed at lower incidence energies, the reflection process occurs after the very first collision with the surface. For  $E_i = 0.2, 0.4$  eV, the first (classical) turning point of the reflected molecules is distributed in three regions depending on whether CO collides near  $O_{\text{top}}$  ( $Z_{\text{cm}} \geq 3.5$  Å), near  $O_{\text{vac}}$  ( $Z_{\text{cm}} \leq 2.25$  Å), or at other points on the surface ( $2.25 < Z_{\text{cm}} < 3.5$  Å). These turning point regions move closer to the surface and broaden as  $E_i$  increases. The turning point distributions for the trapped molecules exhibit a less featured structure. All these observations can be seen in Figures S2, S3, and S4 in the Supporting Information.

A more thorough analysis of the trajectories allows us to better understand the lack of recombination processes. Figures 3 and 4 show the evolution along the incoming trajectory of the CO center of mass coordinates ( $X_{\text{cm}}, Y_{\text{cm}}$ ) and the polar angle w.r.t. the surface normal of the CO molecular axis  $\theta$  for incidence energies  $E_i = 0.4$  eV and  $E_i = 0.8$  eV, respectively. (Note in passing that the center of mass position at  $Z_{\text{cm}} = 4.5$  Å provides a clear idea of the area covered by the random distribution over the surface that was used in the initial conditions sampling described in sec AIMD Initial Conditions.) The number of reflected and trapped molecules that reach a certain height  $Z_{\text{cm}}$  during the initial approach is written on each column, providing information on how many molecules have experienced the first

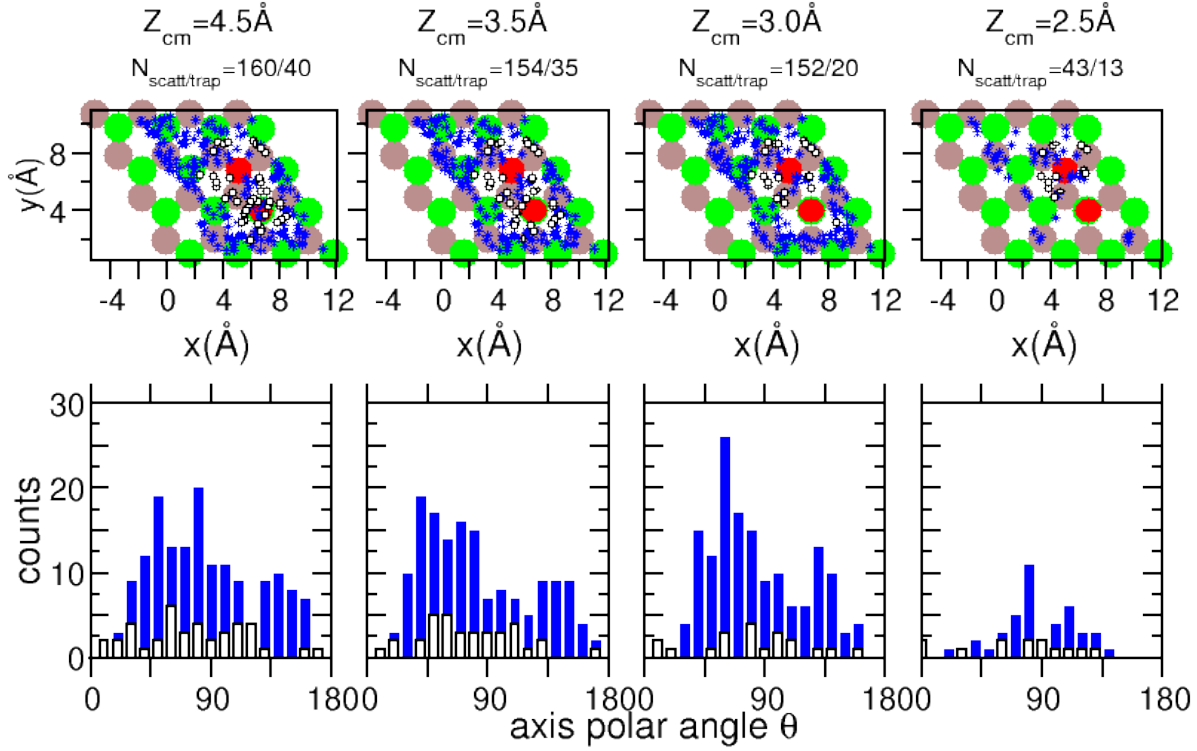


Figure 3: Evolution of the reflected (blue crosses and bars) and trapped (black empty circles and bars) CO molecules along the incoming trajectory impinging normal to 2O-MoSe<sub>2</sub>-vSe with an initial incidence kinetic energy  $E_i = 0.4$  eV. Top: CO center of mass position over the surface unit cell when first reaching the height  $Z_{cm}$  given above each column together with the number of reflected and trapped CO that reach that height. Bottom: polar angle distribution of CO molecular axis for a  $10^\circ$  binning. Se (top layer) and Mo surface atoms and O adatoms are represented by green, brown, and red circles, respectively.

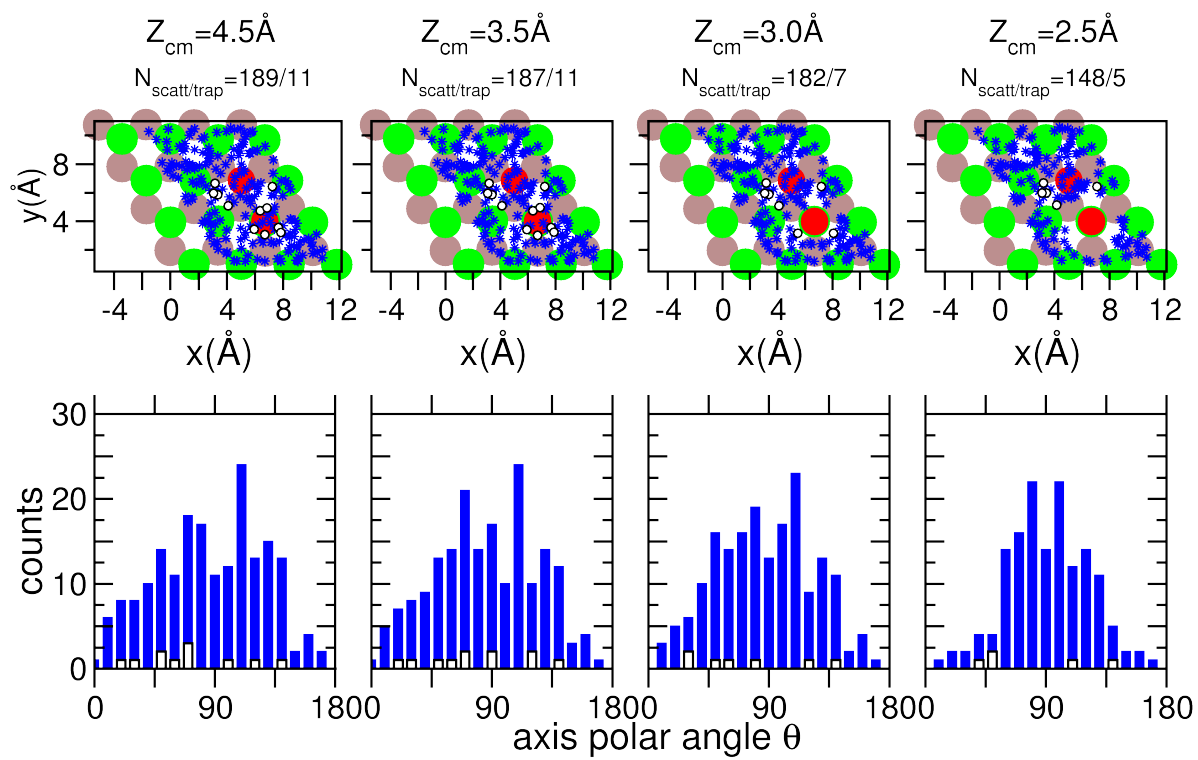


Figure 4: Same as Figure 3 but for initial incidence kinetic energy  $E_i = 0.8 \text{ eV}$ .

collision with the surface between two consecutive height values. The most salient feature in both figures is the inability of the CO molecules to get close enough to  $O_{\text{top}}$ . In the case of  $E_i = 0.4$  eV, already at  $Z_{\text{cm}} = 3.5$  Å, molecules that were impinging nearby  $O_{\text{top}}$  have been reflected (6 molecules) or have been deviated to remain trapped at the surface (5 molecules). At the higher energy  $E_i = 0.8$  eV (Figure 4), the molecules can get closer. Yet two of the molecules incoming above  $O_{\text{top}}$  have already been reflected at  $Z_{\text{cm}} = 3.5$  Å and at  $Z_{\text{cm}} = 3$  Å all the molecules that were approaching  $O_{\text{top}}$  have been reflected or deviated from the  $O_{\text{top}}$  proximity in the case of the trapped molecules. Interestingly, a majority of the molecules that can get as close to the surface as  $Z_{\text{cm}} = 2.5$  Å are the ones that are in the region close to  $O_{\text{vac}}$ . However,  $O_{\text{vac}}$  is buried in the Se topmost layer ( $-0.62$  Å)<sup>51</sup> and strongly bound to the substrate, such that recombination does not take place. Regarding the  $\theta$  distributions, there is no noticeable effect related to the orientation of the molecules, except for a certain predominance of near parallel orientations ( $45^\circ < \theta < 135^\circ$ ) at the closest distances.

These results are consistent with the information obtained from the reaction paths analyzed in Figure 1. The reaction is highly exothermic and direct once the CO molecule is close to  $O_{\text{top}}$ , with the C atom at a distance from the surface below 3.5–4 Å depending on its orientation. However, the energy barriers that exist in the incoming path prevent the molecules from reaching that configuration. As a consequence, the CO molecules either reflect directly on top of  $O_{\text{top}}$  before getting close enough to react, or are deviated and remain trapped at the surface. Though we cannot completely exclude that the trapped molecules may eventually get close to the  $O_{\text{top}}$  in a proper orientation and react, the probability for this process is expected to be very low, considering that it has not occurred in any of the trapped trajectories for which the integration time has been increased up to 1.2–1.4 ps. In any case, in spite of its high exothermicity, direct ER recombination between CO impinging from vacuum and  $O_{\text{top}}$  can apparently be excluded. To further support this conclusion, one additional trajectory was run for each  $E_i$ , in which the initial CO coordinates correspond to a vertically oriented CO located exactly above  $O_{\text{top}}$  at height  $Z_{\text{cm}} \simeq 4.5$  Å. The turning point

(taken as the height of the C atom) decreases to 2.49 Å for  $E_i = 0.2$  eV and to 2.03 Å for  $E_i = 1.0$  eV but in all cases the CO molecule bounces back into vacuum highly rotationally excited without forming a stable  $O_{\text{top}}\text{-C}$  bound.

Regarding the difference between reflected and trapped CO, Figures 3 and 4 suggest that those molecules initially impinging over or nearby  $O_{\text{top}}$  are more likely to be trapped after the first collision with the surface. But there is also a certain amount of trapped molecules that were initially located nearby  $O_{\text{vac}}$ . The evolution of the molecular orientation features no apparent differences between reflected and trapped CO. Altogether the difference between direct reflection and trapping seems related to minor details of the potential energy felt by the incoming CO molecule.

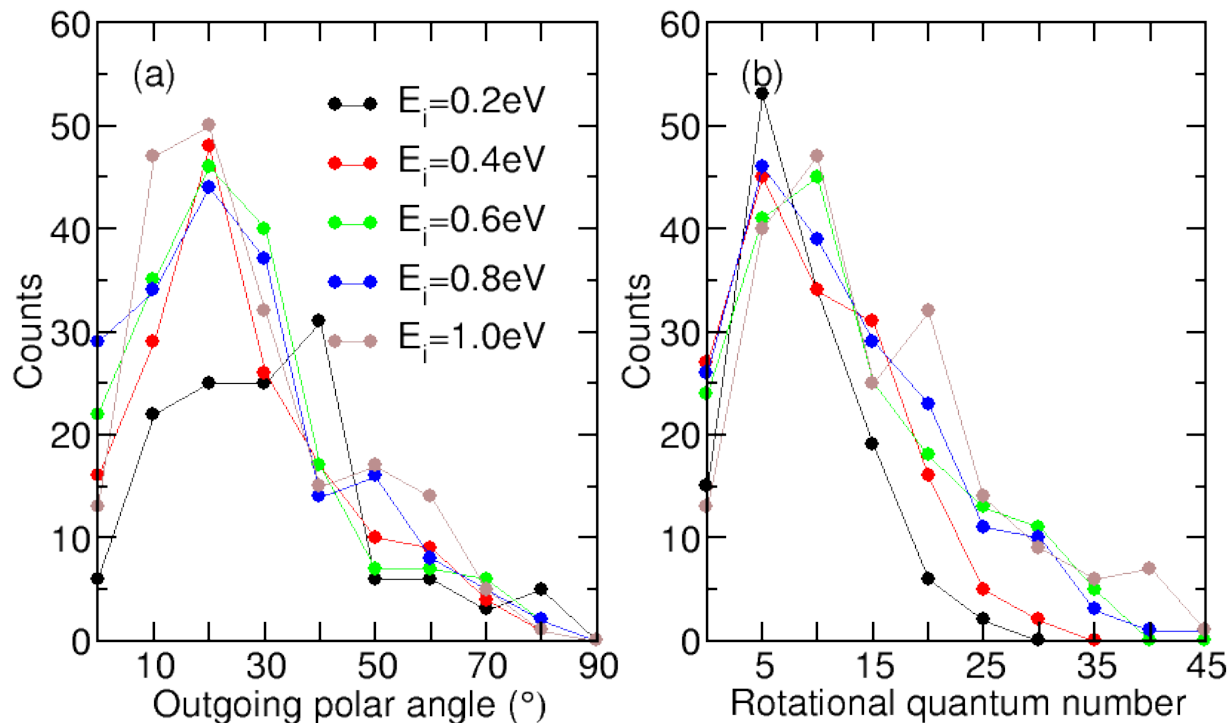


Figure 5: Outgoing polar angle (a) and rotational quantum number (b) distributions of the reflected CO molecules. Different colors correspond to different incidence energies  $E_i$ .

Finally, focusing on the reflected trajectories, in the left panel of Figure 5 we observe

that these molecules are predominantly reflected with small outgoing angles ( $< 40^\circ$ ). This is expected for molecules under normal incidence that are directly reflected, i.e., without experiencing any relevant deviation along the incoming trajectory. The latter suggests a negligible corrugation of the potential energy surface as compared to the incidence energy  $E_i$ . In this respect, the wider distribution of the outgoing angle at  $E_i = 0.2$  eV agrees with the early energy barriers discussed above. Upon colliding with the surface, the reflected molecules become quite rotationally excited, particularly for incidence energies  $E_i = 0.6, 0.8,$  and  $1.0$  eV. As shown in the right panel of Figure 5, the rotational quantum number reaches values as high as  $J \geq 35$  for the largest studied  $E_i$ .

## Conclusions

We have studied the interaction of CO molecules coming from vacuum and a 2O-MoSe<sub>2</sub>-vSe surface, in which one O atom is adsorbed in a Se vacancy and a second O atom is adsorbed on top of a Se atom of the  $1H$  phase of the MoSe<sub>2</sub> monolayer. The latter is the equilibrium structure upon (dissociative) adsorption of a O<sub>2</sub> molecule on a MoSe<sub>2</sub> monolayer with one Se vacancy.<sup>51</sup> Interestingly, DFT calculations show that the CO recombination with the O atom adsorbed on top of the Se atom with either subsequent adsorption or desorption of the formed CO<sub>2</sub> molecules are highly exothermic reactions with energy gains of around 3–3.5 eV. Motivated by this finding, we have performed AIMD simulations with five different initial translational energies of CO molecules scattered off a 2O-MoSe<sub>2</sub>-vSe surface thermalized at 100 K. Our aim was to analyze how likely was the CO oxidation in this system and the corresponding reaction mechanisms. However, none of the 200 AIMD trajectories run for each energy has led to CO<sub>2</sub> formation. The majority of the CO molecules are directly reflected, albeit in some cases (mainly at the lowest analyzed energies) some of them remain trapped at the surface without reacting with the adsorbed O atoms. The analysis of the trajectories show that those CO molecules impinging on the O<sub>top</sub> are reflected or deviated



to trapping before they can get close enough to the O atom in order recombination can occur. Inspection of the possible reaction paths suggests that the configurational space of the oxidation process via an Eley-Rideal process is very restrictive. Due to the unavoidable limited statistics and integration time, which does not allow to completely determine the final outcome of the trapped CO molecules, we can not absolutely exclude the possibility of the reaction to occur at a later stage. Nevertheless, we can safely conclude that, in spite of its large exothermicity, the recombinative  $\text{CO}_{(g)} + \text{O}_{(a)}$  abstraction is in the best case a very unlikely reaction in this system. As a general and important conclusion, the results of our dynamics simulations remark the importance of going beyond a pure static analysis of the reaction energetics to determine the catalytic character of any material.

## Acknowledgement

Financial support provided by the Spanish MCIN/AEI/10.13039/501100011033/, FEDER Una manera de hacer Europa (Grant No. PID2022-140163NB-I00), Gobierno Vasco-UPV/EHU (Project No. IT1569-22), and the Basque Government Education Departments' IKUR program, also co-funded by the European NextGenerationEU action through the Spanish Plan de Recuperación, Transformación y Resiliencia (PRTR). We also acknowledge the HPC resources provided by the Donostia International Physics Center (DIPC) Supercomputing Center. R.B. acknowledges funding from ADAGIO (Advanced Manufacturing Research Fellowship Programme in the Basque – New Aquitaine Region) from the European Union's Horizon 2020 research and innovation programme under the Marie Skłodowska Curie cofund Grant Agreement No. 101034379.

## Supporting Information Available

The Supporting Information is available free of charge at XXX and includes detailed information of the turning point for the reflected and trapped molecules.

## References

- (1) Singh, S.; Modak, A.; Pant, K. K.; Sinhamahapatra, A.; Biswas, P. MoS<sub>2</sub>-Nanosheets-Based Catalysts for Photocatalytic CO<sub>2</sub> Reduction: A Review. *ACS Applied Nano Materials* **2021**, *4*, 8644–8667.
- (2) Giuffredi, G.; Asset, T.; Liu, Y.; Atanassov, P.; Di Fonzo, F. Transition Metal Chalcogenides as a Versatile and Tunable Platform for Catalytic CO<sub>2</sub> and N<sub>2</sub> Electroreduction. *ACS Materials Au* **2021**, *1*, 6–36.
- (3) Wazir, M. B.; Daud, M.; Safeer, S.; Almarzooqi, F.; Qurashi, A. Review on 2D Molybdenum Diselenide (MoSe<sub>2</sub>) and Its Hybrids for Green Hydrogen (H<sub>2</sub>) Generation Applications. *ACS Omega* **2022**, *7*, 16856–16865.
- (4) Adabala, S.; Dutta, D. P. A review on recent advances in metal chalcogenide-based photocatalysts for CO<sub>2</sub> reduction. *Journal of Environmental Chemical Engineering* **2022**, *10*, 107763.
- (5) Arumugam, M.; Yang, H.-H. A review of the application of wide-bandgap semiconductor photocatalysts for CO<sub>2</sub> reduction. *Journal of CO<sub>2</sub> Utilization* **2024**, *83*, 102808.
- (6) Khaidar, D. M.; Isahak, W. N. R. W.; Ramli, Z. A. C.; Ahmad, K. N. Transition metal dichalcogenides-based catalysts for CO<sub>2</sub> conversion: An updated review. *International Journal of Hydrogen Energy* **2024**, *68*, 35–50.
- (7) Tang, Y.; Zhao, Y.; Liu, H. Room-Temperature Semiconductor Gas Sensors: Challenges and Opportunities. *ACS Sensors* **2022**, *7*, 3582–3597, PMID: 36399520.
- (8) Tsai, H.-S.; Wang, Y.; Liu, C.; Wang, T.; Huo, M. The elemental 2D materials beyond graphene potentially used as hazardous gas sensors for environmental protection. *Journal of Hazardous Materials* **2022**, *423*, 127148.

- (9) Sulleiro, M. V.; Dominguez-Alfaro, A.; Alegret, N.; Silvestri, A.; Gómez, I. J. 2D Materials towards sensing technology: From fundamentals to applications. *Sensing and Bio-Sensing Research* **2022**, *38*, 100540.
- (10) Ottaviano, L.; Mastrippolito, D. The future ahead gas sensing with two-dimensional materials. *Applied Physics Letters* **2023**, *123*, 050502.
- (11) Sai Bhargava Reddy, M.; Aich, S. Recent progress in surface and heterointerface engineering of 2D MXenes for gas sensing applications. *Coordination Chemistry Reviews* **2024**, *500*, 215542.
- (12) Liu, X.; Ma, T.; Pinna, N.; Zhang, J. Two-Dimensional Nanostructured Materials for Gas Sensing. *Adv. Funct. Mater.* **2017**, *27*, 1702168.
- (13) Ping, J.; Fan, Z.; Sindoro, M.; Ying, Y.; Zhang, H. Recent Advances in Sensing Applications of Two-Dimensional Transition Metal Dichalcogenide Nanosheets and Their Composites. *Adv. Funct. Mater.* **2017**, *27*, 1605817.
- (14) Zeng, Y.; Lin, S.; Gu, D.; Li, X. Two-Dimensional Nanomaterials for Gas Sensing Applications: The Role of Theoretical Calculations. *Nanomaterials-Basel* **2018**, *8*.
- (15) Vargas-Bernal, R. Electrical Properties of Two-Dimensional Materials Used in Gas Sensors. *Sensors* **2019**, *19*.
- (16) Tyagi, D.; Wang, H.; Huang, W.; Hu, L.; Tang, Y.; Guo, Z.; Ouyang, Z.; Zhang, H. Recent advances in two-dimensional-material-based sensing technology toward health and environmental monitoring applications. *Nanoscale* **2020**, *12*, 3535–3559.
- (17) Zheng, W.; Liu, X.; Xie, J.; Lu, G.; Zhang, J. Emerging van der Waals junctions based on TMDs materials for advanced gas sensors. *Coordination Chemistry Reviews* **2021**, *447*, 214151.

- (18) Zhai, W.; Li, Z.; Wang, Y.; Zhai, L.; Yao, Y.; Li, S.; Wang, L.; Yang, H.; Chi, B.; Liang, J. et al. Phase Engineering of Nanomaterials: Transition Metal Dichalcogenides. *Chemical Reviews* **2024**, *124*, 4479–4539, PMID: 38552165.
- (19) Muoi, D.; Hieu, N. N.; Phung, H. T.; Phuc, H. V.; Amin, B.; Hoi, B. D.; Hieu, N. V.; Nhan, L. C.; Nguyen, C. V.; Le, P. Electronic properties of WS<sub>2</sub> and WSe<sub>2</sub> monolayers with biaxial strain: A first-principles study. *Chem. Phys.* **2019**, *519*, 69–73.
- (20) Ai, W.; Kou, L.; Hu, X.; Wang, Y.; Krasheninnikov, A. V.; Sun, L.; Shen, X. Enhanced sensitivity of MoSe<sub>2</sub> monolayer for gas adsorption induced by electric field. *J. Phys-Condens. Mat.* **2019**, *31*, 445301.
- (21) dos Santos, R. M.; da Cunha, W. F.; Giozza, W. F.; de Sousa Júnior, R. T.; Roncaratti, L. F.; Ribeiro Júnior, L. A. Electronic and structural properties of Janus MoSSe/MoX<sub>2</sub> (X=S,Se) in-plane heterojunctions: A DFT study. *Chem. Phys. Lett* **2021**, *771*, 138495.
- (22) Liang, Q.; Zhang, Q.; Zhao, X.; Liu, M.; Wee, A. T. S. Defect Engineering of Two-Dimensional Transition-Metal Dichalcogenides: Applications, Challenges, and Opportunities. *ACS Nano* **2021**,
- (23) Koós, A. A.; Vancsó, P.; Szendrő, M.; Dobrik, G.; Antognini Silva, D.; Popov, Z. I.; Sorokin, P. B.; Henrard, L.; Hwang, C.; Biró, L. P. et al. Influence of Native Defects on the Electronic and Magnetic Properties of CVD Grown MoSe<sub>2</sub> Single Layers. *The J. Phys. Chem. C* **2019**, *123*, 24855–24864.
- (24) Zhou, W.; Dong, L.; Tan, L.; Tang, Q. Understanding the air stability of defective MoS<sub>2</sub> and the oxidation effect on the surface HER activity. *J. Phys-Condens Mat* **2021**, *33*, 395002.
- (25) Lunardon, M.; Kosmala, T.; Ghorbani-Asl, M.; Krasheninnikov, A. V.; Kolekar, S.; Durante, C.; Batzill, M.; Agnoli, S.; Granozzi, G. Catalytic Activity of Defect-Engineered

- Transition Metal Dichalcogenides Mapped with Atomic-Scale Precision by Electrochemical Scanning Tunneling Microscopy. *ACS Energy Letters* **2023**, *8*, 972–980.
- (26) Feng, Z.; Chen, B.; Qian, S.; Xu, L.; Feng, L.; Yu, Y.; Zhang, R.; Chen, J.; Li, Q.; Li, Q. et al. Chemical sensing by band modulation of a black phosphorus/molybdenum diselenide van der Waals hetero-structure. *2D Materials* **2016**, *3*, 035021.
- (27) Yang, Z.; Zhang, D.; Wang, D. Carbon monoxide gas sensing properties of metal-organic frameworks-derived tin dioxide nanoparticles/molybdenum diselenide nanoflowers. *Sensors Actuat B: Chem* **2020**, *304*, 127369.
- (28) Zhou, L.; Mi, Q.; Jin, Y.; Li, T.; Zhang, D. Construction of MoO<sub>3</sub>/MoSe<sub>2</sub> nanocomposite-based gas sensor for low detection limit trimethylamine sensing at room temperature. *Journal of Materials Science: Materials in Electronics* **2021**, *32*, 17301–17310.
- (29) Jaiswal, J.; Das, A.; Chetry, V.; Kumar, S.; Chandra, R. NO<sub>2</sub> sensors based on crystalline MoSe<sub>2</sub> porous nanowall thin films with vertically aligned molecular layers prepared by sputtering. *Sensors and Actuators B: Chemical* **2022**, *359*, 131552.
- (30) Liu, G.; Ahsan, S.; Khitun, A. G.; Lake, R. K.; Balandin, A. A. Graphene-based non-Boolean logic circuits. *J. Appl. Phys.* **2013**, *114*, 154310.
- (31) Shu, H.; Zhou, D.; Li, F.; Cao, D.; Chen, X. Defect Engineering in MoSe<sub>2</sub> for the Hydrogen Evolution Reaction: From Point Defects to Edges. *ACS Appl. Mater. Inter.* **2017**, *9*, 42688–42698, PMID: 29152972.
- (32) Lee, J.; Kang, S.; Yim, K.; Kim, K. Y.; Jang, H. W.; Kang, Y.; Han, S. Hydrogen Evolution Reaction at Anion Vacancy of Two-Dimensional Transition-Metal Dichalcogenides: Ab Initio Computational Screening. *J. Phys. Chem. Lett.* **2018**, *9*, 2049–2055, PMID: 29621882.

- (33) Jain, A.; Sadan, M. B.; Ramasubramaniam, A. Promoting Active Sites for Hydrogen Evolution in MoSe<sub>2</sub> via Transition-Metal Doping. *The J. Phys. Chem. C* **2020**, *124*, 12324–12336.
- (34) Yi, J.; Li, H.; Gong, Y.; She, X.; Song, Y.; Xu, Y.; Deng, J.; Yuan, S.; Xu, H.; Li, H. Phase and interlayer effect of transition metal dichalcogenide cocatalyst toward photocatalytic hydrogen evolution: The case of MoSe<sub>2</sub>. *Applied Catalysis B: Environmental* **2019**, *243*, 330–336.
- (35) German, E.; Gebauer, R. Why are MoS<sub>2</sub> monolayers not a good catalyst for the oxygen evolution reaction? *Appl. Surf. Sci.* **2020**, *528*, 146591.
- (36) Karmodak, N.; Andreussi, O. Oxygen Evolution on MoS<sub>2</sub> Edges: Activation through Surface Oxidation. *The J. Phys. Chem. C* **2021**, *125*, 10397–10405.
- (37) Mohanty, B.; Ghorbani-Asl, M.; Kretschmer, S.; Ghosh, A.; Guha, P.; Panda, S. K.; Jena, B.; Krashennnikov, A. V.; Jena, B. K. MoS<sub>2</sub> Quantum Dots as Efficient Catalyst Materials for the Oxygen Evolution Reaction. *ACS Catal.* **2018**, *8*, 1683–1689.
- (38) Chan, K.; Tsai, C.; Hansen, H. A.; Nørskov, J. K. Molybdenum Sulfides and Selenides as Possible Electrocatalysts for CO<sub>2</sub> Reduction. *ChemCatChem* **2014**, *6*, 1899–1905.
- (39) Aguilar, N.; Atilhan, M.; Aparicio, S. Single atom transition metals on MoS<sub>2</sub> monolayer and their use as catalysts for CO<sub>2</sub> activation. *Appl. Surf. Sci.* **2020**, *534*, 147611.
- (40) Kang, S.; Han, S.; Kang, Y. Unveiling Electrochemical Reaction Pathways of CO<sub>2</sub> Reduction to CN Species at S-Vacancies of MoS<sub>2</sub>. *ChemSusChem* **2019**, *12*, 2671–2678.
- (41) Ye, J.; Rao, D.; Yan, X. Regulating the electronic properties of MoSe<sub>2</sub> to improve its CO<sub>2</sub> electrocatalytic reduction performance via atomic doping. *New J. Chem.* **2021**, *45*, 5350–5356.

- (42) Ren, Y.; Sun, X.; Qi, K.; Zhao, Z. Single atom supported on MoS<sub>2</sub> as efficient electrocatalysts for the CO<sub>2</sub> reduction reaction: A DFT study. *Applied Surface Science* **2022**, *602*, 154211.
- (43) Ramzan, M. A.; Favre, R.; Steinmann, S. N.; Le Bahers, T.; Raybaud, P. Electrocatalytic Reduction Mechanisms of CO<sub>2</sub> on MoS<sub>2</sub> Edges Using Grand-Canonical DFT: From CO<sub>2</sub> Adsorption to HCOOH or CO. *The Journal of Physical Chemistry C* **2024**, *128*, 10025–10034.
- (44) Zhang, J.; Ling, C.; Zang, W.; Li, X.; Huang, S.; Li, X. L.; Yan, D.; Kou, Z.; Liu, L.; Wang, J. et al. Boosted electrochemical ammonia synthesis by high-percentage metallic transition metal dichalcogenide quantum dots. *Nanoscale* **2020**, *12*, 10964–10971.
- (45) Qu, H.; He, S.; Su, Y.; Zhang, Y.; Su, H. MoSe<sub>2</sub>: a promising non-noble metal catalyst for direct ethanol synthesis from syngas. *Fuel* **2020**, *281*, 118760.
- (46) Ma, D.; Tang, Y.; Yang, G.; Zeng, J.; He, C.; Lu, Z. CO catalytic oxidation on iron-embedded monolayer MoS<sub>2</sub>. *Applied Surface Science* **2015**, *328*, 71–77.
- (47) Zhu, Y.; Zhao, K.; Shi, J.; Ren, X.; Zhao, X.; Shang, Y.; Xue, X.; Guo, H.; Duan, X.; He, H. et al. Strain Engineering of a Defect-Free, Single-Layer MoS<sub>2</sub> Substrate for Highly Efficient Single-Atom Catalysis of CO Oxidation. *ACS Applied Materials & Interfaces* **2019**, *11*, 32887–32894, PMID: 31429270.
- (48) Zhang, X.; Chang, Q.; Yang, Z.; Wang, W. Surface vacancy on PtTe<sub>2</sub> for promoting CO oxidation through efficiently activating O<sub>2</sub>. *Journal of Physics: Condensed Matter* **2019**, *32*, 025201.
- (49) Guo, J.-X.; Wu, S.-Y.; Zhong, S.-Y.; Zhang, G.-J.; Shen, G.-Q.; Yu, X.-Y. Janus WSSe monolayer adsorbed with transition-metal atoms (Fe, Co and Ni): excellent performance for gas sensing and CO catalytic oxidation. *Appl. Surf. Sci.* **2021**, *565*, 150558.

- (50) Dion, M.; Rydberg, H.; Schröder, E.; Langreth, D. C.; Lundqvist, B. I. Van der Waals Density Functional for General Geometries. *Phys. Rev. Lett.* **2004**, *92*, 246401.
- (51) Bombín, R.; Alducin, M.; Juaristi, J. I. n. Adsorption and dissociation of diatomic molecules on monolayer  $1H-MoSe_2$ . *Phys. Rev. B* **2022**, *105*, 035404.
- (52) Kresse, G.; Furthmüller, J. Efficient iterative schemes for ab initio total-energy calculations using a plane-wave basis set. *Phys. Rev. B* **1996**, *54*, 11169–11186.
- (53) Blöchl, P. E. Projector augmented-wave method. *Phys. Rev. B* **1994**, *50*, 17953–17979.
- (54) Kresse, G.; Joubert, D. From ultrasoft pseudopotentials to the projector augmented-wave method. *Phys. Rev. B* **1999**, *59*, 1758–1775.
- (55) Monkhorst, H. J.; Pack, J. D. Special points for Brillouin-zone integrations. *Phys. Rev. B* **1976**, *13*, 5188–5192.
- (56) Nosé, S. A Unified Formulation of the Constant Temperature Molecular Dynamics Methods. *J. Chem. Phys.* **1984**, *81*, 511–519.
- (57) Novko, D.; Lončarić, I.; Blanco-Rey, M.; Juaristi, J. I.; Alducin, M. Energy loss and surface temperature effects in ab initio molecular dynamics simulations: N adsorption on Ag(111) as a case study. *Phys. Rev. B* **2017**, *96*, 085437.
- (58) Groß, A.; Dianat, A. Hydrogen Dissociation Dynamics on Precovered Pd Surfaces: Langmuir is Still Right. *Phys. Rev. Lett.* **2007**, *98*, 206107.
- (59) Nattino, F.; Díaz, C.; Jackson, B.; Kroes, G.-J. Effect of Surface Motion on the Rotational Quadrupole Alignment Parameter of  $D_2$  Reacting on Cu(111). *Phys. Rev. Lett.* **2012**, *108*, 236104.
- (60) Nattino, F.; Ueta, H.; Chadwick, H.; van Reijzen, M. E.; Beck, R. D.; Jackson, B.; van Hemert, M. C.; Kroes, G.-J. Ab Initio Molecular Dynamics Calculations versus



- Quantum-State-Resolved Experiments on  $\text{CHD}_3 + \text{Pt}(111)$ : New Insights into a Prototypical Gas Surface Reaction. *J. Phys. Chem. Lett.* **2014**, *5*, 1294–1299, PMID: 26269970.
- (61) Kolb, B.; Guo, H. Communication: Energy transfer and reaction dynamics for DCl scattering on Au(111): An ab initio molecular dynamics study. *J. Chem. Phys.* **2016**, *145*, 011102.
- (62) Zhou, X.; Kolb, B.; Luo, X.; Guo, H.; Jiang, B. Ab Initio Molecular Dynamics Study of Dissociative Chemisorption and Scattering of  $\text{CO}_2$  on Ni(100): Reactivity, Energy Transfer, Steering Dynamics, and Lattice Effects. *J. Phys. Chem. C* **2017**, *121*, 5594–5602.
- (63) Zhou, L.; Jiang, B.; Alducin, M.; Guo, H. Communication: Fingerprints of reaction mechanisms in product distributions: Eley-Rideal-type reactions between D and  $\text{CD}_3/\text{Cu}(111)$ . *J. Chem. Phys.* **2018**, *149*, 031101.
- (64) Füchsel, G.; Zhou, X.; Jiang, B.; Juaristi, J. I.; Alducin, M.; Guo, H.; Kroes, G.-J. Reactive and Nonreactive Scattering of HCl from Au(111): An Ab Initio Molecular Dynamics Study. *J. Phys. Chem. C* **2019**, *123*, 2287–2299.
- (65) Rivero Santamaría, A.; Alducin, M.; Díez Muiño, R.; Juaristi, J. I. n. Ab Initio Molecular Dynamics Study of Alignment-Resolved O<sub>2</sub> Scattering from Highly Oriented Pyrolytic Graphite. *The Journal of Physical Chemistry C* **2019**, *123*, 31094–31102.
- (66) Rivero Santamaría, A.; Ramos, M.; Alducin, M.; Busnengo, H. F.; Díez Muiño, R.; Juaristi, J. I. n. High-Dimensional Atomistic Neural Network Potential to Study the Alignment-Resolved O<sub>2</sub> Scattering from Highly Oriented Pyrolytic Graphite. *The Journal of Physical Chemistry A* **2021**, *125*, 2588–2600, PMID: 33734696.
- (67) Granja-DelRío, A.; Alducin, M.; naki Juaristi, J. I.; López, M. J.; Alonso, J. A. Absence

- of spillover of hydrogen adsorbed on small palladium clusters anchored to graphene vacancies. *Applied Surface Science* **2021**, *559*, 149835.
- (68) Quattrucci, J. G.; Jackson, B. Quasiclassical study of Eley–Rideal and hot atom reactions of H atoms with Cl adsorbed on a Au(111) surface. *J. Chem. Phys.* **2005**, *122*, 074705.
- (69) Zhou, L.; Zhou, X.; Alducin, M.; Zhang, L.; Jiang, B.; Guo, H. Ab initio molecular dynamics study of the Eley-Rideal reaction of  $\text{H} + \text{Cl-Au(111)} \rightarrow \text{HCl} + \text{Au(111)}$ : Impact of energy dissipation to surface phonons and electron-hole pairs. *J. Chem. Phys.* **2018**, *148*, 014702.
- (70) Chen, J.; Zhou, X.; Jiang, B. Eley Rideal recombination of hydrogen atoms on Cu(111): Quantitative role of electronic excitation in cross sections and product distributions. *The Journal of Chemical Physics* **2019**, *150*, 061101.
- (71) Zhu, L.; Hu, C.; Chen, J.; Jiang, B. Investigating the Eley–Rideal recombination of hydrogen atoms on Cu (111) via a high-dimensional neural network potential energy surface. *Phys. Chem. Chem. Phys.* **2023**, *25*, 5479–5488.
- (72) Blanco-Rey, M.; Díaz, E.; Bocan, G. A.; Díez Muiño, R.; Alducin, M.; Juaristi, J. I. Efficient N<sub>2</sub> Formation on Ag(111) by Eley–Rideal Recombination of Hyperthermal Atoms. *J. Phys. Chem. Lett.* **2013**, *4*, 3704–3709.
- (73) Juaristi, J. I.; Díaz, E.; Bocan, G.; Díez Muiño, R.; Alducin, M.; Blanco-Rey, M. Angular distributions and rovibrational excitation of N<sub>2</sub> molecules recombined on N-covered Ag(111) by the Eley–Rideal mechanism. *Catalysis Today* **2015**, *244*, 115–121, Heterogeneous Catalysis and Surface Science.
- (74) Quintas-Sánchez, E.; Larrégaray, P.; Crespos, C.; Martin-Gondre, L.; Rubayo-Soneira, J.; Rayez, J. C. Dynamical Reaction Pathways in Eley-Rideal Recombination of Nitrogen from W(100). *J. Chem. Phys.* **2012**, *137*, 064709.

- (75) Pétuya, R.; Crespos, C.; Quintas-Sánchez, E.; Larrégaray, P. Comparative Theoretical Study of H<sub>2</sub> Eley-Rideal Recombination Dynamics on W(100) and W(110). *J. Phys. Chem. C* **2014**, *118*, 11704–11710.
- (76) Galparsoro, O.; Juaristi, J. I.; Crespos, C.; Alducin, M.; Larrégaray, P. Stereodynamics of Diatom Formation through Eley–Rideal Abstraction. *J. Phys. Chem. C* **2017**, *121*, 19849–19858.
- (77) Wu, Q.; Zhou, L.; Guo, H. Steric Effects in CO Oxidation on Pt(111) by Impinging Oxygen Atoms Lead to an Exclusive Hot Atom Mechanism. *J. Phys. Chem. C* **2019**, *123*, 10509–10516.
- (78) Galparsoro, O.; Pétuya, R.; Busnengo, F.; Juaristi, J. I.; Crespos, C.; Alducin, M.; Larregaray, P. Hydrogen abstraction from metal surfaces: when electron–hole pair excitations strongly affect hot-atom recombination. *Phys. Chem. Chem. Phys.* **2016**, *18*, 31378–31383.
- (79) Galparsoro, O.; Busnengo, H. F.; Juaristi, J. I.; Crespos, C.; Alducin, M.; Larregaray, P. Communication: Hot-atom abstraction dynamics of hydrogen from tungsten surfaces: The role of surface structure. *J. Chem. Phys.* **2017**, *147*, 121103.
- (80) Galparsoro, O.; Busnengo, H. F.; Martinez, A. E.; Juaristi, J. I.; Alducin, M.; Larregaray, P. Energy dissipation to tungsten surfaces upon hot-atom and Eley–Rideal recombination of H<sub>2</sub>. *Phys. Chem. Chem. Phys.* **2018**, *20*, 21334–21344.

# TOC Graphic

