

Sketch-and-Solve: Optimized Overdetermined Least-Squares Using Randomized Numerical Linear Algebra

Alex Lavaee¹
alavaee@bu.edu

¹Faculty of Computing and Data Science, Boston University

May 2023

Abstract

Sketch-and-solve is a powerful paradigm for tackling large-scale computational problems by reducing their dimensionality using sketching matrices. This paper focuses on applying sketch-and-solve algorithms to efficiently solve the overdetermined least squares problem, which is fundamental in various domains such as machine learning, signal processing, and numerical optimization. We provide a comprehensive overview of the sketch-and-solve paradigm and analyze different sketching operators, including dense and sparse variants. We introduce the Sketch-and-Apply (SAA-SAS) algorithm, which leverages randomized numerical linear algebra techniques to compute approximate solutions efficiently. Through extensive experiments on large-scale least squares problems, we demonstrate that our proposed approach significantly outperforms the traditional Least-Squares QR (LSQR) algorithm in terms of runtime while maintaining comparable accuracy. Our results highlight the potential of sketch-and-solve techniques in efficiently handling large-scale numerical linear algebra problems.

1 Introduction

Sketch-and-solve is a paradigm for solving large-scale computational problems by reducing the problem size using a sketching matrix. This approach has gained significant attention in recent years due to its ability to efficiently solve problems that are otherwise computationally intractable. By sketching the problem, we can reduce the dimensionality while preserving the essential structure, allowing us to solve the problem more efficiently.

This report focuses on applying sketch-and-solve algorithms to the least squares problem, which has applications in various fields, including machine learning, signal processing, and numerical optimization. Least squares is a fundamental problem in linear algebra that aims to find the best-fitting solution to an overdetermined system of linear equations. In many real-world applications, the least squares problem involves large-scale data matrices, making it computationally challenging to solve using traditional methods.

In this report, we explore the use of randomized numerical linear algebra techniques, specifically sketch-and-solve algorithms, to efficiently solve the overdetermined least squares

problem. We discuss the general sketch-and-solve paradigm, various sketching operators, and the Sketch-and-Apply (SAA-SAS) algorithm. We also present experimental results comparing the runtime and error of our proposed approach with the deterministic Least-Squares QR (LSQR) algorithm.

The main contributions of this report are as follows:

- We provide a comprehensive overview of the sketch-and-solve paradigm and its application to the least squares problem.
- We compare and analyze different sketching operators, including dense and sparse sketching operators, and discuss their properties and performance.
- We present the SAA-SAS algorithm and provide a detailed description of its implementation.
- We conduct experiments on large-scale least squares problems and demonstrate the efficiency and effectiveness of our proposed approach compared to the deterministic LSQR algorithm.

2 General Sketch-and-Solve Paradigm

The general sketch-and-solve paradigm consists of three steps:

1. Generate a sketch matrix \mathbf{S} .
2. Use \mathbf{S} to generate a sketched matrix \mathbf{SA} and sketched vector \mathbf{Sb} .
3. Solve the computational problem on \mathbf{SA} using existing deterministic or randomized algorithms.

The key idea behind sketch-and-solve is to reduce the problem size by sketching the input matrix and vector, making the problem more manageable and computationally efficient. The choice of the sketching matrix \mathbf{S} is crucial, as it determines the quality of the approximation and the computational complexity of the sketching process.

2.1 Generating Sketch Matrix

There are several types of sketching operators falling within two categories: dense and sparse. The choice of sketching operator depends on the specific problem and desired properties of the sketch matrix.

2.2 Dense Sketching Operators

Dense sketching operators generate a dense sketch matrix, meaning that most of the entries in the matrix are non-zero. These operators are generally easier to analyze theoretically but can be computationally expensive for large-scale problems. Some common dense sketching operators include:

- Uniform sketches: The entries of the sketch matrix are independently sampled from a uniform distribution. This operator is simple to implement and analyze but may not be as effective as other operators in preserving the structure of the original matrix.
- Gaussian sketches: The entries of the sketch matrix are independently sampled from a Gaussian distribution with zero mean and unit variance. Gaussian sketches have strong theoretical guarantees and are often used in the analysis of sketch-and-solve algorithms. However, generating Gaussian sketches can be computationally expensive.
- Hadamard sketches: The sketch matrix is constructed using a normalized Hadamard matrix, which is a square matrix with entries $+1$ and -1 that satisfies certain orthogonality properties. Hadamard sketches can be efficiently computed using the Fast Hadamard Transform (FHT) and have been shown to be effective in practice.

2.3 Sparse Sketching Operators

Sparse sketching operators generate a sparse sketch matrix, meaning that most of the entries in the matrix are zero. These operators can be more computationally efficient than dense operators, especially for large-scale problems, as they require fewer memory accesses and arithmetic operations. Some popular sparse sketching operators include:

- Uniform sketches: The entries of the sketch matrix are independently sampled from a uniform distribution, but most of the entries are set to zero. This operator is simple to implement and can be effective in practice, as demonstrated by its good performance in our experiments.
- Clarkson-Woodruff sketches: This operator is a sparse sketching operator with strong theoretical guarantees. It is constructed by combining a sparse matrix with a random sign matrix. The Clarkson-Woodruff sketch has been widely used in the development of efficient algorithms for numerical linear algebra and has been shown to be highly effective in practice. In our final algorithm, we used the Clarkson-Woodruff sketch as the sketching operator.
- Sparse sign embeddings: These sketches are constructed by randomly selecting a subset of the rows or columns of the original matrix and multiplying them by random signs ($+1$ or -1). Sparse sign embeddings have been used in the development of fast algorithms for problems such as low-rank matrix approximation and compressed sensing.

The choice of the sketching operator is an important consideration in the design of sketch-and-solve algorithms. Dense sketching operators, such as Gaussian and Hadamard sketches, have strong theoretical guarantees but can be computationally expensive. Sparse sketching operators, such as the Clarkson-Woodruff sketch and sparse sign embeddings, are more computationally efficient and have been shown to be effective in practice.

In our experimentation, we found that sparse sketching operators consistently outperformed dense sketching operators. In particular, the Clarkson-Woodruff sketch and the uniform sparse sketch demonstrated excellent performance. While both of these sparse sketching operators worked well, we ultimately chose to use the Clarkson-Woodruff sketch

in our final algorithm due to its strong theoretical guarantees and its superior performance in our experiments. However, it is worth noting that the uniform sparse sketch was also a strong contender and could be a viable alternative in certain scenarios.

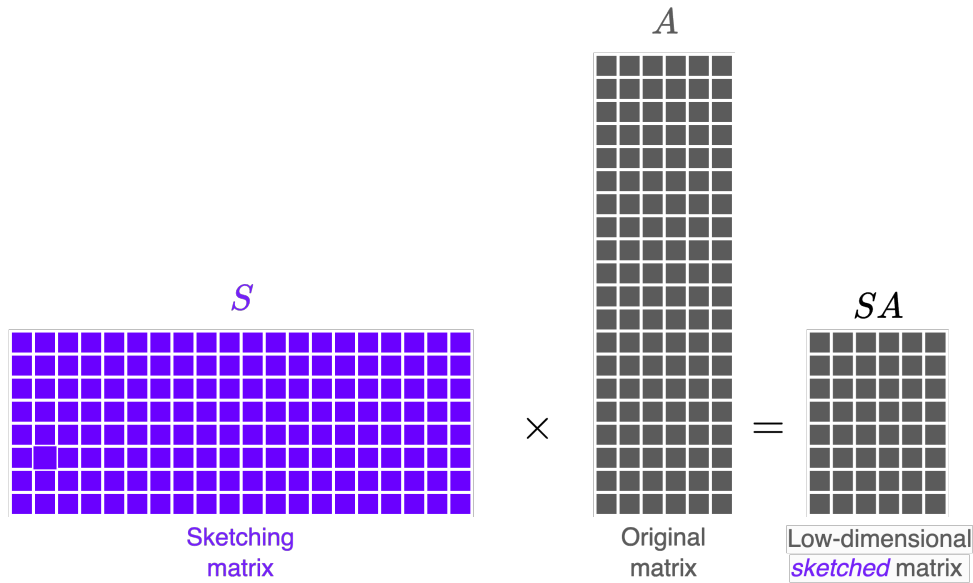


Figure 1: Dense sketch matrix.

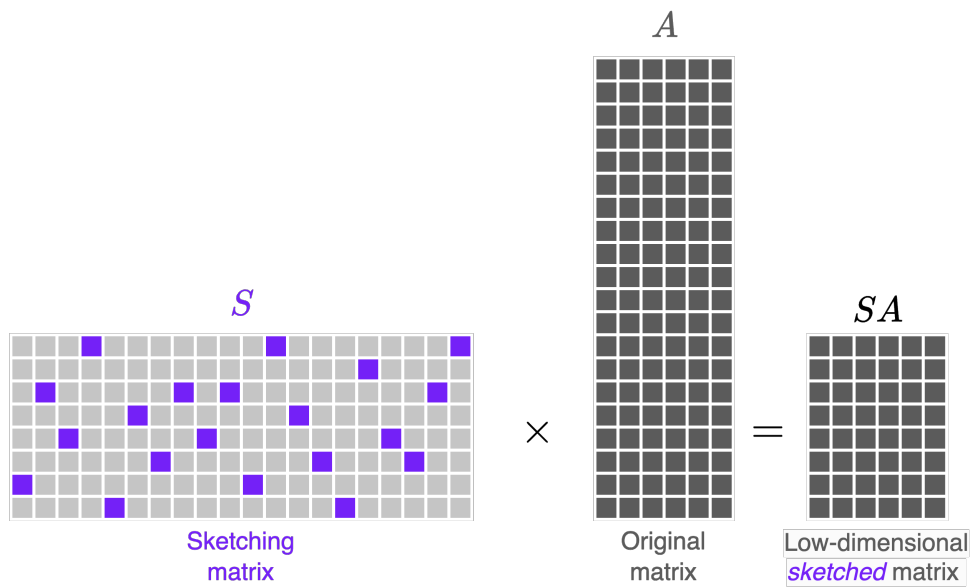


Figure 2: Sparse sketch matrix.

3 Least Squares Problem

The overdetermined ($m > n$) least squares objective is:

$$\min_{\mathbf{x}} \|\mathbf{Ax} - \mathbf{b}\|^2 \text{ for } \mathbf{A} \in \mathbb{R}^{m \times n}, \mathbf{x} \in \mathbb{R}^n, \mathbf{b} \in \mathbb{R}^m \quad (1)$$

The least squares problem arises in many applications where we have an overdetermined system of linear equations, i.e., more equations than unknowns. The goal is to find the vector \mathbf{x} that minimizes the Euclidean norm of the residual $\mathbf{Ax} - \mathbf{b}$.

In the context of sketch-and-solve, we want to find a sketch matrix $\mathbf{S} \in \mathbb{R}^{d \times m}$ ($m \gg n \approx d$) so that when we solve the easier problem:

$$\min_{\hat{\mathbf{x}}} \|\mathbf{SA}\hat{\mathbf{x}} - \mathbf{Sb}\|^2$$

we get an approximate solution $\hat{\mathbf{x}}$ to our original problem.

3.1 Least Squares Solvers

The standard iterative solver for least squares is Least-Squares QR (LSQR), a QR-based solver. LSQR is an efficient algorithm that solves the least squares problem by iteratively computing the QR factorization of the matrix \mathbf{A} . However, for large-scale problems, LSQR can be computationally expensive, especially when the matrix \mathbf{A} is ill-conditioned or the problem size is very large.

In the following section, we present the SAA-SAS algorithm that aims to reduce the computational cost of solving the least squares problem by sketching the input matrix and vector.

4 Sketch-and-Apply (SAA-SAS) Algorithm for Least Squares

In SAA-SAS, sketching reduces the problem, and then we work to adjust the input matrix \mathbf{A} by expressing an intermediary orthogonal matrix \mathbf{Q} and using LSQR and backward substitution to obtain a solution where iterative methods converge fast. The algorithm proceeds as follows:

Algorithm 1 Master algorithm for sketch-and-apply [2] to solve (1). Here, HHQR refers to the Householder QR algorithm.

- 1: Draw a random sketching matrix $S \in \mathbb{R}^{s \times m}$, where $m \gg s > n$
 - 2: Compute $B = SA$ and $c = Sb$
 - 3: Compute both Q and R of the QR factorization of B using HHQR
 - 4: Compute $Y = AR^{-1}$ with forward substitution
 - 5: Compute initial guess $z_0 = Q^T c$
 - 6: Solve $Yz = b$ with LSQR and no preconditioner and initial guess z_0
 - 7: **if** LSQR converges to the desired tolerance **then**
 - 8: Compute $x = R^{-1}z$ with back substitution
 - 9: **else**
 - 10: Draw a random standard Gaussian matrix $G \in \mathbb{R}^{m \times n}$ with i.i.d. entries
 - 11: Compute $\tilde{A} = A + \sigma G / \sqrt{m}$ for $\sigma = 10 \|A\|_2 u$
 - 12: Compute $B = S\tilde{A}$
 - 13: Compute both Q and R of the QR factorization of B using HHQR
 - 14: Compute $Y = \tilde{A}R^{-1}$ with forward substitution
 - 15: Compute initial guess $z_0 = Q^T c$
 - 16: Solve $Yz = b$ with LSQR and no preconditioner and initial guess z_0
 - 17: Compute $x = R^{-1}z$ with back substitution
 - 18: **end if**
-

The SAA-SAS algorithm leverages the QR factorization of the sketched matrix to compute an intermediary orthogonal matrix \mathbf{Q} and a triangular matrix \mathbf{R} . By expressing the solution in terms of these matrices and using forward and backward substitution, the algorithm avoids the need for direct matrix inversion, which can be computationally expensive.

If the initial solution obtained by SAA-SAS does not converge to the desired tolerance, the algorithm introduces a random perturbation to the input matrix \mathbf{A} and repeats the process. This perturbation helps to improve the conditioning of the problem and ensures convergence.

It is worth noting that in our experimentation, we also explored the Sketch-and-Precondition (SAP-SAS) algorithm. However, we found that SAP-SAS was not numerically stable and did not converge any faster than the LSQR (baseline) algorithm. We suspect this is because even when we are preconditioning the matrix, we are not reducing the dimensions of \mathbf{A} in the least squares problem or the number of rows of \mathbf{A} . Consequently, in addition to the greater pre-computation steps, the matrix \mathbf{A} is just better conditioned, but the problem size remains the same. Therefore, we focused on the SAA-SAS algorithm in this report.

5 Results

5.1 Setup

The matrix setup is similar to [1] where we work with very ill-conditioned matrices. We create a dense matrix, \mathbf{A} with $m = 20000$ and $n = 100$ for the error comparison. For runtime comparisons, we generate 10 sparsified matrices with a varying number of rows, m , equally spaced between 2^{12} and 2^{20} with $n = 1000$ for runtime comparisons.

For all experiments, we choose parameters $\kappa = 10^{10}$, for the condition number of \mathbf{A} and $\beta = 10^{-10}$ for the residual norm $\|\mathbf{r}(\mathbf{x})\|$. To generate \mathbf{A} , \mathbf{x} , and \mathbf{b} , we:

- Choose Haar random orthogonal matrices $\mathbf{U} = [\mathbf{U}_1 \ \mathbf{U}_2] \in \mathbb{R}^{m \times m}$ and $\mathbf{V} \in \mathbb{R}^{n \times n}$, and partition \mathbf{U} so that $\mathbf{U}_1 \in \mathbb{R}^{m \times n}$.
- Set $\mathbf{A} = \mathbf{U}_1 \mathbf{\Sigma} \mathbf{V}^\top$ where $\mathbf{\Sigma}$ is a diagonal matrix with logarithmically equispaced entries between 1 and $1/\kappa$.
- Form vectors $\mathbf{w} \in \mathbb{R}^n, \mathbf{z} \in \mathbb{R}^{m-n}$ with independent standard Gaussian entries.
- Define the solution $\mathbf{x} = \mathbf{w}/\|\mathbf{w}\|$, residual $\mathbf{r}(\mathbf{x}) = \beta \cdot \mathbf{U}_2 \mathbf{z}/\|\mathbf{U}_2 \mathbf{z}\|$, and right-hand side $\mathbf{b} = \mathbf{A}\mathbf{x} + \mathbf{r}(\mathbf{x})$.

This setup allows us to generate ill-conditioned least squares problems with known solutions, which we can use to evaluate the performance of our sketch-and-solve algorithms.

5.2 Runtime Comparison

We compare the runtime of our SAA-SAS algorithm with the deterministic LSQR algorithm (baseline) for solving the least squares problem. Figure 3 shows the runtime comparison for matrices of varying sizes.

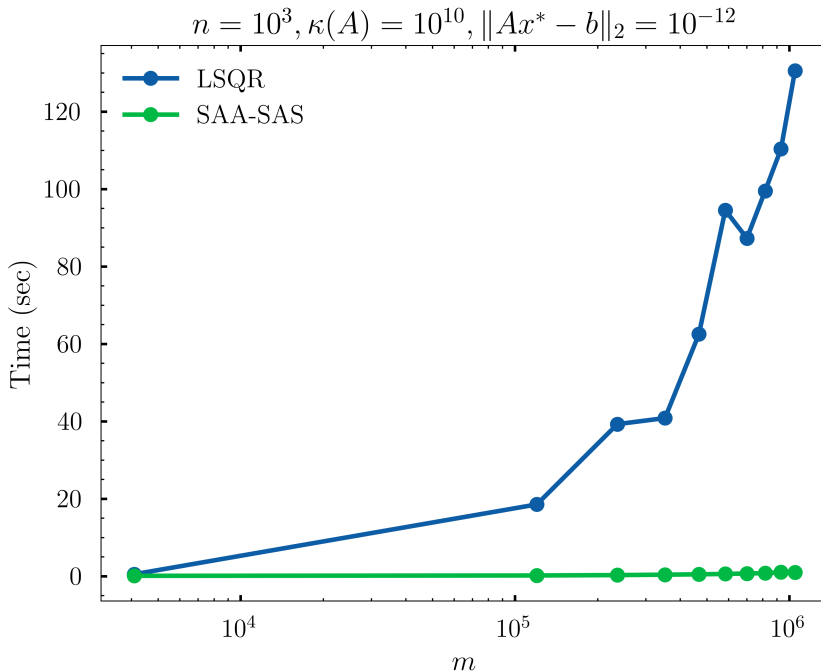


Figure 3: Runtime comparison between the sketch-and-apply and deterministic LSQR (baseline) algorithms.

As we can see from the figure, the SAA-SAS algorithm consistently outperforms the deterministic LSQR algorithm in terms of runtime. The speedup becomes more significant as the matrix size increases, demonstrating the scalability of our sketch-and-solve approach.

5.3 Error Comparison

We also compare the error of the solutions obtained by our SAA-SAS algorithm and the deterministic LSQR algorithm. Figure 4 shows the relative error $\|\mathbf{x} - \hat{\mathbf{x}}\|/\|\mathbf{x}\|$ for both algorithms, where \mathbf{x} is the true solution and $\hat{\mathbf{x}}$ is the approximate solution obtained by each algorithm.

$$A \text{ is } 20000 \times 100, \kappa(A) = 10^{10}, \|Ax^* - b\|_2 = 10^{-12}$$

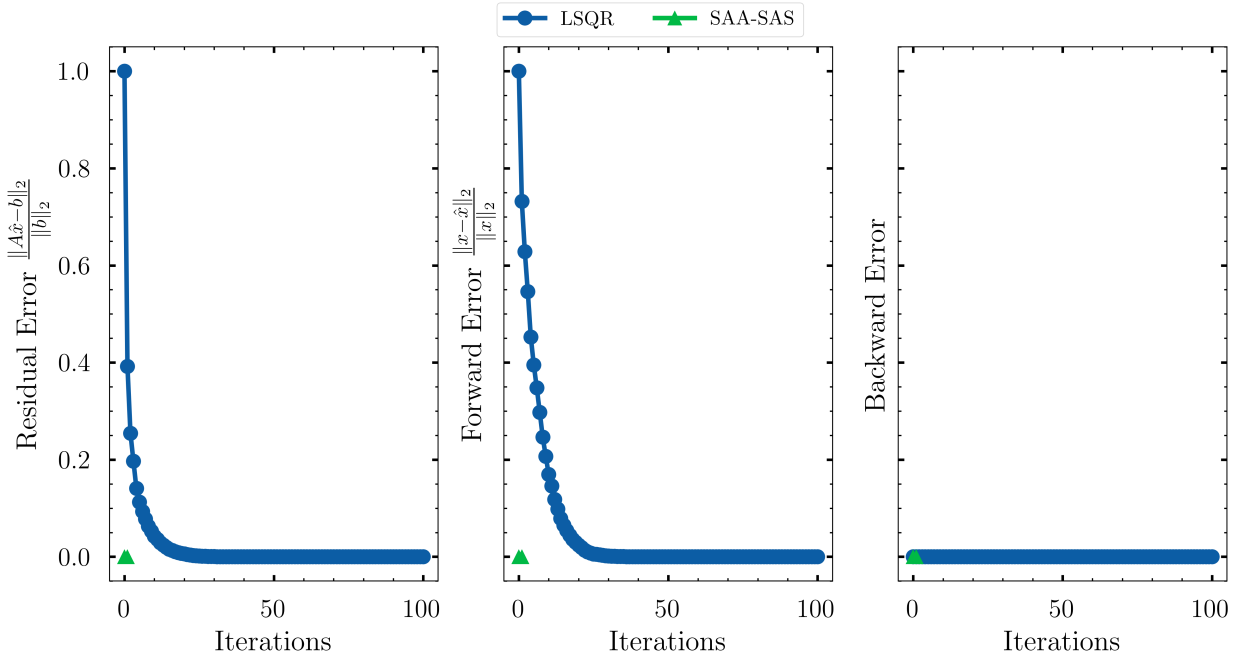


Figure 4: Error comparison between the sketch-and-apply and deterministic LSQR (baseline) algorithms.

The results show that our SAA-SAS algorithm achieves a relative error that is comparable to the deterministic LSQR algorithm. This indicates that the sketching process in SAA-SAS preserves the essential structure of the problem, allowing us to obtain an accurate approximate solution.

6 Code Availability

The codebase for the sketch-and-solve algorithms can be found at <https://github.com/lavaman131/sketch-n-solve>. The repository contains the implementation of the SAA-SAS algorithm, the sketching operators, and the code for reproducing the experimental results presented in this report.

7 Conclusion

In this report, we presented a sketch-and-solve approach for efficiently solving large-scale overdetermined least squares problems using randomized numerical linear algebra techniques. We discussed the general sketch-and-solve paradigm, various sketching operators, and the Sketch-and-Apply (SAA-SAS) algorithm.

Our experimental results demonstrated the effectiveness of the SAA-SAS algorithm in terms of runtime and error compared to the deterministic LSQR algorithm. The SAA-SAS algorithm consistently outperformed LSQR in terms of runtime while achieving comparable error levels, making it a promising approach for solving large-scale least squares problems.

The sketch-and-solve approach offers several advantages, including reduced computational complexity, improved scalability, and the ability to handle ill-conditioned matrices. However, there are also limitations and potential areas for future research, such as exploring alternative sketching operators and extending the approach to other computational problems.

In conclusion, the sketch-and-solve approach, particularly the SAA-SAS algorithm, provides an efficient and accurate method for solving large-scale overdetermined least squares problems. By leveraging randomized numerical linear algebra techniques, we can tackle problems that were previously computationally intractable, enabling new applications and insights.

References

- [1] Ethan N. Epperly. Fast and forward stable randomized algorithms for linear least-squares problems, 2024.
- [2] Maike Meier, Yuji Nakatsukasa, Alex Townsend, and Marcus Webb. Are sketch-and-precondition least squares solvers numerically stable?, 2023.