

Generative AI Carries Non-Democratic Biases and Stereotypes: Representation of Women, Black Individuals, Age Groups, and People with Disability in AI-Generated Images across Occupations

Ayoob Sadeghiani¹

AI governance and ethics in AI development have become critical concerns, prompting active discussions among tech companies, governments, and researchers about the potential risks AI poses to our democracies. This short essay aims to highlight one such risk: how generative AI includes or excludes equity-deserving groups in its outputs. The findings reveal that generative AI is not equitably inclusive regarding gender, race, age, and visible disability.

Mutual Impacts: Technology and Democracy

Technology is a human creation and, as such, inherently reflects our values, prejudices, and biases. Additionally, it plays a crucial role in shaping societal norms and social contracts. As Nemitz (2018) notes, we live in a world shaped by technology at least as much as by law and democracy. Just as people influence the law and the law guides human behavior, we need also to recognize—and actively engage in—the mutual shaping of law and technology.

The positive affordances of technology include, but are not limited to, connectedness and self-expression on social media, supporting open, transparent, and accountable governments, and facilitating more inclusive decision-making and democratic governance. Moreover, technology can have a positive impact on diverse groups by helping them gain skills, cultural competencies, and human and social capital. However, at the same time, digital

¹ Ayoob Sadeghiani, Ph.D. of Management, Information Technology, studies and writes about the impacts of technology on societies, economies, and organizations as an independent researcher.

technologies—particularly social platforms and generative AI—are increasingly seen as a critical threat to democracy. Big tech companies control AI, social media, and data, and democratic governments have limited control over algorithms. Political actors use algorithms and bots for manipulation and social control, while authoritarians and extremists use technologies for disconnection, censorship, misinformation, and surveillance to maintain power structures.

Policymakers and political scientists are growingly discussing societies are transforming under the effects of the Internet, social media, AI, and algorithms. However, it remains unclear how democracies will evolve and how current governance structures will adapt (Helbing et al., 2019). Without a doubt, future democracies will require algorithms that uphold democratic principles. Accordingly, four types of recommender algorithms—liberal, participatory, deliberative, and critical—with varying levels of inclusion and participation have been conceptualized (Helberger, 2019). Yet, there are limited opportunities for individuals to influence these algorithms. Currently, people can only use or select options provided by existing algorithms, and the proposed frameworks focus mostly on embedding more diverse options within algorithmic nudges rather than empowering people to develop and inscribe new algorithms. If we assume that people are given the opportunity to play a role in inscribing algorithms, the next critical question is whether the conflicting interests of people result in democratic algorithms or it perpetuate current human biases, stereotypes, divides, and challenges such as extremism, racism, and polarization. The recent rise of generative AI and LLMs is a good opportunity to explore this question, since the LLMs are being developed based on human language and the underlying data is primarily human generated data that could potentially show how the crowd’s opinions affect AI and consequently our democratic values LLMs risks propagating racism, as these models are built on natural language data that reflect our values, biases, and prejudices (Salinas et al., 2023).

These language models perpetuate race-based medicine (Omiye et al., 2023), express gendered stereotypes about occupations (Kotek, Dockum, & Sun, 2023), and may even equate terms like “immigrant” and “refugee” as synonyms, leading to associations with terms like “illegal” in different paraphrased outputs (Durrheim et al., 2023). These intersectional biases can have unpredictable impacts on our democracies. Therefore, policymakers should urgently audit and regulate AI based on its potential risks. In this essay, I underscore this need by quantifying some of the non-democratic biases present in AI tools.

How Does AI See Humans in their Occupations?

Equity, diversity, and inclusion in the workplace and hierarchy of decision making is one of the main manifestations of democratic societies. Algorithms influence how people organize socially and how opportunities and power are distributed in workplace and the wider society. For instance, gender-based algorithmic bias in the display of STEM job advertisements is apparent (Lambrecht and Tucker, 2019). This bias is not limited to gender; algorithmic bias based on race, color, and personality traits is also documented (Chen, 2023). Even when organizations aim to leverage unbiased algorithms to reduce discrimination, diversity may decrease due to unintended and emergent human-machine interactions (Bursell & Roumbanis, 2024). In this context, bias can be imposed by algorithms. Generative AI adds another risk factor: datasets biased by human generated data, as mentioned earlier. To uncover this risk, I experimented with three generative AI tools and generated 444 images across 37 occupations. Here, I briefly present the results.

Data and Results

The underlying logic of AI image generators involves inferring meaning from text based on large language models (LLMs) and then converting that text into visual outputs. Before launching the main experiment, I conducted a preliminary experiment with ChatGPT and Meta AI, both of which provide textual and visual outputs, to assess whether any noticeable bias exists in textual outputs compared to visual ones. I used a straightforward prompt to generate images of various professions, and the results were surprising. The prompt I used was: “How should a taxi driver’s appearance be? Please give me a picture.”

ChatGPT generated an image after generating the text below:

“A taxi driver's appearance should be professional and approachable to create a good impression on passengers. Here's a description:

- Clothing: A neat and clean shirt, preferably with a collar. The shirt could be a solid color like white, light blue, or light gray. The driver might also wear a jacket, especially if the weather is cooler. Dark-colored pants or jeans, free of wrinkles and stains, are ideal.
- Footwear: Comfortable but presentable shoes, such as loafers or dress shoes, are preferred. Sneakers might be acceptable if they are clean and in good condition.
- Grooming: Well-groomed hair, trimmed facial hair (if any), and general cleanliness are important. The driver should avoid strong fragrances or excessive cologne.

Let me generate an image based on this description.”

The text appears to be gender-neutral, age-neutral, and race-neutral. However, the first generated image depicted a young white man. When I requested another image, it again generated a young white man (Figure 1).



Figure 1. ChatGPT's DALL.E generated two young white men in response to two consecutive prompts to show how a taxi driver's appearance should be.

In response to the same prompt, Meta AI generated 4 images at once (Figure 2). However, it did not generate any text. I asked it to generate a text in response to this prompt:

“Would you please describe in text how the appearance of a taxi driver should be?”

Meta AI responded:

“A taxi driver's appearance should be:

Professional:

- Clean and ironed uniform or attire
- Company logo or identification visible
- Name tag or ID badge

Well-groomed:

- Clean-shaven or neatly trimmed beard
- Hair tidy and away from face
- Nails clean and trimmed

Comfortable and practical:

- Comfortable shoes for long drives
- Minimal jewelry or accessories
- No strong perfumes or colognes

Approachable and friendly:

- Smile and make eye contact
- Neat and clean vehicle interior
- Helpful and courteous demeanor

Remember, appearance can vary depending on local regulations, company policies, and personal style. However, a professional, well-groomed, and approachable appearance is generally expected of taxi drivers.”




Figure 2: Meta AI: How a taxi driver should appear

Both the textual and visual outputs of Meta AI appeared biased and skewed toward masculinity and I saw some mismatch between the text and the images. These preliminary findings prompted me to conduct a broader experiment across a larger sample of occupations. I examined three generative AI applications—Microsoft Designer, Meta AI, and Ideogram—by generating 444 images based on a purposefully selected sample of 37 occupations. Before presenting the results, I must highlight two important points. As the author of this essay, I felt excluded from all occupations, as none of the images reflected my race. Additionally, I did not observe anyone with a visible disability.

Stereotypes

The representation of women and middle-aged and elderly individuals in AI-generated images of various occupations seems to reinforce existing stereotypes or mirror their current status in the job market (Figure 3).

Figure 3: Age and Gender Stereotypes: Sample Occupations



Women's representation

Women are underrepresented in senior roles and technology jobs, equitably represented in advisory roles, and slightly overrepresented in the health and biotech sectors. I compared 10 managerial and senior roles —CEO, CTO, entrepreneur, mayor, senator, chef, neurosurgeon, physician, professor, and flight pilot— with ten operational and junior roles —cashier, cleaning worker, farmer, flight attendant, laborer, nurse, receptionist, retail salesperson, secretary, and taxi driver— and found women account for 16% of managerial and senior roles while they make up 57% of junior and operational roles. I also observed how women are represented in different sectors. They account for 12% of technology occupations, 56% of healthcare and biotechnology jobs, and 50% of advisory roles including career advisor, financial advisor, life coach, lawyer, and realtor. Overall, women account for 42% of all generated images across all 37 occupations.

Black individuals' representation

According to the data, Black individuals are significantly underrepresented across all occupations and sectors in the generated images, accounting for only 8% overall. They make up 5% of managerial and senior roles and 8% of junior and operational positions. In technology jobs, they represent 10%, in healthcare and biotechnology roles 12%, and in advisory positions 8%.

Middle-aged and elders' representation

As previously discussed, age stereotypes are evident in the generated images. Young people account for 68% of all generated images. Middle-aged and elders account for 52% of senior and managerial roles and 25% of junior and operational roles. In technology roles, they represent 6%, in healthcare and biotechnology 26%, and in advisory positions 43%.

When comparing AI tools, Ideogram demonstrates slightly less bias than Microsoft Designer and Meta AI. Overall, the representation of equity-deserving groups varies across sectors and AI tools (see Table 1). To gain a clearer understanding of diversity in generative AI, I recommend analyzing the results occupation by occupation (see in the supplementary data). Aggregating different occupations in this context is neither reasonable for statistical analysis nor persuasive for mitigating non-democratic risks, as each occupation and group requires specific attention.

Table 1: Representation of diverse groups in AI-generated images across occupations

| Sector/tool | Women | Black individuals | Middle-aged and elders | Visible disability |
|--|-------|-------------------|------------------------|--------------------|
| Senior and Managerial (10 occupations) | 16% | 5% | 52% | 0% |
| Junior and managerial (10 occupations) | 57% | 8% | 25% | 0% |
| Technology excluding biotech (4 occupations) | 12% | 10% | 6% | 0% |
| Healthcare and biotech (6 occupations) | 56% | 12% | 26% | 0% |
| Advisory (5 occupations) | 50% | 8% | 43% | 0% |
| Microsoft Designer (37 occupations) | 29% | 4% | 21% | 0% |
| Ideogram (37 occupations) | 61% | 16% | 31% | 0% |
| Meta AI (37 occupations) | 37% | 4% | 45% | 0% |
| All 37 occupations/all tools | 42% | 8% | 32% | 0% |

Conclusion

The findings reveal that generative AI is not equitably inclusive regarding gender, race, age, and visible disability. While there are differences across AI tools in some occupations or sectors, several key patterns emerged: 1) Black individuals are significantly underrepresented across all occupations and sectors. 2) Women are underrepresented in senior roles and technology jobs, equitably represented in advisory roles, and slightly overrepresented in the health and biotech

sectors. 3) The representation of women, middle-aged, and elderly individuals in various occupations appears to align with existing stereotypes or reflects their current status in the job market; 4) no one with visible disability is represented in any occupations 4) Ideogram exhibits slightly lesser bias compared to Microsoft Designer and Meta AI.

I argue that, whether these biases stem from the perpetuation of human stereotypes within the underlying datasets and algorithms of generative AI, or reflect the realities of the job market, they risk reinforcing undemocratic biases and stereotypes. I suggest implementing algorithmic diversity exposure in generative AI to mitigate these risks.

References

- Bursell, M. & Roumbanis, L. (2024). After the algorithms: A study of meta-algorithmic judgments and diversity in the hiring process at a large multisite company. *Big Data & Society*, 11(1), 20539517231221758.
- Chen, Z. (2023). Ethics and discrimination in artificial intelligence-enabled recruitment practices. *Humanities and Social Sciences Communications*, 10(1), 1-12.
- Durrheim, K., Schuld, M., Mafunda, M., & Mazibuko, S. (2023). Using word embeddings to investigate cultural biases. *British Journal of Social Psychology*, 62(1), 617-629.
- Helberger, N. (2019). On the democratic role of news recommenders. *Digital Journalism*, 7(8), 993-1012.
- Helbing, D., Frey, B. S., Gigerenzer, G., Hafen, E., Hagner, M., Hofstetter, Y., ... & Zwitter, A. (2019). *Will democracy survive big data and artificial intelligence?* (pp. 73-98). Springer International Publishing.
- Kotek, H., Dockum, R., & Sun, D. (2023, November). Gender bias and stereotypes in large language models. In *Proceedings of The ACM Collective Intelligence Conference* (pp. 12-24).
- Lambrech, A., & Tucker, C. (2019). Algorithmic bias? An empirical study of apparent gender-based discrimination in the display of STEM career ads. *Management Science*, 65(7), 2966-2981.
- Nemitz, P. (2018). Constitutional democracy and technology in the age of artificial intelligence. *Philosophical Transactions of the Royal Society A: Mathematical, Physical and Engineering Sciences*, 376(2133), 20180089.

- Omiye, J. A., Lester, J. C., Spichak, S., Rotemberg, V., & Daneshjou, R. (2023). Large language models propagate race-based medicine. *NPJ Digital Medicine*, 6(1), 195.
- Salinas, A., Penafiel, L., McCormack, R., & Morstatter, F. (2023). " Im not Racist but...": Discovering Bias in the Internal Knowledge of Large Language Models. *arXiv preprint arXiv:2310.08780*.

Supplementary Data (August 2024)

Microsoft Designer

Tech Occupations: *AI Engineer*



Meta AI



Ideogram



Microsoft Designer


Tech Occupations: *CTO*



Meta AI



Ideogram



Microsoft Designer

Tech Occupations: *Robotics Engineer*



Meta AI



Ideogram



Microsoft Designer

Tech Occupations: Software Developer



Meta AI



Ideogram




Microsoft Designer

Health/Biotech Occupations: *Biomedical Engineer*

Meta AI



Ideogram




Microsoft Designer

Health/Biotech Occupations: *Biotechnologist*

Meta AI



Ideogram



Microsoft Designer

Health/Biotech Occupations: *Healthcare Aide*

Meta AI



Ideogram

Microsoft Designer

Health/Biotech Occupations: *Neurosurgeon*

Meta AI



Ideogram

Microsoft Designer

Health/Biotech Occupations: *Nurse*

Meta AI



Ideogram

Microsoft Designer

Health/Biotech Occupations: *Physician*




Ideogram

Meta AI



Microsoft Designer

Advisory Occupations: *Career Advisor*



Ideogram

Meta AI



Microsoft Designer

Advisory Occupations: *Financial Advisor*



Ideogram

Meta AI



Microsoft Designer

Advisory Occupations: *Lawyer*



Ideogram

Meta AI



Microsoft Designer

Advisory Occupations: *Life Coach*



Ideogram

Meta AI



Microsoft Designer

Advisory Occupations: *Realtor*




Ideogram

Meta AI



Microsoft Designer

Other Roles: *Professor*



Meta AI



Ideogram



Microsoft Designer

Other Roles: *Teacher*



Meta AI



Ideogram



Microsoft Designer

Other Roles: *CEO*



Meta AI



Ideogram



Microsoft Designer

Other Roles: *Entrepreneur*



Ideogram

Meta AI



Microsoft Designer

Other Roles: *Mayor*



Ideogram

Meta AI



Microsoft Designer

Other Roles: *Novelist*



Ideogram

Meta AI



Microsoft Designer

Other Roles: *Senator*



Ideogram

Meta AI



Microsoft Designer

Other Roles: *Chef*



Ideogram

Meta AI



Microsoft Designer

Other Roles: *Farmer*



Ideogram

Meta AI



Microsoft Designer

Other Roles: *Laborer*



Ideogram

Meta AI



Microsoft Designer

Other Roles: *Cleaning Worker*



Ideogram

Meta AI



Microsoft Designer

Other Roles: *Taxi Driver*




Ideogram

Meta AI



Microsoft Designer

Other Roles: *Dancer*



Ideogram

Meta AI



Microsoft Designer

Other Roles: *Graphic Designer*



Ideogram

Meta AI



Microsoft Designer

Other Roles: *Musician*



Ideogram

Meta AI



Microsoft Designer

Other Roles: *Cashier*



Meta AI



Ideogram



Microsoft Designer

Other Roles: *Retail Salesperson*



Meta AI



Ideogram



Microsoft Designer

Other Roles: *Receptionist*



Meta AI



Ideogram



Microsoft Designer

Other Roles: *Secretary*



Ideogram

Meta AI



Microsoft Designer

Other Roles: *Police Officer*



Ideogram

Meta AI



Microsoft Designer

Other Roles: *Flight Pilot*



Ideogram

Meta AI



Microsoft Designer



Other Roles: *Flight Attendant*

Meta AI



Ideogram

