

# Learning to Generalize Unseen Domains via Multi-Source Meta Learning for Text Classification

Yuxuan Hu<sup>1,2</sup>[0009-0005-8571-118X], Chenwei Zhang<sup>1,2</sup>[0009-0000-6698-0652], Min Yang<sup>4</sup>[0000-0001-7345-5071], Xiaodan Liang<sup>1</sup>[0000-0003-3213-3062], Chengming Li<sup>2,3</sup>[0000-0002-4592-3875], and Xiping Hu<sup>2,3</sup>[0000-0002-4952-699X]

<sup>1</sup> Shenzhen MSU-BIT University, Shenzhen, Guangdong, China  
`{licm,huxp}@smbu.edu.cn`

<sup>2</sup> Sun Yat-Sen University, Shenzhen, Guangdong, China  
`{huyx55,zhangchw7}@mail2.sysu.edu.cn, liangxd@mail.sysu.edu.cn`

<sup>3</sup> Guangdong-Hong Kong-Macao Joint Laboratory for Emotional Intelligence and Pervasive Computing, Shenzhen MSU-BIT University, Shenzhen, Guangdong, China.

<sup>4</sup> SIAT, Chinese Academy of Sciences, Shenzhen, Guangdong, China  
`min.yang@siat.ac.cn`

**Abstract.** With the rapid development of deep learning methods, there have been many breakthroughs in the field of text classification. Models developed for this task have achieved high accuracy. However, most of these models are trained using labeled data from seen domains. It is difficult for these models to maintain high accuracy in a new challenging unseen domain, which is directly related to the generalization of the model. In this paper, we study the multi-source Domain Generalization for text classification and propose a framework to use multiple seen domains to train a model that can achieve high accuracy in an unseen domain. Specifically, we propose a multi-source meta-learning Domain Generalization framework to simulate the process of model generalization to an unseen domain, so as to extract sufficient domain-related features. We introduce a memory mechanism to store domain-specific features, which coordinate with the meta-learning framework. Besides, we adopt a novel "jury" mechanism that enables the model to learn sufficient domain-invariant features. Experiments demonstrate that our meta-learning framework can effectively enhance the ability of the model to generalize to an unseen domain and can outperform the state-of-the-art methods on multi-source text classification datasets.

**Keywords:** Text classification · multi sources · meta-learning · memory.

## 1 Introduction

The text classification of social media is crucial not only for conducting surveys among traditional consumers and companies to gather opinions on respective products or services, but also plays a significant role in national security and

public opinion analysis [17, 18]. While recent deep learning models of text classification [1–3] demonstrate efficacy in a seen domain (i.e., a domain with labeled data), most of them do not perform well in an unseen domain (i.e., a domain only with unlabeled data). However, in real life, text classification is inevitably used in unseen domains. Text classification can be considered as a domain-dependent task, because a sentence may convey different meanings in various domains. For instance, the term "short" in the context of "short service time" in an electronic review is construed as negative, whereas in a restaurant review, "short" in the context of "short waiting time" is considered positive.

Domain generalization (DG) is a type of transfer learning task. A similar task is Domain Adaptation, which allows access to both source domain and target domain data. Unlike Domain Adaptation, Domain Generalization only permits access to data from the visible domains. The goal of the Domain generalization approach is to address this problem by training a well-generalized model only with labeled data from one or more seen source domains and testing on an unseen domain. Although there has been considerable research on DG in the field of image classification, there have been few studies address in DG of text classification. Most studies in DG of text classification are based on Mixture of Experts (MoE) [4, 5]. This approach involves training domain-specific experts and a domain-shared expert independently, followed by their aggregation using a score function. However, the effectiveness of these methods is constrained. In contrast, in real-world scenarios, individuals exhibit a natural ability to swiftly adapt to texts in unknown domains. We posit that the differentiating factor between humans and machines lies in humans' capacity to autonomously categorize domain knowledge into domain-specific and domain-invariant categories and form semantic memory. This ability enables humans to enhance their generalization capacity using prior knowledge. Inspired by this, we contend that storing domain-specific knowledge and domain-invariant knowledge can enhance the DG capabilities of the model.

In this paper, we propose a **Multi-source Meta-learning** framework relying on a **"Jury"** mechanism and **Memory module (MMJM)** to facilitate the learning of both domain-invariant and domain-specific features. Specifically, we introduce a meta-learning framework [6] based on the multi-source DG, which simulates how the model generalizes to an unseen domain. We suppose that the meta-learning approach aids the model in differentiating domains and learning the way of classification in an unseen domain by enhancing its ability to capture domain-related features. Additionally, we incorporate a memory mechanism [6] to more effectively capture domain-specific features, leveraging domain information comprehensively while mitigating the risk of unstable optimization. Furthermore, we introduce an innovative **"Jury"** mechanism [7] to exploit domain-invariant features. This mechanism promotes features from the same class to be closer and features from different classes to be further away.

Our contributions are summarized as follows:

- We propose a novel multi-source meta-learning framework with the memory and "jury" mechanism, which simulates how the model generalizes to an unseen domain.
- We are the first to introduce a memory mechanism into DG for text classification, aimed at learning both domain-specific and domain-invariant features.
- We demonstrate the effectiveness of our proposed framework through extensive experiments and detailed analyses.

## 2 Related Work

**Domain Generalization (DG).** In the DG method, the model can access one or more source domains only with labeled data and needs to be tested in the target domain with unlabeled data. Most previous research focuses on extracting domain-invariant representation. The first widely explored method is domain adversarial training. Many studies [4, 5, 8, 9] use this to reduce the divergence between domains. Another method is based on a mixture of experts (MoE). For example, the work [4] propose a set of parallel domain-specific experts to get multiple domain-related classification results and use a distance metric component to compute the mix score to choose the expert. Recently, with the impressive advancements in large language models, many have demonstrated excellent generalization capabilities. Models like ChatGPT (OpenAI), ChatGLM [26, 27], Llama [28], Mixtral [29], and others have shown outstanding abilities in domain generalization. These models exhibit excellent classification performance across various domains, demonstrating remarkable domain generalization capabilities.

**Meta-Learning.** The concept of meta-learning is "learning to learn" [10]. Its main idea is to divide the training stage into a meta-train stage and a meta-test stage, using multi-step gradient descent to learn a good initialization. MLDG [11] is the first to incorporate meta-learning into DG, innovatively transforming the meta-train and meta-test process to simulate domain shift situations. This development catalyzes the integration of various meta-learning methods into DG. For example, [12] suggests introducing a regularization function for meta-learning, which is called meta regularizer (MetaReg). What is relevant to us is [6], which introduces a meta-learning framework with a memory module in DG for the Re-Identification task. Different from previous methods, we are the first to introduce the meta-learning method into DG for text classification, combining it with a memory module and a "jury" module.

**Contrastive Learning.** Contrastive Learning [13] is commonly employed to learn the general features by training models to identify similarities and differences among data points. The representative learning style [14] is to make an anchor closer to a "positive" sample and further from many "negative" samples in the representation space. The work [15] first introduces contrastive learning into text classification. Then, [7] introduces a "jury" mechanism, which can learn domain-invariant features with a memory module. Recently, [16] introduces supervised contrastive learning into DG in text classification to help "learn an ideal joint hypothesis of the source domains". Inspired by these methods, we introduce the "jury" mechanism into DG for text classification.

### 3 Method

#### 3.1 Problem Definition

The goal of the multi-source DG is to train a model using multiple seen source domains with labeled data, ensuring its effective performance in previously unseen target domains. In this paper, we consider  $D$  seen source domains  $D_S = \{D_S^d\}_{d=1}^D$  as the training set and only one unseen target domain  $D_T$  as the test set. The data of each source domain is defined as:  $D_S^d = \{(x_{d,i}, y_{d,i})\}_{i=1}^{N_d}$ , where  $N_d$  is the number of samples in the  $d$ -th source domain;  $x_{d,i}$  is a sample from the  $d$ -th source domain;  $y_{d,i}$  is the label of  $x_{d,i}$ , where  $y_{d,i} = \{c\}_{c=1}^{N_C}$ ,  $N_C$  is the number of the class.

#### 3.2 Meta-Learning Framework

Following [6], we introduce meta-learning to simulate how the model generalizes to an unseen domain. We divide the training stage into meta-train and meta-test stages. At the beginning of each training epoch, we randomly select one domain's data as the meta-test dataset, and the remaining  $D - 1$  domains' data as the meta-train datasets. Our model is shown in Fig.1.

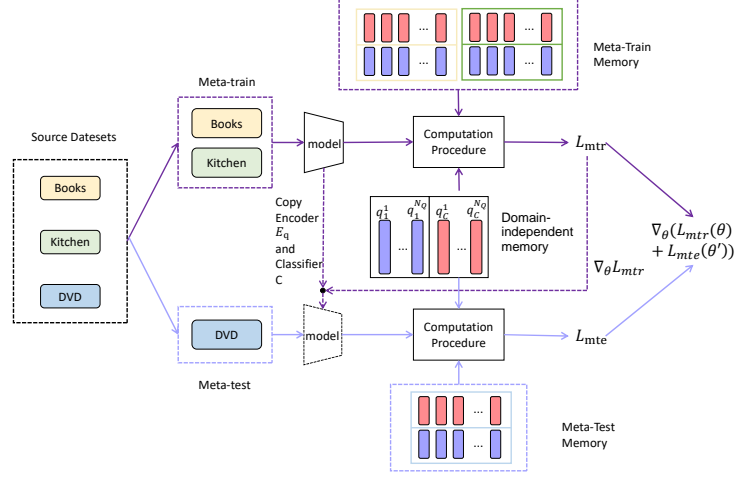
We update the model with meta-train and meta-test stages together. At first, we copy the original model. During the meta-train stage, we calculate the meta-train loss  $L_{mtr}$  with the original model. This loss is composed of three parts: the classification loss  $L_{Class}$  calculated by the classifier  $C$ , the similarity loss  $L_{Mem}$  calculated by comparing the features extracted by the encoder with those stored in the memory module, and the  $L_{Jury}$  calculated by the "jury" mechanism. Then, we update the copied model with the meta-train loss. During the meta-test stage, meta-test loss  $L_{mte}$  is calculated in a similar way as in the meta-train stage. Finally, we update the original model with both the meta-train and meta-test losses. Therefore, the model parameters are updated through the combined meta-train stage and meta-test stages. The final model update formula is shown in Equ.1:

$$\arg \min_{\theta_{q,C}} L_{mtr}(\theta_{q,C}) + L_{mte}(Adam(\nabla_{\theta_{q,C}} L_{mtr}(\theta_{q,C}), \alpha)) \quad (1)$$

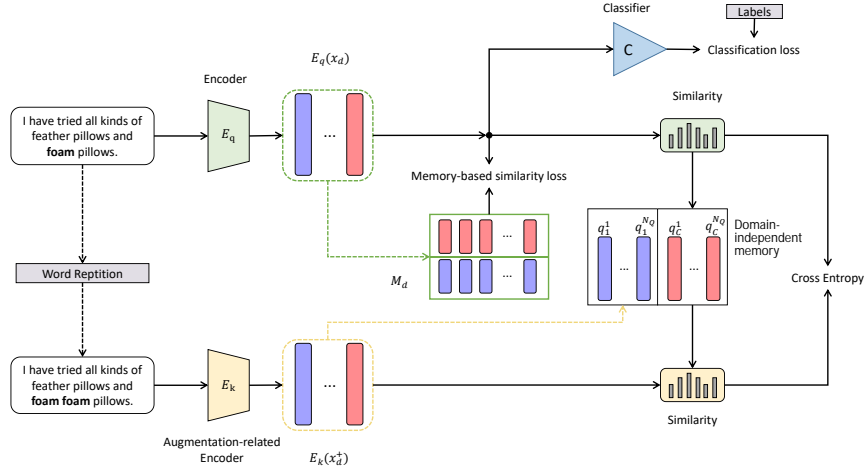
where  $\theta_{q,C}$  denotes the parameters of the encoder  $E_q$  and the classifier  $C$ ;  $L_{mtr}$  is the meta-train loss;  $L_{mte}$  is the meta-test loss; Adam is an optimizer; and  $\alpha$  is the inner loop learning rate.

#### 3.3 Memory Module

The memory module is used in conjunction with meta-learning algorithms to store domain-specific features for each domain. We maintain a memory module for each domain, denoted as  $M = \{M_d\}_{d=1}^D$ , containing features for each class of that domain, where  $D$  is the number of source domains. Each domain's memory module contains  $N_C$  feature slots  $M_d = \{M_d[c]\}_{c=1}^{N_C}$ , where  $N_C$  is the number of



(a) The Overall Meta-learning Framework.



(b) The Detailed Computation Procedure

Fig. 1: The proposed framework MMJM. Fig. 1a shows the overall meta-learning framework and the Fig. 1b shows the detailed computation procedure of the meta-train and meta-test stages.

classes. The dimension of a slot is equal to the dimension of the encoder  $E_q$ . We calculate the memory-based similarity loss using classification features encoded by the encoder  $E_q$  and the slot  $M_d[c]$  of each memory.

**Initialization.** We initialize all memory modules before the training stage. During initialization, we sequentially initialize all slots in every memory module of all domains in the same way. Specifically, we use the pre-trained encoder to

sequentially extract the features of all samples from a class in a source domain. We then initialize the corresponding slot with a domain-specific feature. We calculate the mean of the features of each class and use it as the initialization value for each slot.

**Update.** After each iteration, we update the slots of each domain sequentially. All slots in all domains are updated in the same way. We update a slot by encoding the features of that class in the current iteration and using a momentum method to update the corresponding class slot, as shown in Equ.2:

$$M_d[c] = m \cdot M_d[c] + (1 - m) \cdot E[c] \quad (2)$$

where  $M_d[c]$  is the slot  $c$  of the domain memory  $d$ ; momentum  $m$  is a momentum parameter;  $E[c]$  consists of all the features of the  $c$  class, defined as:  $E[c] = \frac{1}{n} \sum_{i=1}^n E(x_{d,i})$ , where  $n$  is the number of samples of the  $c$  class in the  $d$  domain for that iteration.

**Memory-based Similarity Loss.** We obtain the memory-based similarity loss by calculating the similarity score between the features encoded by the encoder  $E_q$  and the slots in the memory module. We calculate the similarity between the feature  $E(x_{d,i})$  and the corresponding slot in memory, and normalize these values with softmax. The calculation method is shown in Equ.3:

$$L_{Mem} = -\log \frac{\exp((M_d[c])^T E(x_{d,i})/\tau)}{\sum_{c=1}^C \exp((M_d[c])^T E(x_{d,i})/\tau)} \quad (3)$$

where  $\tau$  is a temperature parameter.

### 3.4 "Jury" Mechanism

The domain-invariant features are directly related to the semantic features. We take  $x^+$  which is generated by data augmentation, as the semantically identical sample of input  $x$ . We introduce the "jury" mechanism mentioned in [7] to ensure the semantic similarity of each pair,  $x$  and  $x^+$ . To make the model evolve smoothly and maintain the consistency of representation over time, we construct an augmentation-related encoder,  $E_k$ , that updates parameters by momentum.

**Word Repetition.** Following [15], to change the semantics of the text as little as possible, we choose "word repetition" as our data augmentation method. We randomly repeat some words in a sentence. Given a text  $x$  with words  $w_1, \dots, w_n$  in it,  $x = \{w_1, w_2, \dots, w_{N_{text}}\}$ , where  $N_{text}$  is the length of the text. We define the maximum word repetition rate as  $r$ . Then, the number of repeated words in a text,  $k$  is determined by random sampling within the range  $[0, \text{maximum}(2, \text{int}(r \times N_{text}))]$ . This parameter is used to expand the text length during word repetition. In this way, we get the set  $rep$  of all repeated words, obtained by uniform sampling. If the words  $w_1$  and  $w_n$  are in the set  $rep$ , the text is converted to  $x^+ = \{w_1, w_1, w_2, \dots, w_n, w_n, \dots, w_{N_{text}}\}$ .

**Momentum Update.** We maintain an augmentation-related encoder  $E_k$ . Unlike the encoder  $E_q$ , which updates parameters through back propagation,

the encoder  $E_k$  updates parameters using momentum, as shown in Equ.4:

$$\theta_k = \lambda \cdot \theta_k + (1 - \lambda) \cdot \theta_q \quad (4)$$

where  $\lambda$  is a momentum parameter;  $\theta_q$  and  $\theta_k$  denote the parameters of encoders  $E_q$  and  $E_k$ , respectively. We believe this update method ensures the smoothness of the encoder  $E_k$  updates, reduces differences between the two encoders, and maintains temporal consistency.

**"Jury" Mechanism Related Loss.** We construct domain-independent memories to store domain-invariant features. We aim for  $x$  to have a higher similarity with the semantically identical sample  $x_{d,i}^+$  and a lower similarity with other samples. We build a domain-independent memory for each class to store the domain-invariant class features. We define  $N_C$  domain-independent memories  $Q = (Q_1, \dots, Q_c, \dots, Q_{N_C})$ , where  $c \in [1, N_C]$  and  $N_C$  is the total number of classes. Each domain-independent memory is structured as a queue of size  $N_Q$ :  $[q_c^1, \dots, q_c^j, \dots, q_c^{N_Q}]$ , where  $j \in [1, N_Q]$ , and  $q_c^j$  stores the class feature in position  $j$  of the  $Q_c$  domain-independent memory. We obtain the class features of each instance  $x_{d,i}^+$  through the encoder  $E_k$  and input them into the corresponding class's domain-independent memory sequentially. We do not distinguish the domain of  $x_{d,i}^+$ , but store all  $x_{d,i}^+$  sequentially into the corresponding class's domain-independent memory. We place each newest feature at the end of the domain-independent memory and delete the oldest feature in the memory.

All features in a domain-independent memory participate in calculating the similarity between  $x_{d,i}$  and its augmented sample  $x_{d,i}^+$ . Both  $x_{d,i}$  and  $x_{d,i}^+$  compute the cosine similarity with the domain-independent memory corresponding to the current sample's class. We define  $S_{d,i} = [s_1, \dots, s_j, \dots, s_{N_Q}]$  as the similarity score between  $x_{d,i}$  and all class features stored in the corresponding class's domain-independent memory. We calculate the similarity score between  $x_{d,i}$  and the corresponding domain-independent memory using the softmax function, as shown in Equ.5:

$$s_j = \frac{\exp((q_c^j)^T E_q(x_{d,i})/\tau)}{\sum_{j=1}^{N_Q} \exp((q_c^j)^T E_q(x_{d,i})/\tau)} \quad (5)$$

Similarly, we define  $S_{d,i}^+ = [s_1^+, \dots, s_j^+, \dots, s_{N_Q}^+]$  as the similarity score between  $x_{d,i}^+$  and all class features stored in the corresponding class's domain-independent memory. The method for calculating the similarity score between  $x_{d,i}^+$  and the domain-independent memory is shown in Equ.6:

$$s_j^+ = \frac{\exp((q_c^j)^T E_k(x_{d,i}^+)/\tau)}{\sum_{j=1}^{N_Q} \exp((q_c^j)^T E_k(x_{d,i}^+)/\tau)} \quad (6)$$

Then, we penalize cross-entropy loss between the two similarity scores  $s_j$  and  $s_j^+$ , as shown in Equ.7:

$$L_{Jury} = -\frac{1}{N_d} \sum_{i=0}^{N_d} s_j^+(x_{d,i}^+) \log(s_j(x_{d,i})) \quad (7)$$

where  $N_d$  is the number of samples in the  $d$ -th source domain.

### 3.5 Training Procedure

We summarize the overall training process of the model in this section. Before training, we initialize the memory module and the domain-independent memory in the "jury" mechanism. During each iteration, the  $D$  datasets are randomly divided into one meta-test dataset and  $D - 1$  meta-train datasets. Then, the meta-train and meta-test stages work together to optimize the model.

**Meta-train.** In the meta-train stage, we first extract the same number of training samples  $x_{d,i}$  from each meta-train domain. Then we input these samples into encoder  $E_q$  to extract features  $E_q(x_{d,i})$ . The features are subsequently fed into classifier  $C$  to calculate classification losses and memory-based similarity loss with the slots in the memory module. Besides, we input augmented samples  $x_{d,i}^+$  into encoder  $E_k$  to extract augmented features  $E_k(x_{d,i}^+)$ . The "jury" mechanism-related loss is calculated with features  $E_q(x_{d,i})$  and augmented features  $E_k(x_{d,i}^+)$ . Finally, we update the domain-independent memory built for the "jury" mechanism. The meta-train loss comprises the meta-train classification loss, memory-based similarity loss, and the "jury" mechanism-related loss. The formula is shown in Equ.8:

$$L_{mtr}^d = L_C(X_d; \theta_q; \theta_C) + L_{Mem}(X_d; M_d; \theta_q) + L_{Jury}(X_d; Q; \theta_k) \quad (8)$$

where  $\theta_q$ ,  $\theta_C$ ,  $\theta_k$  denote parameters of the encoder  $E_q$ , the classifier  $C$ , the encoder  $E_k$  respectively;  $X_d$  and  $M_d$  denote the samples and the memory module of domain  $d$ ;  $Q$  denotes the domain-independent memory.

The total meta-train loss is the averaged of the losses from all meta-train domains:

$$L_{mtr} = \frac{1}{D-1} \sum_{d=1}^{D-1} L_{mtr}^d \quad (9)$$

**Meta-test.** In the meta-test stage, we first copy the encoder  $E_q$  and classifier  $C$ . Then, we update them with the meta-train loss  $L_{mtr}$ . We update the encoder  $E_k$  with parameters  $\theta'_q$ , where  $\theta'_q$  represents the updated parameters of  $E_q$ . The meta-test loss is calculated in the same way as the meta-train loss. It is composed of the meta-test classification loss, the memory-based similarity loss, and the "jury" mechanism-related loss. The formula is shown in Equ.9:

$$L_{mte} = L_C(X_T; \theta'_q; \theta'_C) + L_{Mem}(X_T; M_T; \theta'_q) + L_{Jury}(X_T; Q; \theta'_k) \quad (10)$$

where  $\theta'_q$ ,  $\theta'_C$ , and  $\theta'_k$  denote the optimized parameters of the encoder  $E_q$ , the classifier  $C$ , and the encoder  $E_k$ , respectively;  $X_d$  and  $M_d$  denote the samples and the memory module of  $d$  domain;  $Q$  denotes the domain-independent memory.

**Meta Optimization.** Finally, we optimize the model as shown in Equ.1. Our training procedure is detailed in Alg.1:



**Algorithm 1:** Training Procedure of MMJM

---

**Input:**  $D$  source domains  $D_S = \{D_S^d\}_{d=1}^D$ .  
**Initialize:**  $E_q$  parameterized by  $\theta_q$ ;  $C$  parameterized by  $\theta_C$ ;  
 $E_k$  parameterized by  $\theta_k$ ; Batch size  $B$   
 Inner and outer loop learning rates  $\alpha$  and  $\beta$ ;  
**1 Memory Module Initialization:**  
**2 foreach**  $d$  **do**  
**3**     Extract all the samples' features in domain  $d$ ;  
**4**     Average features according to classes  $C$ ;  
**5**     Initialize memory slots  $M_d[C]$  with average values.  
**6 end**  
**7 Domain-invariant memory Initialization:**  
**8**     Random initialize the domain-invariant memory  $Q$ .  
**9 foreach**  $iter$  **do**  
**10**     Randomly split  $D$  into  $D_{mtr}$  and  $D_{mte}$ ;  
**11**     **Meta-train:**  
**12**     Sample batch  $B$  from each domain  $X_d = \{x_i\}_{i=1}^B$   
**13**     Compute meta-train loss  $L_{mtr}$  with Equ.9;  
**14**     **Meta-Test:**  
**15**     Sample batch  $B$  from meta-test domain  $X_T = \{x_i\}_{i=1}^B$ ;  
**16**     Copy the encoder  $E_q$  and classifier  $C$  and update  $\theta_{q,C}$  :  
        $\theta'_{q,C} \leftarrow Adam(\nabla_{\theta} L_{mtr}, \theta_{q,C}, \alpha)$ ;  
**17**     Compute meta-test loss  $L_{mte}$  with Equ.10;  
**18**     Update the domain-invariant memory  $Q$ ;  
**19**     Update  $\theta_k$  with the Equ.4  
**20**     Update all domain-specific memory  $M$ ;  
**21**     **Meta Optimization:**  
**22**     Compute gradient:  $g \leftarrow Adam(\nabla_{\theta_{q,C}} (L_{mtr}(\theta_{q,C}) + L_{mte}(\theta'_{q,C}))$   
**23**     Update  $\theta_{q,C} : \theta_{q,C} \leftarrow Adam(g, \theta_{q,C}, \beta)$   
**24 end**

---

## 4 Experimental Setup

### 4.1 Experimental Data and Evaluation Metrics

To verify the effectiveness of this method, we conduct experiments on two multi-source text classification datasets: the Amazon product review dataset [17] for the multi-source sentiment analysis, and the multi-source rumor detection dataset [18]. The Amazon product review dataset contains 8,000 reviews, evenly distributed across four domains: Books (B), DVDs (D), Kitchens(K), and Electronics (E). Each domain has 1,000 positive reviews and 1,000 negative reviews. The multi-source rumor detection dataset consists of 5,802 annotated tweets from five different events: Charlie Hebdo (CH), Ferguson (F), Germanwings (GW), Ottawa Shooting (OS), and Sydney Siege (SS), labeled as rumors or non-rumors (1,972 rumors, 3,830 non-rumors).

In the experiments, for each dataset, we alternately select one domain as the test set while using the remaining domains as the training set. For evaluation, we use the average accuracy for multi-source sentiment analysis and the average F1 score for multi-source rumor detection, calculated by averaging the results from experiments where each domain is used as the test set.

## 4.2 Baselines

We compare our method with several state-of-the-art approaches. However, previous methods are mostly based on the Domain Adaptation setting. For fairness, we employ these methods under the Domain Generalization setting.

**Basic** fine-tunes a model on labeled data from source domains and directly tests it on the target domain. **Gen** refers to [5], which proposes a model composed of several domain-specific CNNs to compute private representations and a shared CNN to compute shared representations, coupled with adversarial training. The MoE model consists of dedicated models for each source domain and a global model trained on labeled data from all source domains. During inference, the ensemble predictions of all models are aggregated. In this context, MoE [9] refers to a MoE model without a pretrained model, while **MoE-Avg** [9] refers to a MoE model with a pretrained model. **PCL** refers to a proxy-based contrastive learning method [19], where the traditional sample-to-sample mechanism is replaced by the proxy-to-sample mechanism. **Intra** [20, 21] refers to center loss, which minimizes the distance between each example and its class center. **Adv** refers to the well-studied domain adversarial adaptation method [22], which reverses the gradient calculated by the domain classifier. **Agr-Sum** [23] refers to two gradient agreement strategies based on gradient surgery to reduce the effect of conflicting gradients during domain generalization.

## 4.3 Implement Details

For all experiments, due to GPU memory constraints, we adapt Distil-Bert-base-uncased [3] and Bert-base-uncased [24] pretrained models as our encoders. The training batch size is set to 8, and we train 15 epochs. We set the token number of samples to 512. To optimize our model, we use the Adam optimizer with a weight decay of  $5 \times 10^{-4}$  to optimize the encoder  $E_q$ . The inner loop learning rate  $\alpha$  and the outer loop learning rate  $\beta$  start at  $1 \times 10^{-6}$  and are increased to  $1 \times 10^{-5}$  in the first epoch. For the memory module, the momentum coefficient  $m$  is set to 0.2 and the temperature factor  $\tau$  is set to 0.05. For the "jury" mechanism, the momentum coefficient  $\lambda$  is set to 0.999, and the size of the domain-independent memory is set to  $64 \times 768$ .

## 4.4 Experimental Results

The experimental results of text classification are shown in Tab.1. First, in the multi-source sentiment analysis and rumor detection, our method achieves the

Table 1: Experiments Results Compared with State-of-the-art Approaches.

Method	D	B	E	K	Avg Acc	CH	F	GW	OS	S	Avg F1
Gen	77.9	77.1	80.9	80.9	79.20	-	-	-	-	-	-
MoE	87.7	87.9	89.5	90.5	88.90	-	-	-	-	-	-
DistilBert											
MoE-Avg	88.9	90.0	90.6	90.4	89.98	67.9	45.4	74.5	62.6	64.7	63.02
SCL	<b>90.1</b>	90.0	90.3	<b>90.8</b>	90.30	<b>68.1</b>	44.5	75.4	66.5	65.2	63.94
Basic	89.1	89.8	90.1	89.3	89.58	66.1	44.7	71.9	61.0	63.3	61.40
MLDG	89.5	90.3	<b>90.8</b>	90.7	90.33	66.1	52	<b>79.8</b>	69.9	63.1	66.18
PCL	89.2	89.8	90.3	90.5	89.95	60.4	50.1	75.7	70.9	64.5	64.32
Intra	88.5	89.8	90.1	89.2	89.40	64.1	42.9	70.8	61.8	62.4	60.40
Adv	88.4	89.0	89.6	90.0	89.25	64.8	42.2	65.9	61.4	62.8	59.42
Agr-Sum	88.8	89.1	90	90.3	89.55	67.5	52.0	76.9	69.0	64.3	65.94
<b>MMJM</b>	89.8	<b>90.5</b>	<b>90.8</b>	<b>90.8</b>	<b>90.48</b>	66.3	<b>52.3</b>	77.1	<b>73.4</b>	<b>72.7</b>	<b>68.36</b>
Bert											
MoE-Avg	90.4	91.4	91.5	92.3	91.4	67.7	46.7	<b>80.8</b>	53.7	60.5	61.88
Basic	90.5	91.2	92.2	91.9	91.45	66.6	46.0	73.7	69.2	61.8	63.46
MLDG	91.1	91.9	91.8	92.5	91.83	67.8	50.3	77.3	71.3	60.5	65.44
PCL	89.5	91.4	<b>92.4</b>	91.8	91.28	64.1	<b>53.9</b>	70.1	70.9	66.2	65.04
Intra	90.4	91.2	91.3	92.1	91.25	63.4	47.9	71.0	67.6	57.7	61.52
Adv	91.1	91.2	91.1	92.0	91.35	66.1	44.4	69.0	70.3	62.2	62.40
Agr-Sum	90.2	91.1	91.2	91.8	91.08	67.9	53.4	77.3	70.5	57.6	65.34
<b>MMJM</b>	<b>91.2</b>	<b>91.7</b>	91.9	<b>92.7</b>	<b>91.88</b>	<b>68.8</b>	52.6	78.3	<b>73.0</b>	<b>70.6</b>	<b>68.66</b>

best performance, demonstrating its effectiveness for DG in the text classification. Second, compared to the meta-learning baseline MLDG and the contrastive learning baseline SCL, our method achieves higher accuracy. This success highlights the advantage of capturing both domain-invariant and domain-specific features. Third, our method does not reach peak performance in every domain. We attribute this to the ambiguous characteristics of data in some areas. Nonetheless, our strong performance across domains, as evidenced by average scores, highlights the method’s adaptability in diverse settings.

#### 4.5 Ablation studies

To further analyze the effectiveness of each part of our model, we conduct ablation studies. The results are shown in Tab.2, where "Meta" indicates training with the meta-learning framework, "Mem" indicates training with the memory module, "Jury" indicates training with the "jury" mechanism, "SA" refers the multi-source sentiment Analysis, and "RD" refers the multi-source rumor detection. All ablation studies are based on distil-Bert.

**Effectiveness of Meta-Learning.** We conduct the ablation study to investigate the proposed meta-learning strategy. The model trained with the proposed meta-learning strategy could improve the results. For sentiment analysis,

Table 2: Ablation Experiments

Meta	Mem	Jury	SA Avg Acc	RD Avg F1	RAM usage	GPU usage
×	×	×	89.58	61.40	2711.71 MB	1058.31 MB
✓	×	×	<b>90.6</b>	69.00	2871.52 MB	1816.93 MB
×	×	✓	90.28	66.96	2764.84 MB	1312.36 MB
✓	✓	×	90.38	68.30	2941.57 MB	1817.65 MB
✓	×	✓	90.33	<b>69.32</b>	2894.88 MB	2072.82 MB
✓	✓	✓	90.43	68.36	<b>3031.73 MB</b>	<b>2073.60 MB</b>

the model trained with a meta-learning strategy increases the basic baseline by 1.02% in the average classification accuracy. For rumor detection, the average F1 score increases by 7.6%. We believe that the implementation of meta-train and meta-test processes within the meta-learning framework could help the model adapt to the training of multi-source domains and learn domain-related features. This approach potentially reduces the risk of the model overfitting to domain biases, thereby enhancing the model’s performance in encountering unseen domains. However, the introduction of the meta-learning approach consumes substantial computational resources and memory. We believe this is due to the characteristics of the meta-learning method, which combines data from multiple source domains and updates parameters in two stages.

**Effectiveness of the "Jury" Mechanism.** The "jury" mechanism related loss could increase the classification accuracy. For sentiment analysis, compared with the Distil-Bert baseline, the model trained with the "jury" mechanism could achieve an average accuracy increase of 0.7%. For rumor detection, the average F1 score increases by 5.56%. We believe that this is because the model is trained with a large number of data-augmented examples, which could help the model learn to reduce the domain divergence between different domains. What’s more, it’s obvious that the average F1 score increases by 0.32% for rumor detection, but the average accuracy reduces by 0.27% for sentiment analysis when combining the meta-learning method and the "jury" mechanism. We think that this observation may be attributed to the more apparent similarities among data from different domains in sentiment analysis. Additionally, we find the 'jury' mechanism demands relatively fewer computational resources and memory. It is a low-cost method that can enhance the model’s generalization capabilities.

**Effectiveness of Memory Module.** Contrary to expectations, the meta-learning framework with the memory module can’t further increase the accuracy of classification compared to using meta-learning alone. However, compared to the model without the memory module, MMJM could increase the average sentiment analysis accuracy by 1%. We believe that the memory module is helpful when combined with the domain-invariant features. Additionally, the memory module requires minimal computational resources and relatively low memory. We believe that the introduction of the memory module, despite its low cost, can significantly enhance the generalization capability of the entire framework. Thus, the inclusion of the memory module is highly worthwhile.

#### 4.6 Visualization

To better understand the effectiveness of our method, we provide the t-SNE visualizations [25] of our MMJM and some baselines to intuitively assess the performance of our model on domain discrepancy, as illustrated in Fig.2. We observe that features from the source and target domains of MMJM are much more compact, which indicates our framework can learn more domain-specific and domain-invariant features.

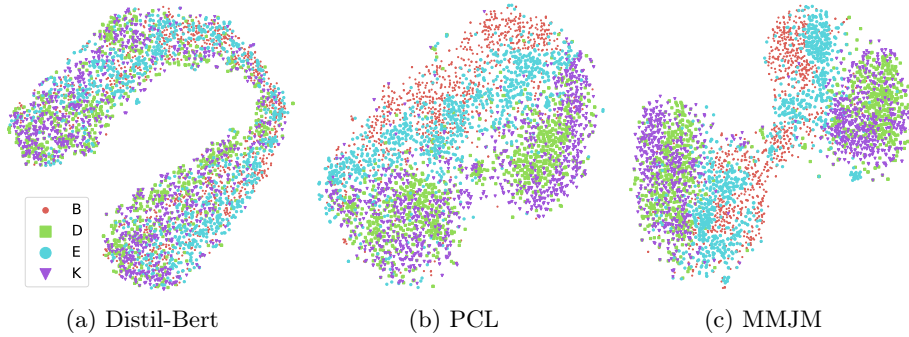


Fig. 2: t-SNE visualization of the embeddings from Distil-Bert. We choose models with source domains D,K,E and target domain B and sample 1,000 examples for each domain.

#### 4.7 Comparison with Large Language Model

To ensure the comprehensiveness of our experiments, we also explored the performance of large language models on the datasets. The experimental results are shown in Tab.3. It can be seen that on the sentiment classification dataset, ChatGPT<sup>5</sup> performs well, with an average classification accuracy 2.1% higher than MMJM. This indicates that large language models have strong sentiment perception abilities and can achieve good results across different domains, demonstrating strong generalization capabilities. However, on the rumor dataset, its performance is poor, which we believe is due to the lack of relevant knowledge about rumor detection in the language model. Therefore, we believe our model has research value, as it uses only 1% of the parameters of ChatGPT yet achieves good classification performance, significantly saving training resources and time costs for training large models. Additionally, it can still achieve good results through training on specific topics.

#### 4.8 Case Study

We present a case study to intuitively understand our framework mechanism, as shown in Tab.4. The encoder for both models is distil-Bert. P and N respectively denote the positive and negative predictions. The symbol ✕ indicates a

<sup>5</sup> gpt-3.5-turbo

Table 3: Experiments Results Compared with ChatGPT.

Method	D	B	E	K	Avg Acc	CH	F	GW	OS	S	Avg F1
ChatGPT	<b>93.1</b>	<b>93.2</b>	<b>94.4</b>	<b>95.2</b>	<b>93.98</b>	40.9	36.5	52.0	39.3	48.9	43.52
MMJM	91.2	91.7	91.9	92.7	91.88	<b>68.8</b>	<b>52.6</b>	<b>78.3</b>	<b>73.0</b>	<b>70.6</b>	<b>68.66</b>

wrong prediction. Cases from four domains B, D, E, and K. The second sentence shows that both the basic baseline and our model MMJM can make the correct prediction. We believe that is because the sentence is relatively simple making it easier to identify key information such as "books" and "stupid" . However, the performances of the two models in the third sentence are different. That demonstrates that our MMJM model can address complicated and informal sentences, but the basic model focuses on the sentiment words "kind" and "clear". What's more, we find both our model and the basic model would make the wrong answer when the class-related information or sentiment expression is unclear, like the first and the fourth sentences. Specifically, the fourth sentence contains class-related words like "rip" and "hard", which leads to the mistake, while the first sentence has an unclear sentiment expression. ALL in all, our method makes the true prediction most of the time, so we make the conclusion that our model MMJM can capture the domain-related and class-related information, though there is still room for improvement.

Table 4: Case study between the proposed framework and the basic model.

Text	Basic	MMJM
I saw the scene, where they have lissa chained to the pool table and gagged in the basement. I didn't understand most of the movie. I bet kim possible, Ron Stoppabl, and rufus can deal with them.(D)	N( <b>✗</b> )	N( <b>✗</b> )
I really feel stupid about ordering this book. Why did I do it?. The story is that stacey is moving back to new york.(B)	N	N
Very clear image! Probably the best that I saw on this kind devices! No software availble. Device is useless if you do not have windows media os. Absolutely no linux support. Good hardware... but useless... you have to buy software for \$70- 120 to be able use it...(E)	P( <b>✗</b> )	N
It really does make a difference when some of the chlorine is filtered out of your coffee (and even more so in your bourbon) water, but these filters are a rip off price-wise. It's hard to believe braun wouldn't make money selling them at a third of the price.(K)	( <b>✗</b> )	N( <b>✗</b> )

## 5 Conclusion

In this paper, we propose a multi-source meta-learning framework for DG in text classification. The meta-learning strategy simulates how the model generalizes to an unseen domain. Additionally, we incorporate a memory-based module and the "jury" mechanism to extract domain-invariant features and domain-specific features, further enhancing the model's performance.

## References

1. Zhilin Yang, Zihang Dai, Yiming Yang, Jaime Carbonell, Russ R Salakhutdinov, and Quoc V Le, "Xlnet: Generalized autoregressive pretraining for language understanding," *Advances in neural information processing systems*, vol. 32, 2019.
2. Yinhan Liu, Myle Ott, Naman Goyal, Jingfei Du, Mandar Joshi, Danqi Chen, Omer Levy, Mike Lewis, Luke Zettlemoyer, and Veselin Stoyanov, "Roberta: A robustly optimized bert pretraining approach," *arXiv preprint arXiv:1907.11692*, 2019.
3. Victor Sanh, Lysandre Debut, Julien Chaumond, and Thomas Wolf, "Distilbert, a distilled version of bert: smaller, faster, cheaper and lighter," *arXiv preprint arXiv:1910.01108*, 2019.
4. Jiang Guo, Darsh J Shah, and Regina Barzilay, "Multi-source domain adaptation with mixture of experts," *arXiv preprint arXiv:1809.02256*, 2018.
5. Yitong Li, Timothy Baldwin, and Trevor Cohn, "What's in a domain? learning domain-robust text representations using adversarial training," *arXiv preprint arXiv:1805.06088*, 2018.
6. Yuyang Zhao, Zhun Zhong, Fengxiang Yang, Zhiming Luo, Yaojin Lin, Shaozi Li, and Nicu Sebe, "Learning to generalize unseen domains via memory-based multi-source meta-learning for person re-identification," in *Proceedings of the IEEE/CVF conference on computer vision and pattern recognition*, 2021, pp. 6277–6286.
7. Yang Chen, Yu Wang, Yingwei Pan, Ting Yao, Xinmei Tian, and Tao Mei, "A style and semantic memory mechanism for domain generalization," in *Proceedings of the IEEE/CVF International Conference on Computer Vision*, 2021, pp. 9164–9173.
8. Xilun Chen and Claire Cardie, "Multinomial adversarial networks for multi-domain text classification," *arXiv preprint arXiv:1802.05694*, 2018.
9. Dustin Wright and Isabelle Augenstein, "Transformer based multi-source domain adaptation," *arXiv preprint arXiv:2009.07806*, 2020.
10. Sebastian Thrun and Lorien Pratt, "Learning to learn: Introduction and overview," in *Learning to learn*, pp.3–17. Springer, 1998.
11. Da Li, Yongxin Yang, Yi-Zhe Song, and Timothy Hospedales, "Learning to generalize: Meta-learning for domain generalization," in *Proceedings of the AAAI conference on artificial intelligence*, 2018, vol. 32.
12. Yogesh Balaji, Swami Sankaranarayanan, and Rama Chellappa, "Metareg: Towards domain generalization using meta-regularization," *Advances in neural information processing systems*, vol. 31, 2018.
13. Raia Hadsell, Sumit Chopra, and Yann LeCun, "Dimensionality reduction by learning an invariant mapping," in *2006 IEEE Computer Society Conference on Computer Vision and Pattern Recognition (CVPR'06)*. IEEE, 2006, vol. 2, pp. 1735–1742.
14. Aaron van den Oord, Yazhe Li, and Oriol Vinyals, "Representation learning with contrastive predictive coding," *arXiv preprint arXiv:1807.03748*, 2018.

15. Xing Wu, Chaochen Gao, Liangjun Zang, Jizhong Han, Zhongyuan Wang, and Songlin Hu, "Esimcse: Enhanced sample building method for contrastive learning of unsupervised sentence embedding," arXiv preprint arXiv:2109.04380, 2021.
16. Qingyu Tan, Ruidan He, Lidong Bing, and Hwee Tou Ng, "Domain generalization for text classification with memory-based supervised contrastive learning," in Proceedings of the 29th International Conference on Computational Linguistics, 2022, pp. 6916–6926.
17. John Blitzer, Mark Dredze, and Fernando Pereira, "Biographies, bollywood, boom-boxes and blenders: Domain adaptation for sentiment classification," in Proceedings of the 45th annual meeting of the association of computational linguistics, 2007, pp. 440–447.
18. Arkaitz Zubiaga, Maria Liakata, Rob Procter, Geraldine Wong Sak Hoi, and Peter Tolmie, "Analysing how people orient to and spread rumours in social media by looking at conversational threads," PloS one, vol. 11, no. 3, pp. e0150989, 2016.
19. Xufeng Yao, Yang Bai, Xinyun Zhang, Yuechen Zhang, Qi Sun, Ran Chen, Ruiyu Li, and Bei Yu, "Pcl: Proxy-based contrastive learning for domain generalization," in Proceedings of the IEEE/CVF Conference on Computer Vision and Pattern Recognition, 2022, pp. 7097–7107.
20. Yandong Wen, Kaipeng Zhang, Zhifeng Li, and Yu Qiao, "A discriminative feature learning approach for deep face recognition," in European conference on computer vision. Springer, 2016, pp. 499–515.
21. Hai Ye, Qingyu Tan, Ruidan He, Juntao Li, Hwee Tou Ng, and Lidong Bing, "Feature adaptation of pre-trained language models across languages and domains with robust self-training," arXiv preprint arXiv:2009.11538, 2020.
22. Yaroslav Ganin, Evgeniya Ustinova, Hana Ajakan, Pascal Germain, Hugo Larochelle, François Laviolette, Mario Marchand, and Victor Lempitsky, "Domain-adversarial training of neural networks," The journal of machine learning research, vol. 17, no. 1, pp. 2096–2030, 2016.
23. Lucas Mansilla, Rodrigo Echeveste, Diego H Milone, and Enzo Ferrante, "Domain generalization via gradient surgery," in Proceedings of the IEEE/CVF International Conference on Computer Vision, 2021, pp. 6630–6638.
24. Jacob Devlin, Ming-Wei Chang, Kenton Lee, and Kristina Toutanova, "Bert: Pre-training of deep bidirectional transformers for language understanding," arXiv preprint arXiv:1810.04805, 2018.
25. Laurens Van der Maaten and Geoffrey Hinton, "Visualizing data using t-sne," Journal of machine learning research, vol. 9, no. 11, 2008.
26. Zeng, Aohan, et al. "Glm-130b: An open bilingual pre-trained model." arXiv preprint arXiv:2210.02414 (2022).
27. Du, Zhengxiao, et al. "Glm: General language model pretraining with autoregressive blank infilling." arXiv preprint arXiv:2103.10360 (2021).
28. Touvron, Hugo, et al. "Llama: Open and efficient foundation language models." arXiv preprint arXiv:2302.13971 (2023).
29. Jiang, Albert Q., et al. "Mixtral of experts." arXiv preprint arXiv:2401.04088 (2024).