

MAGICORE: MULTI-AGENT, ITERATIVE, COARSE-TO-FINE REFINEMENT FOR REASONING

Justin Chih-Yao Chen Archiki Prasad Swarnadeep Saha

Elias Stengel-Eskin Mohit Bansal

UNC Chapel Hill

ABSTRACT

Large Language Models’ (LLM) reasoning can be improved using test-time aggregation strategies, i.e., generating multiple samples for each problem and aggregating over them to find a better answer. While these strategies improve performance, they often reach a saturation point beyond which additional samples provide no return. Refinement offers an alternative by using model-generated feedback to not only sample more solutions but also improve their quality. However, refinement introduces three key challenges: **(1) Excessive refinement:** Uniformly refining all instances can cause over-correction and reduce overall performance. **(2) Inability to localize and address errors:** LLMs have a limited ability to self-correct and struggle to identify and correct their own mistakes in a targeted way. **(3) Insufficient refinement:** Deciding how many iterations of refinement are needed is non-trivial, and stopping too soon could leave errors unaddressed. To tackle these issues, we propose MAGICORE, a framework for **M**ulti **A**gent **I**teration for **C**oarse-to-fine **R**efinement. MAGICORE aims to avoid excessive refinement by categorizing problems as easy or hard, solving easy problems with coarse-grained aggregation, and solving hard ones with fine-grained and iterative multi-agent refinement. To enable more granular error localization, we incorporate external step-wise reward model (RM) scores. Moreover, to ensure effective refinement, we employ a multi-agent loop with three agents: the *Solver*, the *Reviewer* (which generates targeted feedback based on step-wise RM scores) and the *Refiner* (which incorporates feedback and generates new solutions). To ensure sufficient refinement, we re-evaluate updated solutions, iteratively initiating further rounds of multi-agent refinement and making the communication between the Reviewer and Refiner agents bidirectional. We evaluate MAGICORE on Llama-3-8B and GPT-3.5 and show its effectiveness across five math reasoning datasets, with consistent gains for all datasets and models. Across datasets, even one iteration of MAGICORE beats Self-Consistency by 3.4% (absolute), Best-of- k by 3.2%, and Self-Refine by 4.0% while using less than 50% of the samples. Furthermore, unlike iterative refinement with baseline methods, MAGICORE continues to improve with more iterations. Finally, our ablations highlight the importance of MAGICORE’s use of RMs and multi-agent communication.¹

1 INTRODUCTION

Imagine a person taking a math exam with problems of varying difficulty; even before answering any question, an effective exam-taker might first distinguish between easier and more challenging problems, deciding how much effort to budget for each one (Son & Metcalfe, 2000; Dodeen, 2015). To maximize their score, the student would likely spend minimal time on the easy problems and focus more on the harder ones, refining their answers where needed. Misallocating effort could not only waste time but even lower their score, as overthinking simple problems might lead to mistakes; similarly failing to dedicate enough thought to hard problems will lead to poor results.

¹Code: <https://github.com/dinobby/MAGICoRe>

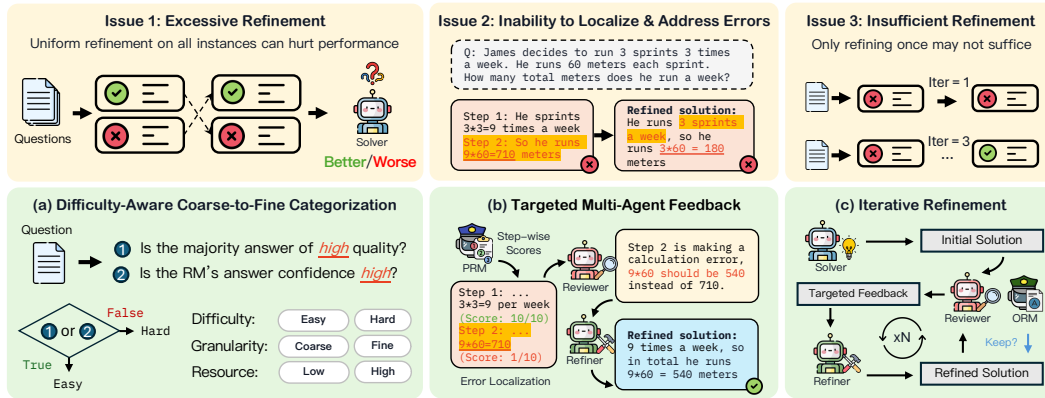


Figure 1: Three main issues in refinement: (1) *Excessive refinement*: refinement risks over-correcting, turning correct solutions into incorrect ones. (2) *Inability to localize and address errors*: LLMs struggle with finding and correcting **errors** in a targeted way. (3) *Insufficient refinement*: an effective refinement should gradually make the output better, but stopping too soon could leave errors uncorrected. To address these issues, we propose MAGICORE, which adapts resource allocation based on problem difficulty and refines only when encountering hard problems, adopting a coarse-grained aggregation approach for easy ones. For hard cases requiring refinement, we employ a multi-agent setup that iteratively reviews and refines the solutions based on targeted feedback generated by the reviewer using step-wise PRM scores.

For Large Language Models (LLMs) performing reasoning tasks, several test-time approaches have been proposed to improve performance by dedicating more computation through aggregation. These approaches sample multiple solutions to the same question and aggregate over the resulting answers (e.g. Self-Consistency (SC; Wang et al., 2022), Best-of- k sampling (Lightman et al., 2023; Sun et al., 2024; Wang et al., 2023)). However, applying aggregation strategies uniformly on all samples may waste computation on easier problems, where additional samples might not change the answer (Aggarwal et al., 2023). Refinement – where solutions are instead critiqued and improved upon during resampling – offers a possible avenue for breaking out of the aggregation rut. This mirrors human reasoning, where feedback can be used to improve answers (rather than simply retrying the same problem), often in an iterative fashion. For example, a teacher might improve a student’s understanding by providing multiple rounds of feedback on a test (Pan & Sana, 2021; Roediger & Karpicke, 2006; Wojcikowski & Kirk, 2013).

While refinement seems promising, it faces three key challenges that current work has yet to fully address (outlined in Fig. 1): (1) **Excessive refinement**: the LLM must know when to refine and when not to. While refinement can help on hard problems, uniformly refining all instances can cause over-refinement, where solutions that were already correct before refinement are “overthought” and flipped to incorrect, reducing the overall performance (Huang et al., 2024; Shridhar et al., 2024; Stechly et al., 2024). (2) **Inability to localize and address errors**: LLMs struggle to identify their own mistakes (i.e., steps needing refinement) and struggle to correct mistakes in a targeted way without explicit instructions. (3) **Insufficient Refinement**: deciding how many iterations of refinement are needed is non-trivial – some cases may require only one round, while others need more, and stopping early could leave errors unaddressed, i.e., hard problems might be “underthought” by a single refinement iteration.

To address these issues and unlock performance gains via refinement, we propose a unified solution called MAGICORE, a framework for **M**ulti **A**gent **I**teration for **C**oarse-to-fine **R**efinement. As shown in Fig. 1, our approach leverages external global and local Reward Models (RMs) that enhance both aggregation and refinement processes. To tackle the first issue (excessive refinement), we perform *selective refinement* (see Fig. 1(a)): we start by generating multiple reasoning chains from the LLM and scoring them with off-the-shelf RMs, using the entropy of the final answer distribution to classify examples as easy or hard. This classification allocates resources more efficiently and avoids over-correction by refining only hard samples. Given LLMs’ general inability to localize errors (Tyen et al., 2024), we leverage *step-by-step RM scores* to help the LLM pinpoint low-scoring steps (which are likely to be incorrect); this process is shown in Fig. 1(b). Moreover, to help LLMs refine effectively once the errors have been localized, we propose a *multi-agent system* consisting of three agents: the Solver, the Reviewer, and the Refiner. For each reasoning problem, the Solver

generates a reasoning chain, the Reviewer gives targeted feedback based on step-by-step RM scores, and the Refiner improves the solutions using this feedback. Finally, to address the issue of insufficient refinement, we *iterate the review-refine process*, checking the quality and the entropy of the final answer at each iteration as a stopping criterion (cf. Fig. 1(c)). This makes the communication between the Reviewer and Refiner agents *bidirectional*, as the refinement process is conditioned on feedback from the review, and subsequent reviews are conditioned on the refined outputs from prior iterations.

We evaluate the effectiveness of MAGICORE on five diverse math reasoning datasets (GSM8K (Cobbe et al., 2021), SVAMP (Patel et al., 2021), MATH (Hendrycks et al., 2021b), MMLU (Hendrycks et al., 2021a) and SAT (Zhong et al., 2023)) with two LLMs: Llama-3-8B and GPT-3.5. Notably, our results show that across all datasets, we obtain consistent improvements over all aggregation and refinement baselines. Specifically, just one iteration of MAGICORE on Llama-3-8B already outperforms Best-of- k sampling (Lightman et al., 2023) by 3.2% and Self-Consistency (Wang et al., 2022) by 3.4%, while using roughly half the samples. MAGICORE also outperforms a combination of Self-Refine (Madaan et al., 2023) and Self-Consistency by 4.0% (these trends also hold true for GPT-3.5). We demonstrate that MAGICORE effectively decides when to use refinement and when *not* to, leading to up to a 6.4% improvement over the strongest Best-of- k baseline on MATH (Hendrycks et al., 2021b), whereas uniformly applying refinement to all samples can result in a *drop* of 5.2%, highlighting the key role played by selective refinement. We show that MAGICORE further improves for more iterations of refinement, while the baselines fail to reliably improve across iterations. Our ablations also underscore the benefits of external scoring models (as opposed to LLM self-verification and self-scoring) and the importance of a multi-agent framing.

In summary, our contributions and findings are:

- We propose MAGICORE, a multi-agent coarse-to-fine framework that adaptively uses targeted feedback to outperform refinement methods such as Self-Refine, as well as aggregation methods such as Best-of- k and Self-Consistency, at all sample budgets across five datasets and two LLMs.
- Our difficulty-aware coarse-to-fine resource allocation results in sample-efficiency, even outperforming k -way SC while using $8\times$ fewer samples. MAGICORE continues to improve when k increases, even as aggregation methods saturate. We also validate that our coarse-to-fine classifications correlate with human difficulty judgments.
- Our analysis shows the necessity of incorporating RMs for refinement, showing that an LLM alone is less effective in determining when refinement is needed compared to trained off-the-shelf RMs. Additionally, we find that using step-wise scores to guide feedback throughout the refinement process results in superior performance. Furthermore, we demonstrate that multi-agent communication between the Reviewer and the Refiner leads to additional improvements.
- Lastly, we validate the importance of iterative refinement: while our refinement baselines do not show improvement over iterations, MAGICORE consistently improves with additional iterations.

2 MAGICORE: AN ADAPTIVE COARSE-TO-FINE REFINEMENT FRAMEWORK

MAGICORE is an adaptive framework that aims to improve both the performance and efficiency of multi-step reasoning with LLMs by intelligently applying test-time aggregation and refinement. MAGICORE consists of three intertwined components, resulting in a unified solution to the three issues discussed in Section 1: Excessive refinement, the inability of LLMs to localize and address their own errors, and insufficient refinement. (1) MAGICORE avoids excessive refinement by categorizing problem difficulty as easy or hard, using coarse-grained aggregation for easy problems and fine-grained, iterative multi-agent refinement for hard ones. (2) To improve error localization, we incorporate step-wise scores from an external reward model, providing targeted feedback and thereby helping the LLM to identify problematic steps. To enable effective refinement where the feedback is properly incorporated, we employ a multi-agent setup with three agents: the *Solver*, the *Reviewer*, which generates targeted feedback based on step-wise RM scores, and the *Refiner*, which incorporates feedback to generate new solutions. (3) To ensure sufficient refinement, the refined solutions are re-evaluated, iteratively initiating further rounds of multi-agent refinement if needed, and making the communication between agents bidirectional. Below we introduce MAGICORE in detail.

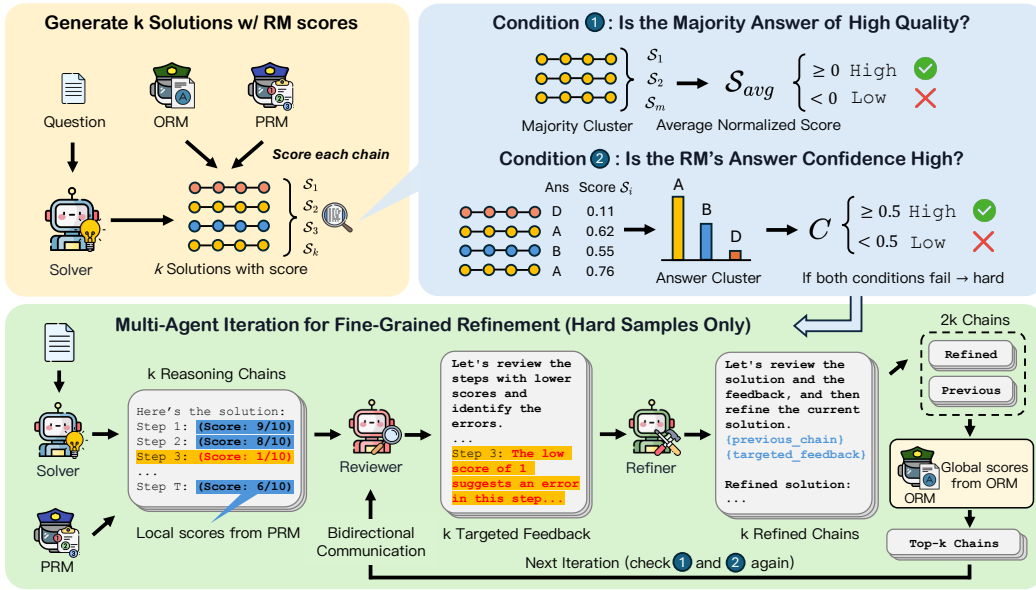


Figure 2: MAGICORE first generates k reasoning chains for each problem and obtains solution-level scores from both the ORM and PRM. The problem’s difficulty is then classified based on two conditions: (1) the quality of the majority answer and (2) the RM’s answer confidence. A problem is considered hard when the majority answer receives a low average RM score *and* the answer distribution is flat, indicating that no single answer is substantially better than others (i.e., low confidence). For these hard problems, we employ a multi-agent setup with three agents: Solver, Reviewer and Refiner. The Solver generates k reasoning chains, passing them to the PRM for step-wise scoring to pinpoint **errors**. The Reviewer turns scores into targeted feedback, and the Refiner improves the previously generated k solutions using the Reviewer’s feedback. This review-refine communication cycle is repeated until either of the two conditions passes, or a maximum number of iterations is reached.

2.1 OVERALL MAGICORE FRAMEWORK

Background. In MAGICORE, we incorporate three models: (1) an LLM with three roles: the Solver, the Reviewer, and the Refiner for generating initial solutions, targeted feedback, and refinement, respectively (more details in Section 2.3), (2) an Outcome Reward Model (ORM; Cai et al., 2024) for generating global, solution-level correctness score, and (3) a Process Reward Model (PRM; Wang et al., 2023) for generating local step-by-step correctness scores. Given a query and a Solver’s response, the ORM evaluates the overall – or “global” – correctness of this response. A PRM, on the other hand, assigns scores for each step within a reasoning chain, providing a finer-grained – or “local” – correctness signal. The ORM and PRM perform both independent and joint tasks in our framework. The ORM’s global correctness score is crucial for deciding which refined samples to retain during iterative refinement, and the PRM’s local correctness score is used for generating targeted feedback. Both the ORM and PRM contribute to (1) assessing problem difficulty and (2) Weighted Self-Consistency (Li et al., 2023) for final answer selection (see Appendix A for details).

Overview. A high-level overview of MAGICORE is presented in Fig. 2. The process begins with the Solver generating k reasoning chains for each problem, followed by the ORM and PRM providing solution-level scores (as illustrated in the top-left of Fig. 2). Next, the input problem’s difficulty is classified based on two criteria (top-right of Fig. 2): (1) the quality of the majority answer and (2) the RMs’ answer confidence. Refinement is initiated only when the problem is deemed difficult, which occurs when the majority answer receives a low average RM score *and* the answer distribution is flat – indicating no single answer is significantly better than the others (i.e., low confidence). For these hard samples requiring refinement, we employ a multi-agent setup with three agents: the Solver, the Reviewer, and the Refiner (bottom of Fig. 2). The Reviewer uses the k reasoning chains generated by the Solver, along with the step-wise scores from the PRM, to provide targeted feedback. The Refiner then enhances the k solutions based on this feedback. This bidirectional communication between the Reviewer and Refiner can continue for multiple iterations. At the end of each iteration, the ORM assigns a global correctness score to each chain, determining which top k solutions to retain, with the final answer being aggregated from these top k solutions.

2.2 CLASSIFYING PROBLEM DIFFICULTY AND ASSIGNING TO COARSE OR FINE METHODS

The first step of MAGICORE is to categorize each problem’s difficulty, either as easy or hard. As illustrated in Fig. 2, we assess two conditions described below.

Condition 1: Is the Majority Answer of High Quality? To assess problem difficulty, the Solver generates k solutions for the input question and group them by their final answers. From the largest cluster of solutions, we calculate the average RM score and normalize it by the average score across all solutions, denoted as \mathcal{S}_{avg} . After normalization, if \mathcal{S}_{avg} is greater than 0, Condition 1 is *true*, meaning the majority answer is already high-quality, and hence no refinement is needed. If it is lower, Condition 1 is *false*, suggesting even the most frequent answer is poor, so the generated solutions may benefit from refinement. Using this procedure, we evaluate the quality of the majority answer using both ORM and PRM separately but with the same procedure, i.e., if any of the RMs gives the majority answer a low score, Condition 1 will be *false* (see Appendix B for more details).

Condition 2: Is Reward Models’ Answer Confidence High? We check if the RMs are confident in any single answer. Confidence is determined by how concentrated the answer distribution is (i.e., if one cluster stands out). A concentrated distribution indicates high confidence, while a spread-out distribution shows low confidence. The answer distribution is formed by (1) the frequency of each unique answer and (2) the total RM score of each answer cluster. That is, we weigh each answer cluster by its aggregated RM score, similar to the approach used in Weighted Self-Consistency (Li et al., 2023). We calculate confidence (denoted as C) using the entropy of the answer clusters. If $C \geq 0.5$, Condition 2 is *true*, meaning RMs are confident in one answer. If $C < 0.5$, Condition 2 is *false*, indicating uncertainty and the need for further refinement. Note that we pass the answer cluster entropy to the sigmoid function, making 0.5 a natural threshold requiring no tuning; further details can be found in Appendix B. Again, we evaluate both ORM and PRM’s answer confidence separately, each following the same procedure (i.e., if any of the RMs has low confidence, Condition 2 is *false*).

Coarse-to-Fine Decision. If *either* of the conditions is met (the quality of the answer is high *or* the RMs are confident on an answer), an instance is delegated to the easy – or coarse-grained – method. Conversely, if *both* conditions are not satisfied, the instance is delegated to the hard – or fine-grained – method. For easy instances, we apply the coarse-grained method: Weighted Self-Consistency (Li et al., 2023), where we assign a weight to each answer cluster using the sum of the solution-level scores generated by both ORM and PRM, and choose the final answer from the cluster with the highest weight². Therefore, the coarse-grained method does *not* involve refinement.

2.3 FINE-GRAINED MULTI-AGENT ITERATIVE REFINEMENT

For hard instances (which fail both conditions), we need to employ refinement to unlock improvements (see the bottom part of Fig. 2). By categorizing problems as either easy or hard and applying refinement only to hard problem solutions, we mitigate the issue of excessive refinement, addressing “Issue 1” in Fig. 1. Additionally, we address “Issue 2” by employing a multi-agent setup with three agents: (1) the *Solver*, which generates the initial solution (2) the *Reviewer*, which takes PRM scores and a reasoning chain as input, and generates targeted feedback that pinpoints the errors within the chain, and (3) the *Refiner*, which takes the feedback generated by the Reviewer to refine the previous chain. Finally, to tackle “Issue 3” (insufficient refinement), we iterate the refinement process until an adequate solution is found. Below we introduce the details of the fine-grained refinement process.

Solver generates k solutions. MAGICORE begins by generating k solutions to a given problem. Implementationally, this is done in the previous step (assessing problem difficulty), as shown in the top-left of Fig. 2. Thus, given a problem that is classified as hard, we can directly re-use the k reasoning chains *already generated* by the Solver.

Reviewer generates targeted feedback. To effectively localize and address the errors, we use the PRM to evaluate each generated solution and assign local step-wise scores. We append these scores to the end of each step (see the bottom-left of Fig. 2), and pass the result to the Reviewer. The goal of the Reviewer is to incorporate step-wise correctness scores from the PRM to generate actionable feedback. That is, it takes a chain with the PRM scores as input, and is prompted to identify

²In Appendix C we show that this combination outperforms using the ORM or PRM only.

problematic steps that need refinement and possible ways to fix them. We use a 1-shot prompt to guide the Reviewer how to generate targeted feedback, and the prompt is shown in Appendix E.

Refiner improves solutions based on targeted feedback. The Refiner then uses the targeted feedback provided by the Reviewer to enhance the reasoning chain initially generated by the Solver. By highlighting specific errors in the reasoning chain, the targeted feedback enables the Refiner to address mistakes more effectively, as it clearly identifies which steps are incorrect; this can help models correct errors (Tyen et al., 2024). In Table 5, we also show that using this communicative multi-agent setup between the Reviewer and the Refiner makes refinement more effective. Here we again use a 1-shot prompt to teach the Refiner how to fix the error and improve a reasoning chain based on targeted feedback, and the prompt for the Refiner is shown in Appendix E.

Iterating the refinement process for bidirectional communication. For some hard instances, one round of refinement may be insufficient; thus, we iterate the refinement process across multiple rounds, creating a communication cycle between the Reviewer and the Refiner, with outputs from the Refiner going back to the Reviewer in the next round. To ensure sufficient refinement (and prevent excessive refinement), we re-evaluate the two conditions described in Section 2.2 in each iteration. The refinement continues until (a) one of the conditions is met, or (b) a predefined maximum number of iterations is reached.

Final answer selection. The refinement process described above operates on all k chains simultaneously, producing k refined chains in each iteration. At the end of each iteration, we use the ORM to assess whether the refined solution has improved based on its global correctness score. In other words, by the end of each iteration, we have $2k$ reasoning chains – k initial and k refined – but retain only the top k based on their global ORM scores. Here we choose to base the decision on the ORM score because the targeted feedback is generated with PRM’s step-wise scores, so selecting the solution via another scoring model avoids overfitting. Finally, the answer is selected using Weighted Self-Consistency over these retained top k chains, at the end of each iteration.

Key Improvements. By leveraging external reward models and an iterative multi-agent framework, our method achieves several key improvements: (1) it avoids excessive refinements by only refining hard samples. (2) it enhances error localization and resolution by using PRM’s step-by-step scoring to offer targeted feedback, and thereby enabling effective communication between the Reviewer and the Refiner. (3) it ensures thorough refinement by re-evaluating refined solutions, and initiating additional rounds of refinement when necessary.

3 EXPERIMENTAL SETUP

Implementation Details. We develop MAGICORE with Llama3-8B-Instruct (AI@Meta, 2024) and GPT-3.5-Turbo (OpenAI, 2022) as the base LLMs. Based on their strong performance on standard reward modeling evaluations (Lambert et al., 2024), we choose InternLM-7B (Cai et al., 2024) as the ORM, and Math-Shepherd-7B (Wang et al., 2023) as the PRM for computing the RM scores. By default, we sample $k = 40$ reasoning chains in each iteration for MAGICORE, and the decoding temperature is set to 0.8. The maximum number of iterations is set to 3, with additional analysis on increasing the number of iterations in Fig. 3 and Table 7. We compare against different categories of baselines, as follows.

- **Vanilla Prompting.** The first baseline as a reference is zero-shot Chain-of-Thought (Wei et al., 2022); note that this only generates one reasoning chain per question without aggregation.
- **Iterative Prompting.** Next, we compare MAGICORE to an iterative prompting method, **Self-Refine (SR)** (Madaan et al., 2023), which refines the initial CoT answer via iteratively prompting the LLM to generate feedback and refine the previous output accordingly.
- **Aggregation-based Methods.** The third category generates multiple samples for each question. Here, we sample k solutions from the same LLM (using a temperature of 0.8) and select the final answer either via k -way **Self-Consistency (SC)** (Wang et al., 2022) or according to the highest ORM score (**Best-of- k**) (Lightman et al., 2023; Sun et al., 2024; Wang et al., 2023). Note that we compare with $k = 120$ for these aggregation baselines, but in MAGICORE, only the hard instances require more than 40 samples (with up to $3 \times 40 = 120$ samples used in cases needing three iterations of refinement).

	MMLU	MATH	SVAMP	GSM8K	SAT	Avg.
Llama3-8B-Instruct						
Zero-shot CoT	50.4	24.2	72.4	80.1	58.2	57.1
Self-Refine (Best Iter)	49.8	24.0	72.6	79.6	59.6	57.1
Best-of- k ($k = 120$)	62.6	41.4	88.7	90.1	72.4	71.0
k -way SC ($k = 120$)	63.0	40.6	89.8	90.3	70.5	70.8
Self-Refine + k -way SC (Best Iter)	62.3	41.0	89.2	90.3	68.0	70.2
MAGICoRE (Iter=1)	67.3	46.0	91.4	91.1	75.0	74.2
MAGICoRE (Iter=2)	68.4	47.2	91.1	92.3	76.4	75.1
MAGICoRE (Iter=3)	68.9 (+5.6%)	47.8 (+5.2%)	91.3 (+1.7%)	91.6 (+1.3%)	78.2 (+6.8%)	75.6 (+4.3%)
GPT-3.5-Turbo						
Zero-shot CoT	62.5	37.2	78.1	78.5	76.8	66.6
Self-Refine (Best Iter)	61.1	37.4	77.9	78.4	77.1	66.4
Best-of- k ($k = 120$)	70.1	50.6	87.7	90.5	87.8	77.3
k -way SC ($k = 120$)	70.4	51.2	86.9	89.8	87.6	77.1
Self-Refine + k -way SC (Best Iter)	70.1	49.4	88.1	88.1	84.5	76.0
MAGICoRE (Iter=1)	73.7	57.2	89.4	91.1	90.1	80.3
MAGICoRE (Iter=2)	73.3	57.8	90.1	91.1	90.9	80.6
MAGICoRE (Iter=3)	73.6 (+3.5%)	58.6 (+8.0%)	90.1 (+2.4%)	91.4 (+0.9%)	90.9 (+3.1%)	80.9 (+3.6%)

Table 1: Performance comparison of different methods and models. The (+x%) is compared with the strongest baseline (Best-of- k) highlighted in blue. Across both models and datasets, MAGICoRE provides consistent improvements. Notably, MAGICoRE already surpasses all baselines after the *first iteration* of refinement.

- **Iterative Baseline with Aggregation.** To enable a fair comparison, we also report a stronger version of self-refine by combining **Self-Refine and Self-Consistency (SR+SC)**, i.e., a baseline that is iterative, refines, and aggregates. Specifically, this baseline applies Self-Refine for k samples in parallel, and the final answer is derived by aggregating the k refined solutions.

Datasets. We measure the effectiveness of MAGICoRE extensively on five math reasoning datasets. The first class of datasets we test on are math word problems: **GSM8K** (Cobbe et al., 2021), **SVAMP** (Patel et al., 2021), and **MATH** (Hendrycks et al., 2021b). GSM8K and SVAMP consist of grade school-level math problems, with 1312 and 1000 problems in the test set. The MATH dataset is relatively more challenging, comprising high-school math competitions spanning diverse topics such as Prealgebra, Algebra, Number Theory, Counting and Probability, Geometry, Intermediate Algebra, and Precalculus and a total of 5000 problems. Following previous works (Lightman et al., 2023; Wang et al., 2023), we evaluate MATH performance on a representative subset of 500 samples. Furthermore, we also evaluate on mathematics splits of general benchmarks that test language models’ world knowledge and problem-solving abilities over various subjects such as **MMLU** (Hendrycks et al., 2021a) and **SAT** (Zhong et al., 2023) with 974 and 220 test instances respectively.

4 RESULTS AND ANALYSIS

4.1 MAIN RESULTS

MAGICoRE outperforms all baselines at the first iteration. We present our main results in Table 1. First, one iteration of MAGICoRE (i.e., with only one round of communication between the Reviewer and the Refiner) already outperforms all baselines. Compared to aggregation-based methods, which generate multiple responses for each problem without refinement, we observe that MAGICoRE after the first iteration, improves over Best-of-120 by 3.2% (absolute) averaged across the five datasets on Llama-3-8B, despite using $2\times$ fewer samples. Note that our method’s first iteration only involves 40 samples for easy problems and 40 refined chains (which are only refined once) for the *subset* of hard problems, making our $k = 55$ on average. When compared to 120-way SC, our method shows an even greater average improvement of 3.3% on Llama-3-8B and 3.2% on GPT-3.5. Turning to refinement-based methods, we compare against Self-Refine (SR; Madaan et al., 2023) without aggregation, where each iteration operates on a single instance. Note that we run refinement-based baselines with up to 5 iterations and only report the best in Table 1 (denoted as “Best Iter”), leaving a more detailed comparison in Fig. 3 and Table 7. On average, MAGICoRE shows 17.1% and 13.5% improvements over SR for Llama-3-8B and GPT-3.5; however, SR alone is a weaker baseline as it does not aggregate over multiple samples; therefore, we also compare to SR + SC. Even when compared to SR + SC’s best iteration, MAGICoRE outperforms SR + SC by 5.4%

(Llama-3-8B) and 4.9% (GPT-3.5) on average. This performance gain can be attributed to the fact that MAGICORE can adaptively address challenging instances with targeted refinement.

MAGICORE continues to improve with more iterations. While MAGICORE already beats *all* baselines after the very first iteration, in Table 1, we also observe a clear upward trend in MAGICORE performance as the number of iterations increases. We illustrate this further in Fig. 3, which presents the accuracy across successive iterations. Our comparison includes Best-of- k and SR + SC with $k = 40$, with accuracy averaged across five datasets. We find that while SR + SC fluctuates around the same range of 70%, MAGICORE continues to improve and stabilize at the third iteration with 75.6% accuracy (with a noticeable 1.4% improvement compared to the first iteration). This increasing trend highlights the importance of our iterative refinement and the ability to overcome insufficient refinement for hard instances.

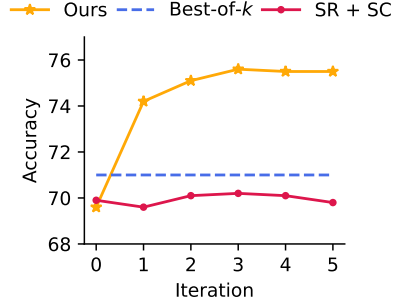


Figure 3: Comparison of MAGICORE, Best-of- k , and Self-Refine + k -way SC (SR + SC), across iterations, averaged across five datasets. See Table 7 for full results.

MAGICORE outperforms aggregation-based methods despite using less computation. In Fig. 4, we further compare the cost and performance of MAGICORE with Best-of- k and SC on MATH and MMLU using Llama-3-8B, studying how performance changes as we increase the number of reasoning chains generated per question k . Note that the k for baselines are the actual sample size, whereas, in our method, we add k more samples in each iteration, resulting in slightly more sample size on average. However, the trend in Fig. 4 shows that MAGICORE consistently outperforms k -way SC and Best-of- k at any given k . Moreover, while SC saturates and stops improving at around $k = 40$, MAGICORE continues to improve with increasing k . Notably, MAGICORE with $k = 15$ already performs better than Best-of-120 and 120-way SC, highlighting the cost-effectiveness of our method. These findings also align with previous research (Chen et al., 2024b) that SC exhibits saturation: there is no meaningful improvement when the number of reasoning chains exceeds 40, and we even see a performance drop on MATH. In contrast, MAGICORE shows noticeable performance gains with higher k , suggesting that MAGICORE possesses a higher ceiling in comparison to SC.

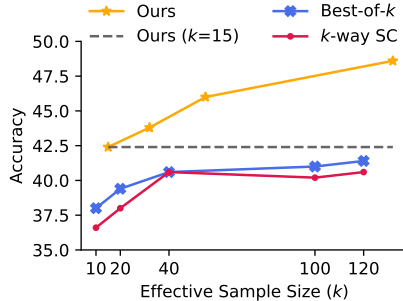


Figure 4: Comparison of MAGICORE, k -way SC, and Best-of- k with different k on MATH.

4.2 ADDITIONAL ANALYSES OF MAGICORE

Selective refinement avoids over-correcting and improves overall performance. In Section 1, we noted that excessive refinement could potentially hurt performance by flipping correct answers to incorrect ones. Here, we provide a quantitative analysis of this claim. Recall that we have two methods: coarse aggregation (Weighted SC) and fine refinement (multi-agent iteration) which we apply *selectively* depending on predicted problem difficulty (c.f. Section 2.2). In Table 2, we measure the performance of each method when applied uniformly to *all* instances, regardless of the problem difficulty. We find that uniformly applying refinement actually degrades performance; comparing Weighted SC (the “Aggregation-Only” in row 1) to refinement-only (row 2), we see that refining all samples leads to 3.8% and 5.2% drops on MMLU and MATH, respectively, pointing to the over-correction issue. Conversely, one iteration of our selective refinement (row 3) targets only the challenging instances where the weighted majority vote is unlikely to succeed, resulting in up to 2.6% improvement com-

Method	MMLU	MATH
Aggregation-Only	64.7	44.0
Refinement-Only	60.9	38.8
MAGICORE	67.3	46.0

Table 2: Comparison when uniformly adopting aggregation (i.e., Weighted SC) or refinement to all instances. The last row refers to MAGICORE with one iteration of refinement.

pared to uniformly applying aggregation (row 1). This demonstrates that our selective refinement not only avoids over-correction but also enhances overall performance by effectively allocating more resources to harder problems.

PRM-based targeted feedback enables better refinement.

Having demonstrated that selectively applying refinement in MAGICORE is crucial for achieving improvements, we now compare the refinement process with and without using a PRM. To this end, *without using a PRM*, we ask the LLM to generate an updated solution based on its own previous reasoning, referring to this as LLM Self-Refinement. This is similar to SR + SC in Table 1, except we use MAGICORE’s ability to identify hard instances and only apply refinement to those, resorting to Weighted SC for the easier problems. Compared to the full MAGICORE in row 4 of Table 3, using LLM’s self-refinement (row 1) results in an average drop of 1.5%, indicating that using the LLM for refinement is less effective than using a PRM. To further examine how sensitive the refinement process is to the score quality, in row 2, we replace the actual PRM scores with random scores. The result is worse than row 4, indicating that PRM scores help in localizing errors. Finally, we test whether the global ORM score can offer a similar advantage as using the local PRM score. In row 3, instead of appending the step-wise score in each step, we place the global ORM score at the end of the response to generate the feedback. Result shows that it performs slightly worse than using the PRM score, suggesting that while global correctness is a strong signal as well, local correctness scores better localize errors in the intermediate steps, helping the LLM identify and correct them more effectively. Overall, MAGICORE’s method of using the step-wise feedback from the PRM is most effective for refinement.

MAGICORE Refinement Variants	MMLU	MATH
LLM Self-Refinement	65.9	44.4
Random Step Score	66.4	43.8
ORM Score (No Step Score)	66.8	45.2
MAGICORE (PRM Step Score)	67.3	46.0

Table 3: Comparison of different refinement variants in MAGICORE. The rows represent the following setups: (1) refers to using an LLM for direct refinement, (2) replaces the actual PRM score with random scores to generate feedback, (3) uses the ORM score instead of PRM score for feedback generation, and (4) is the full setup used in MAGICORE (one iteration), which uses the PRM score for refinement.

MAGICORE’s two conditions for classifying problem difficulty is more effective than prompting LLMs or any condition alone.

In MAGICORE, we use reward models to classify each instance as easy or hard. Given that the RMs are also fine-tuned LLMs, we investigate whether prompting the LLM to perform this classification directly could replace the external RMs. We compare two settings in the first two rows, where we prompt Llama-3-8B to evaluate the difficulty of an instance. In the first setting (classification), the LLM generates a binary label. In the second setting (confidence), it produces a confidence score ranging from 0 to 1, indicating whether refinement is required – that is, whether the example is easy or hard. Results in Table 4 show that the LLM is less effective at determining instance difficulty compared to a reward model, as evidenced by a performance drop of 1.6% – 2.6%. In rows 3 and 4, we also examine the performance when only one of the conditions of MAGICORE (c.f. Section 2.2) is used to decide difficulty. Specifically, when only condition 1 is applied, an instance is classified as hard if the majority answer’s quality is low. Conversely, when only condition 2 is applied, an instance is classified as hard if the RM’s answer confidence is low, regardless of the majority answer’s quality. Results indicate that while each condition individually outperforms LLM self-verification, combining both yields the best performance. Indeed, in Appendix D, we find that MAGICORE’s assessment of problem difficulty shows the highest agreement with human-annotated labels.

Criterion for Refinement	MMLU	MATH
Prompt (classification)	65.2	45.0
Prompt (confidence)	64.7	44.4
Condition 1 only	66.4	43.6
Condition 2 only	66.1	44.2
Cond. 1 & Cond. 2	67.3	46.0

Table 4: Comparison of different ways of detecting hard problems.

Separating Reviewer and Refiner roles outperforms combining these roles. In Table 5, we examine the effects of combining the roles of Reviewer and Refiner by merging their prompts, instructing the model to simultaneously generate both feedback and a refined solution. This method is referred to as “Joint Roles”. In MAGICORE, the Reviewer and Refiner have distinct, clearly defined roles,

which we refer to as the “Distinct Agents” approach. As before, the performance comparison is based on the first iteration, with all other variables held constant. Our findings show that maintaining separate roles (as in our multi-agent setup) leads to better performance, with the “Joint Roles” configuration resulting in a 0.6% drop in MMLU and a 1.2% decrease in MATH. The larger drop in MATH suggests that its problems are more complex and often require extended reasoning, making the combined roles less effective, whereas maintaining separate roles proves to be more beneficial.

	MMLU	MATH
Joint Roles	66.7	44.8
Distinct Agents (Ours)	67.3	46.0

Table 5: MAGICORE’s separation of the Reviewer and Refiner roles is more effective than combining them into a single role.

5 RELATED WORK

Improving Reasoning by Aggregation. Self-Consistency (SC; Wang et al., 2022) generates k reasoning chains and marginalizes over the chains to obtain answer clusters; the most frequently-occurring answer is selected as the final prediction. While simple and effective, it requires generating k solutions for every sample at test time. This can be costly and suboptimal, as both past work and our work show that SC saturates as k increases (Chen et al., 2024b; Li et al., 2024a). To enhance cost-effectiveness, several studies adaptively determine the number of samples (k) required for each instance (Aggarwal et al., 2023; Li et al., 2024b). However, the performance of such approaches is upper-bounded by SC – they address the cost issue but do not enhance overall performance. To surpass SC, Yin et al. (2024) argue that SC’s focus on selecting only the most frequent answer may overlook instances where the correct answer is actually the second most frequent. They propose using the LLM to evaluate answer clusters, taking into account not just frequency but also the LLM-evaluated quality of the answers. Given recent findings that LLMs struggle with self-correction and finding errors (Huang et al., 2024; Tyen et al., 2024; Kamoi et al., 2024), we instead propose using external RMs for deciding between coarse-grained aggregation and fine-grained refinement, identifying errors, and aiding refinement; this allows us to improve over aggregation alone.

LLM-based Verification and Refinement. Past work mostly uses RMs for verification purposes (Li et al., 2023; Khalifa et al., 2023; Cobbe et al., 2021; Lightman et al., 2023). Notably, GLoRe (Havrilla et al., 2024) takes local correctness into account for refinement, but in a non-adaptive way, and it requires specific data curation with fine-tuning; our work is adaptive and uses off-the-shelf global and local models. Another line of work has proposed using the LLM itself as a verifier, in place of an RM (Liu et al., 2024; Zhang et al., 2024; Aggarwal et al., 2023; Madaan et al., 2023). However, recent work has questioned the ability of LLMs to “self-evaluate” or “self-verify” their own reasoning (Huang et al., 2024; Stechly et al., 2023; Kamoi et al., 2024). Hence, MAGICORE uses readily-available external RMs (Christiano et al., 2017; Wang et al., 2023; Cai et al., 2024; Lambert et al., 2024) to guide the LLM’s reasoning.

As uniformly refining all samples can in fact hurt performance, Shridhar et al. (2024) trained specific models to decide when to refine and when to trust refined solutions. Their non-iterative method breaks down the question into multiple subquestions, under the assumption that question decomposition helps LLM generate more accurate answers. In MAGICORE, our refinement process uses a coarse-to-fine resource allocation method to differentiate easy from hard problems (for which we use both global and local rewards) and thus to decide when to refine, uses explicit step-wise local scoring rather than question decomposition, and iteratively refines guided by global correctness to ensure sufficient refinement. Wadhwa et al. (2024) propose a multi-agent detect-critique-refine pipeline for generation tasks; in contrast, MAGICORE focuses on reasoning tasks, uses external global and local reward models for selective coarse-to-fine refinement (whereas Wadhwa et al. (2024)’s detection uses the same metric as their evaluation, which is infeasible in reasoning where the metric requires access to the gold answer), and employs an iterative, bidirectional multi-agent communication setup.

Multi-Agent Systems with LLMs. An increasing number of studies explore how LLMs can be used in multi-agent systems, where the agents interact, collaborate, and compete (Wang et al., 2024; Lu et al., 2024; Feng et al., 2024). Related to our work, one line of multi-agent research focuses on structured debates or discussions between LLM agents, where the interaction helps refine and improve previously generated solutions (Du et al., 2023; Liang et al., 2023; Yin et al., 2023; Chen et al., 2024a). We find that separating out roles into a multi-agent setup, with one agent generating feedback and another other refining based on that feedback, yields better results than attempting both

at once. Generally, a major challenge in multi-agent systems is achieving a correct consensus among LLMs; external feedback can help prevent this consensus from aligning with the agents’ internal and possibly erroneous outputs. Therefore, unlike past work which relies on models themselves to provide feedback, MAGICORE incorporates external reward models for more objective scoring, enabling the generation of targeted feedback to guide the model in refining its responses. In Section 4.2, we show that this approach is more effective than relying on the LLM to identify its own errors.

6 CONCLUSION

Building on the observation that different problems require varying amounts of computation, we introduced MAGICORE, a method that adaptively allocates more computational resources to more challenging problems and selectively applies refinement where appropriate, i.e., on harder problems. MAGICORE addresses three key issues in refinement: excessive refinement on easy examples, the inability of LLMs to detect and correct errors in their reasoning, and insufficient refinement on hard instances. Our approach tackles these issues by employing both global and local external reward models to decide which samples to refine. We then incorporate local correctness scores to generate targeted feedback and an iterative multi-agent communication framework to refine solutions for hard problems. Our results across five math datasets and two models show that our coarse-to-fine method consistently outperforms both coarse-grained aggregation and fine-grained refinement alone at any given budget and even outperforms baselines using substantially more computation. In our ablations, we demonstrate the importance of selective refinement, showing that performance generally drops when refining all samples uniformly. We also highlight the role of iteration in our framework, showing increased performance across iterations even as baselines stagnate.

ACKNOWLEDGEMENTS

This work was supported by NSF-CAREER Award 1846185, NSF-AI Engage Institute DRL-2112635, DARPA MCS Grant N66001-19-2-4031, and a Google PhD Fellowship, and the Accelerate Foundation Models Research program. The views contained in this article are those of the authors and not of the funding agency.

REFERENCES

- Pranjal Aggarwal, Aman Madaan, Yiming Yang, and Mausam. Let’s sample step by step: Adaptive-consistency for efficient reasoning and coding with LLMs. In *Proceedings of the 2023 Conference on Empirical Methods in Natural Language Processing*, pp. 12375–12396, 2023.
- AI@Meta. Llama 3 model card. 2024. URL https://github.com/meta-llama/llama3/blob/main/MODEL_CARD.md.
- Zheng Cai, Maosong Cao, Haojiong Chen, Kai Chen, Keyu Chen, Xin Chen, Xun Chen, Zehui Chen, Zhi Chen, Pei Chu, Xiaoyi Dong, Haodong Duan, Qi Fan, Zhaoye Fei, Yang Gao, Jiaye Ge, Chenya Gu, Yuzhe Gu, Tao Gui, Aijia Guo, Qipeng Guo, Conghui He, Yingfan Hu, Ting Huang, Tao Jiang, Penglong Jiao, Zhenjiang Jin, Zhikai Lei, Jiaying Li, Jingwen Li, Linyang Li, Shuaibin Li, Wei Li, Yining Li, Hongwei Liu, Jiangning Liu, Jiawei Hong, Kaiwen Liu, Kuikun Liu, Xiaoran Liu, Chengqi Lv, Haijun Lv, Kai Lv, Li Ma, Runyuan Ma, Zerun Ma, Wenchang Ning, Linke Ouyang, Jiantao Qiu, Yuan Qu, Fukai Shang, Yunfan Shao, Demin Song, Zifan Song, Zhihao Sui, Peng Sun, Yu Sun, Huanze Tang, Bin Wang, Guoteng Wang, Jiaqi Wang, Jiayu Wang, Rui Wang, Yudong Wang, Ziyi Wang, Xingjian Wei, Qizhen Weng, Fan Wu, Yingtong Xiong, Chao Xu, Ruiliang Xu, Hang Yan, Yirong Yan, Xiaogui Yang, Haochen Ye, Huaiyuan Ying, Jia Yu, Jing Yu, Yuhang Zang, Chuyu Zhang, Li Zhang, Pan Zhang, Peng Zhang, Ruijie Zhang, Shuo Zhang, Songyang Zhang, Wenjian Zhang, Wenwei Zhang, Xingcheng Zhang, Xinyue Zhang, Hui Zhao, Qian Zhao, Xiaomeng Zhao, Fengzhe Zhou, Zaida Zhou, Jingming Zhuo, Yicheng Zou, Xipeng Qiu, Yu Qiao, and Dahua Lin. Internlm2 technical report, 2024.
- Justin Chen, Swarnadeep Saha, and Mohit Bansal. ReConcile: Round-table conference improves reasoning via consensus among diverse LLMs. In Lun-Wei Ku, Andre Martins, and Vivek Srikumar (eds.), *Proceedings of the 62nd Annual Meeting of the Association for Computational Linguistics*

-
- (*Volume 1: Long Papers*), pp. 7066–7085, Bangkok, Thailand, August 2024a. Association for Computational Linguistics. URL <https://aclanthology.org/2024.acl-long.381>.
- Lingjiao Chen, Jared Quincy Davis, Boris Hanin, Peter Bailis, Ion Stoica, Matei Zaharia, and James Zou. Are more llm calls all you need? towards scaling laws of compound inference systems. *arXiv preprint arXiv:2403.02419*, 2024b. URL <https://arxiv.org/abs/2403.02419>.
- Paul F Christiano, Jan Leike, Tom Brown, Miljan Martic, Shane Legg, and Dario Amodei. Deep reinforcement learning from human preferences. *Advances in neural information processing systems*, 30, 2017.
- Karl Cobbe, Vineet Kosaraju, Mohammad Bavarian, Mark Chen, Heewoo Jun, Lukasz Kaiser, Matthias Plappert, Jerry Tworek, Jacob Hilton, Reiichiro Nakano, et al. Training verifiers to solve math word problems. *arXiv preprint arXiv:2110.14168*, 2021.
- Hamzeh Dodeen. Teaching test-taking strategies: Importance and techniques. *Psychology Research*, 5(2):108–113, 2015.
- Yilun Du, Shuang Li, Antonio Torralba, Joshua B. Tenenbaum, and Igor Mordatch. Improving factuality and reasoning in language models through multiagent debate. *arXiv preprint arXiv:2305.14325*, 2023. URL <https://arxiv.org/abs/2305.14325>.
- Shangbin Feng, Weijia Shi, Yike Wang, Wenxuan Ding, Vidhisha Balachandran, and Yulia Tsvetkov. Don’t hallucinate, abstain: Identifying LLM knowledge gaps via multi-LLM collaboration. In Lun-Wei Ku, Andre Martins, and Vivek Srikumar (eds.), *Proceedings of the 62nd Annual Meeting of the Association for Computational Linguistics (Volume 1: Long Papers)*, pp. 14664–14690, Bangkok, Thailand, August 2024. Association for Computational Linguistics. URL <https://aclanthology.org/2024.acl-long.786>.
- Alex Havrilla, Sharath Rparathy, Christoforus Nalmpantis, Jane Dwivedi-Yu, Maksym Zhuravinskyi, Eric Hambro, and Roberta Railneau. Glore: When, where, and how to improve llm reasoning via global and local refinements. *arXiv preprint arXiv:2402.10963*, 2024.
- Dan Hendrycks, Collin Burns, Steven Basart, Andy Zou, Mantas Mazeika, Dawn Song, and Jacob Steinhardt. Measuring massive multitask language understanding. *Proceedings of the International Conference on Learning Representations (ICLR)*, 2021a.
- Dan Hendrycks, Collin Burns, Saurav Kadavath, Akul Arora, Steven Basart, Eric Tang, Dawn Song, and Jacob Steinhardt. Measuring mathematical problem solving with the math dataset. *NeurIPS*, 2021b.
- Jie Huang, Xinyun Chen, Swaroop Mishra, Huaixiu Steven Zheng, Adams Wei Yu, Xinying Song, and Denny Zhou. Large language models cannot self-correct reasoning yet. In *The Twelfth International Conference on Learning Representations*, 2024. URL <https://openreview.net/forum?id=IkmD3fKBPQ>.
- Ryo Kamoi, Yusen Zhang, Nan Zhang, Jiawei Han, and Rui Zhang. When can llms actually correct their own mistakes? a critical survey of self-correction of llms. *arXiv preprint arXiv:2406.01297*, 2024.
- Muhammad Khalifa, Lajanugen Logeswaran, Moontae Lee, Honglak Lee, and Lu Wang. Grace: Discriminator-guided chain-of-thought reasoning. In *ACL Findings*, 2023.
- Nathan Lambert, Valentina Pyatkin, Jacob Morrison, LJ Miranda, Bill Yuchen Lin, Khyathi Chandu, Nouha Dziri, Sachin Kumar, Tom Zick, Yejin Choi, et al. Rewardbench: Evaluating reward models for language modeling. *arXiv preprint arXiv:2403.13787*, 2024.
- Junyou Li, Qin Zhang, Yangbin Yu, Qiang Fu, and Deheng Ye. More agents is all you need. *arXiv preprint arXiv:2402.05120*, 2024a. URL <https://arxiv.org/abs/2402.05120>.
- Yifei Li, Zeqi Lin, Shizhuo Zhang, Qiang Fu, Bei Chen, Jian-Guang Lou, and Weizhu Chen. Making language models better reasoners with step-aware verifier. In *Proceedings of the 61st Annual Meeting of the Association for Computational Linguistics (Volume 1: Long Papers)*, pp. 5315–5333, 2023.

-
- Yiwei Li, Peiwen Yuan, Shaoxiong Feng, Boyuan Pan, Xinglin Wang, Bin Sun, Heda Wang, and Kan Li. Escape sky-high cost: Early-stopping self-consistency for multi-step reasoning. *arXiv preprint arXiv:2401.10480*, 2024b.
- Tian Liang, Zhiwei He, Wenxiang Jiao, Xing Wang, Yan Wang, Rui Wang, Yujiu Yang, Zhaopeng Tu, and Shuming Shi. Encouraging divergent thinking in large language models through multi-agent debate. *arXiv preprint arXiv:2305.19118*, 2023.
- Hunter Lightman, Vineet Kosaraju, Yura Burda, Harri Edwards, Bowen Baker, Teddy Lee, Jan Leike, John Schulman, Ilya Sutskever, and Karl Cobbe. Let’s verify step by step. *arXiv preprint arXiv:2305.20050*, 2023.
- Dancheng Liu, Amir Nassereldine, Ziming Yang, Chenhui Xu, Yuting Hu, Jiajie Li, Utkarsh Kumar, Changjae Lee, and Jinjun Xiong. Large language models have intrinsic self-correction ability. *arXiv preprint arXiv:2406.15673*, 2024.
- Li-Chun Lu, Shou-Jen Chen, Tsung-Min Pai, Chan-Hung Yu, Hung yi Lee, and Shao-Hua Sun. LLM discussion: Enhancing the creativity of large language models via discussion framework and role-play. In *First Conference on Language Modeling*, 2024. URL <https://openreview.net/forum?id=ybaK4asBT2>.
- Aman Madaan, Niket Tandon, Prakhar Gupta, Skyler Hallinan, Luyu Gao, Sarah Wiegrefe, Uri Alon, Nouha Dziri, Shrimai Prabhumoye, Yiming Yang, et al. Self-refine: Iterative refinement with self-feedback. *Advances in Neural Information Processing Systems*, 36, 2023.
- OpenAI. Chatgpt: Optimizing language models for dialogue, 2022. URL <https://openai.com/blog/chatgpt/>.
- Steven C Pan and Faria Sana. Pretesting versus posttesting: Comparing the pedagogical benefits of errorful generation and retrieval practice. *Journal of Experimental Psychology: Applied*, 27(2): 237–257, 2021. doi: 10.1037/xap0000345.
- Arkil Patel, Satwik Bhattamishra, and Navin Goyal. Are nlp models really able to solve simple math word problems? In *Proceedings of the 2021 Conference of the North American Chapter of the Association for Computational Linguistics: Human Language Technologies*, pp. 2080–2094, 2021.
- Henry L Roediger and Jeffrey D Karpicke. Test-enhanced learning: Taking memory tests improves long-term retention. *Psychological Science*, 17(3):249–255, 2006. doi: 10.1111/j.1467-9280.2006.01693.x.
- Kumar Shridhar, Koustuv Sinha, Andrew Cohen, Tianlu Wang, Ping Yu, Ramakanth Pasunuru, Mrinmaya Sachan, Jason Weston, and Asli Celikyilmaz. The art of llm refinement: Ask, refine, and trust. In *Proceedings of the 2024 Conference of the North American Chapter of the Association for Computational Linguistics: Human Language Technologies*, 2024.
- Lisa K Son and Janet Metcalfe. Metacognitive and control strategies in study-time allocation. *Journal of Experimental Psychology: Learning, Memory, and Cognition*, 26(1):204, 2000.
- Kaya Stechly, Matthew Marquez, and Subbarao Kambhampati. Gpt-4 doesn’t know it’s wrong: An analysis of iterative prompting for reasoning problems. *arXiv preprint arXiv:2310.12397*, 2023.
- Kaya Stechly, Karthik ValmEEKam, and Subbarao Kambhampati. On the self-verification limitations of large language models on reasoning and planning tasks. *arXiv preprint arXiv:2402.08115*, 2024. URL <https://arxiv.org/abs/2402.08115>.
- Zhiqing Sun, Longhui Yu, Yikang Shen, Weiyang Liu, Yiming Yang, Sean Welleck, and Chuang Gan. Easy-to-hard generalization: Scalable alignment beyond human supervision. *arXiv preprint arXiv:2403.09472*, 2024. URL <https://arxiv.org/abs/2403.09472>.
- Gladys Tyen, Hassan Mansoor, Victor Cărbune, Peter Chen, and Tony Mak. Llms cannot find reasoning errors, but can correct them given the error location. *arXiv preprint arXiv:2311.08516*, 2024. URL <https://arxiv.org/abs/2311.08516>.

-
- Manya Wadhwa, Xinyu Zhao, Junyi Jessy Li, and Greg Durrett. Learning to refine with fine-grained natural language feedback. *arXiv preprint arXiv:2407.02397*, 2024. URL <https://arxiv.org/abs/2407.02397>.
- Peiyi Wang, Lei Li, Zhihong Shao, RX Xu, Damai Dai, Yifei Li, Deli Chen, Y Wu, and Zhifang Sui. Math-shepherd: Verify and reinforce llms step-by-step without human annotations. *CoRR, abs/2312.08935*, 2023.
- Xuezhi Wang, Jason Wei, Dale Schuurmans, Quoc Le, Ed Chi, Sharan Narang, Aakanksha Chowdhery, and Denny Zhou. Self-consistency improves chain of thought reasoning in language models. *arXiv preprint arXiv:2203.11171*, 2022.
- Zhenhailong Wang, Shaoguang Mao, Wenshan Wu, Tao Ge, Furu Wei, and Heng Ji. Unleashing the emergent cognitive synergy in large language models: A task-solving agent through multi-persona self-collaboration. In Kevin Duh, Helena Gomez, and Steven Bethard (eds.), *Proceedings of the 2024 Conference of the North American Chapter of the Association for Computational Linguistics: Human Language Technologies (Volume 1: Long Papers)*, pp. 257–279, Mexico City, Mexico, June 2024. Association for Computational Linguistics. doi: 10.18653/v1/2024.naacl-long.15. URL <https://aclanthology.org/2024.naacl-long.15>.
- Jason Wei, Xuezhi Wang, Dale Schuurmans, Maarten Bosma, Fei Xia, Ed Chi, Quoc V Le, Denny Zhou, et al. Chain-of-thought prompting elicits reasoning in large language models. *Advances in neural information processing systems*, 35:24824–24837, 2022.
- Ken Wojcikowski and Leslie Kirk. Immediate detailed feedback to test-enhanced learning: an effective online educational tool. *Medical Teacher*, 35(11):915–919, 2013. doi: 10.3109/0142159X.2013.826793.
- Zhangyue Yin, Qiushi Sun, Cheng Chang, Qipeng Guo, Junqi Dai, Xuanjing Huang, and Xipeng Qiu. Exchange-of-thought: Enhancing large language model capabilities through cross-model communication. In Houda Bouamor, Juan Pino, and Kalika Bali (eds.), *Proceedings of the 2023 Conference on Empirical Methods in Natural Language Processing*, pp. 15135–15153, Singapore, December 2023. Association for Computational Linguistics. doi: 10.18653/v1/2023.emnlp-main.936. URL <https://aclanthology.org/2023.emnlp-main.936>.
- Zhangyue Yin, Qiushi Sun, Qipeng Guo, Zhiyuan Zeng, Xiaonan Li, Tianxiang Sun, Cheng Chang, Qinyuan Cheng, Ding Wang, Xiaofeng Mou, Xipeng Qiu, and XuanJing Huang. Aggregation of reasoning: A hierarchical framework for enhancing answer selection in large language models. *arXiv preprint arXiv:2405.12939*, 2024. URL <https://arxiv.org/abs/2405.12939>.
- Di Zhang, Jiatong Li, Xiaoshui Huang, Dongzhan Zhou, Yuqiang Li, and Wanli Ouyang. Accessing gpt-4 level mathematical olympiad solutions via monte carlo tree self-refine with llama-3 8b. *arXiv preprint arXiv:2406.07394*, 2024.
- WanJun Zhong, Ruixiang Cui, Yiduo Guo, Yaobo Liang, Shuai Lu, Yanlin Wang, Amin Saied, Weizhu Chen, and Nan Duan. Agieval: A human-centric benchmark for evaluating foundation models. *arXiv preprint arXiv:2304.06364*, 2023.

A SELF-CONSISTENCY AND WEIGHTED SELF-CONSISTENCY.

Self-Consistency (Wang et al., 2022) is a popular decoding method that uses majority voting to aggregate predictions from different reasoning chains, thus marginalizing over chains. It generates k solutions per question and selects the most frequent final answer from these samples. While simple and effective, this method assigns uniform weight to each reasoning chain, which fails to account for the quality of each solution. To address this limitation, Li et al. (2023) propose Weighted Self-Consistency, accounting for each solution’s quality. Formally, both Self-Consistency and Weighted Self-Consistency choose a final answer via:

$$\hat{y} = \arg \max_y \sum_{i=1}^k \mathbb{1}_{y_i=y} \mathcal{V}(q; r_i)$$

where $\mathcal{V}(\cdot)$ is a constant 1 in Self-Consistency and the quality measurement (e.g., RM score) in Weighted Self-Consistency. In MAGICORE’s final answer selection, we use the sum of the solution-level scores generated by both ORM and PRM as $\mathcal{V}(\cdot)$. Throughout MAGICORE, in cases where we need solution-level PRM scores (compatible with ORM scores), we accumulate the PRM step scores by taking their product (Sun et al., 2024), so that the aggregated PRM score corresponds to a solution.

B DETAILS OF THE CONDITIONS

Condition 1: Is the Majority Answer of High Quality? Given a problem q , to determine the difficulty of the problem at hand, the Solver generates k solutions $R = \{r_1, \dots, r_k\}$ and final answers $A = \{a_1, \dots, a_k\}$ per question and cluster the solutions by their final answer. This produces a partition \mathcal{A} with elements \mathcal{A}_i , where $\mathcal{A}_i = \{r_j \in R \mid a_j = a_i\}$. The majority cluster \mathcal{A}_g has the most “votes”, i.e., $\mathcal{A}_g = \operatorname{argmax}_{i \in |\mathcal{A}|} |\mathcal{A}_i|$. We evaluate the majority answer quality by both ORM and PRM separately but with the same procedure, as described below. First, we score every reasoning chain r_i within the majority cluster \mathcal{A}_g . Both ORM and PRM are able to produce a solution-level score, which we denoted as $\mathcal{S}_i^{\text{RM}}$. Note that we perform this check using ORM and PRM separately, but for simplicity, we use the same notation for solution-level score, which either comes from the ORM or the PRM. We calculate the average of the solution-level scores from the majority group:

$$\mathcal{S}_{avg}^{\text{RM}} = \frac{1}{|\mathcal{A}_g|} \sum_{i=1}^{|\mathcal{A}_g|} \mathcal{S}_i^{\text{RM}}$$

This average score informs us of the majority answer’s quality. To set a threshold, we normalize $\mathcal{S}_{avg}^{\text{RM}}$ by using the sample average RM scores (by computing $\mathcal{S}_i^{\text{RM}}$ for each sample and then take the average of these scores). Importantly, this process does not require any labeled data. After normalization, if the average reward of the majority group $\mathcal{S}_{avg}^{\text{RM}} \geq 0$, indicating that the quality of the majority answer is high, Condition 1 will be *true*. Otherwise, if $\mathcal{S}_{avg}^{\text{RM}} < 0$, Condition 1 will be *false*, suggesting that even the most frequent answer is of poor quality and that the instance might benefit from refinement.

Condition 2: Are Reward Models’ Answer Confidence High? Besides the quality of the majority answer, we also consider whether the RMs are confident enough in any single answer among the answer clusters. Again we evaluate both ORM and PRM’s answer confidence separately but with the same procedure, as described below. First, the answer distribution is formed by (1) the frequency of each unique answer and (2) the total RM score of each answer cluster. We estimate the RM’s confidence according to this distribution. If the distribution is concentrated, meaning that only one answer cluster stands out, the RM’s answer confidence is treated as high. Conversely, if the distribution is diffused and the clusters’ scores are more uniform, then there is no single answer for which the RM has high confidence, i.e., the RM’s confidence is low. This motivates a targeted step-wise refinement process to select a more definite answer. Again we use both ORM and PRM to generate the solution-level score $\mathcal{S}_i^{\text{RM}}$. Given the k reasoning chains generated along with the solution-level score, we compute the RM’s answer confidence (denoted as C) using the entropy of the answer cluster weighed by the RM scores, passing the result through a sigmoid function to normalize it onto $[0, 1]$. Formally, the calculation of the entropy can be expressed as:

$$H = - \sum_{i=1}^n p(\mathcal{A}_i) \log p(\mathcal{A}_i); \quad p(\mathcal{A}_i) = \frac{\sum_{i=1}^{|\mathcal{A}_i|} \mathcal{S}_i^{\text{RM}}}{\sum_{\mathcal{A}_j \in \mathcal{A}} \sum_{k=1}^{|\mathcal{A}_j|} \mathcal{S}_k^{\text{RM}}}$$

where n is the number of unique answers among the k chains, \mathcal{A}_i is the i -th answer cluster (a set of reasoning chains leading to the same answer) and \mathcal{A} is the set of all clusters. Each answer in a cluster is weighed by its unnormalized solution-level score $\mathcal{S}_i^{\text{RM}}$. To normalize entropy onto a confidence scale, we invert it so that high entropy corresponds to low confidence. We then apply a sigmoid function $\sigma(\cdot)$, mapping the values to the range $[0, 1]$: $C = \sigma(\alpha * (1 - H))$. We set α to 2 to let the distribution stretch more evenly between 0 and 1. This transformation establishes 0.5 as a natural threshold for differentiating low and high confidence, thereby eliminating the need for any threshold tuning. That is, if an instance has $C \geq 0.5$, Condition 2 is *true*, meaning that the RMs are confident on a single answer cluster. Otherwise, if $C < 0.5$, Condition 2 is *false*, suggesting that the RMs’ uncertainty among the k chains is high, necessitating a finer refinement.

C ADDITIONAL EXPERIMENTAL RESULTS

In Table 1, we report MAGICORE up to three iterations and only report the best-performing iteration of Self-Refine + k -way SC. Here, we provide extended results in table Table 7. We also conducted another ablation study to evaluate the performance when using ORM, PRM, or a the summation of both scores for final answer selection. As shown in Appendix C, utilizing ORM’s global correctness score yields better results than aggregating PRM’s local correctness score. However, the best performance is achieved when both scores are combined for the final answer aggregation.

Aggregation	MMLU	MATH
ORM-Only	66.9	45.4
PRM-Only	66.1	45.0
Both	67.3	46.0

Table 6: Ablation study on the final answer selection, using ORM-only, PRM-only or both.

D MODEL-PREDICTED VS. HUMAN-ANNOTATED PROBLEM DIFFICULTY

We analyze the model’s prediction of problem difficulty. Specifically, we utilize the MATH dataset, which includes human-annotated difficulty levels ranging from 1 to 5, with higher levels indicating increased problem complexity. For our analysis, we split the problems as follows: (1) Easy: Levels 1 and 2 and (2) Hard: Levels 4 and 5. We exclude Level 3 problems to create a clearer distinction between easy and hard categories. We compare the overlap between our model’s predictions and these human-annotated levels. We treat hard as the positive label. The results are presented in Table 8. To provide a comparative analysis, we include: (1) a random baseline that assigns easy and hard labels at random, (2) a prompt-based baseline that directly prompts the LLM to classify the problem difficulty, and (3) another prompt-based baseline that prompts the LLM to generate a confidence score when answering, where a confidence score of ≥ 0.5 is classified as “easy”. Results show that our conditions substantially outperform all baselines. Interestingly, the prompt-based methods perform worse than the random baseline, particularly the one relying on confidence scores, which classifies *all problems as easy*; this method scores 0 for both precision and recall since we treat “hard” as the positive label, so it has 0 true positives. This suggests that our framework is highly effective at distinguishing true problem difficulty based on the conditions outlined in our methodology.

	P	R	F1
Random	68.4	49.6	57.5
Prompt-based (classification)	65.9	10.3	17.8
Prompt-based (confidence)	0.0	0.0	0.0
MAGICORE	86.3	67.6	75.8

Table 8: The Precision (P), Recall (R) and F1 of the model predicted problem difficulty.

	MMLU	MATH	SVAMP	GSM8K	SAT	Avg.
Llama3-8B-Instruct						
Zero-shot CoT	50.4	24.2	72.4	80.1	58.2	57.1
Self-Refine (Iter=1)	49.6	24.6	72.0	79.0	57.7	56.3
Self-Refine (Iter=2)	50.2	23.8	72.8	79.6	59.3	57.1
Self-Refine (Iter=3)	49.8	24.0	72.6	79.6	59.6	57.1
Best-of- k ($k = 120$)	62.6	41.4	88.7	90.1	72.4	71.0
k -way SC ($k = 120$)	63.0	40.6	89.8	90.3	70.5	70.8
Self-Refine + k -way SC (Iter=0)	62.1	40.4	88.6	90.1	68.2	69.9
Self-Refine + k -way SC (Iter=1)	61.3	40.6	88.9	89.7	67.7	69.6
Self-Refine + k -way SC (Iter=2)	62.7	40.0	88.9	90.1	68.6	70.1
Self-Refine + k -way SC (Iter=3)	62.3	41.0	89.2	90.3	68.0	70.2
Self-Refine + k -way SC (Iter=4)	62.1	41.4	89.2	90.1	67.7	70.1
Self-Refine + k -way SC (Iter=5)	62.7	40.4	88.6	89.7	67.7	69.8
MAGICORE (Iter=1)	67.3	46.0	91.4	91.1	75.0	74.2
MAGICORE (Iter=2)	68.4	47.2	91.1	92.3	76.4	75.1
MAGICORE (Iter=3)	68.9	47.8	91.3	91.6	78.2	75.6
MAGICORE (Iter=4)	68.9	48.0	91.3	91.1	78.2	75.5
MAGICORE (Iter=5)	68.4	48.0	91.1	91.6	78.2	75.5
GPT-3.5-Turbo						
Zero-shot CoT	62.5	37.2	78.1	78.5	76.8	66.6
Self-Refine (Iter=1)	62.4	37.4	77.7	77.4	77.3	66.4
Self-Refine (Iter=2)	61.6	37.6	78.6	77.9	76.9	66.5
Self-Refine (Iter=3)	61.1	37.4	77.9	78.4	77.1	66.4
Best-of- k ($k = 120$)	70.1	50.6	87.7	90.5	87.8	77.3
k -way SC ($k = 120$)	70.4	51.2	86.9	89.8	87.6	77.1
Self-Refine + k -way SC (Iter=0)	69.4	49.8	86.9	88.1	85.6	76.0
Self-Refine + k -way SC (Iter=1)	69.8	49.0	87.1	88.3	85.0	75.8
Self-Refine + k -way SC (Iter=2)	70.1	49.4	88.1	88.1	84.5	76.0
Self-Refine + k -way SC (Iter=3)	69.6	48.8	87.3	87.8	85.2	75.7
Self-Refine + k -way SC (Iter=4)	69.8	48.4	87.1	87.1	85.0	75.5
Self-Refine + k -way SC (Iter=5)	69.6	48.6	87.3	87.4	84.5	75.5
MAGICORE (Iter=1)	73.7	57.2	89.4	91.1	90.1	80.3
MAGICORE (Iter=2)	73.3	57.8	90.1	91.1	90.9	80.6
MAGICORE (Iter=3)	73.6	58.6	90.1	91.4	90.9	80.9
MAGICORE (Iter=4)	73.6	58.0	89.9	91.4	90.9	80.8
MAGICORE (Iter=5)	73.4	57.6	89.4	91.1	90.9	80.5

Table 7: Extended version of Table 1. Here we show all more iterations for Self-Refine + k -way SC and MAGICORE. While SR + SC does not show a clear improvement with more iterations, MAGICORE continues to improve, peaking at the third iteration.

E PROMPT FOR THE REVIEWER AND THE REFINER

The prompt we use for the Reviewer and the Refiner is provided in Appendix E.

Reviewer's Prompt

```
Your task is to provide step-by-step feedback to the current solution.
You will be given a math problem and a current solution, along with the scores for each step based on its correctness.
- You will find (Score: n/10) at the end of each step.
- The maximum (best) score is 10, which means that this step is 100% correct (and 0% incorrect).
- The minimum (worst) score is 0, which means that this step is 100% incorrect (and 0% correct).
- Pay attention to the steps having scores lower than 6, and carefully identify the errors in those steps.
- Provide your explanation of the error and how it can be fixed. DO NOT propose a new solution, just the explanation.

### Question:
{question}

### Current Solution:
{solution}

Let's review the steps with lower scores and identify the errors.

{feedback}
```

Refiner's Prompt

```
Your task is to fix the error in the given solution, based on the teacher's feedback.
- After reviewing the solution and feedback, provide a better solution to fix the mistakes you found.

### Question:
{question}

### Current Solution:
{solution}

### Teacher Feedback:
{reviewer_feedback}

### Revised Solution:

Let's review the solution and the feedback, and then refine the current solution.
After reviewing the solution and feedback, let's solve this math problem again.

{refined_solution}
```

F QUALITATIVE EXAMPLES OF REFINEMENT

QUESTION: Josh decides to try flipping a house. He buys a house for \$80,000 and then puts in \$50,000 in repairs. This increased the value of the house by 150%. How much profit did he make? (Gold answer: **70000**)

SOLVER'S OUTPUT (BEFORE REFINEMENT):

Step 1: Calculate the value of the house after repairs. The house is worth 80,000 after repairs. It is 150% higher than before. So the value is $(1 + 150/100) * 80,000$. $80,000 * (3/2)$ is 120,000. So the house is worth 120,000 after repairs. (Score: 2/10)

Step 2: Calculate the cost of repairs. The cost of repairs is 50,000. (Score: 2/10)

Step 3: Calculate the profit. The profit is the difference between the value after repairs and the cost before repairs. $120,000 - 80,000 - 50,000$ is 30,000 (**incorrect**).

REVIEWER'S OUTPUT:

Step 1: The low score of 2 suggests an error in this step. The problem states that the value of the house increased by 150%, not that the value is 150% higher than before.

Step 2: The cost of repairs is indeed \$50,000.

Step 3: The low score of 3 suggests an error in this step. The profit would be: $200,000$ (value after repairs) - $80,000$ (cost before repairs) - $50,000$ (cost of repairs) = $70,000$

REFINER'S OUTPUT:

Step 1: Calculate the value of the house after repairs. The house is worth 80,000 after repairs. It is increased by 150%. So the value is $80,000 \times (1 + 150/100) = 80,000 \times 2.5 = 200,000$.

Step 2: Calculate the cost of repairs. The cost of repairs is 50,000.

Step 3: Calculate the profit. The profit is the difference between the value after repairs and the cost before repairs. $200,000 - 80,000 - 50,000$ is 70,000 (**correct**).

Table 9: A qualitative example of our multi-agent refinement on GSM8K using Llama3-8B-Instruct. The score at the end of each step is provided by the PRM.

QUESTION: The Greek army contained two types of soldiers: the upper class and the lower class soldiers. If there were a total of 5 upper class soldiers, and 10 lower class soldiers in a certain part of Athens, and the battle of Thermopylae demands a force of 4 upper class soldiers and 8 lower class soldiers, how many different battalions can be sent? (Gold answer: **225**)

SOLVER'S OUTPUT (BEFORE REFINEMENT):

Step 1: Find out the number of upper class soldiers left. We have 5 upper class soldiers and we need 4. So we have $5 - 4 = 1$ upper class soldiers left. (Score: 9/10)

Step 2: Find out the number of lower class soldiers left. We have 10 lower class soldiers and we need 8. So we have $10 - 8 = 2$ lower class soldiers left. (Score: 9/10)

Step 3: Find out the number of different battalions. We have 1 upper class soldier and 2 lower class soldiers. The number of different battalions is the number of ways we can arrange 1 upper class soldier and 2 lower class soldiers. This is 3. (Score: 5/10) (**incorrect**).

REVIEWER'S OUTPUT:

Step 1 and Step 2: The scores of 9/10 suggest that these steps are mostly correct. However, we should be careful when calculating the number of upper and lower class soldiers left.

Step 3: The low score of 5 suggests an error in this step. The problem asks for the number of different battalions, not the number of ways to arrange the soldiers. The correct solution is to find the number of ways to choose 4 upper class soldiers from the available 5 and 8 lower class soldiers from the available 10.

REFINER'S OUTPUT:

Step 1: Find out the number of upper class soldiers needed. We need 4 upper class soldiers.

Step 2: Find out the number of lower class soldiers needed. We need 8 lower class soldiers.

Step 3: Find out the number of different battalions. We can choose 4 upper class soldiers from the 5 available in $5C4 = 5$ ways. We can choose 8 lower class soldiers from the 10 available in $10C8 = 45$ ways. The number of different battalions is the number of ways to choose 4 upper class soldiers and 8 lower class soldiers, which is $5 \times 45 = 225$. (**correct**).

Table 10: A qualitative example of our multi-agent refinement on MATH using Llama3-8B-Instruct. The score at the end of each step is provided by the PRM.

G QUALITATIVE EXAMPLES OF OVER-CORRECTION

QUESTION: A new program had 60 downloads in the first month. The number of downloads in the second month was three times as many as the downloads in the first month, but then reduced by 30% in the third month. How many downloads did the program have total over the three months? (Gold answer: **366**)

SOLVER'S OUTPUT (BEFORE REFINEMENT):

Step 1: Determine the number of downloads for the second month. The number of downloads for the second month was three times as many as the first month, so it was $60 * 3 = 180$. (Score: 10/10)

Step 2: Determine the number of downloads for the third month. There was a reduction of 30%, so we calculate $180 * (1 - 0.30) = 180 * 0.7 = 126$. (Score: 10/10)

Step 3: Determine the total number of downloads for the three months. There were 60 downloads in the first month, and 180 downloads in the second month. So the total number of downloads for the first two months is $60 + 180 = 240$. Then, there were 126 downloads in the third month. So the total number of downloads over the three months is $240 + 126 = 366$. (Score: 6/10) (**correct**).

REVIEWER'S OUTPUT:

Step 1-2: The high scores of 10 suggest that these steps are correct.

Step 3: The score of 6 suggests that this step is mostly correct. However, the improvement you could make is to explicitly state the calculation for the total number of downloads, rather than just stating the result.

REFINER'S OUTPUT:

Step 1: Determine the downloads in the second month. Three times 60 is $3 * 60 = 180$. Then 30% of 180 is $180 * 0.3 = 54$. $180 - 54$ is 126. So 126 downloads in the second month.

Step 2: Determine the total downloads over the three months. 60 downloads in the first month, and 126 downloads in the second month, and $126 - 54 = 72$ downloads in the third month. $60 + 126 + 72$ is 258. The answer is 258. (**incorrect**).

Table 11: A qualitative example of over-correction on GSM8K using Llama3-8B-Instruct.

QUESTION: If $f(x) = \frac{3x-2}{x-2}$, what is the value of $f(-2) + f(-1) + f(0)$? Express your answer as a common fraction. (Gold answer: $\frac{14}{3}$)

SOLVER'S OUTPUT (BEFORE REFINEMENT):

Step 1: Determine the values of $f(-2)$, $f(-1)$, and $f(0)$ by plugging the values into the expression for $f(x)$.

$$f(-2) = \frac{3(-2)-2}{-2-2} = \frac{-6-2}{-4} = \frac{-8}{-4} = 2,$$

$$f(-1) = \frac{3(-1)-2}{-1-2} = \frac{-3-2}{-3} = \frac{-5}{-3} = \frac{5}{3},$$

$$f(0) = \frac{3(0)-2}{0-2} = \frac{0-2}{-2} = \frac{-2}{-2} = 1. \text{ (Score: 10/10)}$$

Step 2: Add the values of $f(-2)$, $f(-1)$, and $f(0)$ to obtain $f(-2) + f(-1) + f(0) = 2 + \frac{5}{3} + 1$

$$\frac{6}{3} + \frac{5}{3} + \frac{3}{3} = \frac{14}{3}.$$

Final Answer: The final answer is $\boxed{\frac{14}{3}}$. I hope it is correct. (Score: 7/10) (correct).

REVIEWER'S OUTPUT:

Step 1: The scores of 10/10 suggest that this step is correct.

Step 2: The high score of 7 suggests that this step is mostly correct. However, it might be beneficial to include intermediate steps for clarity.

REFINER'S OUTPUT:

Step 1: We can calculate $f(-2)$, $f(-1)$, and $f(0)$ using the given expression for $f(x)$: $f(-2) = \frac{3(-2)-2}{-2-2} = \frac{-4}{-4} = 1,$

$$f(-1) = \frac{3(-1)-2}{-1-2} = \frac{-3}{-3} = 1,$$

$$f(0) = \frac{3(0)-2}{0-2} = \frac{-2}{-2} = 1.$$

Step 2: Now we can add these values together: $f(-2) + f(-1) + f(0) = 1 + 1 + 1 = \frac{3}{1}$

Final Answer: The final answer is $\boxed{\frac{3}{1}}$. I hope it is correct. (incorrect).

Table 12: A qualitative example of over-correction on MATH using Llama3-8B-Instruct .