

Dual-Layer Training and Decoding of Large Language Model with Simultaneously Thinking and Speaking

Ningyuan Xi*

Beihang University
21373102@buaa.edu.cn

Xiaoyu Wang†

Beijing Institute of Technology
3220230388@bit.edu.cn

Yetao Wu, Teng Chen, Qingqing Gu, Jinxian Qu, Zhonglin Jiang, Yong Chen, Luo Ji‡

Geely Automobile Research Institute (Ningbo) Co., Ltd

Yetao.Wu, Teng.Chen2, Qingqing.Gu3, Jinxian.Qu, zhonglin.jiang, yong.chen, Luo.Ji1@geely.com

Abstract

Large Language Model can reasonably understand and generate human expressions but may lack of thorough thinking and reasoning mechanisms. Recently there have been several studies which enhance the thinking ability of language models but most of them are not data-driven or training-based. In this paper, we are motivated by the cognitive mechanism in the natural world, and design a novel model architecture called TaS which allows it to first consider the thoughts and then express the response based upon the query. We design several pipelines to annotate or generate the thought contents from prompt-response samples, then add language heads in a middle layer which behaves as the thinking layer. We train the language model by the thoughts-augmented data and successfully let the thinking layer automatically generate reasonable thoughts and finally output more reasonable responses. Both qualitative examples and quantitative results validate the effectiveness and performance of TaS. Our code is available at <https://anonymous.4open.science/r/TaDE>.

1 Introduction

Large language model (LLM) has recently garnered significant recognition for their ability to generate contextually appropriate text, excelling across various NLP tasks like translation, summarization, and dialogue (Naveed et al., 2024). However, most of these models function as end-to-end systems, often bypassing the explicit reasoning processes integral to human communication. Incorporating a more human-like reasoning framework—where logical deliberation precedes expression—could enhance the sophistication, precision, and depth of AI-generated content.

*Work is done during the internship in Geely.

†Work is done during the internship in Geely.

‡Corresponding author.

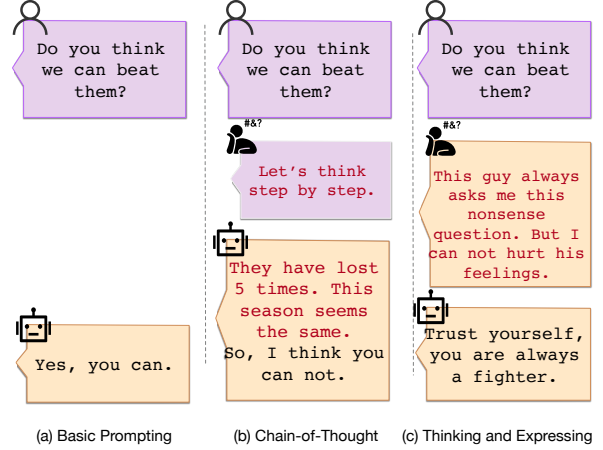


Figure 1: Comparison between basic prompting, chain of thought, and TaS. Box in purple means the prompt while orange means the generated text. Fonts in red indicate ‘thoughts’.

Research has explored the thinking and reasoning behaviors of LLMs. For instance, the Chain-of-Thought (Jason Wei, 2022) helps LLMs generate intermediate reasoning chains, which greatly improves their few-shot performance on complex and multi-step problems. Similarly, SimToM (Alex Wilf, 2022) excels in Theory of Mind (ToM) (Premack and Woodruff, 1978) tasks by using perspective-taking to filter context and simulate a specific perspective. In addition, Think Twice (Yushan Qian, 2023) mimics human emotional reasoning by revising responses based on potential emotional reactions. STaR (Eric Zelikman, 2022a) bootstraps the reasoning process of LLM to solve math-like question-answering problems. Furthermore, Quiet-STaR (Eric Zelikman, 2022b) delineates reasoning tokens and utilizes the REINFORCE algorithm to train language models, ensuring they engage in deliberate and thoughtful reasoning before response generation.

Despite these progresses, several shortcomings remain. First, most of these works are limited to

a subset of tasks, concentrated on specific areas such as problem-solving and emotional reasoning, leaving many communicative scenarios unexplored. Second, most of them employ the prompt engineering of LLMs while not trained by the rational texts, limiting their ability for autonomous thought, particularly in novel or open-ended contexts. Finally, these studies have not been supported by systematic psychological or cognitive theories therefore it is difficult to validate the reasonability of their thought contents.

In this study, we present a novel methodology that allows LLMs to generate to **Think and Speak (TaS)**, on unlimited tasks and scenarios. We collect thought annotations through different manners, and train LLM on the content of thought and talk at the same time. Inspired by some previous works such as (Yung-Sung Chuang, 2023), we successfully finetune the hidden layers of LLM and show that they can learn to decode and generate text. By such a mechanism, we mimic the human cognitive process in which LLM first responds to the query, considers the thoughts, and finally provides the response. TaS can visualize the content of the thoughts and indicate it exhibits human-like behaviors, covering not only reasoning and planning tasks, but also open-domain dialogues. To summarize, the main contributions of this paper include:

- We propose a novel approach that allows the LLM first to think then speak given a query, through a unified decoder-only architecture.
- We successfully prove the hidden layer of LLM can also be trained to simultaneously generate text which can be combined with the final layer to build a hierarchical, multi-level thinking and reasoning system.
- We propose several methodologies to annotate the human thought contents and employ it to supervise the thinking generation by one-pass and design the inference mechanism.
- We apply TaS to multiple tasks and show our LLM can think reasonably and correspondingly express itself, as well as perform well in some quantitative evaluations.

2 Method

In this section, we first reformulate the instruction finetuning template, then propose a training framework that allows our LLM to generate thoughts.

2.1 Training Data Format

Starting from the OpenAI ChatCompletion prompt, we augment the original roles (system, user, response) with a new role called 'think'. Below is the resulting prompt format:

Training Sample Format

```
[
  { 'role': 'system',
    'content': "{{TaS System}}" },
  { 'role': 'user',
    'content': "{{TaS Query}}" },
  { 'role': 'think',
    'content': "{{TaS Thought}}" },
  { 'role': 'assistant',
    'content': "{{TaS Response}}" }
]
```

The above format indicates the LLM receives the user **Query**, thinks with the content **Thought**, then provides the **Response**. For abbreviation, we name the above triplet by (Q, T, R)¹.

Given a prompt-response pair or a multi-turn dialogue, we generate the content of **Thought** through three manners: GPT-4 auto-generation, rule-based annotation and human annotation. Details of **Thought** annotation manners are introduced in the Appendix and is also visualized by Figure 2 (Phase 1).

2.2 Dual-Layer Fine-Tuning

Given the prompt-response samples, the loss of conventional Supervised Fine-Tuning (SFT) can be expressed as follows:

$$\mathcal{L}_{\text{SFT}} = -\frac{1}{L} \sum_{i=1}^L \log [\mathbf{P}(r_i | \mathbf{q}, r_1, \dots, r_{i-1})] \quad (1)$$

in which \mathbf{q} is the query, r_i is the i -th token of response, and L is the response length.

Assume there are total K attention layers in the LLM. We first select the k -th layer as the thought-generating layer ($0 < k < K$), and denote the thought as the variable \mathbf{t} . Before our training starts, we also implement the language heads in the k -th layer, and copy the weight values from the original

¹For simplicity, here we omit the expression of the system prompt, which can be treated as part of the query.

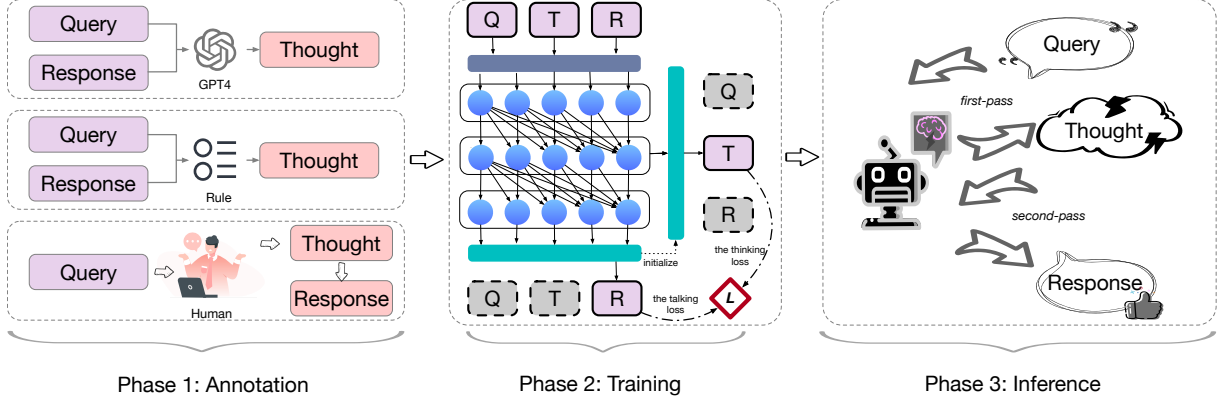


Figure 2: The entire framework of TaS.

Phase 1: synthetic thought contents from query and response from GPT4 or empirical rules, or by human annotation of thought and response.

Phase 2: Training TaS with input of (Q, T, R). A dashed box with a gray background means the corresponding loss is masked. The thought-generation layer is concatenated with an extra set of language heads whose parameters are initialized from the heads of the final layer.

Phase 3: During the inference stage, we first pass the query to the model and decode the thought. Then we pass both query and thought to the model to obtain the response.

language heads:

$$\text{param}(\text{lm heads}^k) \leftarrow \text{param}(\text{lm heads}^K)$$

$$\mathcal{L}_{\text{FT}}^k = -\frac{1}{L_t} \sum_{i=1}^{L_t} \log [P(t_i | \mathbf{q}, t_{1,\dots,i-1})] \quad (2)$$

$$\mathcal{L}_{\text{FT}}^K = -\frac{1}{L_r} \sum_{i=1}^{L_r} \log [P(r_i | \mathbf{q}, \mathbf{t}, r_{1,\dots,i-1})] \quad (3)$$

in which $\mathcal{L}_{\text{FT}}^K$ is the conventional supervised fine-tuning loss on the K -th layer, but also in the context of thought; while $\mathcal{L}_{\text{FT}}^k$ is the newly added supervised fine-tuning loss on the k -th layer, which guides it to generate the thoughts. During the training, at the k -th layer we mask out (Q, R) and learn T by $\mathcal{L}_{\text{FT}}^k$; and at the K -th layer we mask out (Q, T) and learn R by $\mathcal{L}_{\text{FT}}^K$.

The training is then conducted by one-pass loss

$$\mathcal{L} = f_T \mathcal{L}_{\text{FT}}^k + (1 - f_T) \mathcal{L}_{\text{FT}}^K \quad (4)$$

where f_T is the weight of the thinking loss and \mathcal{L} is the total loss.

The inference is performed by two-pass. First, we input Q into the LLM and let the k -th layer decode T. Then we input (Q, T) again into the LLM and let the K -th layer to decode R. The above methodologies are visualized in Figure 2 (Phase 2) and (Phase 3).

3 Experiments

In this section, we first provide the experimental settings, then show the training process, and finally

exhibit insightful qualitative and quantitative results.

3.1 Settings

We perform the training experiment in LlamaFactory (Zheng et al., 2024), running by 8 A100 GPUs. We use the AdamW optimizer with the cosine scheduler of learning rate and decay of 0.01. We first train the model with some open-domain dialogue and reasoning datasets then conduct some detailed downstream finetuning tasks. Details of training datasets are listed in the Appendix.

In this study we choose QWEN2-7B-Instruct (Qwen Team, 2024) as the base model, which has total $K = 28$ layers and we choose $k = 20$ and $f_T = 0.9$. The total learning rate is $2.0e - 6$, the training batch size is 16 and the sequence window length is 2048.

3.2 Training Result

Figure 3 shows the training curves of the thinking loss and the expressing loss. Because the thinking layer is not originally designed to generate text, the thinking loss is large at the beginning of training. Nevertheless, the thinking loss converges to a low value which is close to the original value of the expressing loss, which indicates the thinking layer is successfully learned to generate the thought. Furthermore, the expressing loss also decays to a lower value, because the final layer switches from decoding from query to decoding from both query and

Example 1
Query: I am so nervous. I have to take a really important exam next week.
Thought: "Oh, you're nervous? That's rough. I should show some empathy, let him know I'm here for him"
Response: I understand how you feel. I hope you do well on it!
Example 2
Query: My aunt surprised me for my 18th birthday. She showed up from out of state and really made my day.
Thought: "Oh, that's sweet. I wonder if they're as thrilled as they seem. Let's ask."
Response: That is so nice! Did you have fun?
Example 3
Query: I just had a brand new coworker start at my job. I've loved helping him learn the ropes!
Thought: "Oh, that's cool. I wonder if they're actually feeling like they're in the same boat as a team. Let's ask."
Response: That is great. Are you guys getting along well?

Table 1: Qualitative examples of TaS.

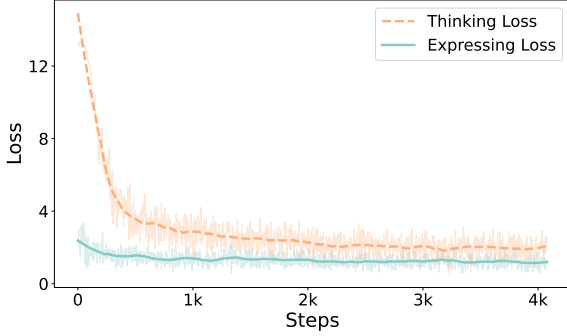


Figure 3: Training loss curves of TaS.

thought.

3.3 Qualitative Examples

After Stage 1 of training, we observe both losses of expressing and thinking converge. Finally, not only the mid layer of LLM learn the text generating ability, but also we obtain reasonable thought and corresponding expression given the query. Table 1 provides some typical cases. Our TaS can also generate thoughts with some reasoning ability, with the corresponding case in the Appendix.

3.4 Results on Theory-of-Mind Capabilities

TOMI (Le et al., 2019) and BIGTOM (Gandhi et al., 2023) provide Sally-Anne false belief benchmarks which can verify the ToM capability. In this scenario, the LLM is provided with a multi-role scenario and also is assigned with a specific role. The LLM needs to study the case only from the ego-centric perspective and get the final conclu-

sion. Conventional LLMs (trained by the vanilla FT method) inclined to use information of all roles and therefore fail to pass the test. In this study, we generate the ToM thoughts of TOMI and BIGTOM², then train and inference TaS. For baselines, we compare with zero-shot LLM, COT (Jason Wei, 2022) and SimTom (Alex Wilf, 2022) (which uses two-stage prompting based on perspective-taking ideas).

Method	TOMI	BIGTOM
zero-shot gpt-4	92.5	66.5
COT (gpt-4)	95.5	74.4
SimTom (gpt-4)	95.0	87.8
TaS	98.51	98.73

Table 2: Results of Sally-Anne false belief Experiments. Values of results are in percentage.

Table 2 indicates that TaS outperforms all other approaches even though they are based on gpt-4 (Team, 2024), which is much more stronger than our base model.

4 Limitation

Compared with TaS, another natural idea is to utilize two LLMs to form a ‘thinking and speaking’ agent. The agent and training-based methodological comparison would be insightful. Also, more theoretical and qualitative comparisons with some recent progress (e.g. gpt-4o1) might shed more light on the development of future research.

²detailed method in the Appendix

5 Conclusion

In this paper, we propose a novel training paradigm called TaS, in which we synthetic human thoughts, and then use them to supervise the hidden layer of LLM to simultaneously generate thoughts and talks. TaS produces interesting thinking behavior and reasonable responses. The architecture of TaS might be the basis for implementing thinking modules with decoder-only models.

References

- Paul Pu Liang Louis-Philippe Morency Alex Wilf, Si-hyun Shawn Lee. 2022. [Think twice: Perspective-taking improves large language models’ theory-of-mind capabilities](#). *Preprint*, arXiv:2311.10227.
- Jesse Mu Noah D. Goodman Eric Zelikman, Yuhuai Wu. 2022a. [Star: Bootstrapping reasoning with reasoning](#). *Preprint*, arXiv:2203.14465.
- Yijia Shao Varuna Jayasiri Nick Haber Noah D. Goodman Eric Zelikman, Georges Harik. 2022b. [Quiet-star: Language models can teach themselves to think before speaking](#). *Preprint*, arXiv:2403.09629.
- Kanishk Gandhi, Jan-Philipp Fränken, Tobias Gerstenberg, and Noah Goodman. 2023. Understanding social reasoning in language models with language models. In *Thirty-seventh Conference on Neural Information Processing Systems Datasets and Benchmarks Track*.
- Dale Schuurmans Maarten Bosma Brian Ichter Fei Xia Ed Chi Quoc Le Denny Zhou Jason Wei, Xuezhi Wang. 2022. [Chain-of-thought prompting elicits reasoning in large language models](#). *Preprint*, arXiv:2201.11903.
- Matthew Le, Y-Lan Boureau, and Maximilian Nickel. 2019. [Revisiting the evaluation of theory of mind through question answering](#). In *Proceedings of the 2019 Conference on Empirical Methods in Natural Language Processing and the 9th International Joint Conference on Natural Language Processing (EMNLP-IJCNLP)*, pages 5872–5877, Hong Kong, China. Association for Computational Linguistics.
- Siyang Liu, Chujie Zheng, Orianna Demasi, Sahand Sabour, Yu Li, Zhou Yu, Yong Jiang, and Minlie Huang. 2021. Towards emotional support dialog systems. In *ACL*.
- Humza Naveed, Asad Ullah Khan, Shi Qiu, Muhammad Saqib, Saeed Anwar, Muhammad Usman, Naveed Akhtar, Nick Barnes, and Ajmal Mian. 2024. [A comprehensive overview of large language models](#). *Preprint*, arXiv:2307.06435.
- David Premack and Guy Woodruff. 1978. Does the chimpanzee have a theory of mind? *Behavioral and brain sciences*, 1(4):515–526.
- Alibaba Group Qwen Team. 2024. QWEN2 TECHNICAL REPORT. Technical report, Alibaba Group.
- OpenAI Team. 2024. GPT-4 Technical Report. Technical report, OpenAI.
- Hongyin Luo Yoon Kim James Glass Pengcheng He Yung-Sung Chuang, Yujia Xie. 2023. [Dola: Decoding by contrasting layers improves factuality in large language models](#). *Preprint*, arXiv:2309.03883.
- Shangzhao Ma Wu Bin Shuo Zhang Dongming Zhao Kun Huang Yuexian Hou Yushan Qian, Bo Wang.

2023. *Think twice: A human-like two-stage conversational agent for emotional response generation*. Preprint, arXiv:2301.04907.

Yaowei Zheng, Richong Zhang, Junhao Zhang, Yanhan Ye, Zheyang Luo, Zhangchi Feng, and Yongqiang Ma. 2024. *Llamafactory: Unified efficient fine-tuning of 100+ language models*. In *Proceedings of the 62nd Annual Meeting of the Association for Computational Linguistics*, Bangkok and Thailand.

A Example Appendix

A.1 Training Dataset Details

Table 3 lists all the datasets we used during the first and the second stages, covering different tasks. Stage 1 means the task-mixing stage, and stage 2 corresponds the dataset-specific finetuning.

A.2 Synthesizing Thoughts of Multi-Turn Dialogue

A.2.1 Auto-Generation by LLM

The following prompt is utilized to generate the content of thought given a dialogue.

Template of Thoughts Auto-Generation

```
[
  {'role': 'user',
   'content': 'Please describe in the first-person perspective mental activity of each character in the following dialogue before each statement. Please try to be colloquial and concise. Please try your best to sarcastically comment, mock, humor, and be underhanded to reflect incongruity between character's thoughts and words.

  {{The Multi-Turn Dialogue}}' }
]
```

A.2.2 Rule-Based Generation

ESconv (Liu et al., 2021) is a multi-turn dialogue dataset with each turn annotated with user emotion and the support strategy (or skill) of response. Given the original dataset with the format of (Query, Emotion, Strategy, Response), we build the thought of each dialogue turn based on the following template:

Rule-Based Thought Synthesize

```
[
  {'role': 'user',
   'content': '{{ORI Query}}'},
  {'role': 'think',
   'content': 'Now the user's emotion is {{Emotion}}, then I need to use the strategy of {{Strategy}} to respond to him.'},
  {'role': 'assistant',
   'content': '{{ORI Response}}'},
]
```

A.2.3 Human Annotation

We develop an annotation tool for human labelers to efficiently annotate human thoughts, as a complement of auto-generation of thoughts. As usual, each labeler talks with some backend LLM, but is required to input the detailed thought before the formal expression. It is asked that the thought should be content-related with the expression, and might imply more details that might not be suitable to speak directly. During the training, we shift the dialogue sample with one turn such that the LLM plays as the 'user' and the human labeler plays as the 'assistant'.

A.3 Rule-Based Generation of COT Thoughts

COT usually encourages LLM to generate rationale content before output the final answer, by some prompt such as 'Let's think step by step'. Here we transform the COT sample (Query, Rational, Answer) into the TaS data by the following template:

Rule-Based Thought Generation of COT Sample

```
[
  {'role': 'user',
   'content': '{{ORI Query}}'},
  {'role': 'think',
   'content': 'Let's think step by step.

  {{Rational}}'},
  {'role': 'assistant',
   'content': '{{ORI Answer}}'},
]
```

A.4 Rule-Based Generation of ToM Thoughts

The original TOMI and BIGTOM are in the format of (Story, Character, Question, Answer). We first

Stage	Task	Dataset Name	# of Samples
1	Open-Domain Dialogue	EmpatheticDialogues	13951
		DailyDialog	9643
		ES-Conv	1202
		proprietary	5000
2	Reasoning	Reflection	10000
		Gsm8k	8000
	Question-Answering	ParaRel	16725
	Perspective Taking	TOMI	806
		BIGTOM	784

Table 3: Details of Training Datasets.

employ the SimTom method to generate the ego-centric rationale called ‘Perspective’, then transform to the TaS data using the following template:

Rule-Based Thought Generation of COT Sample

```
[
  {'role': 'system',
   'content': 'The following story
is a sequence of events about some
characters, that takes place in
multiple locations.
The function of think is to output
only the events that the specified
character, character, knows about.
Here are a few rules:
1. A character knows about all
events that they do.
2. If a character is in a certain
room/location, that character knows
about all other events that happens
in the room. This includes other
characters leaving or exiting the
location, the locations of objects
in that location, and whether
somebody moves an object to another
place.
3. If a character leaves a location,
and is NOT in that location, they
no longer know about any events
that happen within that location.
However, they can re-enter the
location.'},
  {'role': 'user',
   'content': 'Story:
{{Story}}
You are {{Character}}.
```

```
Based on the above information,
answer the following question:
{{Question}}',
  {'role': 'think',
   'content': 'I am {{Character}}.
Based on the above information,
from my point of view, what I know
is: {{Perspective}}'},
  {'role': 'assistant',
   'content': "{{Answer}}"},
]
```

A.5 Typical Cases of Multi-Step Reasoning and Planning

Table 4 provides a typical case, in which TaS can first make the scratchpad consideration within the thought content, and then generate the final multi-step planning result.

A.6 Analysis

Figure 4 shows the model parameter differences between the original Base and Chat model, and Figure 5 shows the model parameter differences between the original Chat model and TaS.

It is evident that after undergoing Supervised Fine-Tuning, the base model and the chat model exhibit differences in parameters across all layers, although the magnitude of these differences is not uniformly distributed across layers. In contrast, the parameter differences between the TaS model and the chat model are primarily concentrated within the first 20 layers (since we select $k = 20$). This indicates that our supervised fine-tuning of the intermediate layers has been effective, successfully altering the output logic of the intermediate layers, as reflected in the parameter differences from the base model.

Query
Would you mind explain the concept of reinforcement learning?
Thought
<p>To explain the concept of reinforcement learning, I need to consider:</p> <ul style="list-style-type: none"> - The basic principles of reinforcement learning - How it differs from other machine learning models - Its applications and advantages - The process of implementing it <p>I'll structure my explanation as follows:</p> <ol style="list-style-type: none"> 1. Brief introduction to reinforcement learning 2. Key principles 3. Comparison with other machine learning models 4. Applications and advantages 5. Step-by-step process for implementation <p>Upon reflection, I should also include:</p> <ul style="list-style-type: none"> - A brief mention of the challenges in implementing reinforcement learning - Specific examples to illustrate key points <p>This will provide a more comprehensive understanding of the concept.</p>
Response
<p>Reinforcement learning (RL) is a type of machine learning where an agent learns to make decisions by interacting with an environment. Here's a breakdown of the concept:</p> <ol style="list-style-type: none"> 1. Basic Principles: <ul style="list-style-type: none"> - Agent: The entity making decisions - Environment: The world or system being interacted with - Actions: Choices made by the agent - States: The current situation or configuration of the environment - Rewards: Feedback received after taking an action 2. Comparison with Other Models: <p>Unlike supervised learning where we have labeled data, or unsupervised learning where we find patterns, RL deals with decision-making in an interactive environment.</p> 3. Process: <ul style="list-style-type: none"> - Agent observes the current state - Chooses an action based on its policy - Interacts with the environment, receiving a reward - Transitions to a new state - Learns from the experience and updates its policy 4. Applications and Advantages: <ul style="list-style-type: none"> - Robotics: Teaching robots to perform tasks - Game playing: Developing AI players - Resource management: Optimizing energy usage in smart grids - RL can handle complex, real-world scenarios with high-dimensional state spaces 5. Challenges: <ul style="list-style-type: none"> - Exploration vs. exploitation dilemma - Need for large amounts of data - High computational requirements <p>Reinforcement learning is particularly useful in situations where we want to optimize long-term rewards rather than just immediate performance. It's closely related to concepts like Markov Decision Processes (MDPs) and Monte Carlo methods.</p> <p>Some interesting applications of reinforcement learning include:</p> <ol style="list-style-type: none"> 1. AlphaGo, which defeated world champion Go players 2. Self-driving cars using RL to navigate complex environments <p>Would you like me to clarify any specific aspect of reinforcement learning or expand on any part of the explanation?</p>

Table 4: Multi-step planning case of TaS.

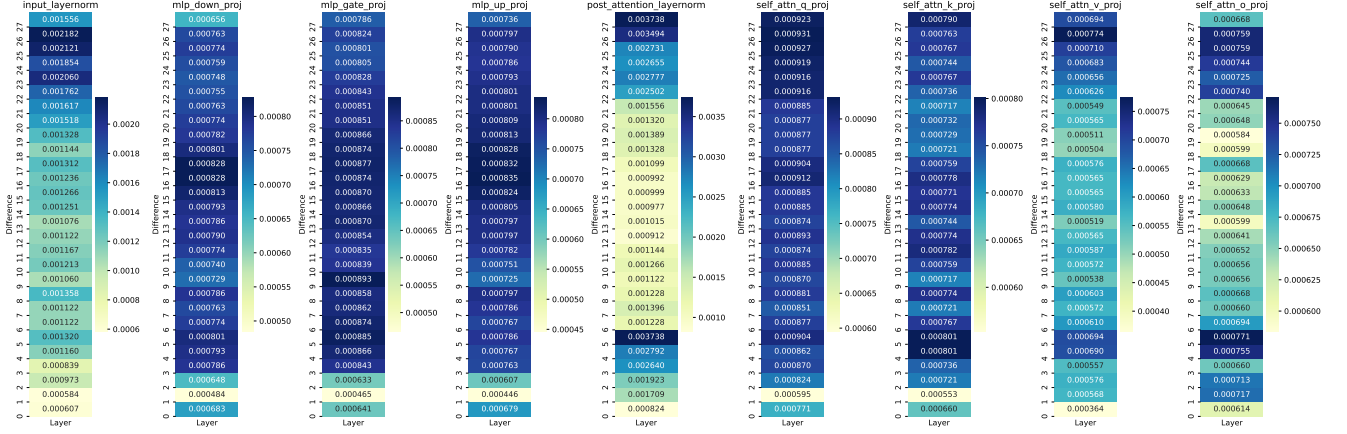


Figure 4: Visualization of model parameter differentiation, between Qwen 2 Base and Qwen 2 Instruct, with respect to all layers.

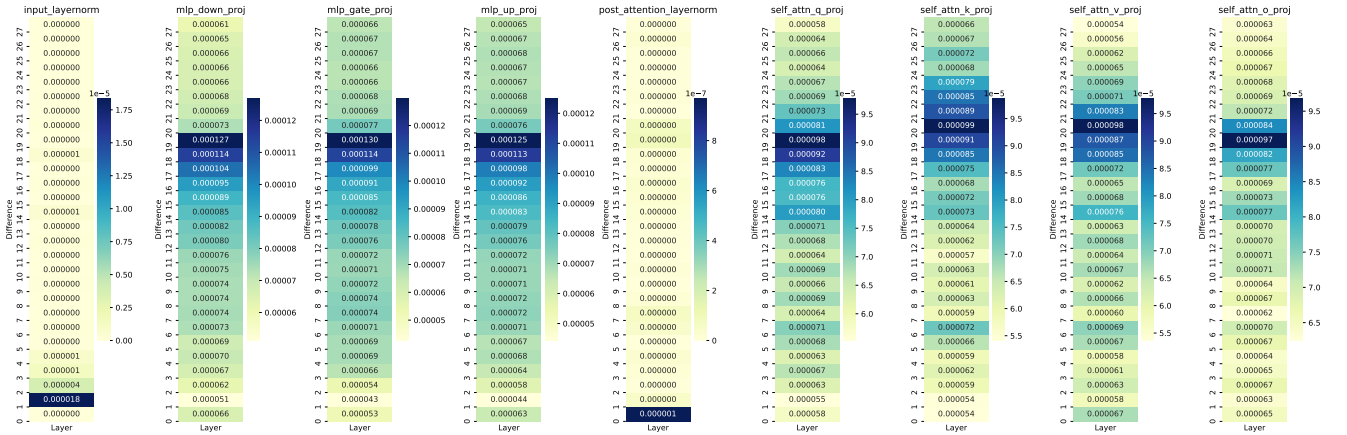


Figure 5: Visualization of model parameter differentiation, between Qwen 2 Instruct and TaS, with respect to all layers.