

Context-aware Code Segmentation for C-to-Rust Translation using Large Language Models

Momoko Shiraishi
The University of Tokyo
Tokyo, Japan
shiraishi@os.is.s.u-tokyo.ac.jp

Takahiro Shinagawa
The University of Tokyo
Tokyo, Japan
shina@is.s.u-tokyo.ac.jp

Abstract

There is strong motivation to translate C code into Rust code due to the continuing threat of memory safety vulnerabilities in existing C programs and the significant attention paid to Rust as an alternative to the C language. While large language models (LLMs) show promise for automating this translation by generating more natural and safer code than rule-based methods, previous studies have shown that LLM-generated Rust code often fails to compile, even for relatively small C programs, due to significant differences between the two languages and context window limitations. We propose an LLM-based translation scheme that improves the success rate of translating large-scale C code into compilable Rust code. Our approach involves three key techniques: (1) pre-processing the C code to better align its structure and expressions with Rust, (2) segmenting the code into optimally sized translation units to avoid exceeding the LLM’s context window limits, and (3) iteratively compiling and repairing errors while maintaining consistency between translation units using context-supplementing prompts. Compilation success is an essential first step in achieving functional equivalence, as only compilable code can be further tested. In experiments with 20 benchmark C programs, including those exceeding 4 kilo lines of code, we successfully translated all programs into compilable Rust code without losing corresponding parts of the original code.

1 Introduction

The C programming language continues to struggle with memory safety vulnerabilities, even though it has been widely used in existing software. In 2023, memory safety remains the second most common cause of vulnerabilities, with 75% of them exploited as zero-day attacks [13]. In response, various organizations have started advocating for the migration from C to memory-safe languages to improve security [5]. Rust, in particular, has gained significant attention due to its memory safety guarantees and suitability for system-level programming, creating strong motivation for migrating from C to Rust. Given the enormous existing codebase written in C, automatic translation from C to Rust is expected to be a promising approach to fundamentally addressing the memory safety issue. Indeed, DARPA recently launched a program to translate all C code into Rust [6].

Existing approaches for automatically translating C to Rust can be broadly categorized into rule-based and large language model (LLM)-based techniques. Rule-based approaches [11, 17] rely on predefined conversion rules, making them particularly effective for converting large codebases into syntactically correct and compilable Rust. However, it has been reported that these approaches often produce non-idiomatic and unsafe Rust code [22]. For example,

C2Rust [17] expands C macros instead of converting them into Rust macros, and generates excessive unsafe blocks, compiler directives, and external function calls. In contrast, LLM-based approaches [12, 29] generate more idiomatic and safer Rust code with minimal reliance on unsafe constructs, offering the potential to produce better, more secure code efficiently.

Unfortunately, LLM-based translation faces significant challenges when handling large-scale code. Several studies have shown that LLMs can typically translate only small C programs, with fewer than 100 lines, into compilable Rust code [12, 29]. Additionally, a study on bug analysis in LLM-based translations found that 50% of errors in C-to-Rust translations using GPT-4 were due to compilation errors [22]. These limitations arise from LLMs’ difficulty in understanding the complex dependencies and syntactic differences between C and Rust in larger programs, as well as the constraints imposed by context window size, which prevents the entire code from being processed at once. Furthermore, some LLMs exhibit a negative correlation between prompt size and task performance [18], leading to poor performance when translating large codebases in a single pass.

We propose an LLM-based C-to-Rust translation scheme designed to improve the compilation success rate when translating large-scale C code. Our basic approach is as follows: First, we segment the C code into appropriately sized compilation units. We then sequentially feed each unit into the LLM with tailored prompts to translate it into Rust code. After translating each unit, we compile the Rust code, and if compilation fails, we prompt the LLM with the error messages to refine the translation. We repeat this process of translation, compilation, and refinement for each unit until the entire codebase compiles successfully. However, simply providing the segmented C code and repeatedly attempting repairs does not easily lead to compilable Rust code.

To improve compile success rate, we introduce the following three techniques: (1) *Pre-processing the C code*. C and Rust differ significantly in how and where macros, functions, and modules are defined, with definitions often placed far from their references in C. As LLMs typically process lexical text within a narrow scope, they are prone to misinterpreting these definitions. To mitigate this, we employ static analysis to pre-process the C source code, reordering and relocating definitions so that they appear before their references, increasing the likelihood that LLMs will correctly recognize them based on the current prompt.

(2) *Optimizing the code segment size*. LLMs are constrained by context window size, making it impossible to input source code that exceeds this limit. Additionally, even when within the limit, translation accuracy tends to decrease with larger prompt sizes in some LLMs. To address this, we empirically determine the optimal

prompt size for each LLM, ensuring a balance between code segment size and translation accuracy, and segment the C code accordingly.

(3) *Supplementing contexts between translations.* During the sequential translation of segmented C code, LLMs can only partially preserve the contexts between translations and do not retain all the process. This can lead to inconsistencies among the translated Rust code segments. To maintain consistency, we supplement important contexts by incorporating metadata from previous translations into each prompt. For instance, LLMs often rename variables and functions during translation to match Rust conventions [23], which can cause the same C function or variable to be referred to by different names in each Rust segment. To avoid this, we store the translated Rust function signatures along with their corresponding C function names and locations in a compressed format database, ensuring consistent naming across all translations.

In summary, we address and answer the following research questions:

- RQ1** What preprocessing is effective for improving compilation success rate, and how effective?
- RQ2** What segmentation is effective for improving compilation success rate?
- RQ3** What data is effective for supplementing context lost during sequential translation, and how effective?

We target 20 C programs, with lines of code ranging from 158 to 4484, and test them with three LLMs: Claude 3.5 Sonnet [2], GPT-4o [1], and Gemini Pro 1.5 [8]. Our experimental results gave the following answers to the three research questions.

RQ1. Preprocessing based on three techniques—merging C code into modules, reordering C code elements, and processing C macros—resulted in an average increase of 31% in compilation line coverage and 24% in element coverage across all LLMs. Notably, Claude 3.5 Sonnet achieved the highest results, with 59% line coverage and 41% element coverage.

RQ2. Segmentation based on code element recognition and dynamic segment size adjustment produced optimized code segments for each LLM and program. In a comparison between different LLMs, Claude 3.5 Sonnet has outperformed GPT-4o and Gemini Pro 1.5, achieving high accuracy and a high compilation coverage rate without needing to be divided into smaller parts. However, even with Claude 3.5 Sonnet, when there are many errors in a 4000-line code, while the conversion itself may not hit the context window size limit, the repair stage inevitably runs into that limit. As a result, it is unavoidable to split the code into smaller fragments of about 1300 lines. With GPT-4 and Gemini Pro 1.5, it was appropriate to use smaller segments for performance reasons, in order to obtain responses in the expected format.

RQ3. Context-supplementing prompts with code elements and unit metadata increased the compilation line coverage by 1.5 times and element coverage by 1.8 times compared to the preprocessing-only case. Claude 3.5 Sonnet achieves the highest at 92 % line coverage and 72 % element coverage. The compilation coverage rate improved by resolving common errors, such as name resolution issues caused by using elements from other modules, and errors from attempting to import non-existent modules without knowing their definitions.

LLM	Input/Context window	Output
GPT-4o	128,000	4,096
Claude 3.5 Sonnet	200,000	8,192
Gemini Pro 1.5	2,000,000	8,192
Llama 3-70b-instruct	8,000	2,048

Table 1: Token limit for each LLM

2 Background

LLMs have a limit on the amount of text that can be processed at one time, measured in units called *tokens* [20]. There are separate token limits for input and output. A series of interactions is referred to as a *context*, and it is possible to maintain this context across multiple prompts. The number of tokens a LLM can process at once is known as the *context window* [3], which, in most LLMs, is often the same as the input token limit. In other words, the context window represents the maximum number of tokens, including all previous context and inputs. Table 1 summarizes the input/context window and output token limits for various major LLMs.

The token limit in LLMs significantly influences the C-to-Rust translation strategy. First, the input size limit restricts how much C source code can be processed in a single pass. For example, 100 lines of C code typically correspond to 500 to 1,500 tokens, meaning GPT-4o’s input token limit of 128,000 tokens can process approximately 8,500 to 25,600 lines of code. It is apparent that C source code exceeding this limit cannot be translated in a single pass. Additionally, the input token limit must account for supplementary data, such as prompt directives, context from previous and subsequent translations, and error messages used for code repair. As a result, the effective amount of C code that can be translated in a single pass is significantly reduced.

Even if the token limit technically allows for translating C source code in a single pass, the effective prompt length that maintains accuracy may be shorter. For instance, Levy et al. [18] report that the accuracy of certain tasks decreases when the input prompt size exceeds 2,000 to 3,000 tokens. Furthermore, as the input size increases, the available context diminishes because the context window and input token limit are shared, reducing the ability to maintain context across translations and potentially lowering translation accuracy.

In terms of output size, while there are output token limitations, a sufficiently large context window allows the LLM’s memory functions to split the output across multiple responses, enabling the generation of larger Rust code. Thus, managing the size and content of the input prompt is crucial to maintaining the accuracy of C-to-Rust translations.

3 Design

3.1 Overview

Our translation scheme consists of two major phases:

- (1) Preprocessing and Segmentation phase
- (2) Translation and Compile-Repair phase

In the preprocessing phase, we transform the original C code into larger modules to facilitate code translation and segment each module to fit within the LLM’s constraints. This transformation

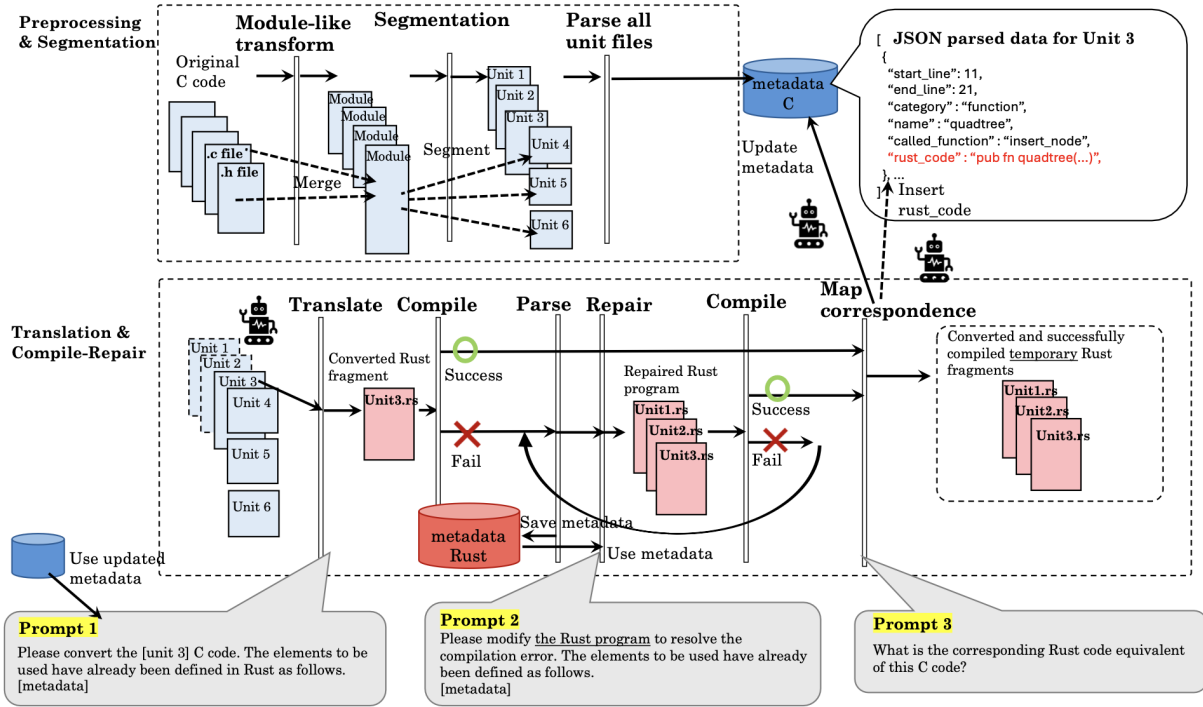


Figure 1: Overview of our translation scheme

includes merging C code to fit the compilation unit into a Rust module, and reordering the code to avoid forward references. We call each segment a *translation unit*, and a segment of C code is called a *C translation unit*, or *C unit* for short, and the corresponding segment of Rust code is called a *Rust code unit*, or *Rust unit* for short. To compensate for context lost during sequential translation, we parse each translation unit to generate metadata, which is stored and later used in prompts to supplement the missing context. In the example in Figure 1, the original C code is transformed into four modules, which are then segmented into six translation units. The segmented translation units are then parsed and stored as JSON-formatted metadata.

After the preprocessing phase, we use an LLM to sequentially translate each C translation unit into a corresponding Rust code unit. To provide context during translation, we supply the LLM with metadata parsed from both the C and Rust units as supplemental information. After translating each unit, we compile the resulting Rust code. If compilation fails, we initiate a repair process by analyzing the error and instructing the LLM to modify the entire Rust program, including previously compiled units, using metadata as part of the repair prompts. For example in Figure 1, Unit 1 and Unit 2 have already been translated, and we are trying to translate Unit 3 using the *prompt 1*, where [metadata] represents the contextual supplementary information. For instance of metadata, if unit3.rs requires the *insert_node* function, which is defined in unit1.rs or unit2.rs, the prompt will include the Rust function signature for *insert_node*. If compilation fails, we repair the entire Rust program (including unit1.rs, unit2.rs, and the newly translated unit3.rs) using the *prompt 2*.

When the compilation is successful, we have the LLM generate metadata that combines metadata from the parsed C units and the compiled Rust code using *prompt 3*, maintaining the translation context for the entire program. This process is incremental, allowing each subsequent unit (after Unit 3) to recognize definitions from the compiled Rust code in previous units. For example, if Unit 4 calls the *quadtree* function defined in Unit 3, the translation prompt for Unit 4 will include the Rust function signature for *quadtree*.

We repeat the above translation and compilation repair process for all C translation units, ultimately obtaining a fully compiled Rust library module. If the compilation of a single file fails after a maximum of *n* attempts, we abort the conversion, compilation, and repair processes for all subsequent translation units.

3.2 Preprocessing

In the preprocessing phase, we first merge the C code into modules, then reorder the code in the definition order, and process macros to account for differences between C and Rust syntax. The following sections will explain each step in detail.

3.2.1 Merging C code into modules. The way functions and types are referenced across files differs significantly between C and Rust. In C, declarations are typically separated from definitions: header files contain declarations specifying function names and types, while source files hold the actual definitions and implementations. In contrast, Rust uses the *use* keyword to import modules, and functions and variables are both declared and defined within a single module file.

However, this difference in design philosophy often causes LLMs to fail to convert C code into compilable Rust. Since declarations and definitions in the source C code are often distant from one another, LLMs might be unable to maintain both in their context windows. Consequently, LLMs often generate definitions based on inferences from the declarations, or they produce inconsistent code that does not align with the original declarations.

To bring the declarations and definitions closer together, we analyze the C program mainly using `ctags` [27] to detect the locations of function declarations and definitions. For the macro variables and macro functions, we use a custom parser. We then merge these by copying the contents of the included files into the files containing the `#include` directives. During this process, we ensure that the namespaces of static variables and functions are made unique to avoid conflicts. This approach allows LLMs to reference both declarations and definitions within their context windows, facilitating the generation of accurate Rust code. Since Rust does not require separating declarations into different files like C, the translated Rust code can be directly treated as the source for a Rust module.

3.2.2 Reordering C code elements. LLMs often generate Rust code by inferring from C declarations without referring to the actual definitions. On the other hand, as shown in the preliminary experiments (Section 4), randomly converting C files with LLMs results in numerous compilation errors, primarily due to name resolution issues and attempts to import non-existent modules.

To address this, we reorder code elements, such as functions and type definitions, in the merged module in topological order — that is, in the order in which they are referenced. This approach reduces the number of compilation errors caused by referencing undefined or unknown elements.

In the conditional compilation of C code, the entire block must be treated as a single code element. To handle this, we parse the C code in advance to detect the boundaries of code elements and perform reordering on a unit-by-unit basis. For conditional includes, since it is challenging to cover all possible cases, we currently assume a single configuration is selected. This issue remains as future work.

3.2.3 Handling C macros. C macros have a different syntax from the C language itself and are typically processed by a preprocessor rather than a compiler. In rule-based translations like C2Rust, all macros are expanded into the C language before translation. Therefore, it causes constants and functions defined in macros to lose their original names, reducing the code readability. In contrast, LLMs can interpret the meaning of macros and translate them into appropriate Rust code while preserving the original names. Therefore, we do not expand C macro definitions and functions, but retain them as they are for translation.

For macros used for conditional compilation using `#ifdef`, we will replace them with Rust’s `cfg` attribute (see Figure 2 and Figure 3). However, while C often defines macros in the source code using `#define`, Rust typically uses the `cfg` attribute in the source code, with configuration settings managed centrally in the `Cargo.toml` file. Therefore, when we detect a `#define` statement for conditional compilation in C, we record and remove it from the source code, and later enable it in the build script (`build.rs`).

```
#ifdef FEATURE_X
void featureFunction() {
    printf("Feature X is enabled.");
}
#else
void featureFunction() {
    printf("Feature X is disabled.");
}
#endif
```

Figure 2: Conditional Compilation in C

```
#[cfg(feature="feature_x")]
fn feature_function() {
    println!("Feature X is enabled.");
}

#[cfg(not(feature="feature_x"))]
fn feature_function() {
    println!("Feature X is disabled.");
}
```

Figure 3: Conditional Compilation in Rust

3.3 Segmentation

In the segmentation phase, we first segment each merged C code module into translation units of a size appropriate for the LLM. We then parse each translation unit to extract contextual metadata.

3.3.1 Segmenting C modules into translation units. As previously explained, LLMs have an upper limit on the number of tokens in the context window, and to improve translation accuracy, we need to include metadata in the prompt alongside the source code. The maximum token size, as well as the token size that sustains performance, varies across different LLMs. Additionally, each C source code presents varying levels of difficulty in maintaining context. As a result, the optimal segment size for translation units will vary depending on both the original C source code and the specific LLM used.

To address this, we adopt a strategy of dynamically adjusting the segment size. Initially, we determine the segment size based on the LLM’s context window size constraints, and then proceed with the Compile-Repair phase. If compilation does not succeed after a certain number of attempts, we assume that the LLM cannot effectively process C code of that size. In this case, we revisit the segmentation phase, resize the segments, and retry the Compile-Repair phase.

Specifically, we adjust the (maximum) segment size in the following manner:

- (1) If the input prompt size limit is reached during the conversion or repair process, we reduce the current unit size by 1/8 of its total lines.
- (2) If none of the units successfully compile at the current size after 10 attempts, we approximately halve the unit size.

Note that the C code is not segmented mechanically line by line, but at logically meaningful boundaries. Since the preprocessing phase already identifies logical boundaries such as function and structure definitions, macros, and conditional compilation for reordering, we segment each module to avoid splitting logical elements while considering the unit size limit. Additionally, we group functions with circular dependencies within the same translation unit to prevent repeated compilation errors caused by the LLM failing to find the corresponding code across separate units.

In the example of Figure 2, each `featureFunction()` definition is initially detected as the smallest code element, but eventually the entire block enclosed by `#ifdef` and `#endif` is treated as one element.

Block Category	ctags elements for C	ctags elements for Rust
1. function	function	function
2. macro function	macro function	macro function
3. type definitions	struct, type, union, enum	struct, enum
4. macro variable	macro variable	macro variable
5. variable	variable, global variable	static, constant
6. others	(the rest of the above categories)	

Table 2: Code Elements for C and Rust Code

3.3.2 Extracting contextual metadata. When C code is segmented into translation units and each unit is translated independently by the LLM, the context between the units is lost. To address this, we add information to supplement the missing context, allowing the LLM to translate from C to Rust effectively. Given the size limitations of the context window, it is crucial that this context information be as small and concise as possible.

To achieve this, we analyze the original C translation units in advance to extract contextual metadata. Specifically, we classify C code into six elements: functions, macro functions, type definitions, macro variables, variables, and others (see Table 2). For each translation unit, we record the definition and location of each code element in the source code, storing this data in JSON format as contextual metadata.

When translating each segmented translation unit sequentially, we add this summarized contextual metadata to the prompt. This approach supplements the context between translation units without overloading the context window, thereby improving translation accuracy.

3.4 Translation

We translate multiple C translation units sequentially in the LLM using context-supplementing prompts. Specifically, we include the original source code along with translation instructions, translation rules, contextual metadata, and instructions for response splitting. An example of such a prompt is shown in Figure 4.

In the first line, we instruct the LLM to strictly adhere to the translation rules. One of these rules is to declare all elements as public so that they can be imported from other modules. To facilitate importing from other files, we initially instruct the LLM to use wildcards to import all modules. While this may raise safety concerns, this issue is discussed in Section 6. We also provide a rule to avoid using unsafe whenever possible and leverage Rust’s standard features when calling external functions. Without this rule, LLMs tend to use unsafe frequently, but with it, they are more likely to interpret the original C code meaningfully and convert it into safer Rust code.

Next, we add contextual metadata. This data is extracted from the JSON file created during the segmentation phase, which parses the translation units and stores information about the code elements. We also update this JSON data as needed by adding metadata about the correspondence between the original C code and the previously compiled Rust code. We instruct the LLM itself to update this metadata using prompts like those in Figure 6, allowing us to keep the context of the C-to-Rust correspondence up-to-date during successive translations.

To address the output token size limitation mentioned in Section 2, we include instructions for splitting responses. Specifically, we indicate the number of tokens allowed for a response, and if the limit is exceeded, we instruct the LLM to split the response into multiple parts. We use the history function of the chat exchange to append previous exchanges to new requests. For easier mechanical handling, we instruct all responses to be returned in JSON format.

3.5 Compile and Repair

As shown in Figure 1, we attempt to compile the code translated from C to Rust using the LLM. If the compilation fails, we ask the LLM to fix the errors by interpreting the error message, and repeat this process until the compilation succeeds.

The approach of having the LLM interpret error messages to fix the code itself has been explored in previous studies. For example, Deligiannis et al. [9] provide a summarized version of the error message to the LLM. However, we find that LLMs can understand raw error messages directly. Therefore, we include the raw compile error log in the prompt.

One challenge in error repair is that fixing errors in the current translation unit may require repairs to previously translated units and configuration files. However, due to the limited context window size, it is difficult to repair all relevant files at once. To address this, we include the pathname of each Rust file in the metadata and ask the LLM to identify which files need to be repaired. Since the compile error log contains the paths to the files with errors, the LLM can determine which files require repair. We then send a repair request prompt (Figure 5) for each file, including the contents of the corresponding file. This approach allows us to repair both past translation units and configuration files, ensuring overall consistency. For example, when repairing `unit3.rs`, we can simultaneously fix `unit1.rs`, `unit2.rs`, `unit3.rs`, and the `.toml` file. We also instruct the LLM to provide the start and end lines that need to be repaired, along with the new code, in JSON format to enable programmatic handling of the repairs.

We parse the successfully compiled Rust code into the code elements listed in Table 2 for use as supplemental context in later error repairs. During error repair, we provide only the context metadata from the translated Rust code, omitting the C code metadata, to allow the LLM to focus solely on the repair process. This is because when the LLM knows that the Rust code was translated from C, it tends to revert to using unsafe C functions or making external C function calls, even if the original translation avoided them. By excluding the C metadata, we aim to repair the Rust code entirely within the Rust ecosystem. Once the Rust code is fixed, we parse it again and update the metadata accordingly.

Also, each time a Rust translation unit is successfully compiled, we use prompts like Figure 6 to have the LLM generate and update the correspondence between C translation units and Rust translation units. Tracking these correspondences can be challenging with traditional static analysis. For example, Rust uses snake case for function and variable names, and LLMs often rename them according to Rust’s conventions, even when instructed otherwise. This makes it difficult for rule-based approaches to keep up with such changes. Our approach allows the LLM to generate accurate correspondences by providing metadata from previously converted

Translate the following C code into Rust by strictly following the rules below.

```

## Translation rules
- Declare all items (structures, enums, functions, constants, etc.) using pub (public) to allow importing.
- Avoid unsafe in external function calls by using safe equivalents from Rust's standard libraries or crates.
## Contextual Metadata
- The definitions of the elements used in the C code have been provided in Rust in other modules as follows.
· pub fn quadtree_search(tree: &Quadtree, x: f64, y: f64) -> Option<&QuadtreePoint> (defined in crate::quadtree_0)
· pub fn quadtree_node_isleaf(node: &QuadreeNode) -> bool (defined in crate::quadtree_0)
...
## Split Response
- If the answer exceeds the token size ...
## C source code:
[Paste the C fragment code]

```

Figure 4: An example prompt in the translation.

Please repair the following code in a Rust program.

```

## Dependencies
- The definitions of the elements used have been provided in other modules as follows.
· pub fn quadtree_search(tree: &Quadtree, x: f64, y: f64) -> Option<&QuadtreePoint> (defined in crate::quadtree_0)
...
## Rust code:
[Paste the specified Rust code (file)]
## Compilation Error:
[Paste the compilation error]

```

Figure 5: An example prompt in the repair.

code as supplementary context and enabling the LLM to interpret the generated code itself.

During the repair phase, we repeat the process until the converted Rust code compiles successfully. To prevent repeating the same errors, we retain past repair conversations as a memory to guide the LLM toward successful compilation. However, to focus on repairing errors within a single translation unit, we clear the memory between units and erase it when moving on to the next unit.

4 Experiment Setup

This section describes our experiments in translating C to Rust using our scheme.

4.1 Target

For our experiments, we used the 19 programs from [15]. In addition, we included libopenaptx [21], the target program from [12]. Table 3 summarizes the statistics of these programs. All programs, except for bst, avl, and libtree, consist of multiple files. Avg LoC represents the average number of lines of code across multiple C files. For example, ht consists of 10 files with an average of 103 lines

The following Rust code has been converted from the original C code. The original C code has the following JSON-formatted metadata for each element named the value in "element" enclosed by the start line (start_line) and end line (end_line).

Compare the original C code with the converted Rust code, add a new key "rust_code" to the metadata of each element block in the JSON format of the original C code, and insert the converted code for each element.

```

## Rust code:
[Paste the converted Rust fragment code]
## Original C code:
[Paste the original C fragment code]
## JSON-formatted metadata for the C code
[
  {
    "element": "quadtree_walk",
    "start_line": 23,
    "end_line": 31,
    "rust_code": (Please insert here)
  },
  {
    "element": "node_contains",
    "start_line": 33,
    "end_line": 45,
    "rust_code": (Please insert here)
  },
  ...
]

```

Figure 6: An example prompt for mapping C and Rust code.

per file. In contrast, binn has a single large file with over 4,000 lines of code. Rust LoC represents the Rust code successfully compiled with the highest element coverage.

We conducted the experiment on an Apple M3 Pro with 18 GB of memory and macOS Sonoma version 14.3. We use the APIs of Claude 3.5 Sonnet, GPT-4o, and Gemini Pro 1.5. Although we attempted to use Llama 3-70b-instruct [19], which has a context window size of 8,000 tokens, the input size exceeded the context window limit even for the smallest program (bst). Additionally, the responses did not follow the intended format, so we decided not to use Llama 3-70b-instruct.

4.2 Preliminary Experiment

We initially tested the target programs without making any changes into the original C code. Similar to our proposal, this baseline method has no memory between conversions, but memory is retained during the repair process. The order of the files translation is random, and only the .toml file and the most recently translated files are subject to modification. Figure 7 shows the type of compilation errors encountered across all programs. The errors are classified into 11 categories described in Table 4.

Program	C				Rust	
	Total LoC	# Files	Avg LoC	# Elements	Total LoC	Passed
bst	158	1	158 ± 0	7	99	1.0
avl	304	1	304 ± 0	12	160	✗
quadtree	496	6	83 ± 51	37	373	1.0
rgba	566	3	189 ± 172	24	632	✗
urlparser	634	2	317 ± 247	2	390	✗
buffer	706	3	235 ± 103	44	402	0.4
ht	1031	10	103 ± 51	48	737	✗
robotfindskitten	1056	3	352 ± 232	72	1017	✗
libcsv	1115	3	372 ± 202	73	1214	✗
genann	1186	8	148 ± 120	54	821	0.2
libopenaptx	1785	4	446 ± 509	105	1504	✗
libtree	1837	1	1837 ± 0	105	1881	✗
time	2828	35	213 ± 312	205	3924	✗
ed	3309	10	331 ± 224	147	2423	✗
libzahl	3365	52	65 ± 175	125	3004	✗
which	3477	12	290 ± 313	147	1534	1.0
json.h	3505	3	1168 ± 1607	78	2175	✗
lil	3585	4	896 ± 1194	214	4205	✗
libtool	3769	19	277 ± 526	178	3064	✗
binn	4484	2	2242 ± 1295	405	3968	✗

Table 3: Statistics of the target C programs and the generated Rust code.

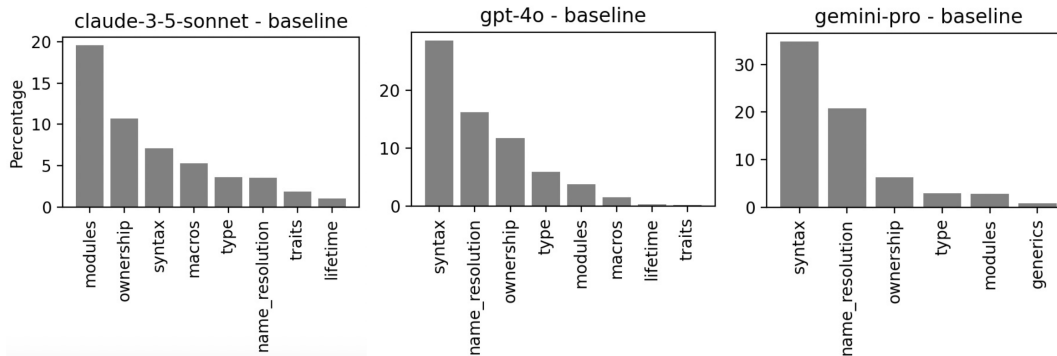


Figure 7: Type of compilation errors for baseline cases

Across all LLMs, a significant portion of the errors are related to module imports and name resolution. Figure 8 provides an example of a name resolution error, which occurs because each file is translated independently and cannot recognize elements defined in other files, causing the error to repeat. Another common error involves module imports, with the E0432 error being a representative example (as shown in Figure 9). This error typically occurs when a module or crate cannot be found or imported correctly. LLMs often trigger these errors by guessing and importing modules when certain elements are missing from the code provided. Additionally, since we allow modifications to the Cargo.toml file, LLMs sometimes introduce non-existent packages, resulting in errors such as error: failed to get quadtree as a dependency of package.

For avl and bst, both Claude 3.5 Sonnet and GPT-4o generated Rust code that successfully compiled. However, other LLMs were

unable to translate C programs with more than 496 lines, such as quadtree, into compilable Rust code. Therefore, simply feeding the files into the LLM did not result in successful compilation. Furthermore, when we did not retain memory during the repair process, the same errors kept occurring repeatedly, even for bst. Therefore, we concluded that the memory function is effective.

Finding 1. Even with code of only around 100 lines, if LLMs do not remember the repair process, they may fail to translate the C code into compilable Rust code.

4.3 Compilation Coverage

To measure the success rate of translation, we define *line coverage* ($LCov$) as the proportion of compiled LoC to the total LoC when all

Category	Description
Syntax	Syntax violations (e.g., missing semicolons)
Generics	Issues with generic parameters or bounds
Lifetime	Violations of lifetime rules
Modules	Unresolved paths or privacy issues
Constants	Errors in constant expressions
Attributes	Misuse of attributes
Type	Mismatched types (e.g., i32 vs u32)
Traits	Missing trait implementations or bounds violations
Ownership	Issues with ownership transfer or borrowing
Name	Undefined variables or scope errors
Resolution	
Attributes	Misuse of attributes

Table 4: Rust compilation error categories

<pre>error[E0425]: cannot find function hash_key in this scope -> src/ht/stats_c.rs:22:16 22 let hash = hash_key(key); ~~~~~ not found in this scope</pre>	<pre>error[E0432]: unresolved import crate::quadtree::Quadtree -> src/quadtree/benchmark_c.rs:6:5 6 use crate::quadtree::Quadtree; ~~~~~ not found in crate::quadtree</pre>
---	--

Figure 8: Rust Name Resolution Error (E0425) in ht

Figure 9: Rust Module Import Error (E0432) in quadtree

files successfully compile, i.e., $LCov = \frac{\text{Compiled LoC}}{\text{Total LoC}}$. Both Total LoC and compiled LoC are measured against C translation units and indicate how much of the original C program has been successfully converted into compilable Rust code.

In addition, to confirm that the translation success rate has not been improved by removing parts of the code, we define *element coverage* ($ElemCov$) as the ratio of the original C code elements that have corresponding Rust counterparts, i.e., $ElemCov = \frac{\text{Number of compiled elements}}{\text{Number of total elements}}$. This metric can be measured accurately because we have metadata mapping between the C and Rust code, which is initially used to generate context-supplementing prompts.

5 Experimental Results

This section provides the experimental results for our translation scheme.

5.1 RQ1: Effects of Preprocessing

We first measured the impact of preprocessing on improving translation success rates. Table 5 shows the LCov and ElemCov for each program. As shown in the results, there are significant differences in coverage between the different LLMs. In Claude 3.5 Sonnet, preprocessing improved LCov for 14 programs, while GPT-4o and Gemini Pro 1.5 showed relatively little improvement in LCov and ElemCov values. This was primarily because the repair process often terminated prematurely when the LLM failed to provide the correct code in the requested JSON format. In other words, this issue stems from low response accuracy rather than compilation problems.

Among the three LLMs, Claude 3.5 Sonnet achieved the highest coverage for most programs. In particular, ht showed a clear increase in LCov and ElemCov with Claude, as it consists of several independent files that do not require imports from other modules, making preprocessing highly effective. On the other hand, libcsv had a higher LCov but a lower ElemCov because the LLM failed to locate function definitions in other modules and eventually removed them.

Finding 2. Preprocessing achieved an average line coverage of 31% and element coverage of 24% across all LLMs. Notably, Claude 3.5 Sonnet achieved the highest line coverage at 59% and element coverage at 41%.

5.2 RQ2: Effect of Segmentation

We next measured the effect of segmentation. Figure 10 shows the segmentation that resulted in the highest translation success rate. The four bars for each program represent the segmentation for each LLM. Note that segmentation is designed to avoid splitting code elements, so segment sizes are not necessarily equal. For example, in Gemini, where the code is most segmented, half of the code in robotfindskitten remains unsegmented due to a 408-line array of string pointers. Similarly, in libtree, a relatively large block remains in Gemini because circular functions are grouped into a single block.

As shown in Figure 10, the optimal segment size varies between programs and LLMs. For example, in binn, the entire program is about 4,000 lines, but the optimal segment size was around 1,300 lines in Claude, approximately 550 lines in GPT-4o, and 50 lines in Gemini. In Claude, binn was segmented due to the token limit, whereas json.h and which were segmented because they had more than 20 compilation failures. For GPT-4o and Gemini, segmentation was necessary not only due to compilation failures but also due to lower LLM performance. The repair process was prolonged because format errors occurred in responses, such as exceeding the output token limit despite instructions, including code that caused a decode error [26], or missing specified answers. By reducing the translation unit size, the accuracy of the responses improved, resulting in a higher compilation success rate.

Finding 3. (i) Even if the original C code fits within the context window, the inclusion of compilation errors in the prompt can cause it to exceed the context window's limits. In such cases, reducing the unit size is necessary for successful compilation. (ii) Additionally, for several LLMs, reducing the unit size is recommended to improve the accuracy of response formatting.

5.3 RQ3: Effects of Context-supplementing Prompts

Finally, we measured the effect of the context-supplementing prompts. Table 6 shows the LCov and ElemCov for the context-supplemented cases. In Claude, both LCov and ElemCov show many green areas, indicating that the context-supplementing prompt had a significant effect. For example, for quadtree and robotfindskitten, LCov and ElemCov exceeded 0.6 compared to 0 when only preprocessing

Program	Claude 3.5 Sonnet		GPT-4o		Gemini Pro 1.5	
	LCov	ElemCov	LCov	ElemCov	LCov	ElemCov
bst	1.000	1.000	1.000	1.000	0.218	0.429
avl	1.000	1.000	0.000	0.000	0.037	0.083
quadtree	0.000	0.000	0.000	0.000	0.000	0.000
rgba	1.000	0.458	1.000	1.000	0.000	0.000
urlparser	1.000	0.250	0.000	0.000	0.437	0.250
buffer	0.502	0.522	0.000	0.000	0.000	0.000
ht	1.000	0.875	0.082	0.188	0.034	0.125
robotfindskitten	0.000	0.000	0.000	0.000	0.000	0.000
libcsv	1.000	0.397	0.735	0.397	0.011	0.055
genann	0.779	0.648	0.225	0.370	0.000	0.000
libopenaptx	0.914	0.457	0.266	0.486	0.007	0.038
libtree	0.000	0.000	0.000	0.000	0.000	0.000
time	0.109	0.034	0.068	0.063	0.000	0.000
ed	0.689	0.830	0.085	0.027	0.005	0.020
libzahl	1.000	0.464	1.000	0.960	0.000	0.000
which	0.794	0.265	0.107	0.252	0.000	0.000
json.h	0.277	0.372	1.000	0.000	0.000	0.000
lil	0.000	0.000	0.559	0.161	0.000	0.000
libtool	0.064	0.022	0.034	0.011	0.000	0.000
binn	0.673	0.701	0.106	0.259	0.000	0.000
Average	0.590	0.414	0.313	0.258	0.037	0.050

Table 5: Results for RQ1 (Effects of Preprocessing). The numbers indicate LoC and element coverages when only preprocessing is performed. Blue (■) indicates > 50% and light blue (■) indicates > 0%.

Program	Claude 3.5 Sonnet		GPT-4o		Gemini Pro 1.5	
	LCov	ElemCov	LCov	ElemCov	LCov	ElemCov
bst	1.000 (+0.000)	1.000 (+0.000)	1.000 (+0.000)	1.000 (+0.000)	0.218 (+0.000)	0.429 (+0.000)
avl	1.000 (+0.000)	1.000 (+0.000)	1.000 (+1.000)	1.000 (+1.000)	0.037 (+0.000)	0.083 (+0.000)
quadtree	0.600 (+0.600)	0.600 (+0.600)	0.388 (+0.388)	0.514 (+0.514)	0.020 (+0.020)	0.054 (+0.054)
rgba	1.000 (+0.000)	0.750 (+0.292)	1.000 (+0.000)	1.000 (+0.000)	0.012 (+0.012)	0.083 (+0.083)
urlparser	1.000 (+0.000)	0.500 (+0.250)	1.000 (+1.000)	1.000 (+1.000)	0.874 (+0.437)	0.500 (+0.250)
buffer	1.000 (+0.498)	0.973 (+0.451)	0.636 (+0.636)	0.609 (+0.609)	0.074 (+0.074)	0.043 (+0.043)
ht	1.000 (+0.000)	1.000 (+0.125)	0.082 (+0.000)	0.188 (+0.000)	0.029 (+-0.005)	0.062 (+-0.063)
robotfindskitten	0.756 (+0.756)	0.667 (+0.667)	0.004 (+0.004)	0.000 (+0.000)	0.004 (+0.004)	0.028 (+0.028)
libcsv	1.000 (+0.000)	1.000 (+0.603)	0.111 (+-0.624)	0.425 (+0.028)	0.044 (+0.033)	0.274 (+0.219)
genann	0.969 (+0.190)	0.830 (+0.182)	0.225 (+0.000)	0.370 (+0.000)	0.005 (+0.005)	0.037 (+0.037)
libopenaptx	1.000 (+0.086)	0.567 (+0.110)	0.266 (+0.000)	0.486 (+0.000)	0.013 (+0.006)	0.057 (+0.019)
libtree	0.667 (+0.667)	0.289 (+0.289)	0.118 (+0.118)	0.638 (+0.638)	0.012 (+0.012)	0.057 (+0.057)
time	0.783 (+0.674)	0.299 (+0.265)	0.010 (+-0.058)	0.015 (+-0.048)	0.000 (+0.000)	0.000 (+0.000)
ed	0.725 (+0.036)	0.533 (+-0.297)	0.085 (+0.000)	0.027 (+0.000)	0.009 (+0.004)	0.014 (+-0.006)
libzahl	1.000 (+0.000)	0.461 (+-0.003)	1.000 (+0.000)	0.976 (+0.016)	0.005 (+0.005)	0.024 (+0.024)
which	1.000 (+0.206)	0.639 (+0.374)	0.046 (+-0.061)	0.075 (+-0.177)	0.000 (+0.000)	0.000 (+0.000)
json.h	1.000 (+0.723)	0.833 (+0.461)	0.208 (+-0.792)	0.321 (+0.321)	0.000 (+0.000)	0.000 (+0.000)
lil	1.000 (+1.000)	0.879 (+0.879)	0.117 (+-0.442)	0.322 (+0.161)	0.057 (+0.057)	0.234 (+0.234)
libtool	1.000 (+0.936)	0.747 (+0.725)	0.034 (+0.000)	0.011 (+0.000)	0.000 (+0.000)	0.000 (+0.000)
binn	1.000 (+0.327)	0.968 (+0.267)	0.106 (+0.000)	0.254 (+-0.005)	0.000 (+0.000)	0.000 (+0.000)
Average	0.925	0.726	0.371	0.461	0.070	0.098

Table 6: Results of RQ3 (Effects of Context-supplementing Prompts). Blue (■) indicates > 50% and light blue (■) indicates > 0%. Green (■) and light green (■) indicates the difference from the preprocessing-only case, respectively.

was applied. Note that ElemCov tends to be relatively low when LCov does not reach 1.0, as some units fail to be compiled, and the elements are not counted.

For GPT-4o and Gemini, the context-supplementing prompt contributed to improving the coverage (both LCov and ElemCov) of

programs like `buffer`, `urlparser`, `quadtree`, and `libtree`, which were difficult to be compiled with preprocessing alone. The reason LCov and ElemCov are 0 for several programs such as `json.h` and `time` in Gemini is that only `build.rs` compiled successfully, and the subsequent units are failed to be compiled.

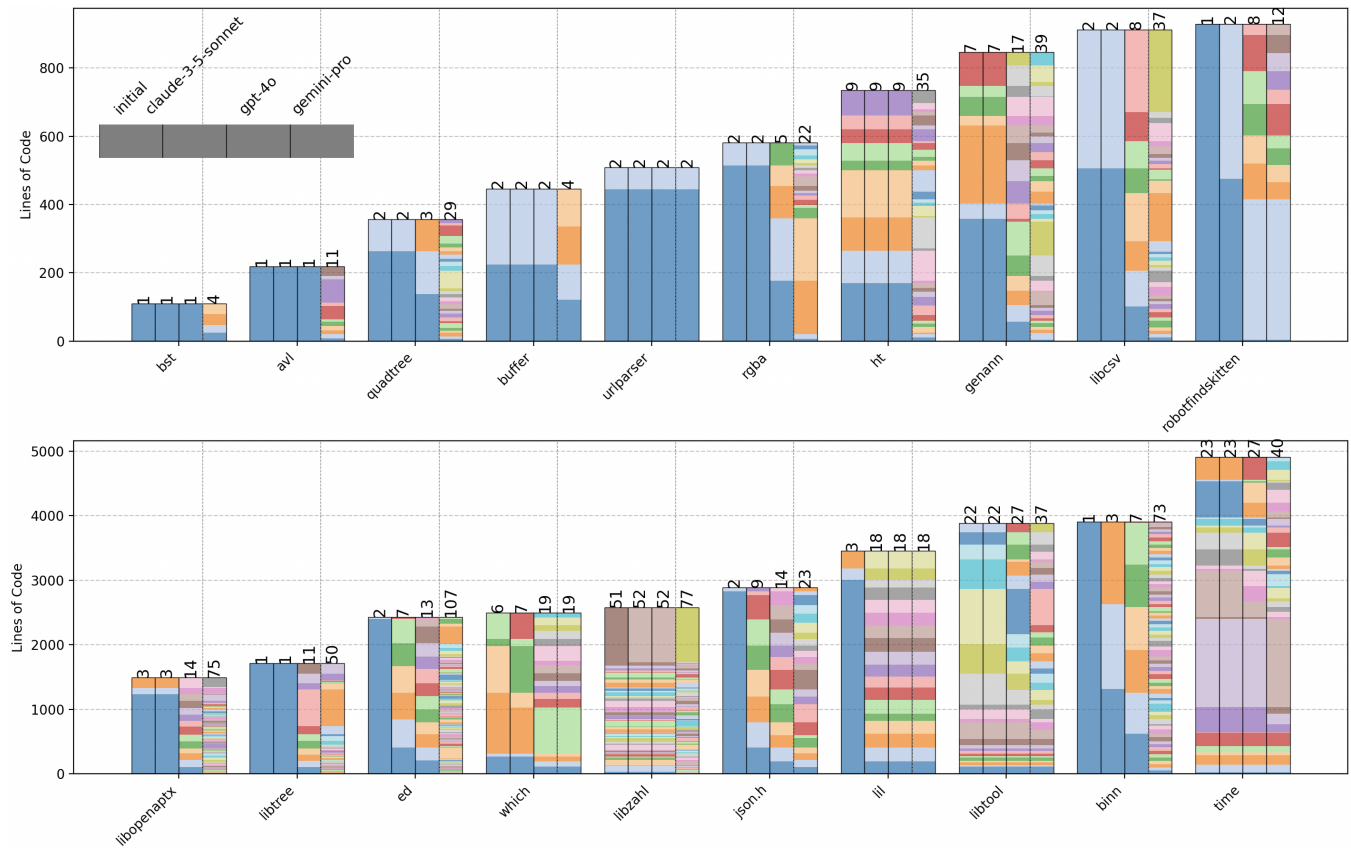


Figure 10: Code segmentation. The four bars represent segmentation for each LLM and the numbers on the bars indicate the number of segments.

Finding 4. Formatting the C source code and adding context-supplementing prompts resulted in an average line coverage of 45% and element coverage of 42% across all LLMs. Claude 3.5 Sonnet achieved the highest, with 92% line coverage and 72% element coverage. Compared to requesting an LLM to translate without any context-supplementing prompts, using these prompts increased line coverage by 1.5 times and element coverage by 1.8 times.

	Preprocessed	CS-Prompt
Claude 3.5 Sonnet	-0.27	-0.15
GPT-4o	-0.15	-0.04
Gemini Pro 1.5	-0.12	0.09

Table 7: Correlation between the number of elements imported from other modules and element coverage, in cases with only preprocessing and those with context-supplementing prompts (CS-prompts).

We also examined the correlation between ElemCov and the number of elements referenced from other modules within a single translation unit to confirm that context-supplementing prompts

improve the compile success rate of code that references external modules. We hypothesized that as the number of elements imported from other modules increases, the translation process becomes more difficult without context-supplementing prompts, leading to an expected increase in the number of deleted elements. The results are shown in Table 7. They indicate that for all LLMs, the preprocessed cases show a weak negative correlation between the number of elements imported from other modules and ElemCov, compared to the context-supplemented cases. However, ElemCov is influenced by various factors, such as which elements are imported and what the original code does, and is not significantly affected by the number of imported elements alone.

Finding 5. The number of references to elements defined in other files does not clearly correlate with element coverage.

5.4 Equivalence of Code Conversion

In converting from C to Rust, it is ultimately necessary to check the equivalence of the code after successful compilation. To evaluate the equivalence of the current translation, we verified whether the test cases produced the same output for the same input before and after the translation. The 'Passed' entry in Table 3 shows the percentage

```

pub fn insert(node: Option<Rc<RefCell<Node>>, key: i32) -> Op-
tion<Rc<RefCell<Node>> {
    match node {
        Some(n) => {
            if key < n.borrow().key {
                n.borrow_mut().left = insert(n.borrow_mut().left.take(), key);
            }
            n.borrow_mut().height = 1 + max(
                height(&n.borrow().left),
                height(&n.borrow().right)
            );
            // ... balance checks and rotations
        },
        None => Some(new_node(key))
    }
}

```

Figure 11: A snippet of generated Rust code of avl

of the original C code where the input and output matched. While some test cases passed for bst, quadtree, buffer, genann, and which, others failed, all due to run-time errors.

In this paper, our primary goal is to improve the compilation success rate, as further testing is difficult without a successful compilation. Additionally, since a study [22] shows that 50 percent of translation bugs in GPT-4 are compile errors and 40 percent are run-time errors, fixing compile errors alone provides significant benefits. However, having the LLM modify the code to improve equivalence is a promising approach. To demonstrate this, we attempted to modify the avl code. Figure 11 shows a snippet of the problematic code. Although the avl code is only about 300 lines, the test case caused a run-time panic because the generated code violated Rust’s borrowing rules by holding multiple mutable and immutable borrows of the same data simultaneously. So, we asked Claude 3.5 Sonnet to fix the runtime errors, and after four repair attempts, we generated code that resolved the issues, as shown in Figure 12. The modified code resolves the problems by replacing multiple overlapping borrows with a single mutable borrow. This result demonstrates the potential of using LLMs for code equivalence repair as a future direction.

5.5 Prompt Technique

The phrasing of the prompt is highly sensitive [24] and can directly impact whether the compilation succeeds. Below is a summary of our findings for crafting more effective prompts.

Compilation Error Correction. When prompted to *please address this error*, the LLM tends to superficially correct the line indicated by the compilation error log. However, when prompted to *please resolve this error*, the LLM provides a more comprehensive solution that can pass compilation. Since our approach shows the LLM the raw text of the compilation error log, the instruction to *address the error* often leads the LLM to focus on fixing only the line indicated by the error. Even when the LLM determines that the line does not actually need correction, it sometimes returns the line number and content without any changes. The phrase *please resolve the error*

```

pub fn insert(node: Option<Rc<RefCell<Node>>, key: i32) -> Op-
tion<Rc<RefCell<Node>> {
    let node = match node {
        None => return Some(Node::new(key)),
        Some(n) => n,
    };

    {
        let mut current = node.borrow_mut();
        if key < current.key {
            current.left = insert(current.left.take(), key);
        }
        // ... other cases
    } // borrow is released here

    update_height(&node);

    // ... balance checks and rotations
    Some(node)
}

```

Figure 12: A snippet after modified by Claude 3.5 Sonnet

conveys the nuance that the solution is not restricted to the line specified by the compilation error log.

Response Format. The number of output tokens per response is limited. Even when providing the prompt, *please divide it into multiple responses so that the size of each response does not exceed the specified limit*, there is still a tendency for the LLM to generate responses that exceed the limit. This is especially true when the variable is a cohesive unit, and the LLM often tries to respond in a single, oversized response. This issue can be resolved by instructing with a more specific prompt: *please respond in chunks of 100 lines, even if the context is cut off mid-way*. It is more effective to specify an exact number of lines, such as 100, rather than using vague terms like *smaller number of lines*.

In another case, where the translated or repaired Rust code in the JSON-formatted response fails to decode due to improper escape handling, the issue can be resolved by adding an instruction to rewrite the response with correct escape handling. When translation rules become too long, the LLM is less likely to follow each rule. To keep the rules concise, we avoid including instructions for handling uncommon response format errors in the initial prompt and instead address these issues through a dedicated error-handling process when they occur.

Dynamic Knowledge of LLMs. While responses using the LLM APIs do not typically change drastically on a daily basis, there was a significant update at one point. A notable update in Claude 3.5 Sonnet affected `bin` and `json.h`. Previously, the translation was limited to the specified units, but at some point, the LLM appeared to have gained knowledge of the entire program and began providing code beyond the specified range. To address this, we added the following instruction to the prompt: *Please translate only within the range of the C code written below. Even if you are aware of the entire program, do not add or extend code beyond the provided C source code*. We ask LLMs not to translate beyond the necessary scope because our scheme relies on segmented translations. When responses overlap, maintaining consistency across subsequent translations becomes difficult.

6 Threats to validity

The primary threat to the validity of our translation scheme is that the prompt's translation instructions might not ensure the quality of the generated Rust code. For example, instructions to declare all items (structures, enums, functions, constants, etc.) with `pub` (public) so they can be imported from other modules may not be desirable from the security reason. To obtain more desired Rust code, a solution might be to provide more detailed prompts for the translation process. Another approach is to refine the Rust code after the initial translation. It might be useful to run a repair process to fix runtime errors, just like the repair mechanism used to fix compilation errors.

Another threat to validity is that, even if the code compiles successfully, verifying correctness is still crucial, and we can only verify it through test cases. For the purpose of validating correctness, it may need a method that generates a diverse and larger number of inputs and outputs, like fuzzing. Moreover, using LLMs to generate diverse inputs that are less random than fuzzing and more reflective of actual usage could be useful.

7 Related Work

LLM-based C-to-Rust translation. There is little work on LLM-based C-to-Rust translation. Yang et al. [29] proposes an LLM-based transpilation scheme, and utilized formal verification to validate the equivalence. Eniser et al. [12] also proposes an LLM-based translation method, and verified the equivalence of the translated code using fuzzing techniques. However, both methods can convert only C programs consisting of several hundred lines of code into compilable Rust code: Yang et al. [29] fails to compile code with 158 lines and Eniser et al. [12] can handle only code between 150 and 597 lines. Pan et al. [22] analyzed code translation using LLMs across multiple language pairs, including C to Rust. This also targets only small programs, and translating larger programs with more complex dependencies remains an unresolved challenge.

Several LLM-based translations other than C to Rust have been proposed [4, 7, 16, 28, 30, 31]. For example, Ibrahimzada [16] suggests a method-level, partial translation approach for Java code that takes into account the size limit of context windows. However, they do not address the challenges inherent in C to Rust translations.

Rule-based C-to-Rust translation. A representative rule-based translation tool is the C2Rust Transpiler [17], which uses predefined rules to automatically translate C code into Rust. However, C2Rust generates code with excessive unsafe usage and unidiomatic Rust code. It struggles with pointer handling, external libraries, and performance optimization, requiring significant manual refactoring. Thus, several rule-based translation methods [10, 11, 14, 15] have been proposed to achieve better conversions beyond C2Rust, such as replacing unsafe raw pointers with safe references [10, 11, 14], handling lock APIs [14], and focusing on tuples and Option/Result types [15]. While rule-based approaches have the advantage of being able to handle large-scale code, LLM-based approaches have the potential to produce more natural and secure translations with less effort.

Program Repair. Many studies proposed LLM-based program repair methods [9, 25, 32]. Particularly, Deligiannis et al. [9] demonstrated a method of using an LLM to fix Rust code by utilizing formatted compilation error logs. The overall process of repeatedly fixing compilation errors remains the same, but our approach typically differs in that we have enabled the modification of multiple files based on the LLM's choices.

8 Conclusion

This paper proposes a method for translating C code into Rust using a large language model (LLM). In existing LLM-based methods, compile errors are a significant challenge, and it is difficult to compile Rust code translated from C programs larger than 100 lines. The proposed method addresses this issue by formatting the original C code based on syntax, segmenting the code, and preparing prompts that include summarized data from other segments. As a result, our proposed method successfully compiles programs more than 4,000 lines.

While passing compilation is a crucial first step, it is also necessary to address runtime and functional errors in addition to compilation failures. Further development is needed to improve the quality of the generated Rust code and fully leverage Rust's unique safety features.

References

- [1] Open AI. 2024. GPT-4o. <https://openai.com/index/hello-gpt-4o/>.
- [2] Anthropic. 2024. Claude 3.5 Sonnet. <https://www.anthropic.com/news/claude-3-5-sonnet>.
- [3] Anthropic. 2024. Context window. <https://support.anthropic.com/en/articles/7996848-how-large-is-claude-s-context-window>.
- [4] Manish Bhattarai, Javier E Santos, Shawn Jones, Ayan Biswas, Boian Alexandrov, and Daniel O'Malley. 2024. Enhancing Code Translation in Language Models with Few-Shot Learning via Retrieval-Augmented Generation. *arXiv preprint arXiv:2407.19619* (2024).
- [5] United States Cybersecurity, Infrastructure Security Agency, United States National Security Agency United States Federal Bureau of Investigation, Australian Signals Directorate's Australian Cyber Security Centre, Canadian Centre for Cyber Security, United Kingdom National Cyber Security Centre, New Zealand National Cyber Security Centre, and Computer Emergency Response Team New Zealand. 2003. The Case for Memory Safe Roadmaps: Why Both C-Suite Executives and Technical Experts Need to Take Memory Safe Coding Seriously.
- [6] DARPA. 2024. Translating All C to Rust (TRACTOR). <https://www.darpa.mil/program/translating-all-c-to-rust>.
- [7] Matthew T Dearing, Yiheng Tao, Xingfu Wu, Zhiling Lan, and Valerie Taylor. 2024. LASSI: An LLM-based Automated Self-Correcting Pipeline for Translating Parallel Scientific Codes. *arXiv preprint arXiv:2407.01638* (2024).
- [8] Google Deepmind. 2024. Gemini Pro. <https://deepmind.google/technologies/gemini/pro/>.
- [9] Pantazis Deligiannis, Akash Lal, Nikita Mehrotra, and Aseem Rastogi. 2023. Fixing rust compilation errors using llms. *arXiv preprint arXiv:2308.05177* (2023).
- [10] Mehmet Emre, Peter Boyland, Aesha Parekh, Ryan Schroeder, Kyle Dewey, and Ben Hardekopf. 2023. Aliasing limits on translating c to safe rust. *Proceedings of the ACM on Programming Languages* 7, OOPSLA1 (2023), 551–579.
- [11] Mehmet Emre, Ryan Schroeder, Kyle Dewey, and Ben Hardekopf. 2021. Translating C to safer Rust. *Proceedings of the ACM on Programming Languages* 5, OOPSLA (2021), 1–29.
- [12] Hasan Ferit Eniser, Hanliang Zhang, Cristina David, Meng Wang, Brandon Paulsen, Joey Dodds, and Daniel Kroening. 2024. Towards Translating Real-World Code with LLMs: A Study of Translating to Rust. *arXiv preprint arXiv:2405.11514* (2024).
- [13] Zach Hanley. 2023. Rust Won't Save Us: An Analysis of 2023's Known Exploited Vulnerabilities. <https://www.horizon3.ai/attack-research/attack-blogs/analysis-of-2023s-known-exploited-vulnerabilities/>
- [14] Jaemin Hong and Sukyoung Ryu. 2023. Concrat: An automatic C-to-Rust lock API translator for concurrent programs. In *2023 IEEE/ACM 45th International Conference on Software Engineering (ICSE)*. IEEE, 716–728.
- [15] Jaemin Hong and Sukyoung Ryu. 2024. Don't Write, but Return: Replacing Output Parameters with Algebraic Data Types in C-to-Rust Translation. *Proceedings of*

- the ACM on Programming Languages* 8, PLDI (2024), 716–740.
- [16] Ali Reza Ibrahimzada. 2024. Program Decomposition and Translation with Static Analysis. In *Proceedings of the 2024 IEEE/ACM 46th International Conference on Software Engineering: Companion Proceedings*. 453–455.
- [17] Immunant. 2022. C2Rust. <https://github.com/immunant/c2rust>.
- [18] Mosh Levy, Alon Jacoby, and Yoav Goldberg. 2024. Same task, more tokens: the impact of input length on the reasoning performance of large language models. *arXiv preprint arXiv:2402.14848* (2024).
- [19] Meta. 2024. Llama 3. <https://llama.meta.com/>.
- [20] Microsoft. 2024. Understand tokens. <https://learn.microsoft.com/en-us/dotnet/ai/conceptual/understanding-tokens>.
- [21] pali. 2024. libopenaptx. <https://github.com/pali/libopenaptx>.
- [22] Rangeet Pan, Ali Reza Ibrahimzada, Rahul Krishna, Divya Sankar, Lambert Pouguem Wassi, Michele Merler, Boris Sobolev, Raju Pavuluri, Saurabh Sinha, and Reyhaneh Jabbarvand. 2024. Lost in translation: A study of bugs introduced by large language models while translating code. In *Proceedings of the IEEE/ACM 46th International Conference on Software Engineering*. 1–13.
- [23] Rust. 2024. Naming conventions. <https://doc.rust-lang.org/1.0.0/style/style/naming/README.html>.
- [24] Yusuke Sakai, Adam Nohejl, Jiangnan Hang, Hidetaka Kamigaito, and Taro Watanabe. 2024. Toward the Evaluation of Large Language Models Considering Score Variance across Instruction Templates. *arXiv preprint arXiv:2408.12263* (2024).
- [25] André Silva, Sen Fang, and Martin Monperrus. 2023. Repairllama: Efficient representations and fine-tuned adapters for program repair. *arXiv preprint arXiv:2312.15698* (2023).
- [26] Zhi Rui Tam, Cheng-Kuang Wu, Yi-Lin Tsai, Chieh-Yen Lin, Hung-yi Lee, and Yun-Nung Chen. 2024. Let me speak freely? a study on the impact of format restrictions on performance of large language models. *arXiv preprint arXiv:2408.02442* (2024).
- [27] universal-ctags. 2024. Ctags. <https://github.com/universal-ctags/ctags>.
- [28] Min Xue, Artur Andrzejak, and Marla Leuther. [n. d.]. An interpretable error correction method for enhancing code-to-code translation. In *The Twelfth International Conference on Learning Representations*.
- [29] Aidan ZH Yang, Yoshiki Takashima, Brandon Paulsen, Josiah Dodds, and Daniel Kroening. 2024. Vert: Verified equivalent rust transpilation with few-shot learning. *arXiv preprint arXiv:2404.18852* (2024).
- [30] Zhen Yang, Fang Liu, Zhongxing Yu, Jacky Wai Keung, Jia Li, Shuo Liu, Yifan Hong, Xiaoxue Ma, Zhi Jin, and Ge Li. 2024. Exploring and unleashing the power of large language models in automated code translation. *Proceedings of the ACM on Software Engineering* 1, FSE (2024), 1585–1608.
- [31] Xin Yin, Chao Ni, Tien N Nguyen, Shaohua Wang, and Xiaohu Yang. 2024. Rectifier: Code Translation with Corrector via LLMs. *arXiv preprint arXiv:2407.07472* (2024).
- [32] Quanjun Zhang, Chunrong Fang, Yang Xie, YuXiang Ma, Weisong Sun, and Yun Yang Zhenyu Chen. 2024. A Systematic Literature Review on Large Language Models for Automated Program Repair. *arXiv preprint arXiv:2405.01466* (2024).