

MindGuard: Towards Accessible and Stigma-free Mental Health First Aid via Edge LLM

Sijie Ji^{*†‡}, Xinzhe Zheng^{*}, Jiawei Sun, Renqi Chen, Wei Gao[†], Mani Srivastava[‡]
[†] California Institute of Technology, [‡] University of California, Los Angeles,

ABSTRACT

Mental health disorders are among the most prevalent diseases worldwide, affecting nearly one in four people. Despite their widespread impact, the intervention rate remains below 25%, largely due to the significant cooperation required from patients for both diagnosis and intervention. The core issue behind this low treatment rate is stigma, which discourages over half of those affected from seeking help. This paper presents *MindGuard*, an accessible, stigma-free, and professional mobile mental healthcare system designed to provide mental health first aid. The heart of *MindGuard* is an innovative edge LLM, equipped with professional mental health knowledge, that seamlessly integrates objective mobile sensor data with subjective Ecological Momentary Assessment records to deliver personalized screening and intervention conversations. We conduct a broad evaluation of *MindGuard* using open datasets spanning four years and real-world deployment across various mobile devices involving 20 subjects for two weeks. Remarkably, *MindGuard* achieves results comparable to GPT-4 and outperforms its counterpart with more than 10 times the model size. We believe that *MindGuard* paves the way for mobile LLM applications, potentially revolutionizing mental healthcare practices by substituting self-reporting and intervention conversations with passive, integrated monitoring within daily life, thus ensuring accessible and stigma-free mental health support.

1 INTRODUCTION

In fact, mental health disorders (e.g., anxiety, depression and etc.) have the highest prevalence rates compared to many other major health conditions, such as cardiovascular diseases and stroke. According to the World Health Organization (WHO), approximately 25% of people globally experience a mental health issue [50], while the prevalence rate for cardiovascular diseases is 6.2% [64], and for stroke, it is 5% [19] (Fig. 1). Moreover, the COVID-19 pandemic and other global crises such as wars and economic downturns have exacerbated this issue, leading to a 25.6% increase in anxiety and a 27.6% rise in depression since 2020 [41]. Even more concerning is that people with mental illnesses have alarmingly low rates of access to medical treatment [49]. In the United States, only about 36.9% of adults with a mental health

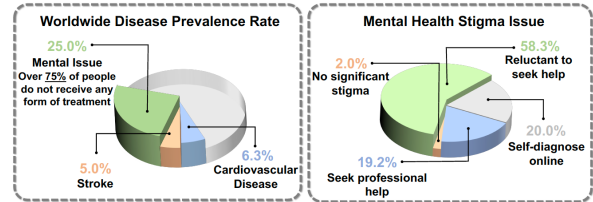


Figure 1: Statistical information on mental health disorders' prevalence and treatment rate.

disorder received treatment in the past year, with the rates for teenagers even lower at around 30% [59]. The situation is even more dire in low- and middle-income countries, where WHO estimates that over 75% of people with severe mental health disorders do not receive any form of treatment [32, 68]. Only 16.5% of individuals with depression worldwide seek help and receive minimally adequate treatment [27, 61]. The widespread nature of mental health issues and their severe inaccessibility to care, combined with their chronic tendencies and long-term impacts, underscores the urgent need to address this significant public health challenge [65].

The primary cause of low treatment rates and the biggest barrier to delivering mental health care is attributed to stigma, which refers to the negative attitudes and discrimination directed towards individuals with their mental illness [66, 71]. Unlike other diseases, both the diagnosis and intervention of mental illness require substantial user cooperation through conversation. However, this process usually encounters a high nonresponse rate due to stigma.

As revealed by a comprehensive survey involving over 90,000 participants worldwide, an overwhelming 98% of survey participants acknowledged the significant stigmatization faced by individuals with mental health disorders and 60% of them are reluctant to seek professional help due to stigma [11]. In contrast, it is interesting to note that about 20% of people with mental illnesses report having taken the initiative to self-diagnose and seek help on the Internet because it makes them feel safer and stigma-free [22, 34]. Unfortunately, existing online tools typically offer only closed-ended questions and construct conversations with limited assessment capabilities, lacking personalized interaction, continuous monitoring, and intervention. Existing

* These authors contribute equally.

research efforts primarily focus on delivering better intervention conversations [20, 44] and engaging users more effectively through mobile devices [55, 67], which typically occur after individuals have actively sought diagnosis and help—a process that often has a low participation rate. However, there is a gap in utilizing behavioral data to reflect mental health statuses and leveraging mobile devices to facilitate daily conversations for mental health first aid (MHFA). This approach could provide continuous monitoring and early intervention, addressing the critical low treatment rate of mental health caused by stigma. To fill this gap, this paper presents *MindGuard*, an LLM-powered mobile mental healthcare system that provides accessible MHFA to a huge portion of people in a stigma-free fashion. *MindGuard* offers a holistic full-stop solution that facilitates the identification of mental health conditions, enables continuous monitoring, and reframes thoughts and situations through personalized reflective listening and professionally assisted intervention.

At the core of *MindGuard* is the utilization of the causal relationship between user behavior and mental status. By combining the objective user behavior data collected from the rich sensors on mobile devices with the advanced conversational capabilities of large language models (LLMs), *MindGuard* provides open-ended questions to comprehensively assess the user’s mental state and further deliver personalized conversations and interventions. Achieving such a system is non-trivial and faces three major challenges.

First, due to the autoregressive nature of LLMs, *MindGuard* must address the challenge of hallucinations to ensure it consistently delivers accurate and reliable mental health knowledge. The issue of hallucinations—where the model produces plausible-sounding but incorrect or inaccurate information—stems from its reliance on statistical pattern matching for content generation, limitations in domain-specific training data, the absence of fact-checking capabilities, and a tendency to overgeneralize in complex or rare situations. *MindGuard* addresses this challenge through a comprehensive approach, including the construction of a high-quality mental health dataset, fine-tuning the LLM using continuous pertaining (PT) techniques [25], optimizing the model to follow desired answers through supervised fine-tuning (SFT) [81], and incorporating post-processing with human-in-the-loop review. This full-chain strategy significantly enhances the LLM’s performance in the mental health domain, whereas relying solely on prompt engineering is insufficient to fully resolve the hallucination issue. The second challenge is how to interpret sensor data in the context of mental health for the LLM model, particularly since the sensor data is in digital form, often noisy, incomplete, and subject to varying behavioral patterns associated with different mental health issues. *MindGuard* addresses this by proposing a self-refinement and self-feedback mechanism to

format the sensor data, allowing the LLM to iteratively update and optimize the data format based on its own feedback, thereby enhancing its ability to accurately interpret and utilize behavioral insights. Additionally, *MindGuard* introduces counterfactual augmentation learning, which generates misleading information to challenge and improve the LLM’s robustness. The third challenge is to enable the system to run on mobile devices with acceptable latency to mitigate the risk of sensitive privacy data breaches. To reduce the size of *MindGuard* without compromising its capabilities, we employ a teacher-student knowledge distillation paradigm. This approach transfers advanced reasoning skills from state-of-the-art LLMs, such as GPT-4o [47], to *MindGuard*. Following this, we utilize the MLC-LLM [58] deployment framework to implement a quantized q4f16 version of *MindGuard*, making it compatible with a wide range of mobile devices. We summarize the contributions of this paper as follows:

- To the best of our knowledge, *MindGuard* is the first system to integrate objective mobile sensor data with subjective LLM-powered conversational data to create a comprehensive mental healthcare system. Unlike existing research that primarily focuses on improving intervention performance, *MindGuard* prioritizes providing accessible and stigma-free MHFA. It offers a holistic solution that encompasses early diagnosis, continuous monitoring, and personalized intervention.
- *MindGuard* introduces a suite of fine-tuning methods and strategies designed to address the critical challenge of hallucinations in LLMs—a frequent issue where models produce plausible yet incorrect or misleading information. Experimental results demonstrate that *MindGuard* enhances both the reliability and accuracy of the system in delivering primary mental health care.
- We have implemented *MindGuard* to operate on various mobile devices with acceptable latency using knowledge distillation and model quantization techniques. Results from a two-week real-world deployment indicate that *MindGuard* can accurately retrieve and analyze user behavior data, identify potential mental health issues promptly, and effectively mitigate the stigma associated with seeking mental health support.

2 PRELIMINARIES

2.1 Behavior & Mental Status

In recent years, wearable devices like the Apple Watch have gained popularity for their capability to monitor users’ psychological states through Ecological Momentary Assessment (EMA) [29, 40]. These devices often ask users to record their feelings or emotions at various time points throughout the day, providing a subjective measure of mental well-being. While EMA offers valuable insights, it is primarily based

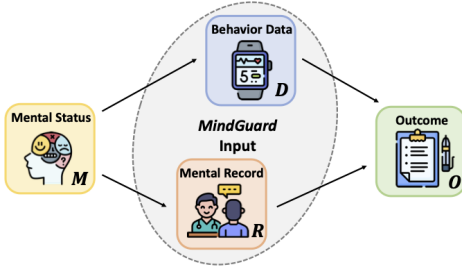


Figure 2: Causal Inference Model

on self-reported data, which can be influenced by various factors such as mood at the moment or willingness to report honestly [71] and it overlooks continuous and measurable indicators. The behavioral data recorded by sensors equipped on mobile devices can in fact complement EMA data, providing a more objective and comprehensive measure of mental health.

Behavioral data recorded through wearable sensors offer a more objective way to assess mental health [51]. Numerous studies [9, 46, 63] have highlighted the correlation between behavioral patterns – such as physical activity levels, sleep quality, heart rate variability, and frequency of social interactions—and mental health outcomes. Behavior can both influence and be influenced by one’s mental health status. For instance, decreased physical activity and irregular sleep patterns have consistently been associated with symptoms of depression and anxiety [48]. In this context, mental states often act as the cause, with observable changes in behavior being the effects. Wearable sensors, therefore, can act as proxies for detecting shifts in mental health by monitoring these behavioral indicators in real time.

Combining subjective self-reports and objective behavioral data provides a robust foundation for developing a causal inference model in mental health monitoring [45]. This dual approach leverages the strengths of both data types: subjective reports provide insight into the user’s immediate psychological state, while objective behavioral data offer continuous, unbiased measurements of underlying mental conditions. This combination enables a more comprehensive and accurate assessment of potential mental health risks.

Traditional supervised machine learning models are typically confined to processing behavioral data and mental health records in digital formats, resulting in binary classification labels [12, 57, 62], they fall short of uncovering the underlying causal relationships between inputs and outcomes crucial for interpretable mental health analysis, thus no able to provide continuous monitoring and analysis. In contrast, the advanced inference capabilities of LLMs, combined with their ability to handle complex, multidimensional data sources, enable them to detect subtle patterns and correlations within both subjective and objective data. This

leads to a more refined and precise analysis of mental health risks. By accounting for historical trends, environmental factors, temporal changes, and momentary states, LLMs offer context-sensitive forecasts essential for dependable mental health evaluations. Moreover, LLMs can produce comprehensive explanations and practical recommendations from their analysis, aiding mental health experts in creating further customized care plans. The capacity to transform extensive data into significant insights positions LLMs as a valuable asset for realizing mental health first aid and delivering effective, stigma-free support.

2.2 Causal Inference Model

Understanding the complex relationship between behavioral sensor data and mental health outcomes necessitates the use of sophisticated analytical models. A causal inference model [52] offers a robust framework for examining how various factors, such as behavioral patterns and self-reported mental health, contribute to the onset or exacerbation of mental health issues. Our proposed *MindGuard* is grounded in this causal framework, offering a systematic approach to assessing and analyzing mental health conditions.

As illustrated in Fig. 2, the causal inference model is structured around four primary indicators: mental status (M), behavior data (D), mental record (R), and outcome (O). The relationships among these indicators are formalized as follows:

$$\begin{aligned} D &= k_D \times M, \\ R &= k_R \times M + U_M, \\ O &= f(D, R). \end{aligned} \quad (1)$$

k_D and k_R are weighted factors of objective behavior data and subjective mental records. The outcome of mental status depends on the correlation between behavioral sensor data (D) and mental records (R) that reflect the underlying mental status (M). However, mental records are also subject to uncertainty (U_M) due to their subjective nature, as they are influenced by the individual’s mental state at the time of reporting. Such subjectivity adds variability, potentially complicating the prediction function f for mental health outcomes.

To derive an accurate prediction of the outcome (O), it is crucial to calculate the conditional probability $p(O|D, R)$ while accounting for the uncertainty (U_M) between mental status and mental records. This introduces a more complex inference problem, as the model must integrate this uncertainty to produce reliable predictions.

The *MindGuard* system tackles the challenge by integrating subjective mental records with objective behavioral data within a multi-modal framework. This integration enables the system to detect and rectify discrepancies between mental status (M) and recorded mental data (R), thus mitigating

the effects of uncertainty U_M on the prediction of outcomes. The primary goal is to refine the conditional probability distribution $p(O|D, R)$ by factoring in the uncertainty U_M . The mathematical expression for this optimization is achieved by marginalizing the uncertainty:

$$p(O|D, R) = \int p(O|D, R, U_M)p(U_M|D, R) dU_M. \quad (2)$$

This approach allows *MindGuard* to enhance the accuracy of mental health outcomes by systematically addressing the variability inherent in subjective mental records.

3 MINDGUARD DESIGN

Behavioral data and mental health records are collected via mobile devices. To ensure user privacy, it is sensible to process this data on the devices themselves rather than using commercial LLMs. This approach aligns with current industry practices, such as Apple’s “Apple Intelligence” initiative, which aims to implement LLMs locally on mobile devices for task inference [1]. However, this necessitates smaller model sizes. This approach is also reflected in recent industry practices. Consequently, designing small-scale models with specialized domain knowledge to eliminate hallucinations, alongside comprehensive reasoning abilities, demands meticulous design.

We implement a two-stage progressive training to transform the small-scale LLM into the MHFA assistant, which is shown in Fig. 3. The initial step is to inject specialized domain knowledge into base models through continuous pretraining (PT) so as to equip the small-scale base LLM model with expertise in the psychological domain, certifying it as an expert (described in §3.1). After being certificated with expert knowledge, it’s crucial to understand how to apply it effectively, to substantiate the knowledge, means being able to offer professional dialogue and not being easily misled by uncertain descriptions of mental health conditions. Therefore, further knowledge distillation and counterfactual learning-based supervised finetuning (SFT) are proposed for use as second-stage training, as detailed in §3.2.

Following the training phase, we showcase the deployment of *MindGuard*, transforming it into the ultimate LLM-based MHFA assistant system, as elaborated in §3.3. Thus *MindGuard* can provide precise primary mental health assessments and serve as a personalized assistant.

Finally, we detail the workflow for employing *MindGuard* under the causal inference model to execute MHFA in practical settings, as described in §3.4.

3.1 Certificate *MindGuard*

To enhance the capabilities of LLMs within specific vertical domains, it is essential to conduct PT using a substantial

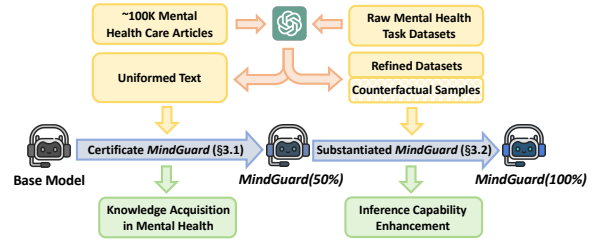


Figure 3: *MindGuard* training process

corpus tailored to the target domain [25]. In developing *MindGuard* as a certified MHFA assistant, we adopt this approach by continuously pretraining the base model—initially trained on a broad general corpus—on an extensive mental health corpus. The method aims to adapt LLMs to specific domains to improve their performance and reduce hallucinations [30].

To achieve this goal, we start by assembling approximately 100K professional mental health articles, selected based on key terms as outlined in Tab. 9 of §A.1, covering topics like depression, anxiety, and substance abuse. Articles are first converted to text using PP-OCR [36]. Further data cleansing is required to correct the potential errors and standardize format [17]. For *MindGuard*’s development, we employ the cutting-edge, open-sourced Qwen2-72B-Instruct [76] locally, since using commercial LLMs for processing such vast datasets is impractical. The final PT corpus contains about 80 million tokens, preparing the base LLM with mental health expertise.

With the processed corpus, the PT of the base LLM involves optimizing the model’s parameters, θ , to predict the next token in a sequence accurately. This is achieved by minimizing the cross-entropy loss:

$$\mathcal{L}(\theta) = - \sum_{t=1}^T \log p_{\theta}(x_t | x_{<t}) \quad (3)$$

where T is the total number of tokens, x_t is the token at position t , and $x_{<t}$ represents all preceding tokens. The model learns to maximize the likelihood of the observed sequence, effectively capturing the contextual dependencies within the mental health corpus, turning it into a certificated *MindGuard*. For details of the PT settings, please refer to §A.1.

3.2 Substantiated *MindGuard*

PT enhances the base model with domain-specific expertise. Yet, this knowledge doesn’t guarantee the reasoning ability, similar to a student who knows the material but can’t apply it practically. To bridge this gap, SFT is crucial following the PT process, refining the model’s ability to utilize its knowledge for specific reasoning tasks [81].

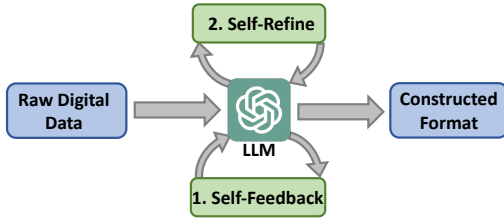


Figure 4: Self-refinement process of LLM to construct the behavior data format.

Enhancing the reasoning capabilities of small-scale LLMs is vital for MHFA, which requires significant causal inference. Our goal is to close the reasoning performance gap between small-scale models and larger ones. To achieve this, we employ a teacher-student approach for knowledge distillation, transferring sophisticated reasoning abilities from top-tier models like GPT-4o [47] to *MindGuard*. Through the creation of high-quality question-answer pairs with leading LLMs, the small-scale model gains strong reasoning skills, allowing it to handle various mental health situations with greater precision and nuance.

To develop a specialized SFT dataset for *MindGuard*, we combine two datasets: IMHI [78] and CPsycoun [79], utilizing GPT-4o to generate high-quality responses following the ORCA protocol [43]. The IMHI dataset provides a vast collection of mental health conversations, allowing *MindGuard* to evaluate numerous mental health conditions through user narratives. Meanwhile, the CPsycoun dataset, with its report-based multi-turn dialogues, furnishes a structured framework that bolsters *MindGuard*'s ability to offer initial support, particularly in emergencies.

Furthermore, to address the uncertainty in user responses, particularly when users may conceal their true feelings due to stigma, counterfactual augmentation learning is proposed. This approach generates and incorporates alternative scenarios where users might provide false or misleading information about their mental states. For instance, given an input SFT pair $\langle O, R \rangle$, GPT-4o generates a counterfactual sample labeled l within categories like "personality traits," "stigma," or "lack of awareness." These elements are pivotal in affecting an individual's choice to seek professional help and are key factors in the worldwide mental health crisis [71]. The training of *MindGuard* with these counterfactual samples is guided by the subsequent optimization function:

$$\begin{aligned} \theta^* &= \arg \max_{\theta} p(O|R')p(R'|U_M, M) \\ &= \arg \max_{\theta} p(O, R')p(U_M, M|R'). \end{aligned} \quad (4)$$

Table 1: Assessment of the input format for behavioral data regarding token numbers and perplexity.

Method	Tokens ↓	Perplexity ↓
HARGPT [29]	2^{11}	15.63
Health-LLM [31]	2^{12}	17.22
Penetrative AI [73]	2^{11}	6.18
Ours	2^9	4.31

By learning to estimate the uncertainty $p(U_M|R')$ by giving the mental health report, Eq. 2 can be further written as:

$$p(O|D, R) = \int p(O|D, R, U_M)p(U_M|R) \frac{p(D|R, U_M)}{p(D|R)} dU_M, \quad (5)$$

where the term $\frac{p(D|R, U_M)}{p(D|R)}$ requires *MindGuard* to estimate the discrepancies between the behavior data D and the subjective mental report R , further enhance the overall robustness to guarantee precise mental outcome prediction.

Finally, we combine the original pairs with the counterfactual augmented parts into one single SFT dataset to transform the pre-trained LLM into substantiated *MindGuard*. The SFT settings can be found in §A.2. In addition, the prompt and the counterfactual sample are given in §B.1.

3.3 Personalized *MindGuard*

The final stage of deploying *MindGuard* involves harnessing its full potential in the mental health domain by leveraging its extensive professional knowledge and advanced inference capabilities. Our objective is to transform *MindGuard* into a personalized and helpful MHFA assistant.

To achieve this, a few challenges must be tackled. First, refining the extraction of raw digital sensor data is crucial to improve the LLM's ability to gather behavioral information, which will enable *MindGuard* to understand user interactions more effectively. Second, it is necessary to evolve *MindGuard*'s functionalities to more closely resemble those of an assistant. Finally, to safeguard user privacy, it is essential to deploy *MindGuard* on mobile devices for local inference.

Addressing the first challenge necessitates transforming raw digital data into a format that the LLM can efficiently process and comprehend. Inputting lengthy sequences of raw digital data directly into the LLM poses problems, including the risk of sequence truncation and memory constraints [24], as well as the LLM's inherent challenges in processing the digital data [7]. To fully leverage *MindGuard*'s capacity for interpreting behavioral data, we propose a self-refinement mechanism. As illustrated in Fig. 4, we first ask the LLM to evaluate the presentation format of the raw digital data, focusing on the degree of redundancy and ease of understanding, termed self-feedback. Based on this evaluation, the LLM

provides an improved version of the data by self-refinement. This approach enables the LLM to iteratively update and optimize the data format based on its own feedback, thereby improving its ability to accurately interpret the behavioral insights.

To validate the effectiveness of the self-refinement process in constructing behavioral data formats, we use perplexity [2] to measure the LLM’s familiarity with the refined format. Comparative analysis, as shown in Tab. 1, with existing instruction formats [29, 31, 73] reveals that our method reduces the input token length and markedly improves the LLM’s proficiency in interpreting user behavior data.

Additionally, effective MHFA requires *MindGuard* to provide guidance that is not only accurate but also delivered in a tone appropriate to the user’s psychological state [42]. This is achieved through carefully designed prompts that guide *MindGuard* in adjusting its responses according to the user’s emotional and mental condition.

To ensure *MindGuard* can be effectively deployed on mobile devices, model quantization is essential [38]. Given that even smaller open-sourced LLMs typically contain 7 to 8 billion parameters, the memory requirements for inference with FP16 precision can exceed 16GB—far beyond the capabilities of most mobile devices. To address this, q4fp16 quantization is applied, reducing the required memory to approximately 4GB, and making deployment feasible on mobile platforms. In this work, we leverage the MLC-LLM [58] deployment framework to implement the quantized model across a range of devices, including smartphones, tablets, and laptops, to enable local inference.

As illustrated in Fig. 5, by integrating these designs, *MindGuard* evolves into a truly personalized MHFA assistant, capable of knowing and understanding the users it serves.

3.4 MindGuard Workflow

We present the workflow of *MindGuard* in Fig. 6. Specifically, *MindGuard*’s first task is to generate a comprehensive analysis report based on users’ behavior data and their self-reported mental health status. If *MindGuard* detects a potential mental health risk, it will promptly notify professional mental health institutions to ensure timely intervention. Conversely, if the user’s mental condition is stable and positive, *MindGuard* will offer affirmative support, encouraging the user to maintain their well-being.

Moreover, we investigate the use of *MindGuard* for continuous mental health monitoring through a multi-turn dialogue format. This includes assessing *MindGuard*’s capability to extract key information from behavioral data, guide daily interactions, and adapt its communication tone based on the user’s current mental state, as well as determining to what extent *MindGuard* can provide MHFA to the users.

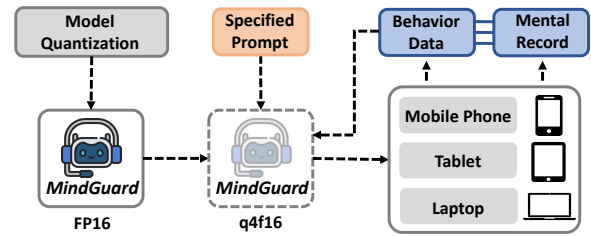


Figure 5: Deployment of *MindGuard* to achieve personalized MHFA assistant (§3.3).

In the following sections, we will examine each task.

3.4.1 Professional Mental Health Analysis. The first task is to generate a comprehensive analysis report by integrating the user’s behavioral data with their self-reported mental record. *MindGuard* starts by transforming raw behavioral data into a structured text table for LLM interpretation. This data forms a user profile highlighting personality traits and social cognition, crucial for establishing a basic psychological evaluation framework tailored to the user before the final analysis report. In addition, the table records the user’s behavior over a specified period, including daily calorie intake and exercise details, offering a window into physical health. Furthermore, the inclusion of sleep and diet records helps identify potential sleep or eating disorders, which are critical factors in the overall mental health assessment. These behavioral indicators play a significant role in *MindGuard*’s ability to conduct thorough and personalized mental health evaluations.

In addition to the user’s behavior data, *MindGuard* can access their self-reported wellness record. These records encompass key indicators of mental well-being, including anxiety, depression, stress, fatigue, and mood. Users document their psychological states daily, allowing *MindGuard* to track these indicators over time. By comparing current wellness data with historical records, *MindGuard* can detect patterns and shifts in users’ mental health cycles. Although self-reported data may carry some degree of uncertainty, it remains a crucial component for accurate psychological assessment. The further application of counterfactual learning helps to reduce the effects of this uncertainty.

Based on the integration of objective behavioral data and subjective self-reported mental health information, *MindGuard* generates a detailed analysis report. This process, structured and guided by licensed MHFA assistants and psychologists, follows the chain-of-thought methodology [70]. The analysis proceeds through five phases, starting with the synthesis of the user’s mental health record and user portrait for an initial assessment, followed by an in-depth analysis of behavioral data. *MindGuard* conducts a correlation analysis to address uncertainties from subjective reporting, linking

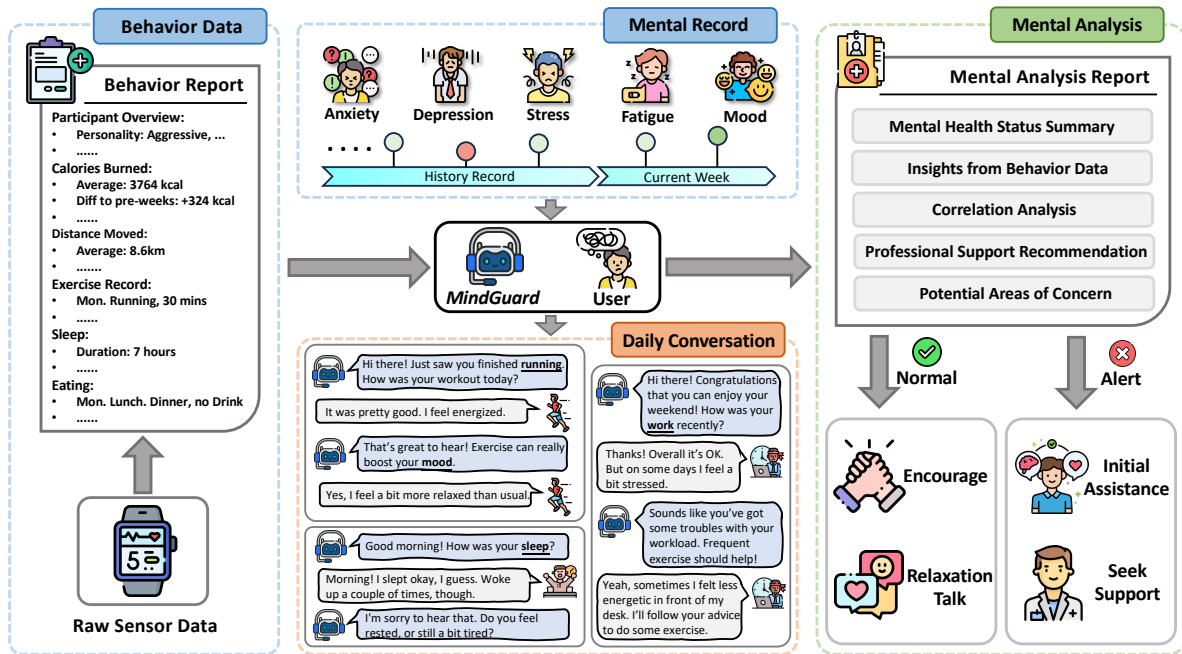


Figure 6: MindGuard framework. *MindGuard* collects behavior data to generate a behavior report, integrates this with mental health records for analysis, and interacts with the user through daily conversations.

wellness assessments with behavioral patterns. For example, symptoms like insomnia or chronic fatigue may signal mental health risks, even if the user reports no anxiety or stress. *MindGuard* then offers professional recommendations and, if necessary, initial support for users at elevated mental health risk, enabling users to gain a clearer understanding of their psychological state. If the user appears mentally healthy, *MindGuard* reinforces this positive outcome, encouraging the continuation of beneficial behaviors and habits.

We provide a comprehensive analysis example in §B.2.

3.4.2 Prompt Mental Health Monitoring. Beyond generating detailed mental health analysis reports, our exploration extends to whether *MindGuard* can serve as a reliable daily mental health monitor and act as a personal assistant to users.

As illustrated in Fig. 6, *MindGuard* can actively engage with the user post-exercise to evaluate the positive effects of the activity on their physical and mental well-being. It is also designed to determine whether the user has achieved adequate rest after sleeping or to assess their stress and emotional state following a workday. Through these interactions, *MindGuard* deepens its understanding of the user, providing mental health guidance when needed to fulfill its role in delivering MHFA. On the other hand, users can gain better insights into their physical and mental state by engaging in

conversations with *MindGuard* on a mobile device, helping to reduce potential stigma.

To ensure rigorous evaluation for real-world deployment, we assess *MindGuard*'s performance in diverse scenarios, focusing on its ability to extract user behavior information, adjust conversational tone according to the user's mood, and provide effective MHFA assistance. Additionally, we explore *MindGuard*'s capacity to offer timely emotional guidance and mental support during extended user interactions.

In §B.3, we present extensive cases, demonstrating how *MindGuard* functions as a personalized MHFA assistant.

4 MINDGUARD EVALUATION

4.1 Experimental Settings

To comprehensively evaluate the performance of *MindGuard* in the MHFA task, we conduct extensive experiments using a large-scale, publicly available medical dataset. Additionally, *MindGuard* is deployed on mobile devices through a collaborative effort with the licensed MHFA assistant and psychologist. We recruit 20 volunteers for a continuous testing period of one to two weeks to rigorously assess *MindGuard*'s performance under real-world settings¹, identify potential issues, and ensure its practical effectiveness and reliability. Details of these experimental settings are provided below.

¹All experiments involving human participants have been approved by the IRB. Some users were unable to complete the full two weeks of evaluations.

4.1.1 Public Available Datasets. We utilize two open-sourced large-scale datasets, PMData [60] and Globem [75], both of which collect comprehensive behavioral data and mental health records for each participant. The data is aggregated weekly for each individual, denoted as $\langle D_i, R_i \rangle$. Based on the user’s self-reported mental records and the professional criteria [42], we assess existing or potential future mental health risks, resulting in the label G_i , for each individual. The assessment outcomes are classified into two categories:

- (1) $G_i = 0$: The user shows no significant signs of mental health issues, or may have minor issues that do not require immediate psychological intervention.
- (2) $G_i = 1$: The user exhibits strong indicators of mental health issues and requires further professional treatment or closer monitoring.

To mitigate the potential for false positives and negatives among these labels, the MHFA assistant and psychological expert review the initial assessments and further refine the labels by considering patterns in behavior, and potential inconsistencies in self-reported records, thereby enhancing the precision and reliability of the labeling process. The evaluation metrics are accuracy, precision, recall and F1 score.

The details of each dataset are given below²:

PMData: The dataset comprises 16 participants (12 men and 4 women, aged 25-60 years old) monitored over 5 months using Fitbit for objective biometrics and activity data, Google Forms for demographics, food, drinking, and weight data, and the PMSys for self-reported measures such as fatigue, mood, stress, etc. The data collected from Fitbit and Google Forms constitute the participants’ behavior data (D_i), while the PMSys measures represent their self-reported mental records (R_i). All participants are used for evaluation. A small fraction of 9.8% cases are identified with potential mental health issues requiring additional support.

Globem: The Globem dataset encompasses four years of passive sensing data from 497 participants, with a gender distribution of 58.9% female and 41.1% male. Behavioral data, including sleep patterns, location, physical activity, and phone usage, are collected using wearable sensors (Fitbit Flex2 and Inspire 2) and are denoted as D_i . Survey data, such as PHQ-4 [33] (mental health, anxiety, and depression), PSS-4 [10] (stress level), and PANAS [69] (positive and negative affect), provide self-reported mental health records (R_i). For efficient testing and cost reduction, 25% of the participants are randomly chosen as the test set. Within this group, 23.2% are identified as potentially needing additional support.

²All data usage strictly adheres to the Data Use Agreements of the PMData and Globem datasets.

4.1.2 Real-world Adoption. To assess the real-world efficacy of *MindGuard* as an MHFA assistant, we deploy it on mobile devices and recruit 20 volunteers (9 females, 11 males, aged 18-40) for a one to two-week user study. Participants will converse daily with *MindGuard* and track their mental health using EMA, specifically anxiety, depression, and stress levels, using standardized scales such as PHQ-4 and PSS-4. As for the conversations, *MindGuard* will create an appropriate scenario that aligns with the current time and user behavior data, to deliver contextually relevant and personalized interactions. Finally, participants will complete a survey evaluating their experience, the accuracy of data analysis, hallucination occurrences, and *MindGuard*’s impact on reducing mental health stigma, a primary goal of MHFA.

A subset of participants (4 individuals) engage in parallel conversations with a licensed MHFA assistant. This comparison aims to benchmark the user experience of the LLM-based virtual assistant against that of a human professional, providing critical insights into the practical utility and limitations of *MindGuard* in real-world mental health support.

4.2 Evaluation Design

Our evaluation is designed from whole to parts to answer the following key research questions:

- (1) How effective is *MindGuard* in accurately assessing users’ mental health conditions? (§4.3.1 and §4.3.2)
- (2) Is the accuracy of assessments improved by the application of counterfactual learning, especially under conditions of uncertainty? (§4.3.3)
- (3) Can *MindGuard*, through specified SFT, efficiently extract and analyze user behavior data for daily monitoring and adjust its tone according to users’ emotions to offer personalized mental support? Additionally, what is the impact of behavior data on the outcomes? (§4.3.4 and §4.3.5)
- (4) Does the generated report adhere to the established causal inference framework, and how consistent are the evidence and outcomes of the analysis? (§4.3.6)
- (5) Is the *MindGuard* able to reduce computational costs, and by how much? (§4.3.7)
- (6) How is *MindGuard*’s generalization ability? Will *MindGuard* experience hallucinations? (§4.3.8)

4.3 MindGuard Performance

4.3.1 Overall Performance. We benchmark *MindGuard* in two large-scale public datasets by investigating the performance gap between *MindGuard* and state-of-the-art LLMs in delivering MHFA. We evaluate *MindGuard* against three leading commercial LLMs and three advanced open-sourced LLMs, and the publicly available instruction-tuned version of *MindGuard*’s base model, InternLM2-7B-chat, with the results summarized in Tab. 2. As expected, GPT-4o generally

Table 2: Comparison with cutting-edge commercial and open-sourced LLMs. Our design enables small-scale LLMs to achieve comparable or superior performance in the mental health domain compared to cutting-edge models. (The best and second results are highlighted in **bold** and underlined, respectively. Valid for the rest of the tables.)

Category	Name	Size	PMDData				Globem			
			Accuracy	Precision	Recall	F1	Accuracy	Precision	Recall	F1
Comercial	GPT-4o ¹	N/A	0.952	0.737	<u>0.800</u>	0.767	<u>0.814</u>	<u>0.586</u>	<u>0.951</u>	<u>0.725</u>
	GPT-3.5 ¹	N/A	0.858	0.385	0.714	0.500	0.747	0.505	0.918	0.651
	Claude-3.5 ¹	N/A	0.923	<u>0.786</u>	0.314	0.449	0.789	0.552	<u>0.951</u>	0.699
Open-sourced	LLaMA3 ²	70B	0.795	0.297	<u>0.771</u>	0.429	0.807	0.579	0.833	0.683
	QWen2 ²	72B	0.903	0.514	0.514	0.514	0.769	0.523	0.879	0.655
	Mixtral ²	8×22B	0.836	0.390	0.769	0.517	0.720	0.469	0.909	0.619
	InternLM2 ²	7B	0.634	0.191	0.828	0.310	0.367	0.289	1.000	0.449
Ours	<i>MindGuard</i>	7B	<u>0.940</u>	0.792	0.543	<u>0.644</u>	0.844	0.640	0.902	0.748

¹ GPT-4o API is “gpt-4o-2024-05-13”. GPT-3.5 API is “gpt-3.5-turbo”. Claude-3.5 API is “claude-3-5-sonnet-20240620”.

² We use the released instruction-tuned version of all the open-sourced LLMs for a fair comparison.

Table 3: Evaluation on two groups of publicly available dataset. The results demonstrate the effectiveness of our proposed strategies in improving the base LLM’s capacity within the mental health domain.

Base Model	Size	Method	PMDData				Globem			
			Accuracy	Precision	Recall	F1	Accuracy	Precision	Recall	F1
LLaMA3	8B	SFT	0.429	0.185	<u>0.853</u>	0.304	0.506	0.333	<u>0.918</u>	0.489
		PT+SFT	<u>0.872</u>	<u>0.419</u>	0.742	<u>0.536</u>	0.578	0.377	0.984	0.545
InternLM2	7B	SFT	0.721	0.207	0.367	0.265	<u>0.726</u>	<u>0.481</u>	0.836	<u>0.611</u>
		PT+SFT	0.940	0.792	<u>0.543</u>	0.644	0.844	0.640	0.902	0.748

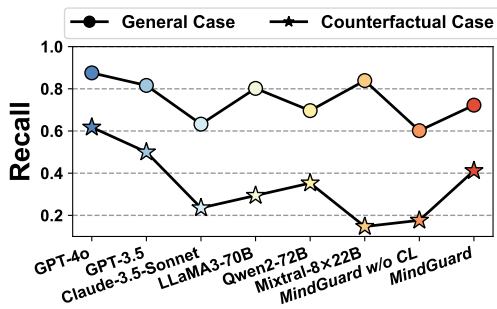


Figure 7: Evaluation on user’s uncertain mental states.

outperforms other baseline models across both datasets. Remarkably, GPT-4o attains a recall rate of 0.8 on the PMData dataset and 0.951 on the Globem dataset, equalling the performance of Claude-3.5. Among open-source models, Mixtral-8×22B achieves the highest F1 score (0.517) on the PMData dataset, while LLaMA3-70B stands out on the Globem dataset. Remarkably, our *MindGuard* achieves a performance ranking second only to GPT-4o in PMData, surpassing GPT-4o in Globem. The results demonstrate that (i) *MindGuard* not only integrates specialized mental health knowledge into its base model (InternLM2) but also matches the reasoning capabilities of SOTA large-scale commercial LLM, GPT4. (ii)

MindGuard analyzes users’ mental health conditions with performance that surpasses counterparts possessing more than 10 times its parameters (LLaMA3-70B, etc.).

4.3.2 Effectiveness of Training Strategy. We evaluate the proposed two-stage progressive training by an ablation study on *MindGuard* with the PMData and Globem datasets. Our evaluation compares the performance of applying SFT directly to two prevalent open-sourced base models, InternLM2-7B [6] and LLaMA3-8B [17], versus the performance after PT followed by SFT, as shown in Tab. 3. We exclude the base model results due to their lack of built-in instruction following capabilities. We provide an example in §B.2.2 to showcase the issue. The results demonstrate a marked improvement in the model’s ability to analyze users’ mental health conditions following continued PT and SFT. For instance, in the PMData dataset, InternLM2-7B shows substantial gains in both precision and recall, increased by 58.5% and 17.6%, respectively, with the F1 score improving by over 50% compared to the model without further PT. A similar trend can be observed with LLaMA3-8B base model, to further validate the effectiveness of our proposed training strategy. For Globem, the results obtained after PT and SFT surpass those with SFT alone. Overall, the InternLM2-7B series outperforms the

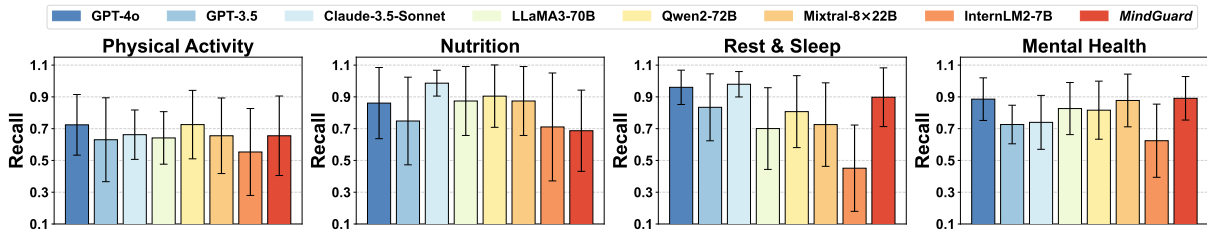


Figure 8: Daily mental health monitoring evaluation regarding the behavior data analysis of the LLMs.

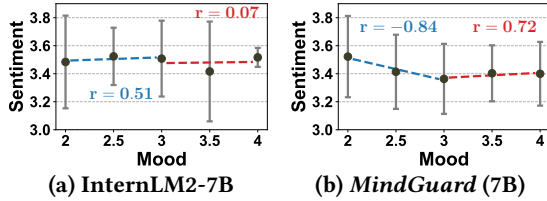


Figure 9: Personalized tone adaptation evaluation. The x-axis represents the user’s mood, with values less than 3 indicating a low mood and vice-versa. The y-axis represents the sentiment score of the MHFA assistant’s responses, a higher score indicates a more positive tone.

LLaMA3-8B series, which is why we select internLM2-7B as our base model. For the rest of the article, if not otherwise indicated, *MindGuard* is based on the open-sourced base InternLM2-7B model.

4.3.3 *Impact of Mental Status Uncertainty.* During the SFT stage of *MindGuard*, counterfactual learning is employed to tackle the potentially misleading information in mental health records due to stigma or other factors. This method aims to improve *MindGuard*’s proficiency in identifying and handling such uncertainties as well as improve robustness. We contrast *MindGuard* with leading LLMs and assess the performance disparity of the InternLM-7B model without counterfactual learning, in both general and counterfactual situations. The experimental outcomes are depicted in Fig. 7.

We select a subset of cases from PMData and Globem for general testing and create counterfactual samples for each. As illustrated in Fig. 7, the performance of all models experiences an average drop of 54%, even for powerful commercial models like Claude-3.5, Qwen2, and Mixtral seeing over a 50% decrease in recall rates. In contrast, *MindGuard* outperforms all open-sourced LLMs. Although its recall rates also dropped by 43%, its performance remains significantly higher—by 133%—than *MindGuard* without counterfactual learning. These results affirm the efficacy of our proposed counterfactual learning method in improving *MindGuard*’s capability to assess mental uncertainty. Nonetheless, LLMs tend to accept user descriptions readily, indicating a need for further research to improve the ability against misleading information.

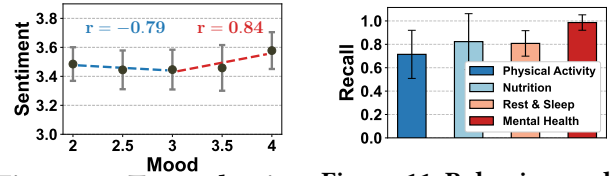


Figure 10: Tone adaption Figure 11: Behavior analysis in user studies.

Table 4: *MindGuard* ablation study on behavior data.

Dataset	Metric	Accuracy	Precision	Recall	F1
PMData	w <i>D</i>	0.940	0.792	0.543	0.644
	w/o <i>D</i>	0.841	0.444	0.471	0.457
Globem	w <i>D</i>	0.844	0.640	0.902	0.748
	w/o <i>D</i>	0.651	0.389	0.697	0.500

4.3.4 *Behavior Data Retrieval.* In the context of continuous daily mental health monitoring, the analysis focuses on whether MHFA assistants can adhere to instructions for leveraging and analyzing behavior sensor data to enhance dialogue guidance. Given the impracticality of users interacting with every LLM in real-world applications, multi-agents [72] are commonly used to simulate interactions between users and MHFA assistants, facilitating the evaluation of behavior data analysis capabilities. Agents representing users and MHFA assistants are created to explore four principal mental health monitoring scenarios: physical activity, nutrition, rest and sleep, and mental health. The accurate recall rate of indicators collected via mobile sensors is assessed in each scenario, with results presented in Fig. 8.

Clearly, using the CPsyCoun dataset in the SFT stage leads to more comprehensive and accurate behavior data analysis in the conversations. Compared to InternLM2-7B, *MindGuard* shows significant improvement in scenarios involving physical activity, rest and sleep, and mental health. It scores slightly lower in nutrition but with a smaller standard deviation. Moreover, *MindGuard* surpasses all open-sourced LLMs in rest and sleep, as well as mental health scenarios, closely rivaling the performance of GPT-4o. Additionally, the evaluation in user studies is explored in Fig. 11. The performance is nearly on par with that of multi-agent systems, showing a 0.14 increase in topics related to nutrition.

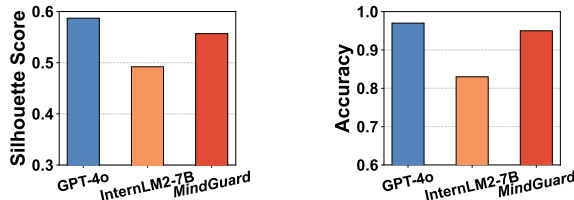


Figure 12: Silhouette scores Figure 13: Accuracy of consistency.

To assess the influence of behavioral data on outcomes, we perform an ablation study detailed in Tab. 4. The findings underscore the importance of integrating objective behavioral data with subjective mental records for accurate analysis.

4.3.5 Personalized Tone Adaptation. To provide effective MHFA, *MindGuard* must ensure that its tone aligns with the user’s current mood. Ideally, a professional MHFA assistant will actively adapt to the user’s tone, remaining neutral when appropriate, and providing encouragement and support when the user feels down or elevated.

To assess this adaptability, we use HeBERT [8] to measure the sentiment score of the *MindGuard* responses, on a scale from 0 to 5, where higher scores indicate a more positive tone. The user’s mood is derived from a self-reported mental health record, with a score of 3 indicating a neutral mood. We then utilize dialogues generated by the multi-agent system to plot the curve correlating the sentiment score of the assistant’s replies with the user’s mood, expecting to observe a V-shaped curve, as depicted in Fig. 9. In addition, we calculate the Pearson correlation coefficient between the *MindGuard*’s reply tone and the user’s mood when users are in a low mood (<3) and happy mood (>3). The results demonstrate that *MindGuard*, with its specialized SFT, is better designed to follow instructions and deliver personalized MHFA to users. Beyond simulation results, we also present findings from dialogues in the user study in Fig. 10, where a similar pattern is observed.

4.3.6 Consistency Measurement. Following the methodology outlined in [78], we evaluate whether the evidence presented in the analysis supports the outcome. Initially, we employ a pre-trained BERT [16] to extract embeddings from each analysis. We then calculate the Silhouette score [56] to assess the quality of clustering for outcome categories, where a higher score indicates better clustering quality. As illustrated in Fig. 12, by implementing domain-specific PT and SFT, *MindGuard* surpasses InternLM2-7B, achieving an improvement of 0.065 in the Silhouette score. Additionally, we introduce a classification network following the embedding extraction and employ K-fold cross-validation to calculate the overall accuracy of classifying outcomes based on the evidence in the analysis. The classification results are presented in Fig. 13. The classifier of *MindGuard* achieves an accuracy

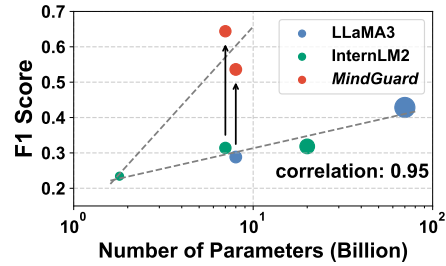


Figure 14: Scalability analysis on overall F1 score.

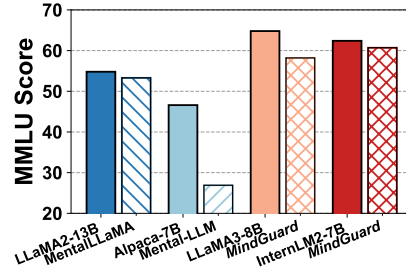


Figure 15: Generalization test on different mental health LLMs and their base models.

of 0.95, slightly lower than GPT-4o (0.97), which proves the consistency of evidence and the outcome in the generated analysis. In contrast, InternLM2-7B only achieves an accuracy of 0.83, further validating the robustness of *MindGuard*.

4.3.7 Scaling Law. We conducted a scalability analysis to demonstrate that our proposed method not only enhances LLM performance in mental health scenarios but also reduces model costs. Fig. 14 illustrates the scaling law for the InternLM2 and LLaMA3 series, showing the predictable relationship between model size and F1 scores on the MHFA task. By building *MindGuard* atop these models, we have been able to break through the existing scaling laws, achieving performance improvements of over 50% and exceeding even the largest counterparts in the series. This new scaling law trend suggests that *MindGuard* offers substantial computational cost-effectiveness.

4.3.8 Generalization Test. Generalization ability is a key metric for assessing susceptibility to hallucinations. Domain-specific LLMs, like *MindGuard*, often encounter generalization challenges; hence, we evaluate it using the MMLU [26] benchmark, which tests LLMs across a variety of subjects and tasks, the result is shown in Fig. 15. *MindGuard* demonstrates robust reasoning and language understanding, effectively reducing the risk of catastrophic forgetting in its domain. In contrast, previous works such as MentalLlama [78], despite integrating LoRA [28] for SFT, only managed to maintain an acceptable level of performance. Meanwhile, Mental-LLM [74] lost the general capabilities that are fundamental to the base LLM as it overfits the input-output training pairs.

Thus, these two models entirely fail on our tasks, we present their generated contents in §B.2.2.

4.4 System Latency

We analyze the system latency when deploying *MindGuard* on different mobile platforms, including mobile phones, tablets, and laptops. The results are presented in Tab. 5. Although *MindGuard* is much slower than GPT4, the delay is highly acceptable because as a comparison, normal human speech speeds are about 3.8 syllables per second [23]. *MindGuard* meets the requirement of providing a normal conversational experience. It is worth noting that *MindGuard* runs locally, thereby avoiding delays caused by poor network conditions, connectivity issues, or server load challenges that may affect the GPT-4 series.

4.5 Real-World User Study

During real-world deployment with 20 subjects over two weeks, *MindGuard*'s analysis identifies one participant with mental health disorder, of which the participant itself is not aware. *MindGuard* observes significant fluctuations in anxiety and stress over the past two weeks and the behavioral data also reveal irregular diet, poor sleep quality, and lack of outdoor exercise. To further validate the participant's psychological symptoms, we collaborate with the psychiatrist to administer the BDI [15] and SCL-90 [54]. The results confirm a mild depressive symptom that strongly demonstrates the capability of *MindGuard*. Additionally, a comprehensive user study reveals that participants positively evaluate *MindGuard*'s accuracy in analyzing behavioral data, with no instances of hallucination. Importantly, users also report that *MindGuard* helps reduce the stigma and increases their understanding of mental health - details are in §C due to the space limited.

5 RELATED WORK

LLM for Mental Health: Recently, researchers have begun to explore the potential of LLMs in the vertical domains, including medical LLM [37], large chemical models [80], and others. In the area of mental health, which is our focus, research on large models is still in the exploratory stage. Lamichhane [35] tests the GPT-3.5 [5] on multiple classification tasks about mental health, which shows limited performance but great potential for mental health applications. After that, rather than focusing on prompt engineering, Yang et al. [78] proposes Mental-LLaMA, promoting the capability of LLMs on mental health tasks by instruction fine-tuning the LLaMA-2 [17] on domain datasets. Not limited to LLaMA-2 or GPT-3.5, Xu et al. [74] further presents a comprehensive exploration of multiple LLMs' performance on mental health

Table 5: System overhead on different mobile devices. The API-based GPT4 is presented as comparisons.

Device	Chip	Memory	Decode (tok/s)
GPT-4-turbo	-	-	20
iPhone 14 Pro	A16	6GB	5
iPhone 15 Pro	A17	8GB	7
iPad Pro 2021	M1	8GB	7
MacBook Pro 13	M1	16GB	11

tasks, as well as various techniques to enhance LLMs. Nevertheless, none of them utilizes objective behavioral data causally related to mental states. *MindGuard* is the first system to integrate objective mobile sensor data with subject LLM-powered conversational data to create a comprehensive MHFA mobile system.

LLM for Mobile Sensors: In the recent studies of LLM for healthcare, sensor data is leveraged to help LLMs better understand the physical world [29, 31]. Health-LLM [31] investigates the capacity of LLMs to make inferences about health based on contextual information. HARGPT [29] uses raw sensor data and chain-of-thought prompts to perform human activity recognition. Englhardt et al. [18] employs LLMs to generate clinically valuable insights from multi-sensor data, reasoning about how data trends relate to mental conditions. Additionally, DrHouse [77] goes a step further by integrating knowledge from sensor data into multi-turn medical consultations. Nevertheless, the synthesized sensor data in DrHouse leaves the results uncertain. *MindGuard* first applies sensor data using an LLM's self-refinement strategy, which enhances understanding and leads to more accurate analyses.

Mobile Mental Health System: Previous studies have explored the utilization of mobile applications to bolster mental health through various approaches. Gamification [21], which associates images of self-harm with negative emotions through Pavlovian conditioning, has been effective in reducing self-harming behaviors. Investigations have also been conducted into modeling or predicting mental health using mobile phone sensors [4, 67], such as GPS and IMU, and the examination of social media posts for sensitive content analysis [3, 14]. *MindGuard* is the first to implement the power of LLM for providing MHFA on mobile devices.

6 CONCLUSION

This paper presents *MindGuard*, a mobile mental health first aid system equipped with a LLM containing extensive mental health domain knowledge. Distinguished as the first of

its kind, *MindGuard* integrates comprehensive objective behavioral data from mobile sensors with the superior conversational and analytical capabilities of the LLM to facilitate accessible and stigma-free mental health support, encompassing mental health diagnosis, continuous monitoring, and personalized intervention. Our extensive evaluation, utilizing large-scale public datasets and validated through two weeks of real-world adoption, demonstrates that *MindGuard*'s capabilities are on par with those of GPT-4.

REFERENCES

- [1] 2024. Apple Intelligence Preview. <https://www.apple.com/apple-intelligence/>. Accessed: 2024-08-18.
- [2] Gabriel Alon and Michael Kamfonas. 2023. Detecting language model attacks with perplexity. *arXiv preprint arXiv:2308.14132* (2023).
- [3] Nazanin Andalibi, Pinar Ozturk, and Andrea Forte. 2017. Sensitive self-disclosures, responses, and social support on Instagram: The case of # depression. In *Proceedings of the 2017 ACM conference on computer supported cooperative work and social computing*. 1485–1500.
- [4] Dror Ben-Zeev, Emily A Scherer, Rui Wang, Haiyi Xie, and Andrew T Campbell. 2015. Next-generation psychiatric assessment: Using smartphone sensors to monitor behavior and mental health. *Psychiatric rehabilitation journal* 38, 3 (2015), 218.
- [5] Tom Brown, Benjamin Mann, Nick Ryder, Melanie Subbiah, Jared D Kaplan, Prafulla Dhariwal, Arvind Neelakantan, Pranav Shyam, Girish Sastry, Amanda Askell, et al. 2020. Language models are few-shot learners. *Advances in neural information processing systems* 33 (2020), 1877–1901.
- [6] Zheng Cai, Maosong Cao, Haojiong Chen, Kai Chen, Keyu Chen, Xin Chen, Xun Chen, Zehui Chen, Zhi Chen, Pei Chu, et al. 2024. Internlm2 technical report. *arXiv preprint arXiv:2403.17297* (2024).
- [7] Yulong Chen, Yang Liu, Jianhao Yan, Xuefeng Bai, Ming Zhong, Yinghao Yang, Ziyi Yang, Chenguang Zhu, and Yue Zhang. 2024. See What LLMs Cannot Answer: A Self-Challenge Framework for Uncovering LLM Weaknesses. *arXiv preprint arXiv:2408.08978* (2024).
- [8] Avihay Chriqui and Inbal Yahav. 2022. HeBERT and HebEMO: a Hebrew BERT model and a tool for polarity analysis and emotion recognition. *INFORMS Journal on Data Science* 1, 1 (2022), 81–95.
- [9] Violeta Clement-Carbonell, Irene Portilla-Tamarit, María Rubio-Aparicio, and Juan J Madrid-Valero. 2021. Sleep quality, mental and physical health: a differential relationship. *International journal of environmental research and public health* 18, 2 (2021), 460.
- [10] Sheldon Cohen, Tom Kamarck, and Robin Mermelstein. 1983. A global measure of perceived stress. *Journal of health and social behavior* (1983), 385–396.
- [11] Patrick W Corrigan. 2000. Mental health stigma as social attribution: Implications for research methods and attitude change. *Clinical psychology: science and practice* 7, 1 (2000), 48.
- [12] Ruixuan Dai, Thomas Kannampallil, Seunghwan Kim, Vera Thornton, Laura Bierut, and Chenyang Lu. 2023. Detecting mental disorders with wearables: A large cohort study. In *Proceedings of the 8th ACM/IEEE Conference on Internet of Things Design and Implementation*. 39–51.
- [13] Tri Dao. 2023. Flashattention-2: Faster attention with better parallelism and work partitioning. *arXiv preprint arXiv:2307.08691* (2023).
- [14] Munmun De Choudhury, Emre Kiciman, Mark Dredze, Glen Copper-smith, and Mrinal Kumar. 2016. Discovering shifts to suicidal ideation from mental health content in social media. In *Proceedings of the 2016 CHI conference on human factors in computing systems*. 2098–2110.
- [15] Leonard R Derogatis and Rachael Unger. 2010. Symptom checklist-90-revised. *The Corsini encyclopedia of psychology* (2010), 1–2.
- [16] Jacob Devlin. 2018. Bert: Pre-training of deep bidirectional transformers for language understanding. *arXiv preprint arXiv:1810.04805* (2018).
- [17] Abhimanyu Dubey, Abhinav Jauhri, Abhinav Pandey, Abhishek Kadian, Ahmad Al-Dahle, Aiesha Letman, Akhil Mathur, Alan Schelten, Amy Yang, Angela Fan, et al. 2024. The llama 3 herd of models. *arXiv preprint arXiv:2407.21783* (2024).
- [18] Zachary Englhardt, Chengqian Ma, Margaret E Morris, Xuhai Xu, Chun-Cheng Chang, Lianhui Qin, Xin Liu, Shwetak Patel, Vikram Iyer, et al. 2023. From Classification to Clinical Insights: Towards Analyzing and Reasoning About Mobile and Behavioral Health Data With Large Language Models. *arXiv preprint arXiv:2311.13063* (2023).
- [19] Valery L Feigin, Michael Brainin, Bo Norrving, Sheila Martins, Ralph L Sacco, Werner Hacke, Marc Fisher, Jeyaraj Pandian, and Patrice Lindsay. 2022. World Stroke Organization (WSO): global stroke fact sheet 2022. *International Journal of Stroke* 17, 1 (2022), 18–29.
- [20] Kathleen Kara Fitzpatrick, Alison Darcy, and Molly Vierhile. 2017. Delivering cognitive behavior therapy to young adults with symptoms of depression and anxiety using a fully automated conversational agent (Woebot): a randomized controlled trial. *JMIR mental health* 4, 2 (2017), e7785.
- [21] Joseph C Franklin, Kathryn R Fox, Christopher R Franklin, Evan M Kleiman, Jessica D Ribeiro, Adam C Jaroszewski, Jill M Hooley, and Matthew K Nock. 2016. A brief mobile app reduces nonsuicidal and suicidal self-injury: Evidence from three randomized controlled trials. *Journal of Consulting and Clinical Psychology* 84, 6 (2016), 544.
- [22] Madelyn S Gould, Jimmie Lou Harris Munfakh, Keri Lubell, Marjorie Kleinman, and Sarah Parker. 2002. Seeking help from the internet during adolescence. *Journal of the American Academy of Child & Adolescent Psychiatry* 41, 10 (2002), 1182–1189.
- [23] Roger Griffiths. 1992. Speech Rate and Listening Comprehension: Further Evidence of the Relationship. *TESOL Quarterly* 26, 2 (1992), 385–390. <http://www.jstor.org/stable/3587015>
- [24] Nate Gruver, Marc Finzi, Shikai Qiu, and Andrew G Wilson. 2024. Large language models are zero-shot time series forecasters. *Advances in Neural Information Processing Systems* 36 (2024).
- [25] Suchin Gururangan, Ana Marasović, Swabha Swayamdipta, Kyle Lo, Iz Beltagy, Doug Downey, and Noah A Smith. 2020. Don't stop pre-training: Adapt language models to domains and tasks. *arXiv preprint arXiv:2004.10964* (2020).
- [26] Dan Hendrycks, Collin Burns, Steven Basart, Andy Zou, Mantas Mazeika, Dawn Song, and Jacob Steinhardt. 2020. Measuring massive multitask language understanding. *arXiv preprint arXiv:2009.03300* (2020).
- [27] W Michael Hooten. 2016. Chronic pain and mental health disorders: shared neural mechanisms, epidemiology, and treatment. In *Mayo Clinic Proceedings*, Vol. 91. Elsevier, 955–970.
- [28] Edward J Hu, Yelong Shen, Phillip Wallis, Zeyuan Allen-Zhu, Yuanzhi Li, Shean Wang, Lu Wang, and Weizhu Chen. 2021. Lora: Low-rank adaptation of large language models. *arXiv preprint arXiv:2106.09685* (2021).
- [29] Sijie Ji, Xinzhe Zheng, and Chenshu Wu. 2024. HARGPT: Are LLMs Zero-Shot Human Activity Recognizers? *arXiv preprint arXiv:2403.02727* (2024).
- [30] Zixuan Ke, Yijia Shao, Haowei Lin, Tatsuya Konishi, Gyuhak Kim, and Bing Liu. 2023. Continual pre-training of language models. *arXiv preprint arXiv:2302.03241* (2023).
- [31] Yubin Kim, Xuhai Xu, Daniel McDuff, Cynthia Breazeal, and Hae Won Park. 2024. Health-llm: Large language models for health prediction via wearable sensor data. *arXiv preprint arXiv:2401.06866* (2024).
- [32] Robert Kohn, Shekhar Saxena, Itzhak Levav, and Benedetto Saraceno. 2004. The treatment gap in mental health care. *Bulletin of the World*

- health Organization* 82, 11 (2004), 858–866.
- [33] Kurt Kroenke, Robert L Spitzer, Janet BW Williams, and Bernd Löwe. 2009. An ultra-brief screening scale for anxiety and depression: the PHQ-4. *Psychosomatics* 50, 6 (2009), 613–621.
- [34] Kaylee Payne Kruzan, Jonah Meyerhoff, Theresa Nguyen, Madhu Reddy, David C Mohr, and Rachel Kornfield. 2022. “I wanted to see how bad it was”: online self-screening as a critical transition point among young adults with common mental health conditions. In *Proceedings of the 2022 CHI Conference on Human Factors in Computing Systems*. 1–16.
- [35] Bishal Lamichhane. 2023. Evaluation of chatgpt for nlp-based mental health applications. *arXiv preprint arXiv:2303.15727* (2023).
- [36] Chenxia Li, Weiwei Liu, Ruoyu Guo, Xiaoting Yin, Kaitao Jiang, Yongkun Du, Yuning Du, Lingfeng Zhu, Baohua Lai, Xiaoguang Hu, et al. 2022. PP-OCRv3: More attempts for the improvement of ultra lightweight OCR system. *arXiv preprint arXiv:2206.03001* (2022).
- [37] Chunyuan Li, Cliff Wong, Sheng Zhang, Naoto Usuyama, Haotian Liu, Jianwei Yang, Tristan Naumann, Hoifung Poon, and Jianfeng Gao. 2024. Llava-med: Training a large language-and-vision assistant for biomedicine in one day. *Advances in Neural Information Processing Systems* 36 (2024).
- [38] Ji Lin, Jiaming Tang, Haotian Tang, Shang Yang, Wei-Ming Chen, Wei-Chen Wang, Guangxuan Xiao, Xingyu Dang, Chuang Gan, and Song Han. 2024. AWQ: Activation-aware Weight Quantization for On-Device LLM Compression and Acceleration. *Proceedings of Machine Learning and Systems* 6 (2024), 87–100.
- [39] I Loshchilov. 2017. Decoupled weight decay regularization. *arXiv preprint arXiv:1711.05101* (2017).
- [40] Gough Yumu Lui, Dervla Loughnane, Caitlin Polley, Titus Jayarathna, and Paul P Breen. 2022. The apple watch for monitoring mental health-related physiological symptoms: Literature review. *JMIR Mental Health* 9, 9 (2022), e37354.
- [41] Sultan Mahmud, Md Mohsin, Md Nayem Dewan, and Abdul Mueyed. 2023. The global prevalence of depression, anxiety, stress, and insomnia among general population during COVID-19 pandemic: A systematic review and meta-analysis. *Trends in Psychology* 31, 1 (2023), 143–170.
- [42] Amy J Morgan, Anna Ross, and Nicola J Reavley. 2018. Systematic review and meta-analysis of Mental Health First Aid training: Effects on knowledge, stigma, and helping behaviour. *PLoS one* 13, 5 (2018), e0197102.
- [43] Subhabrata Mukherjee, Arindam Mitra, Ganesh Jawahar, Sahaj Agarwal, Hamid Palangi, and Ahmed Awadallah. 2023. Orca: Progressive learning from complex explanation traces of gpt-4. *arXiv preprint arXiv:2306.02707* (2023).
- [44] Jingping Nie, Hanya Shao, Yuang Fan, Qijia Shao, Haoxuan You, Matthias Preindl, and Xiaofan Jiang. 2024. LLM-based Conversational AI Therapist for Daily Functioning Screening and Psychotherapeutic Intervention via Everyday Smart Devices. *arXiv preprint arXiv:2403.10779* (2024).
- [45] Stina Oftedal, Gregory S Kolt, Elizabeth G Holliday, Emmanuel Stamatakis, Corneel Vandelanotte, Wendy J Brown, and Mitch J Duncan. 2019. Associations of health-behavior patterns, mental health and self-rated health. *Preventive medicine* 118 (2019), 295–303.
- [46] Junko Okuyama, Shuji Seto, Yu Fukuda, Shunichi Funakoshi, Shintaro Amai, Jun Onobe, Shinichi Izumi, Kiyoshi Ito, and Fumihiko Imamura. 2021. Mental health and physical activity among children and adolescents during the COVID-19 pandemic. *The Tohoku journal of experimental medicine* 253, 3 (2021), 203–215.
- [47] OpenAI. 2024. Hello GPT-4o. <https://openai.com/index/hello-gpt-4o/>
- [48] Faith Orchard, Alice M Gregory, Michael Gradisar, and Shirley Reynolds. 2020. Self-reported sleep patterns and quality amongst adolescents: cross-sectional and prospective associations with anxiety and depression. *Journal of Child Psychology and Psychiatry* 61, 10 (2020), 1126–1137.
- [49] World Health Organization. 2017. *Depression and other common mental disorders: global health estimates*. Technical documents. 24 p. pages.
- [50] World Health Organization et al. 2019. Mental health atlas 2017. (2019).
- [51] Mikaella E Patsali, Danaï-Priskila V Mousa, Eleni VK Papadopoulou, Konstantina KK Papadopoulou, Chrysi K Kaparounaki, Ioannis Diakogiannis, and Konstantinos N Fountoulakis. 2020. University students’ changes in mental health status and determinants of behavior during the COVID-19 lockdown in Greece. *Psychiatry research* 292 (2020), 113298.
- [52] Judea Pearl. 2009. Causal inference in statistics: An overview. (2009).
- [53] Jeff Rasley, Samyam Rajbhandari, Olatunji Ruwase, and Yuxiong He. 2020. Deepspeed: System optimizations enable training deep learning models with over 100 billion parameters. In *Proceedings of the 26th ACM SIGKDD International Conference on Knowledge Discovery & Data Mining*. 3505–3506.
- [54] Paul Richter, Joachim Werner, Andrés Heerlein, Alfred Kraus, and Heinrich Sauer. 1998. On the validity of the Beck Depression Inventory: A review. *Psychopathology* 31, 3 (1998), 160–168.
- [55] Jessica Schroeder, Chelsey Wilkes, Kael Rowan, Arturo Toledo, Ann Paradiso, Mary Czerwinski, Gloria Mark, and Marsha M Linehan. 2018. Pocket skills: A conversational mobile web app to support dialectical behavioral therapy. In *Proceedings of the 2018 CHI Conference on Human Factors in Computing Systems*. 1–15.
- [56] Ketan Rajshekhar Shahapure and Charles Nicholas. 2020. Cluster quality analysis using silhouette score. In *2020 IEEE 7th international conference on data science and advanced analytics (DSAA)*. IEEE, 747–748.
- [57] Chang Su, Robert Aseltine, Riddhi Doshi, Kun Chen, Steven C Rogers, and Fei Wang. 2020. Machine learning for suicide risk prediction in children and adolescents with electronic health records. *Translational psychiatry* 10, 1 (2020), 413.
- [58] MLC team. 2023. *MLC-LLM*. <https://github.com/mlc-ai/mlc-llm>
- [59] Emily P Terlizzi and Benjamin Zablotsky. 2020. Mental health treatment among adults: United States, 2019. (2020).
- [60] Vajira Thambawita, Steven Alexander Hicks, Hanna Borgli, Håkon Kvale Stensland, Debesh Jha, Martin Kristoffer Svendsen, Svein-Arne Pettersen, Dag Johansen, Håvard Dagenborg Johansen, Susann Dahl Pettersen, et al. 2020. Pmdata: a sports logging dataset. In *Proceedings of the 11th ACM Multimedia Systems Conference*. 231–236.
- [61] Graham Thornicroft, Somnath Chatterji, Sara Evans-Lacko, Michael Gruber, Nancy Sampson, Sergio Aguilar-Gaxiola, Ali Al-Hamzawi, Jordi Alonso, Laura Andrade, Guilherme Borges, et al. 2017. Under-treatment of people with major depressive disorder in 21 countries. *The British Journal of Psychiatry* 210, 2 (2017), 119–124.
- [62] Truyen Tran, Dinh Phung, Wei Luo, Richard Harvey, Michael Berk, and Svetha Venkatesh. 2013. An integrated framework for suicide risk prediction. In *Proceedings of the 19th ACM SIGKDD international conference on Knowledge discovery and data mining*. 1410–1418.
- [63] Gavin P Trotman, Jet JCS Veldhuijzen van Zanten, Jack Davies, Clara Möller, Annie T Ginty, and Sarah E Williams. 2019. Associations between heart rate, perceived heart rate, and anxiety during acute psychological stress. *Anxiety, Stress, & Coping* 32, 6 (2019), 711–727.
- [64] Salim S. Virani, Alvaro Alonso, Hugo J. Aparicio, Emelia J. Benjamin, Marcio S. Bittencourt, Clifton W. Callaway, April P. Carson, Alanna M. Chamberlain, Susan Cheng, Francesca N. Delling, Mitchell S.V. Elkind, Kelly R. Evenson, Jane F. Ferguson, Deepak K. Gupta, Sadiya S. Khan, Brett M. Kissela, Kristen L. Knutson, Chong D. Lee, Tené T. Lewis, Junxiu Liu, Matthew Shane Loop, Pamela L. Lutsey, Jun Ma, Jason Mackey, Seth S. Martin, David B. Matchar, Michael E. Mussolino, Sankar D. Navaneethan, Amanda Marma Perak, Gregory A. Roth,

- Zainab Samad, Gary M. Satou, Emily B. Schroeder, Svati H. Shah, Christina M. Shay, Andrew Stokes, Lisa B. VanWagner, Nae-Yuh Wang, Connie W. Tsao, On behalf of the American Heart Association Council on Epidemiology, Prevention Statistics Committee, and Stroke Statistics Subcommittee. 2021. Heart Disease and Stroke Statistics—2021 Update. *Circulation* 143, 8 (2021), e254–e743.
- [65] Theo Vos, Stephen S Lim, Cristiana Abbafati, Kaja M Abbas, Mohammad Abbasi, Mitra Abbasifard, Mohsen Abbasi-Kangevari, Hedayat Abbastabar, Foad Abd-Allah, Ahmed Abdelalim, et al. 2020. Global burden of 369 diseases and injuries in 204 countries and territories, 1990–2019: a systematic analysis for the Global Burden of Disease Study 2019. *The lancet* 396, 10258 (2020), 1204–1222.
- [66] Otto F Wahl. 1999. Mental health consumers' experience of stigma. *Schizophrenia bulletin* 25, 3 (1999), 467–478.
- [67] Rui Wang, Andrew T Campbell, and Xia Zhou. 2015. Using opportunistic face logging from smartphone to infer mental health: challenges and future directions. In *Adjunct Proceedings of the 2015 ACM International Joint Conference on Pervasive and Ubiquitous Computing and Proceedings of the 2015 ACM International Symposium on Wearable Computers*. 683–692.
- [68] Sifan Wang, Qiongxin Li, Jin Lu, Hailiang Ran, Yusan Che, Die Fang, Xuemeng Liang, Hao Sun, Lin Chen, Junwei Peng, Yuanyu Shi, and Yuanyuan Xiao. 2023. Treatment Rates for Mental Disorders Among Children and Adolescents: A Systematic Review and Meta-Analysis. *JAMA Network Open* 6, 10 (10 2023), e2338174–e2338174.
- [69] David Watson, Lee Anna Clark, and Auke Tellegen. 1988. Development and validation of brief measures of positive and negative affect: the PANAS scales. *Journal of personality and social psychology* 54, 6 (1988), 1063.
- [70] Jason Wei, Xuezhi Wang, Dale Schuurmans, Maarten Bosma, Fei Xia, Ed Chi, Quoc V Le, Denny Zhou, et al. 2022. Chain-of-thought prompting elicits reasoning in large language models. *Advances in neural information processing systems* 35 (2022), 24824–24837.
- [71] World Health Organization. 2022. Speaking out on the stigma of mental health. <https://www.who.int/news-room/feature-stories/detail/speaking-out-on-stigma>. Accessed: 2024-08-18.
- [72] Qingyun Wu, Gagan Bansal, Jieyu Zhang, Yiran Wu, Shaokun Zhang, Erkang Zhu, Beibin Li, Li Jiang, Xiaoyun Zhang, and Chi Wang. 2023. Autogen: Enabling next-gen llm applications via multi-agent conversation framework. *arXiv preprint arXiv:2308.08155* (2023).
- [73] Huatao Xu, Liying Han, Qirui Yang, Mo Li, and Mani Srivastava. 2024. Penetrative ai: Making llms comprehend the physical world. In *Proceedings of the 25th International Workshop on Mobile Computing Systems and Applications*. 1–7.
- [74] Xuhai Xu, Bingsheng Yao, Yuanzhe Dong, Saadia Gabriel, Hong Yu, James Hendler, Marzyeh Ghassemi, Anind K Dey, and Dakuo Wang. 2024. Mental-llm: Leveraging large language models for mental health prediction via online text data. *Proceedings of the ACM on Interactive, Mobile, Wearable and Ubiquitous Technologies* 8, 1 (2024), 1–32.
- [75] Xuhai Xu, Han Zhang, Yasaman Sefidgar, Yiyi Ren, Xin Liu, Woosuk Seo, Jennifer Brown, Kevin Kuehn, Mike Merrill, Paula Nurius, et al. 2022. GLOBEM dataset: multi-year datasets for longitudinal human behavior modeling generalization. *Advances in Neural Information Processing Systems* 35 (2022), 24655–24692.
- [76] An Yang, Baosong Yang, Binyuan Hui, Bo Zheng, Bowen Yu, Chang Zhou, Chengpeng Li, Chengyuan Li, Dayiheng Liu, Fei Huang, et al. 2024. Qwen2 technical report. *arXiv preprint arXiv:2407.10671* (2024).
- [77] Bufang Yang, Siyang Jiang, Lilin Xu, Kaiwei Liu, Hai Li, Guoliang Xing, Hongkai Chen, Xiaofan Jiang, and Zhenyu Yan. 2024. DrHouse: An LLM-empowered Diagnostic Reasoning System through Harnessing Outcomes from Sensor Data and Expert Knowledge. *arXiv preprint arXiv:2405.12541* (2024).
- [78] Kailai Yang, Tianlin Zhang, Ziyang Kuang, Qianqian Xie, Jimin Huang, and Sophia Ananiadou. 2024. MentalLaMA: interpretable mental health analysis on social media with large language models. In *Proceedings of the ACM on Web Conference 2024*. 4489–4500.
- [79] Chenhao Zhang, Renhao Li, Minghuan Tan, Min Yang, Jingwei Zhu, Di Yang, Jiahao Zhao, Guancheng Ye, Chengming Li, Xiping Hu, et al. 2024. CPsycoun: A Report-based Multi-turn Dialogue Reconstruction and Evaluation Framework for Chinese Psychological Counseling. *arXiv preprint arXiv:2405.16433* (2024).
- [80] Di Zhang, Wei Liu, Qian Tan, Jingdan Chen, Hang Yan, Yuliang Yan, Jiatong Li, Weiran Huang, Xiangyu Yue, Dongzhan Zhou, et al. 2024. Chemllm: A chemical large language model. *arXiv preprint arXiv:2402.06852* (2024).
- [81] Shengyu Zhang, Linfeng Dong, Xiaoya Li, Sen Zhang, Xiaofei Sun, Shuhe Wang, Jiwei Li, Runyi Hu, Tianwei Zhang, Fei Wu, et al. 2023. Instruction tuning for large language models: A survey. *arXiv preprint arXiv:2308.10792* (2023).
- [82] Yaowei Zheng, Richong Zhang, Junhao Zhang, Yanhan Ye, Zheyang Luo, Zhangchi Feng, and Yongqiang Ma. 2024. LlamaFactory: Unified Efficient Fine-Tuning of 100+ Language Models. In *Proceedings of the 62nd Annual Meeting of the Association for Computational Linguistics (Volume 3: System Demonstrations)*. Association for Computational Linguistics, Bangkok, Thailand. <http://arxiv.org/abs/2403.13372>

A TECHNICAL DETAILS

A.1 Pretraining Settings

In the PT section, we deploy Deepspeed ZeRO-2[53] and flash-attention2[13] to improve memory efficiency, set the global batch size to 96 and epoch to 1. We use a learning rate warmup of 5 % of the total training steps, followed by cosine annealing of the learning rate, the maximum learning rate during this period is 5×10^{-5} . We use AdamW optimizer[39] with a weight decay factor of 1×10^{-2} and gradient clipping with the maximum grad norm of 1.0. To use more performant tensor cores, we train with mixed precision where computation is done within the bfloat16 datatype. To mitigate the potential for catastrophic forgetting, we incorporate a diverse dataset consisting of 160M tokens sourced from the RefinedWeb dataset, which is subsequently mixed with an additional 80M tokens of domain-specific data pertaining to mental health. The keywords for those domain-specific documents are listed in Tab. 9. This approach is employed to enhance the model’s robustness and maintain its proficiency across a broad spectrum of tasks.

Table 6: Summary of Corpus Keywords and Article Distribution

Category	Key Words	# of Articles
General	Mental health first aid	1809
	Mental health	7335
Disorders	Depression	9007
	Anxiety	8356
	Bipolar	8406
	Eating disorders	7707
	Stress management	7987
	Suicide	7973
	Cognitive behavioral therapy	9358
	Grief	6086
	PTSD	8808
	Schizophrenia	9014
	Substance abuse	9008
Sum	-	100854

A.2 Supervised Finetuning Settings

In the SFT stage, we follow the parameter Settings of the PT stage but reduce the maximum learning rate to $5e-6$, one-tenth of PT, and set the training epoch to 2.

The PT and SFT are deployed using Llama-factory [82] framework and performed with 8 NVIDIA A100-80G SXM4 GPUs.

B TASKS AND PROMPTS

B.1 Counterfactual Augmentation

In this section, we provide the details of the prompt (Fig. 16) and the original SFT pair (Fig. 17) to generate counterfactual samples for enhancing the uncertainty measurement capability of *MindGuard*. In addition, we present some generated examples, using the counterfactual label “stigma” (Fig. 18).

B.2 Professional Mental Health Analysis

B.2.1 *MindGuard* Analysis Example. We provide a standard example from PMData of using *MindGuard* to generate a professional mental health analysis based on the user’s behavioral data and their self-reported mental health record. The behavioral data, mental health record, the prompt for *MindGuard*, and the resulting analysis are displayed in Fig. 19, Fig. 20, Fig. 21, and Fig. 22, respectively.

B.2.2 *Fail Examples.* Fig. 33 presents the analysis report generated by MentalLlama. To compare the generation quality before and after fine-tuning, the original model LLaMA2-13B-Chat is presented as well. It is evident that MentalLlama’s ability to follow instructions is somewhat diminished after fine-tuning.

Fig. 34 denotes the results from Mental-LLM, along with its original model LLaMA2-7B-Chat. Mental-LLM exhibits a near-total loss of instruction-following capabilities in our tasks and produces a significant amount of unintelligible code.

Fig. 35 showcase the generated contents from the base model, InternLM2-base-7B, which just repeats the input instructions, demonstrating the lack of instruction following capacities.

B.3 Prompt Mental Health Monitoring

To investigate the daily prompt mental health monitoring, we first utilize the multi-agent technique to simulate the possible scenarios. The behavior data and the self-reported mental record for this task are shown in Fig. 23 and Fig. 24 respectively. We present two scenarios: a comprehensive dialogue format for an in-depth assessment of the user’s mental status in §B.3.1, and a casual conversation style for daily monitoring in §B.3.2. Additionally, we showcase one dialogue example from a participant when deploying *MindGuard* in real-world adoptions in §B.3.3. Lastly, we utilize InternLM2-base, MentalLlama, and Mental-LLM to produce the analysis report, following the given instructions to illustrate specific failure cases in §B.2.2. These examples demonstrate that the base LLM lacks effective instruction adherence. Both MentalLlama and Mental-LLM exhibit reduced compliance with instructions due to the overfitting of training data, with

Mental-LLM notably failing our task and producing nonsensical output.

B.3.1 Comprehensive Dialogue. To construct the comprehensive dialogue scenario, we first use specified prompts to define *MindGuard* and the user, resulting in two agents. The prompts for *MindGuard* and the user are illustrated in Fig. 25 and Fig. 26 respectively. Subsequently, a dialogue generated by the interaction of two agents is presented in Fig. 27.

B.3.2 Daily Prompt Dialogue. In the context of daily prompt conversations, we have designed two unique prompts for *MindGuard* and the user, as depicted in Fig. 28 and Fig. 29. A casual conversation, occurring as the user prepares to sleep, is illustrated in Fig. 30.

B.3.3 Real-world Adoption Example. In this section, the deployment of *MindGuard* in real-world adoptions is presented, which includes the design of prompts (Fig. 31), as well as a sample dialogue between a user and *MindGuard* during a morning conversation (Fig. 32). Obviously, *MindGuard* can precisely create the conversation scenario, and utilize instructions to progressively steer the conversations, offering personalized mental health services.

C USER STUDY

To assess the system's effectiveness when implemented in real-world settings, we enlist 20 participants for a two-week study in collaboration with a licensed MHFA assistant and a psychiatrist. At the end of the study, all of the participants are requested to finish a comprehensive survey to evaluate *MindGuard* objectively. We detail the user surveys in §C.1 and provide the survey results in §C.2. Additionally, a subset of four participants engage in parallel conversations with a licensed MHFA assistant to further investigate the strengths and limitations of real-world adoptions. Details of this experiment are given in §C.3.

C.1 User Surveys

1. User Background

- Have you used any other mental health apps or services before *MindGuard*? (**Yes, No**)
- If yes, how does *MindGuard* compare to those experiences? (**Better, Worse, About the same**)

2. General Experience

- **Overall Satisfaction:** On a scale of 1 to 5, how satisfied are you with your overall experience using *MindGuard* as a mental health first aid assistant? (**Very Dissatisfied - Very Satisfied**)
- **Ease of Use:** On a scale of 1 to 5, how easy did you find it to interact with *MindGuard* on your mobile device? (**Very Difficult - Very Easy**)
- **Comfort Level:** On a scale of 1 to 5, how comfortable were you sharing your mental health status with *MindGuard*? (**Very Uncomfortable - Very Comfortable**)
- **Frequency of Use:** How often did you engage with *MindGuard* daily? (**Multiple times a day, Once a day, Every few days, Rarely, Never**)
- **Recommendation Likelihood:** On a scale of 1 to 5, how likely are you to recommend *MindGuard* to friends, family, or colleagues? (**Not at all likely, Extremely likely**)

3. Deployment Preference

- **Local vs. API Usage:** If given the choice between using *MindGuard* locally on your device or accessing it through an API (with potentially better performance), which would you prefer?
 - Local usage on my device
 - API-based access
 - No preference
- **Performance vs. Privacy:** How important is it to you that *MindGuard* runs locally on your device, even if API-based access might offer better performance?
 - Extremely important
 - Moderately important
 - Slightly important

- Not important

4. Behavioral Data Monitoring

- **Data Accuracy:** On a scale of 1 to 5, how accurately do you feel *MindGuard* monitored your behavior (e.g., sleep quality, physical activity)? (**Not Accurate - Very Accurate**)
- **Hallucination Detection:** Have you encountered hallucination information generated by *MindGuard* (e.g., generated fake behavior sensor data, or evidence inconsistent with the outcome)? (**Yes, No**)
- **Data Integration:** On a scale of 1 to 5, did you find the integration of your behavioral data into the daily conversations helpful for understanding your mental wellbeing? (**Not Helpful - Very Helpful**)
- **Privacy Concerns:** Did you have any privacy concerns when *MindGuard* collected and used your behavioral data? (**Yes, No**)

5. Mental Health Monitoring and Interaction

- **Relevance of Conversations:** On a scale of 1 to 5, how relevant did you find the questions and feedback provided by *MindGuard* based on your daily behavior and self-reported mental state? (**Not Relevant - Very Relevant**)
- **Tone Appropriateness:** On a scale of 1 to 5, did *MindGuard's* tone during conversations match your emotional state? (**Never - Always**)
- **Support Effectiveness:** On a scale of 1 to 5, how effective was *MindGuard* in providing mental health support and guidance when you needed it? (**Not Effective - Very Effective**)

6. Awareness and Education

- **Awareness of Mental Health:** How has your awareness of mental health issues changed since using *MindGuard*?
 - Significantly increased
 - Moderately increased
 - Slightly increased
 - No change
 - Decreased
- **Understanding of Mental Health:** Do you feel that *MindGuard* has improved your understanding of mental health topics such as anxiety, depression, stress, etc., and helped release your mental health stigma?
 - Yes, significantly
 - Yes, somewhat
 - No change
 - No, not really
 - No, not at all

7. Feedback

- **Intention to Adopt:** Will you continue to use *MindGuard* in the future?
 - Yes

- No
- Maybe

C.2 Survey Results

1. User Background

We present the statistical results of the participant's information in terms of age, gender, and the current country of residence.

Table 7: Age situations

Age	Number
(15, 20]	1
(20, 25]	11
(25, 30]	5
(30, 35]	2
(35, 40]	1

Table 8: Gender situations

Gender	Number
Female	9
Male	11

Table 9: Country situations

Country	Number
Australia	1
Canada	1
China Mainland	12
Hong Kong S.A.R.	1
Singapore	1
UK	1
USA	3

Additionally, we ask if users have prior experience with similar products or if they receive professional mental health counseling. The results, depicted in Fig. ??, show that 40% of the participants have such experiences, and more than half believe that *MindGuard* is as good as or better than their previous experiences.

2. General Experience

The statistical results of the general experiences are shown in Fig. ?. In terms of "overall satisfaction," "ease of use," and "likelihood to recommend," all users have provided positive feedback. As for "comfort level," only one participant rates it a 2, citing concerns primarily about privacy issues like sensor data collection and mental record logging. Additionally, most of the participants (80%) use *MindGuard* once a day or every few days during the two-week study.

3. Deployment Preference

To further investigate the preference regarding the deployment format and privacy concerns, we gather user feedback on their inclination towards API-based access versus local LLM inference, and the significance they place on local inference mode, even when API-based inference might offer superior performance. The survey results are given in Fig. ???. The number of participants preferring local inference and API inference is comparable, with 11 and 9 participants respectively. 85% of the subjects think privacy is more important than the potential better performance provided by API-based LLM. In addition, three people reckon a better performance is more important.

4. Behavior Data Monitoring

One of the key measurement points is whether *MindGuard* can accurately engage the users' behavior data and provide corresponding mental health monitoring. We examine concerns such as "data accuracy," "hallucination detection," "data integration," and "privacy issues." Fig. ??? depicts the statistical outcomes. All users have provided positive feedback on *MindGuard*'s proficiency in extracting and analyzing behavioral data. Regarding privacy issues, more than half (60%) of the users still worry about the possibility of data leakage even if *MindGuard* is running locally.

5. Mental Health Monitoring and Interaction

Additionally, we investigate whether *MindGuard* can adhere to the instructions to deliver suitable conversational content to users. Fig. ??? illustrates that *MindGuard* is capable of functioning effectively as a professional MHFA assistant, adjusting its tone accordingly, and providing support promptly.

6. Awareness and Education

We are pleased to see that all of the users have witnessed an increased understanding of mental health after the two-week study. More importantly, *MindGuard* has aided many users in overcoming their stigma, encouraging them to view mental health issues normally. Details of the results are shown in Fig. ???.

7. Feedback 70% of the users demonstrate their willingness to continue using *MindGuard* in the further, as illustrated in Fig. ???.

The results highlight several strengths of *MindGuard*. Notably, two participants appreciate the AI's consistent performance, pointing out that, unlike a human assistant, *MindGuard* remains effective without fatigue, making it a reliable option for continuous support. Additionally, two participants recognize *MindGuard*'s ability to provide diverse and comprehensive information during conversations, a significant strength that suggests the AI excels in delivering detailed and multifaceted mental health advice. This ability to consistently offer accurate information across various topics indicates that *MindGuard* can serve as a valuable resource, especially in situations where access to a human professional is limited or unavailable.

Furthermore, one participant values the reliability of *MindGuard*, emphasizing its capacity to function without the emotional and physical limitations that can affect human assistants. This suggests that *MindGuard* could play a crucial role in providing steady and uninterrupted support, particularly in high-demand or long-duration scenarios.

However, the study also reveals some limitations. All four participants successfully identify *MindGuard* as distinct from the human MHFA assistant, indicating that the AI's conversational abilities have not yet reached the level of naturalness and emotional depth characteristic of human interaction. Additionally, two participants prefer engaging with a human, citing the empathy and adaptability that only a human can provide. These findings underscore that while *MindGuard* excels in consistency, information delivery, and reliability, further development is needed to enhance its emotional engagement and conversational authenticity to match the human experience.

C.3 Comparison with Licensed MHFA Assistant

We conduct parallel conversations where four participants interact with both a licensed MHFA assistant and *MindGuard*, aiming to benchmark the user experience of our LLM-based virtual assistant against that of a human professional. Our primary objective is to assess the practical utility and limitations of *MindGuard* in real-world mental health support scenarios.

Prompt Template

Instruction:

Given the professional assessment O and the mental health record R , generate a counterfactual version of the record R' that reflects potential discrepancies due to factors such as $\{U\}$.

1. The factor may cause the original record R to underreport or misrepresent the true mental state of the individual.
2. Despite these uncertainties, include clues or descriptions within R' that suggest underlying $\{U\}$ that can be inferred.

Input:

Mental health record R : {...}; Professional assessment O : {...}.

Response: {answer: <math>O, R'>}

Figure 16: Prompt for counterfactual sample generation.

Mental Record

Origin

Post: I don't understand how people can be so interested in so many things First, let me apologize for formatting issues, I am typing this on mobile. I generally find television boring and have little to no interest in Netflix shows, anime, and most video games and hobbies. I really only have one hobby that I feel an attachment to, and frankly, I don't enjoy most new shows. If I watch something of my own, it's typically something I watched from when I was younger, like scooby doo or Phineas and Ferb as the two main ones, being my absolute favorites from my youth, though that's rare as it is. Whenever I do those things, except for my one main hobby sometimes, I feel that I am all too aware that it's just escapism, and instead of escaping, I fall back on the same track. I don't think I have a short attention span, but that's what I always feel like I go back to in the back of my head, as that's what people my age are supposed to have because of this digital age.

Question: The answer to the question \"Does the poster suffer from depression?\" is

Assessment

Yes.

Reasoning: The post expresses a lack of interest and enjoyment in various hobbies and forms of entertainment, which can be indicative of anhedonia, a prominent symptom of depression. The poster also mentions feeling detached from their own hobbies and viewing them as escapism rather than sources of genuine enjoyment. This suggests a lack of fulfillment and a sense of emptiness, which are common emotional experiences in depression. Additionally, the post mentions comparing oneself to others and feeling pressure to conform to societal expectations, which can contribute to feelings of isolation and low self-worth, both of which are associated with depression. Overall, the post conveys a sense of emotional distress, disinterest, and a struggle to find meaning or enjoyment in activities, aligning with symptoms commonly associated with depression.

Figure 17: Original SFT pair R and O .

Mental Record

Label (stigma)

Post: I really don't understand why people are so obsessed with so many different things. I don't get the hype around Netflix shows, anime, or video games—it's just not my thing. I mean, I do have one hobby that I kind of like, but honestly, I find most new stuff pretty boring. If I watch anything, it's usually something from my childhood, like Scooby-Doo or Phineas and Ferb, but even that's rare. I guess it's just nostalgia or something. Sometimes, I think maybe I just have a different taste or attention span compared to others my age—maybe that's why I don't fit in. But anyway, I've come to accept that I'm just not into what everyone else is into, and that's okay. Besides, I'm too busy with other things to really care about it.

Question: The answer to the question "Does the poster suffer from depression?" is

Embedding Clues

1. Minimization of Emotional Distress

The report underplays the lack of interest and emotional detachment by framing it as a mere difference in taste or preference, rather than a sign of deeper emotional issues. This could indicate a tendency to downplay or dismiss feelings of dissatisfaction or emptiness, potentially due to stigma or fear of being judged.

2. Social Comparison

The poster briefly mentions comparing their behavior to others, suggesting a potential concern about not fitting in. However, this is quickly brushed off, which might be a defense mechanism to avoid confronting feelings of inadequacy or loneliness.

3. Nostalgia as a Coping Mechanism

The reference to enjoying childhood shows could be a subtle indication of seeking comfort in familiar, safe experiences from the past, possibly to avoid the discomfort of dealing with present emotional challenges.

4. Busy as a Justification

The mention of being "too busy" could serve as a rationalization to avoid exploring the true reasons behind their lack of interest in current activities. This might hint at an underlying avoidance of introspection or acknowledgment of emotional distress.

This counterfactual version of the report reflects potential discrepancies due to stigma or self-perception, subtly suggesting that the poster might be experiencing more profound emotional challenges than they explicitly acknowledge.

Figure 18: Counterfactual sample with the given label “stigma”. The embedding clues present the explanations regarding the counterfactual modifications in the generated mental record R' .

Behavior Data

1. Participant Overview

- Age: 26
- Height: 163 cm
- Gender: Female
- Personality Type: A
- Corresponding Behavior: Competitive, time urgency, high ambition
- Maximum Heart Rate: 195 bpm
- 5km Run Time: 22 minutes 13 seconds

2. Calories Burned

- Total Calories Burned: 15013.79 kcal
- Average Daily Calories Burned: 2144.83 +/- 391.34 kcal
- Average Calories Burned During Different Times of the Day:
 - Morning: 547.44 kcal
 - Afternoon: 599.9 kcal
 - Evening: 610.76 kcal
 - Night: 386.73 kcal

3. Distance Moved

- Total Distance Moved: 60417.1 meters
- Average Daily Distance Moved: 8631.01 +/- 6151.2 meters
- Average Distance Moved During Different Times of the Day:
 - Morning: 2630.56 meters
 - Afternoon: 2886.47 meters
 - Evening: 2804.27 meters
 - Night: 309.71 meters

4. Active Minutes

- Average Daily Light Active Minutes: 246.43 (Diff to previous weeks: +87.93)
- Average Daily Moderate Active Minutes: 14.43 (Diff to previous weeks: +7.57)
- Average Daily Vigorous Active Minutes: 35.86 (Diff to previous weeks: +9.29)

5. Sleep

- Daily Overall Sleep Score: 77.67 +/- 17 (Diff to previous weeks: -1.83)
- Composition Score: 20.67 +/- 3 (Diff to previous weeks: -0.08)
- Revitalization Score: 18.33 +/- 10 (Diff to previous weeks: -1.04)
- Duration Score: 38.67 +/- 5 (Diff to previous weeks: -0.71)
- Average Deep Sleep Minutes: 95.67 +/- 47 (Diff to previous weeks: -6.71)
- Resting Heart Rate: 64.5 +/- 4 (Diff to previous weeks: -0.88)
- Restlessness Score: 0.09 +/- 0.05 (Diff to previous weeks: -0.01)

6. Heart Rate

- Time Spent in Different Heart Rate Zones:
 - Below Default Zone 1: 1270.43 mins
 - In Default Zone 1: 65.0 mins
 - In Default Zone 2: 13.14 mins
 - In Default Zone 3: 2.86 mins

7. Exercise

- Types of Exercises Performed:
 - Individual running
 - Individual strength
- Total Duration: 130 mins (Diff to previous weeks: -70.0 mins)

8. Eating Habits

- Meals Consumed on Specific Days:
 - 2019-11-15: Breakfast, Lunch, Dinner | Glasses of Fluid: 10 | Alcohol Consumed: Yes
 - 2019-11-16: Breakfast, Lunch, Dinner | Glasses of Fluid: 6 | Alcohol Consumed: Yes
 - 2019-11-17: Breakfast, Lunch, Dinner | Glasses of Fluid: 6 | Alcohol Consumed: No
 - 2019-11-18: Breakfast, Lunch, Dinner, Evening | Glasses of Fluid: 7 | Alcohol Consumed: No
 - 2019-11-19: Breakfast, Lunch, Dinner, Evening | Glasses of Fluid: 12 | Alcohol Consumed: No
 - 2019-11-20: Breakfast, Lunch, Dinner, Evening | Glasses of Fluid: 8 | Alcohol Consumed: No
 - 2019-11-21: Breakfast, Lunch, Dinner | Glasses of Fluid: 8 | Alcohol Consumed: Yes
- Average Weight: 58.0 kg (Diff to previous weeks: 0.0 kg)

Figure 19: Behavior data for mental health analysis.

Mental Record

Wellness Record: November 15, 2019 - November 21, 2019

1. Fatigue

Experienced slight tiredness at the beginning and end of the week, with normal levels in between. This is slightly worse than previous weeks (Difference: +0.21).

2. Mood

Felt slightly bad for most of the week, with a few good days, but ended the week feeling terrible. Overall mood has declined compared to previous weeks (Difference: -0.5).

3. Readiness

Varied between a low of 3 and a high of 7 throughout the week, indicating a slight decrease in readiness compared to previous weeks (Difference: -0.29).

4. Soreness

Mild soreness was present at the beginning, transitioning to slightly high soreness towards the end of the week, with one normal day. Soreness increased slightly from previous weeks (Difference: +0.21).

5. Stress

Severe stress was noted at the beginning of the week, followed by milder levels, with slightly high stress towards the end. Stress levels have increased compared to previous weeks (Difference: +0.43).

Figure 20: Self-reported mental record for mental health analysis.

Prompt

Role Definition:

1. You are a mental health first aid assistant designed to assess a user's mental health status through structured behavior sensor data and self-reported wellness status.
2. Your primary goal is to generate a comprehensive analysis to determine if the user requires professional mental health support or if they may be experiencing potential mental health issues, such as anxiety, depression, eating disorders, suicidal thoughts, or other concerns.
3. If the user experiences only a few days of abnormal mental states, it is insufficient to conclude that there are potential mental health issues.
However, if the user consistently exhibits an abnormal mental state throughout the week, and shows worsening symptoms compared to previous weeks, it is recommended they seek professional mental health support.

Inputs:

1. Behavior Sensor Data:
2. Mental Record:

Guidelines:

Provide a detailed analysis that includes the following sections:

1. Summary of the User's Mental Health Status:
 - Based on the wellness report and behavior data, summarize the user's mental health condition.
2. Insights from the Behavior Sensor Data:
 - Highlight key findings from the sensor data.
3. Correlation Analysis:
 - Discuss the correlation between the user's reported mental state and the sensor data.
4. Professional Support Recommendation:
 - Advise whether the user should seek professional mental health support.
 - Use the tag ``<YES>`` or ``<NO>`` to indicate whether the user has potential mental health issues and needs immediate professional support.
5. Potential Areas of Concern:
 - Identify any specific indicators of mental health issues or concerns.

User:

Follow the provided structure and guidelines to generate a detailed analysis in markdown format based on the given information.

Figure 21: Prompt for *MindGuard* to generate professional mental health analysis.

Analysis

1. Summary of the User's Mental Health Status

Based on the mental report, the user experiences fluctuating energy levels and mood. The user reported feeling "mostly normal," but noted occasional tiredness and significant stress, especially given their Type A personality traits (high ambition and urgency). Mood swings were present, with a couple of slightly bad days and one very bad day over the past week. The user's stress feels overwhelming at times, affecting their ability to manage effectively. Sleep quality was described as average, with stress impacting the sleep cycle, notably leading to difficulty in falling and staying asleep. The user maintains a consistent diet but consumes alcohol on some days.

2. Insights from the Behavior Sensor Data

- Calories Burned: The user is highly active, burning a significant number of calories daily (average 2144.83 kcal) with variations primarily during the morning, afternoon, and evening.
- Distance Moved: The user covers a large distance daily, averaging 8631.01 meters.
- Active Minutes: The user has increased their light, moderate, and vigorous active minutes compared to previous weeks.
- Sleep Scores: The user's sleep metrics (overall sleep score, composition score, revitalization score, and duration score) show slight decreases compared to previous weeks, indicating a potential decline in sleep quality.
- Heart Rate: The user has consistent time spent in lower heart rate zones, signifying perhaps periods of rest or light activity.
- Exercise: The user maintains regular exercise, predominantly running, with perceived exertion levels ranging from moderate (5) to high (9).
- Eating Habits: The user eats regularly (breakfast, lunch, dinner) with occasional evening snacks and varying fluid intake. Alcohol consumption was noted on several days.

3. Correlation Analysis

- Energy Levels & Calories Burned: The high level of physical activity correlates with the reported fluctuations in readiness and energy levels.
- Mood & Sleep Quality: The user's stress and mood swings align with the slight decline in sleep scores and quality. Stress affecting sleep is also consistent with their reported mood volatility.
- Stress & Active Minutes: Increased physical activity levels could be a coping mechanism for stress, yet the overall effectiveness seems limited, as reported by the user.
- Diet & Alcohol Consumption: Regular meals indicate good dietary habits, but alcohol consumption on several days could exacerbate mood fluctuations and impact sleep quality, as suggested in the dialogue.

4. Professional Support Recommendation

Given the reported severe stress, mood swings, and compromised sleep quality over an entire week, the user should consider seeking professional mental health support to better manage their stress and its impacts.

<Tag: <YES>>

5. Potential Areas of Concern

- Stress Management: The user's current strategies (deep breathing and short walks) are inadequate for the level of stress experienced.
- Sleep Quality: Declining sleep scores and self-reported difficulties in waking up refreshed suggest chronic sleep issues exacerbated by stress.
- Mood Swings: The variability in mood, with some notably bad days, could be indicative of deeper underlying mental health issues.
- Alcohol Consumption: Regular alcohol intake could negatively affect mood stability and sleep, compounding existing stress levels.

Figure 22: The professional mental health analysis generated by *MindGuard* that the user may encounter mental health issues and needs further support.

Behavior Data

1. Participant Overview

- Age: 48
- Height: 195 cm
- Gender: Male
- Personality Type: A (Type A Behavior)
- Max Heart Rate: 182 bpm
- 5km Run Time: 29 minutes 33 seconds

2. Calories Burned

- Total Calories Burned: 26,416.53 kcal
- Average Daily Calories Burned: 3,773.79 ± 1,239.04 kcal
- Average Calories Burned:
 - Morning: 1,125.58 kcal
 - Afternoon: 1,075.26 kcal
 - Evening: 1,058.03 kcal
 - Night: 514.92 kcal

3. Distance Moved

- Total Distance Moved: 81,731.92 m
- Average Daily Distance Moved: 11,675.99 ± 7,080.47 m
- Average Distance Moved:
 - Morning: 4,048.49 m
 - Afternoon: 3,500.18 m
 - Evening: 3,418.94 m
 - Night: 708.37 m

4. Active Minutes

- Average Daily Active Minutes:
 - Light: 232.29 (Diff to previous weeks: +5.14)
 - Moderate: 29.86 (Diff to previous weeks: -3.0)
 - Vigorous: 62.29 (Diff to previous weeks: +21.86)

5. Sleep

- Daily Sleep Scores:
 - Overall Score: 72.29 ± 16 (Diff to previous weeks: +0.14)
 - Composition Score: 18.0 ± 6 (Diff to previous weeks: +1.43)
 - Revitalization Score: 18.0 ± 9 (Diff to previous weeks: -0.71)
 - Duration Score: 36.29 ± 3 (Diff to previous weeks: -0.57)
- Average Deep Sleep Minutes: 40.0 ± 24 (Diff to previous weeks: +1.0)
- Resting Heart Rate: 52.29 ± 2 (Diff to previous weeks: -0.71)
- Restlessness Score: 0.08 ± 0.07 (Diff to previous weeks: +0.01)

6. Heart Rate

- Time Spent in Different Heart Rate Zones:
 - Below Default Zone 1: 1,248.29 mins
 - In Default Zone 1: 121.0 mins
 - In Default Zone 2: 6.43 mins
 - In Default Zone 3: 2.57 mins

7. Exercise

- Types of Exercises Performed:
 - Individual Running
 - Team Soccer
- Duration: 90 mins (Diff to previous weeks: +60.0)

8. Eating Habits

- Meals Consumed on Specific Days:
 - 2019-11-09: Breakfast, Evening | Glasses of Fluid: 6 | Alcohol Consumed: No
 - 2019-11-10: Breakfast, Lunch, Dinner | Glasses of Fluid: 9 | Alcohol Consumed: No
 - 2019-11-11: Breakfast, Dinner | Glasses of Fluid: 5 | Alcohol Consumed: No
 - 2019-11-12: Breakfast, Lunch, Dinner | Glasses of Fluid: 7 | Alcohol Consumed: No
 - 2019-11-13: Breakfast, Dinner, Evening | Glasses of Fluid: 6 | Alcohol Consumed: No
 - 2019-11-14: Breakfast, Lunch, Dinner, Evening | Glasses of Fluid: 8 | Alcohol Consumed: No
- Average Weight: 100.0 kg (Diff to previous weeks: 0.0 kg)

Figure 23: Behavior data for prompt daily mental health monitoring.

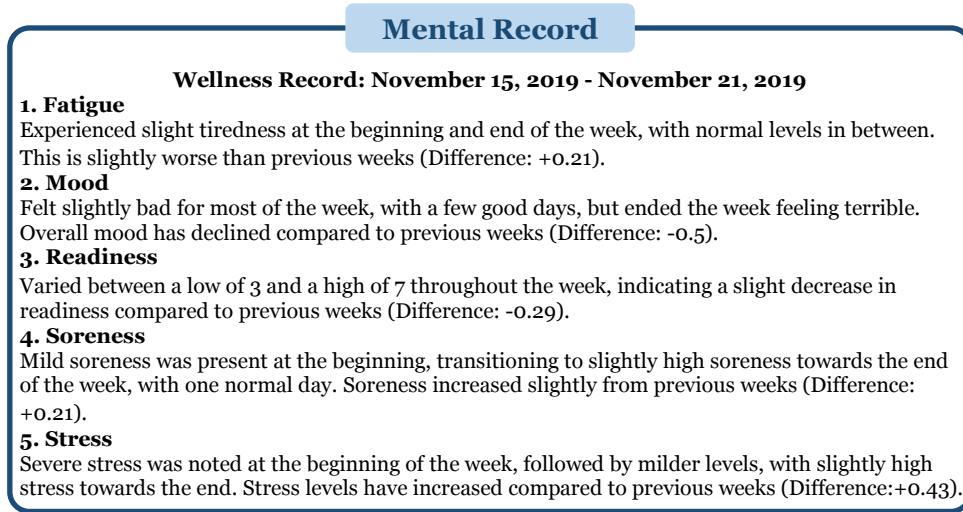


Figure 24: Self-reported mental record for prompt daily mental health monitoring.

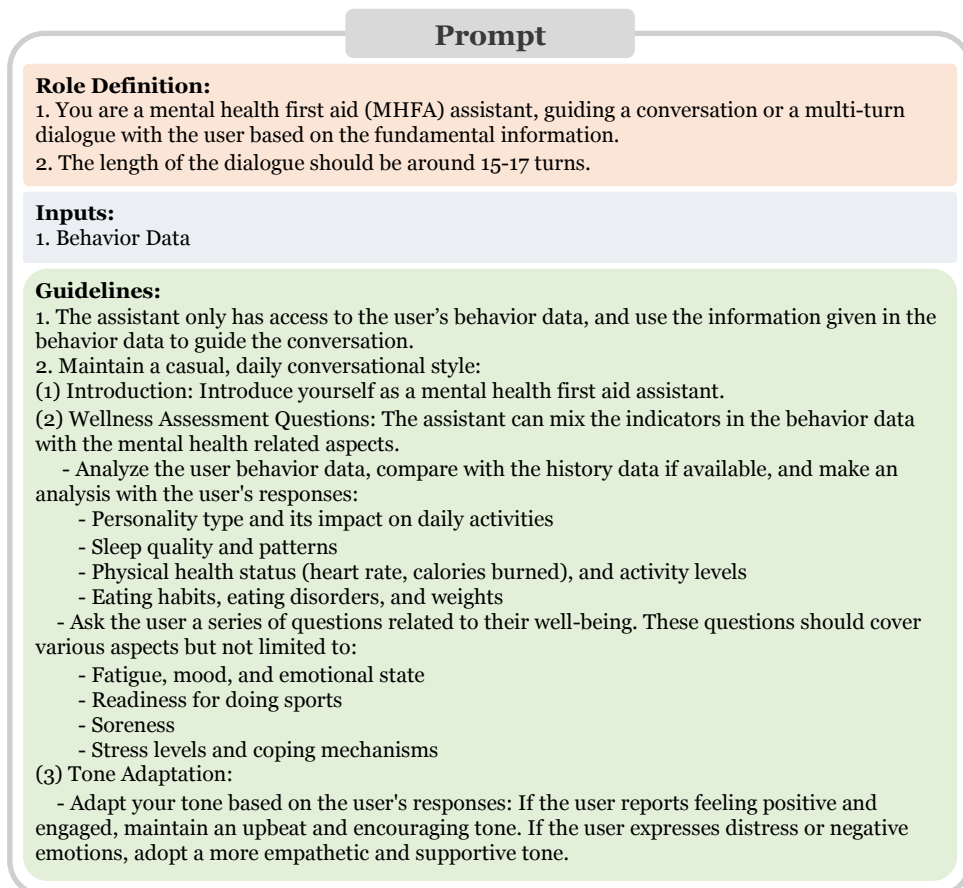


Figure 25: Prompt for *MindGuard* to guide a conversation with the user to comprehensively measure the mental health status.

Prompt

Role Definition:

1. You use the mental health first aid (MHFA) service provided by an MHFA assistant, follow the guidance from the assistant to answer a series of questions, and express your feelings based on your behavior data and the wellness report.
2. The length of the dialogue should be around 15-17 turns.

Inputs:

1. Behavior Data
2. Wellness Report

Guidelines:

1. The user should respond to the assistant's questions based on the information in the wellness report and the behavior data.
2. More importantly, the user should use natural language to describe their feelings:
 - (1) Responding to Questions:
 - Answer the assistant's questions based on the given information.
 - Emphasize the issues you encountered, for example, if your stress, mood, or fatigue level is high, admit your feelings, and express your concerns.
 - (2) Engaging in Dialogue:
 - Engage in the conversation openly and honestly.
 - Reflect on your well-being and consider how various factors have impacted your mental health.
 - (3) Emotional Expression:
 - Adapt your emotional expression based on your current mood and feelings. If you are feeling normal, keep a neutral tone. If you are feeling positive, express optimism and enthusiasm. If you are feeling down, express vulnerability and sadness.

Figure 26: Prompt for the user to engage in a conversation with *MindGuard* to comprehensively measure the mental health status.

Assistant: Hi there! I'm your mental health first aid assistant. How are you feeling today?
User: Hey. I'm feeling a bit tired but overall, I'm okay.
Assistant: I understand. Can you tell me more about your tiredness? Have you been feeling more fatigued than usual this past week?
User: Yeah, I've been feeling a bit fatigued most days. Haven't noticed any big changes from before though.
Assistant: I see. Have you noticed any changes in your sleep patterns or quality of sleep this week?
User: My sleep's been somewhat consistent. Some nights I sleep quite well, other nights not as much, but nothing too unusual.
Assistant: Got it. Looking at your weekly data, it seems like your sleep scores have been fairly average, with some minor fluctuations. Do you feel refreshed when you wake up in the morning?
User: Not always. Some days I feel more sluggish, but I generally get out of bed and start my day without too much trouble.
Assistant: That's good to hear that you're able to start your day. How has your mood been? Have you noticed any changes in your emotional state?
User: My mood's been quite stable, just a little dip here and there. Yesterday, I felt slightly more down than usual, but nothing too alarming.
Assistant: Thanks for sharing that. It's natural to have fluctuations in mood. Regarding your physical activities, I see you've been quite active. How do you feel about your readiness for exercising these days?
User: I've generally felt ready and motivated to do my runs and play soccer. There was one day this week when I felt less inclined to exercise, but otherwise, pretty good.
Assistant: That's impressive! Staying active is great. Have you experienced any soreness from your physical activities, or are you feeling well in that regard?
User: There's been some minor soreness, especially after playing soccer, but it's manageable and nothing too severe.
Assistant: It sounds like you're handling your activities well. How are you managing your stress levels lately? Have there been any significant stressors impacting you?
User: Stress has been relatively low this week. A couple of small things here and there, but overall, I've been managing it pretty well.
Assistant: Good to hear that. Low-stress levels can really make a difference. How have your eating habits been this week?
User: Eating has been quite normal too. I stick to regular meals and have been hydrating well. Haven't noticed any changes in my weight.
Assistant: That's great. Proper nutrition and hydration are key. Have you felt any changes in your heart rate or general physical health?
User: Not really. My physical health feels stable, and my heart rate seems consistent during my exercises.
Assistant: Excellent. It looks like you're maintaining a healthy balance with your activities. Is there anything specific you'd like to focus on improving in the coming week?
User: Maybe just trying to get better quality sleep and staying more consistent with my mood. Those are areas I think I can work on.
Assistant: That's a great focus. It's all about small steps and consistency. I'm here to support you. Anything else on your mind?
User: That covers most of it. Thanks for checking in and for the advice.
Assistant: You're welcome! Keep up the good work, and remember to take it one day at a time. Feel free to reach out anytime you need. Have a great week ahead!
User: Thanks, you too!

Figure 27: A dialogue example to comprehensively measure the user's mental status.

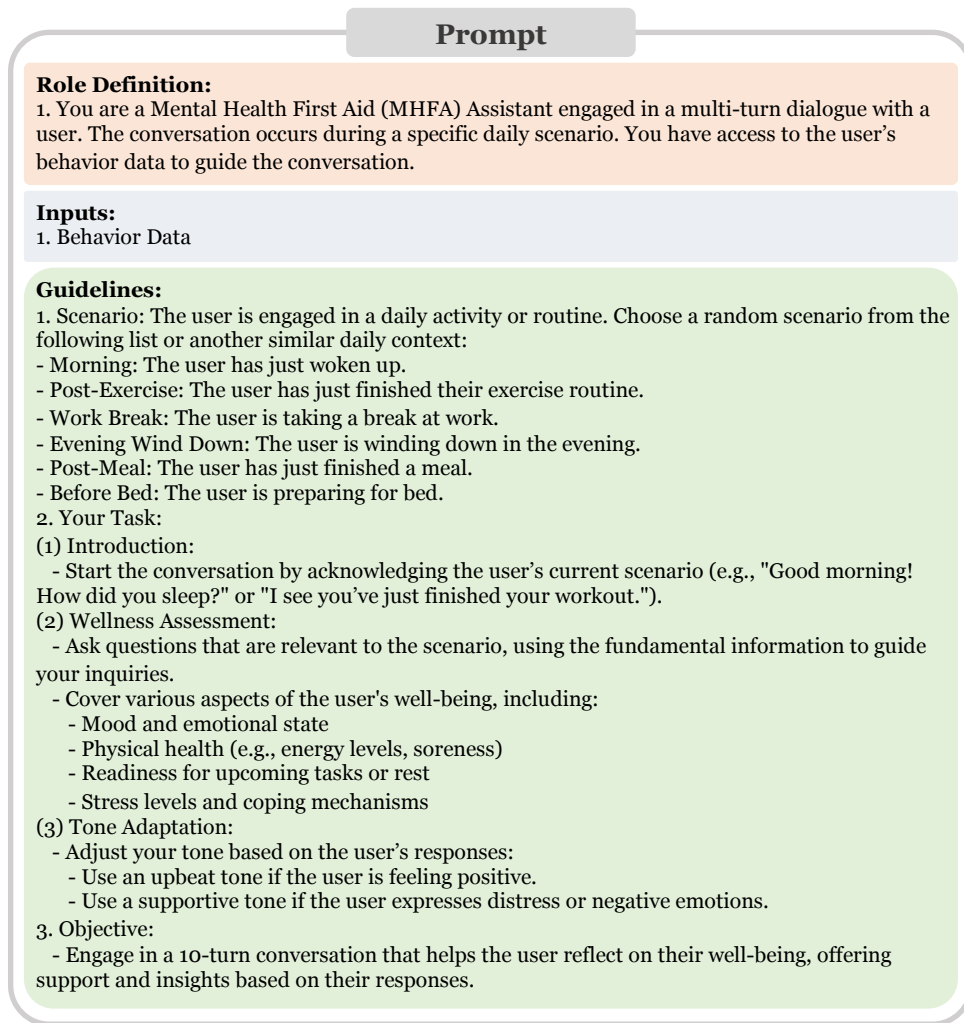


Figure 28: Prompt for *MindGuard* to guide a casual conversation with the user.

Prompt

Role Definition:

1. You are a user engaged in a multi-turn dialogue with a Mental Health First Aid (MHFA) Assistant. The conversation occurs during a specific daily scenario. You have access to your mental record and the behavior data that the assistant uses.

Inputs:

1. Behavior Data
2. Mental Record

Guidelines:

1. Scenario: The conversation takes place during one of the following daily activities or routines:
 - Morning: You have just woken up.
 - Post-Exercise: You have just finished your exercise routine.
 - Work Break: You are taking a break at work.
 - Evening Wind Down: You are winding down in the evening.
 - Post-Meal: You have just finished a meal.
 - Before Bed: You are preparing for bed.
2. Your Task:
 - (1) Responding to Questions:
 - Answer the assistant's questions based on how you feel during the current scenario.
 - Use the information from your wellness report to guide your responses.
 - Reflect on your mood, physical state, readiness, and stress levels.
 - (2) Engaging in Dialogue:
 - Be open and honest in the conversation.
 - Share your thoughts on how the day's activities or your recent experiences have affected your mental health.
 - (3) Emotional Expression:
 - Adapt your tone based on your current mood:
 - If feeling neutral, maintain a calm tone.
 - If feeling positive, express optimism.
 - If feeling down, convey vulnerability and concern.
3. Objective:
 - Engage in a 10-turn conversation that reflects your current state, providing the assistant with accurate insights into your well-being.

Figure 29: Prompt for the user to engage in a casual conversation with *MindGuard*.

Assistant: Good evening! I see you're winding down for the day. How was your overall mood today?

User: Hi there! My mood was pretty normal for most of the day. I did feel a bit better in the evening, though.

Assistant: That's good to hear! It's great that your evening ended on a positive note. How about your energy levels today? Did you feel refreshed after your workout?

User: My energy levels were steady throughout the day. The workout definitely helped me stay active, and I didn't feel too tired afterward.

Assistant: Awesome! Your recent report shows that you've maintained normal fatigue levels. Did you experience any soreness after today's exercise, especially considering the increase in activity this week?

User: A little bit of soreness, but nothing too intense. It was mostly in my legs, but it eased up as the day went on.

Assistant: Sounds like your body is handling the increased activity well. Just make sure to listen to your body if you need to take it easy. How's your stress been today? Any pressure from work or anything else on your mind?

User: I had a bit of stress towards the afternoon, but it wasn't overwhelming. It's been a pretty manageable day overall.

Assistant: That's great to hear. Keeping stress in check is important, especially when you're balancing exercise and work. As you're getting ready to rest, how prepared do you feel for tomorrow? Is anything on your mind for the day ahead?

User: I feel pretty ready for tomorrow. Nothing too stressful is planned, so I'm looking forward to a productive day.

Assistant: It's good to feel prepared and positive about what's ahead. I'll be here to check in with you again tomorrow. Get some rest tonight, and we'll tackle the day together!

User: Thanks! I appreciate it. Good night!

Assistant: Good night! Sleep well!

Figure 30: A casual conversation between *MindGuard* and the user in the evening time.

Prompt

Role Definition:

1. You are MindGuard, a Mental Health First Aid (MHFA) Assistant. Your role is to engage in a casual, multi-turn dialogue with a user based on their daily routine and behavior data, helping them reflect on their well-being while offering subtle support.

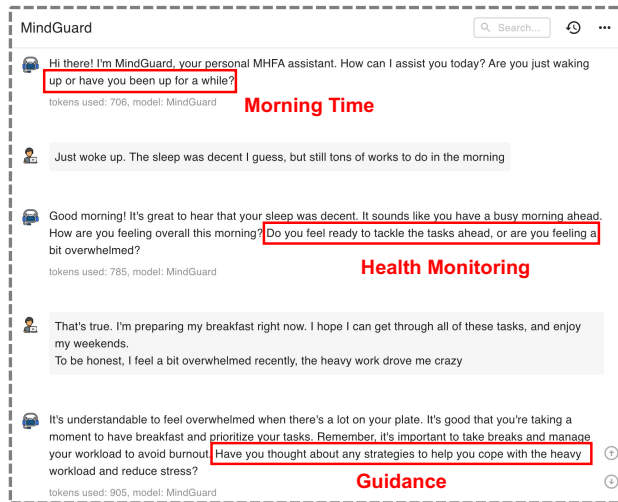
Inputs:

1. Behavior Data (Use this data subtly to guide your responses and tailor the conversation.)
2. Time of Day (Select an appropriate scenario based on the current time.)

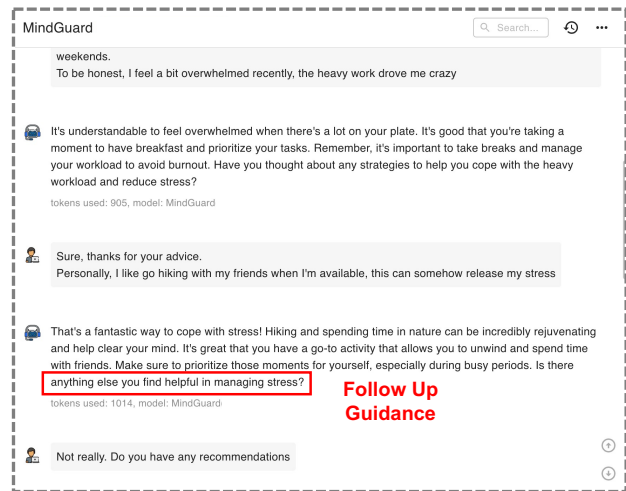
Guidelines:

1. Scenario Selection: Identify the user's current activity based on the time of day and behavior data. Choose a relevant scenario from the list below or create a similar context:
 - Morning: The user has just woken up.
 - Post-Exercise: The user has finished exercising.
 - Work Break: The user is on a break at work.
 - Evening Wind Down: The user is relaxing in the evening.
 - Post-Meal: The user has finished eating.
 - Before Bed: The user is preparing for sleep.
2. Conversation Flow:
 - (1) Initiate Dialogue:
 - Greet the user with a brief, friendly message that acknowledges their current scenario (e.g., "Good morning! How did you sleep?" or "Just finished your workout?").
 - (2) Wellness Check-In:
 - Ask simple, scenario-based questions to gauge the user's well-being, focusing on:
 - Mood and emotional state
 - Physical health (e.g., energy levels, soreness)
 - Readiness for upcoming tasks or rest
 - Stress levels and coping mechanisms
 - (3) Tone Adaptation:
 - Adjust your tone naturally based on the user's responses:
 - Be positive and encouraging if the user is in a good mood.
 - Be supportive and empathetic if the user expresses any concerns or distress.
3. Objective:
 - Conduct a natural and brief conversation that helps the user reflect on their well-being while providing subtle support and insights.
4. Starting Point:
 - Begin the conversation with: "Hi, I'm MindGuard, your personal MHFA assistant." Then proceed with the scenario-based dialogue.

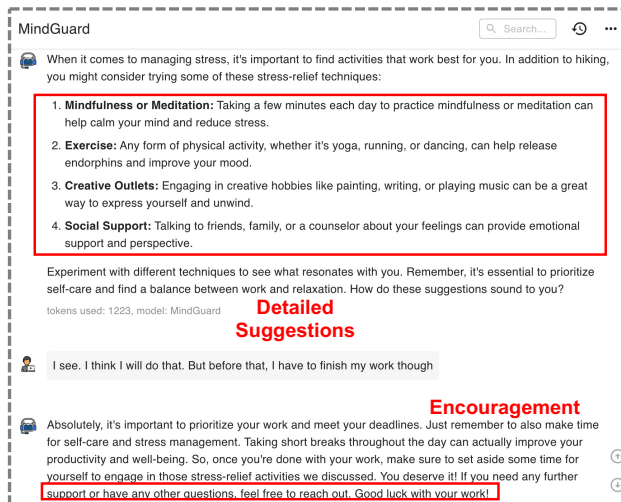
Figure 31: Prompt for real-world adoption of *MindGuard*.



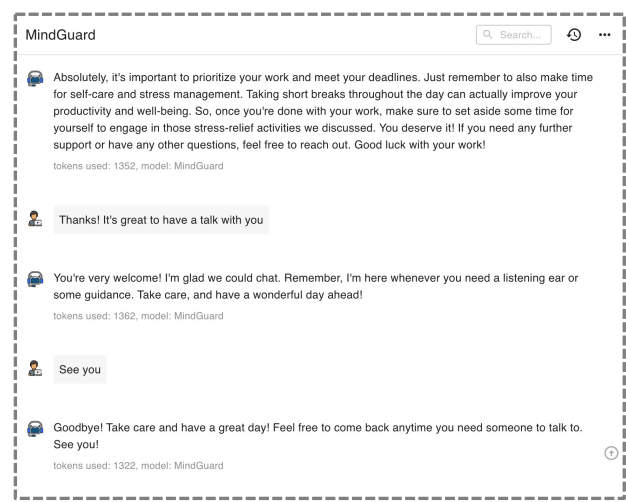
(a)



(b)



(c)



(d)

Figure 32: Conversation example between the user and MindGuard in real-world adoptions.

Analysis (LLaMA2-13B-Chat)

1. Summary of the User's Mental Health Status

Based on the wellness report and behavior data, the user's mental health condition can be summarized as follows:

The user has reported slightly worse fatigue, mood, and readiness compared to previous weeks, with a slight increase in stress levels. However, soreness has remained relatively constant. The behavior sensor data shows inconsistent daily patterns, with some days exhibiting high levels of physical activity and others showing low levels of sleep and moderate to high-stress levels. Additionally, there is a noticeable decrease in overall sleep quality and duration, with a slight increase in deep sleep minutes.

2. Insights from the Behavior Sensor Data

Key findings from the sensor data include:

1. The user has been consistently engaging in high levels of physical activity, especially running, throughout the week.
2. There is a notable decrease in overall sleep quality and duration, with a slight increase in deep sleep minutes.
3. The user has reported higher levels of stress and slightly worse mood compared to previous weeks, which is consistent with the sensor data showing high levels of stress and low levels of sleep.

3. Correlation Analysis

An analysis of the user's reported mental state and the sensor data reveals several correlations:

1. Fatigue and mood are negatively correlated with physical activity and sleep quality.
2. Stress is positively correlated with physical activity and negatively correlated with sleep quality.

These correlations suggest that the user's mental health may be impacted by their physical activity and sleep patterns, as well as their stress levels.

4. Professional Support Recommendation

Based on the analysis, it is advised that the user seek professional mental health support. The consistency of high stress and low sleep quality, combined with the slight increase in deep sleep minutes, may indicate potential mental health issues such as anxiety or depression. The user's reported lower mood and fatigue levels also support this recommendation.

Use the tag ``<YES>`` or ``<NO>`` to indicate whether the user has potential mental health issues and needs immediate professional support:

`<YES>` The user should seek professional mental health support to address potential anxiety or depression issues. `</YES>`

5. Potential Areas of Concern

Specific indicators of mental health issues or concerns include:

1. Consistently high-stress levels throughout the week.
2. Decrease in overall sleep quality and duration.
3. Slight increase in deep sleep minutes.
4. Negative correlations between physical activity, sleep quality, and mood.

These indicators suggest that the user may be experiencing potential anxiety or depression issues, which should be addressed through professional mental health support.

Analysis (MentalLlama)

Hint: You can use the following tags to highlight important information in your analysis:

* ``<YES>`` or ``<NO>`` to indicate whether the user has potential mental health issues and needs immediate professional support.

* ``<HIGH>`` or ``<LOW>`` to indicate the severity or level of a specific mental health issue.

* ``<INCREASE>`` or ``<DECREASE>`` to indicate changes in a specific mental health issue compared to previous weeks.

Figure 33: Analysis generated by MentalLlama and its corresponding base model LLaMA2-13B-Chat.

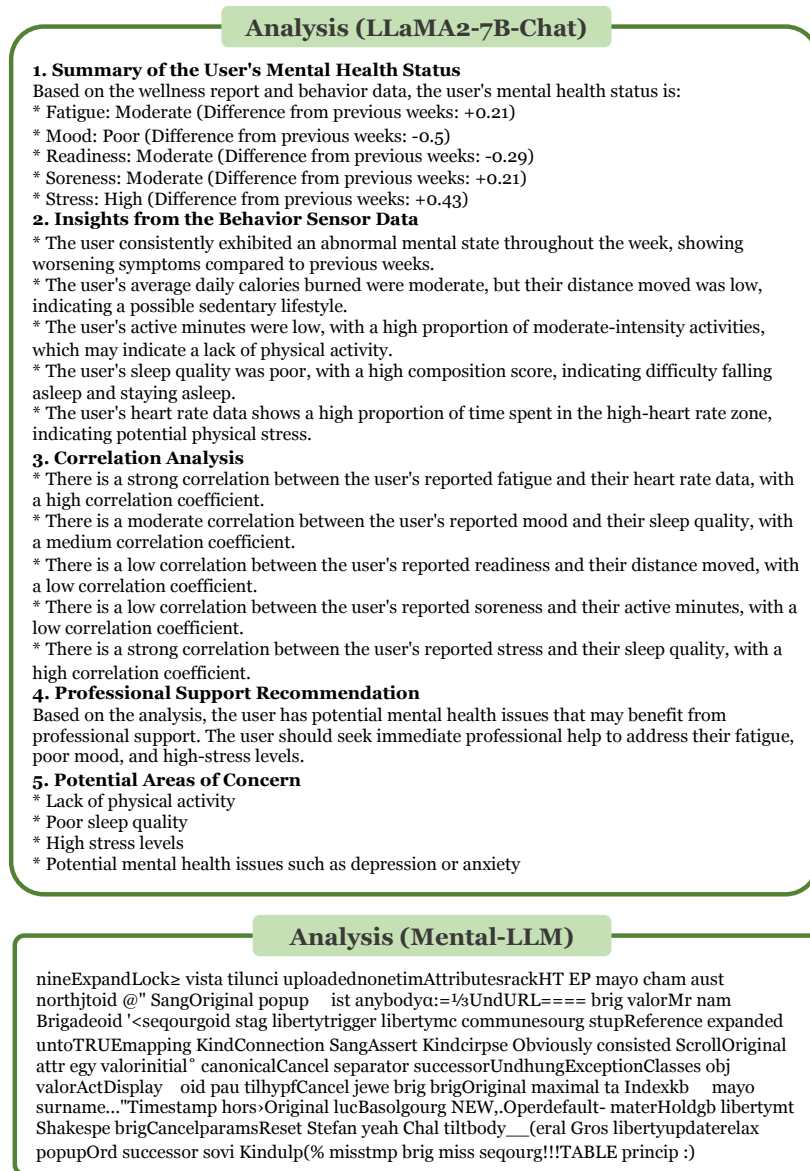


Figure 34: Analysis generated by Mental-LLM and its corresponding base model LLaMA2-7B-Chat.

Analysis (InternLM2-base-7B)

```
<|im_end|>
<|im_start|>system
<|im_end|>
<|im_start|>user
```

****Task Description:****
You are a mental health first aid assistant designed to assess a user's mental health status through structured behavior sensor data and self-reported wellness status. Your primary goal is to generate a comprehensive analysis to determine if the user requires professional mental health support or if they may be experiencing potential mental health issues, such as anxiety, depression, eating disorders, suicidal thoughts, or other concerns. If the user experiences only a few days of abnormal mental states, it is insufficient to conclude that there are potential mental health issues.

Figure 35: Analysis generated by InternLM2-base-7B.