

Benchmarking Large Language Model Uncertainty for Prompt Optimization

Pei-Fu Guo *

National Taiwan University
r12922217@csie.ntu.edu.tw

Yun-Da Tsai *

National Taiwan University
f08946007@csie.ntu.edu.tw

Shou-De Lin

National Taiwan University
sdlin@csie.ntu.edu.tw

Abstract

Prompt optimization algorithms for Large Language Models (LLMs) excel in multi-step reasoning but still lack effective uncertainty estimation. This paper introduces a benchmark dataset to evaluate uncertainty metrics, focusing on Answer, Correctness, Aleatoric, and Epistemic Uncertainty. Through analysis of models like GPT-3.5-Turbo and Meta-Llama-3.1-8B-Instruct, we show that current metrics align more with Answer Uncertainty, which reflects output confidence and diversity, rather than Correctness Uncertainty, highlighting the need for improved metrics that are optimization-objective-aware to better guide prompt optimization. Our code and dataset are available at <https://github.com/OFrett/PO-Uncertainty-Benchmarking>.

1 Introduction

Prompting methods for large language models (LLMs) have gained significant attention for their ability to enhance reasoning capabilities through multi-step processes, such as Chain of Thought (CoT) (Wei et al., 2022), Tree of Thought (Yao et al., 2024), and ReAct (Yao et al., 2022). These approaches can be extended by incorporating search algorithms to optimize prompts, utilizing techniques like Monte Carlo Tree Search LATS (Zhou et al., 2023a) STaR (Zelikman et al., 2022), bandit algorithms LongPO (Hsieh et al., 2023), and gradient-style search OPRO (Yang et al., 2023; Guo et al., 2023). A key element in these search and optimization algorithms is uncertainty estimation, which is vital for guiding decisions, balancing exploration and exploitation, and improving algorithm efficiency. Uncertainty estimation techniques, such as those used in bandit algorithms or Bayesian optimization, can dynamically adjust learning rates or hyperparameters. In combinatorial optimization (e.g., genetic algorithms or simulated

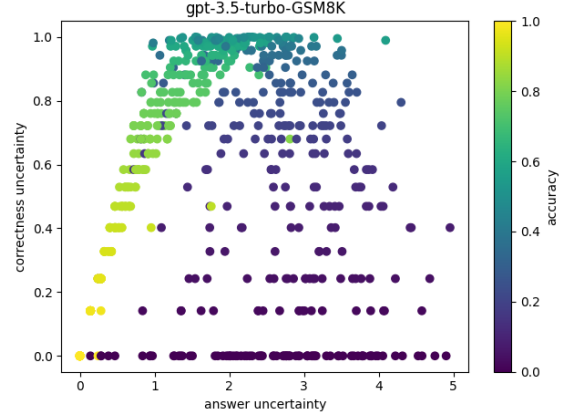


Figure 1: A reliable uncertainty quantification metric targeting correctness of binary classification problem exhibits 50% accuracy when uncertainty is at its highest. On the contrary, most existing uncertainty quantification metrics are designed to capture the confidence (diversity) of responses fails to be sufficient for prompt optimization tasks.

annealing), uncertainty estimation informs heuristic decisions like mutation rates or temperature adjustments. Hence, developing robust methods to quantify uncertainty in LLMs, particularly for prompt optimization, is essential.

Previous approaches to measuring uncertainty in LLMs primarily rely on token-level or sentence-level generation likelihoods, often represented by metrics like token disparity probability (Wang and Zhou, 2024), predictive entropy (Andrey Malinin, 2020) and reciprocal of perplexity (Chen et al., 1998). These techniques have been used for bias calibration Zhou et al. (2023b), controllable decoding (Zhu et al., 2024), and LLM planning (Ren et al., 2023). However, we argue that such token-level uncertainty measurements are more indicative of model output confidence or output diversity, which may not align with the needs of multi-step reasoning or prompt optimization tasks. In these contexts, uncertainty estimation should guide the

*Both authors contributed equally to this research.

search process itself. For example, in tree-based reasoning, the uncertainty at each node should help steer the search direction in line with the search objectives rather than simply reflecting model confidence or output variability. We further justify our hypothesis in Figure 1 and illustrates the relationship between LLM correctness uncertainty, answer uncertainty (diversity), and response accuracy in the GSM8K dataset. A reliable uncertainty quantification metric targeting correctness of binary classification problem exhibits 50% accuracy when uncertainty is at its highest. On the contrary, answer uncertainty, designed to capture the confidence (diversity) of responses fails to be sufficient for prompt optimization tasks.

In this work, we propose a benchmark dataset designed to evaluate each uncertainty type for uncertainty quantification metrics specifically for prompt optimization tasks. By performing extensive sampling on LLMs, we construct large, tree-structured reasoning traces from model outputs. Once these traces are built, we compute various types of uncertainty, including Answer Uncertainty, Correctness Uncertainty, Aleatoric Uncertainty, and Epistemic Uncertainty. This benchmark allows us to assess different uncertainty estimation techniques and determine which are most aligned with the specific requirements of prompt optimization.

2 Building Uncertainty Type Benchmark

The benchmark dataset aims at evaluate the uncertainty of prompt optimization for multi-step reasoning. Figure 2 shows our benchmark workflow. The construction workflow is consist of three steps in every level 1. Random Perturb 2. Random Sampling 3. Calculate Uncertainty.

Random Perturb We first perturb each input question x by prompting language model to regenerate M new questions $\{x_j\}_{j=1}^M$ that preserve the original meaning. For each perturbed question x_j

Random Sampling we perform K rounds of answer sampling with temperature, yielding a set of responses $\{y_{jk}\}_{k=1}^K$. We then use the $j * k$ responses to compute black-box uncertainty metrics and uncertainty ground truth of input question.

Calculate Uncertainty After running the generation procedure for every input questions, we gather benchmark data of uncertainty metrics and corresponding ground truth values. We then conduct statistical analysis on uncertainty metrics and ground truth including calculating correlation

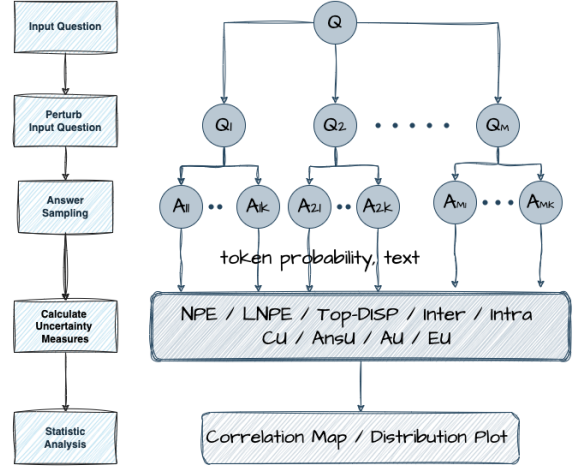


Figure 2: The benchmark dataset aims at evaluate the uncertainty of prompt optimization for multi-step reasoning. The construction workflow is consist of three steps in every level 1. Random perturb the input question 2. Random sample model output with temperature 3. Calculate uncertainty based on different measurements.

$Corr(U_{metric}, U_{true})$ and visualizing the relation between the two. These analysis allows us to evaluate how effectively each metric quantifies different types of true uncertainty across questions. The detail of each uncertainty measurements are in Section 3.

3 Uncertainty Type

Uncertainty can be refer to different aspect and various form. For example, uncertainty about the question (input) and the Fidelity to the answer (output) generated by language models can be very different (Zhang et al., 2024). In our study, we quantify the following types of uncertainty:

Answer Uncertainty (AnsU) reflects the confidene and diversity of possible answers. For example, in a question-answering system, high answer uncertainty indicates that the model is considering a wide range of plausible responses, which can be useful for exploring multiple hypotheses. Answer Uncertainty is measured as the entropy of the output answer distribution.

$$AnsU(x) = - \sum_i p(y_i|x) \log p(y_i|x)$$

where $p(y_i|x)$ is the probability of output answer y_i obtain from $\{x_j\}$ given the input x .

Correctness Uncertainty (CU) provides insights into the proportion of correct answers generated by the model. For example, in a medical diagnosis

system, high correctness uncertainty indicates that the model’s prediction may be unreliable, suggesting the need for additional verification or expert consultation. Correctness Uncertainty is calculated as the entropy of the output correctness distribution.

$$CU(x) = - \sum_i p(c_i|x) \log p(c_i|x)$$

where $p(c_i|x)$ represents the probability of correctness c_i (whether an answer is correct or incorrect) obtain from $\{x_j\}$ given the input x .

Aleatoric Uncertainty (AU) arises from inherent data vagueness and is due to the randomness or noise present in the data itself. For example, if asked ‘What time is the meeting?’, even if the LLM had access to a detailed schedule, it might still be uncertain because the question doesn’t specify which meeting is being referred to, making it inherently vague.

Epistemic Uncertainty (EU) originates from the limitations of the model itself and is related to the model’s knowledge and understanding, which can be improved with more data or refined algorithms. For instance, a language model trained on a limited dataset might show high epistemic uncertainty in underrepresented domains or languages, reflecting gaps in its training data.

Aleatoric and Epistemic Uncertainty are calculated using the DEEP ENSEMBLES method (Balaji Lakshminarayanan, 2016). In our case, θ represents the perturbed question instead of model parameters. Epistemic Uncertainty captures the disagreement between different perturbations, measured by the mutual information $I(Y; \theta|X)$. Aleatoric Uncertainty reflects the inherent data noise and is represented as $\mathbb{E}_{q(\theta|D)}[H(q(Y|X, \theta))]$, where the expectation is taken over the perturbed questions θ . The total predictive uncertainty is expressed as :

$$H(q(Y|X)) = \underbrace{I(Y; \theta|X)}_{\text{Epistemic Uncertainty}} + \underbrace{\mathbb{E}_{q(\theta|D)}[H(q(Y|X, \theta))]}_{\text{Aleatoric Uncertainty}}$$

Each type of uncertainty addresses different aspects and has distinct applications. Understanding and managing these different types of uncertainty can lead to more robust and reliable models across various domains.

4 Quantification Metrics

In our experiments, we evaluate the different type of black-box uncertainty metrics, including decoding-probability-based and verbalized-based.

Normalized Predictive Entropy (NPE)(Andrey Malinin, 2020) measures the

uncertainty of generated text by calculating the average entropy of possible output sequences given an input context x .

$$\text{NPE}(x) = \frac{1}{N} \sum_n \sum_i \ln p(s_i|s_{<i})$$

where N is the number of generations and s_i is the i -th token of sentence s .

Length-Normalized Predictive Entropy (LNPE)(Andrey Malinin, 2020) adjusts for sentence length by normalizing the entropy with the number of tokens. This ensures fair comparison across different sentence lengths S_n .

$$\text{LNPE}(x) = \frac{1}{N} \sum_n \left(\frac{1}{S_n} \right) \sum_i \ln p(s_i|s_{<i})$$

TopK-Token Disparity (Top-DISP) is based on the concept introduced by (Xuezhi Wang, 2024), which suggests that a larger difference between the top-1 and top-2 token probabilities correlates with higher confidence in the model answer. The metric calculates the average difference in probability between the top-1 and top-2 tokens for each token within the output sequence and further averages them across multiple outputs.

$$\text{Top-DISP}(x) = -\frac{1}{N} \sum_n \left(\frac{1}{S_n} \right) \sum_i \left| \ln \frac{p(s_{i,\text{top1}}|s_{<i})}{p(s_{i,\text{top2}}|s_{<i})} \right|$$

Intra-Sample Similarity (Intra)(Gao et al., 2024) computes the average of the uncertainties discerned individually for each sample output. Following the approach used in SPUQ, we utilize verbalized uncertainty method (Stephanie Lin, 2022) to obtain the uncertainty articulated by the LLM for each perturbed input and output pair $c(x_i, y_i)$.

$$\text{Intra}(x) = -\frac{\sum_{i=0}^k c(x_i, y_i)}{k+1}$$

5 Evaluation

We evaluate each uncertainty quantification metrics and show the correlation between different uncertainty type. We also visualize the uncertainty estimation distributions of each uncertainty quantification metrics.

5.1 Dataset and LLMs

We conduct experiments using GSM8K (Cobbe et al., 2021) and StrategyQA (Geva et al., 2021), which involve multi-step math problems and complex reasoning, respectively. We selected these

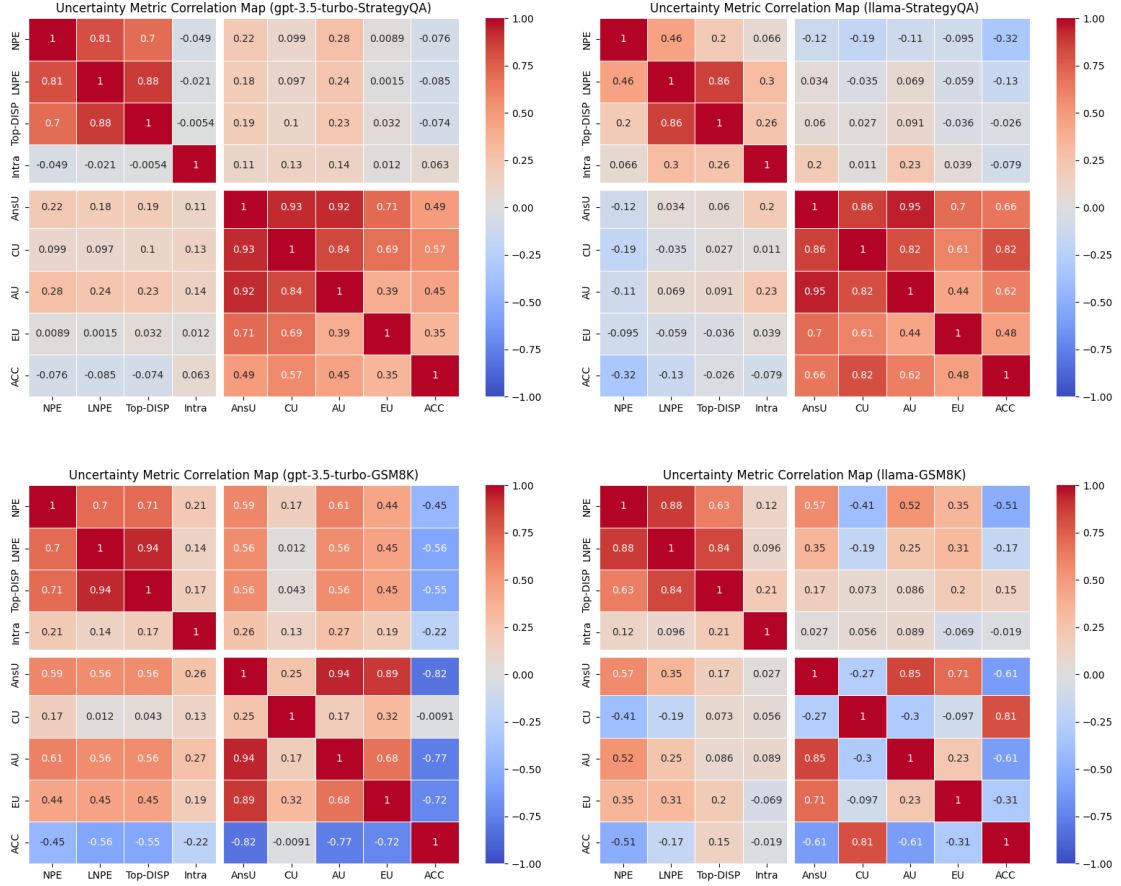


Figure 3: We evaluate each uncertainty metrics with our benchmark and calculate the correlation between each uncertainty type. The map shows that all metrics are closer to answer uncertainty (confidence/diversity) but rather than correctness uncertainty. This indicates that these existing uncertainty quantification metrics are not suitable for prompt optimization algorithms.

datasets because they have exact ground truth answer and involve different types of knowledge and problem-solving tasks. We use two large language models, GPT-3.5-Turbo (OpenAI, 2023) and Meta-Llama-3.1-8B-Instruct (Dubey et al., 2024), to showcase that our benchmarking method is suitable for both commercial and open-source LLMs of varying sizes.

5.2 Evaluation Results

In this section, we conclude several findings from our evaluation results.

Existing uncertainty quantification metrics are insufficient to reflect correctness uncertainty. As shown in figure 3, the correlation map show that all metrics are closer to answer uncertainty (diversity) but rather than correctness uncertainty. These results justify our hypothesis that these uncertainty quantification metrics are not suitable for prompt optimization tasks.

Existing uncertainty quantification metrics mostly reflects Aleatoric Uncertainty. As shown

in figure 3, the correlation map shows that existing work are more relevant to aleatoric uncertainty rather than epistemic uncertainty (model-wise). Aleatoric uncertainty arises from the inherent variability of natural language, where multiple or even an infinite number of valid outputs can exist for the same input. Epistemic uncertainty, on the other hand, is due to the lack of knowledge or suboptimal modeling. Our benchmark help identify these uncertainty spectrum and help applying the suitable metric on different tasks.

6 Conclusion

We created a benchmark dataset for uncertainty metrics for LLM prompt optimization, finding that existing metrics focus on Answer Uncertainty (output diversity) rather than Correctness Uncertainty. This gap indicates the need for improved metrics that are optimization-objective-aware to better guide prompt optimization. Our findings provide a basis for enhancing LLM reasoning performance through more accurate uncertainty estimation.

Limitations

This benchmark is limited by its focus on a narrow set of models (GPT-3.5-Turbo and Meta-Llama-3.1-8B-Instruct) and limited random sampling for LLM outputs since the depth of multi-step reasoning path (10 times sampling for each step) grows exponentially. Testing on more diverse models and uncertainties could enhance generalization. The datasets used, GSM8K and StrategyQA, may not fully capture real-world complexity, and the black-box model approach restricts deeper uncertainty analysis. These factors suggest areas for future improvement in uncertainty quantification and broader application.

References

- Mark Gales Andrey Malinin. 2020. [Uncertainty estimation in autoregressive structured prediction](#). arXiv:2002.07650. Version 5.
- Charles Blundell Balaji Lakshminarayanan, Alexander Pritzel. 2016. [Simple and scalable predictive uncertainty estimation using deep ensembles](#). arXiv:1612.01474. Version 3.
- Stanley F Chen, Douglas Beeferman, and Roni Rosenfeld. 1998. Evaluation metrics for language models.
- Karl Cobbe, Vineet Kosaraju, Mohammad Bavarian, Mark Chen, Heewoo Jun, Lukasz Kaiser, Matthias Plappert, Jerry Tworek, Jacob Hilton, Reiichiro Nakano, et al. 2021. Training verifiers to solve math word problems. *arXiv preprint arXiv:2110.14168*.
- Yun Da Tsai and Shou De Lin. 2022. Fast on-line inference for nonlinear contextual bandit based on generative adversarial network. *arXiv preprint arXiv:2202.08867*.
- Abhimanyu Dubey, Abhinav Jauhri, Abhinav Pandey, Abhishek Kadian, Ahmad Al-Dahle, Aiesha Letman, Akhil Mathur, Alan Schelten, Amy Yang, Angela Fan, Anirudh Goyal, Anthony Hartshorn, Aobo Yang, Archi Mitra, Archie Sravankumar, Artem Korenev, Arthur Hinsvark, Arun Rao, Aston Zhang, Aurelien Rodriguez, Austen Gregerson, Ava Spataru, Baptiste Roziere, Bethany Biron, Binh Tang, Bobbie Chern, Charlotte Caucheteux, Chaya Nayak, Chloe Bi, Chris Marra, Chris McConnell, Christian Keller, Christophe Touret, Chunyang Wu, Corinne Wong, Cristian Canton Ferrer, Cyrus Nikolaidis, Damien Allonsius, Daniel Song, Danielle Pintz, Danny Livshits, David Esiobu, Dhruv Choudhary, Dhruv Mahajan, Diego Garcia-Olano, Diego Perino, Dieuwke Hupkes, Egor Lakomkin, Ehab AlBadawy, Elina Lobanova, Emily Dinan, Eric Michael Smith, Filip Radenovic, Frank Zhang, Gabriel Synnaeve, Gabrielle Lee, Georgia Lewis Anderson, Graeme Nail, Gregoire Mialon, Guan Pang, Guillem Cucurell, Hailey Nguyen, Hannah Korevaar, Hu Xu, Hugo Touvron, Iliyan Zarov, Imanol Arrieta Ibarra, Isabel Kloumann, Ishan Misra, Ivan Evtimov, Jade Copet, Jaewon Lee, Jan Geffert, Jana Vranes, Jason Park, Jay Mahadeokar, Jeet Shah, Jelmer van der Linde, Jennifer Billock, Jenny Hong, Jenya Lee, Jeremy Fu, Jianfeng Chi, Jianyu Huang, Jiawen Liu, Jie Wang, Jiecao Yu, Joanna Bitton, Joe Spisak, Jongsoo Park, Joseph Rocca, Joshua Johnstun, Joshua Saxe, Junteng Jia, Kalyan Vasuden Alwala, Kartikeya Upasani, Kate Plawiak, Ke Li, Kenneth Heafield, Kevin Stone, Khalid El-Arini, Krithika Iyer, Kshitiz Malik, Kuenley Chiu, Kunal Bhalla, Lauren Rantala-Yearly, Laurens van der Maaten, Lawrence Chen, Liang Tan, Liz Jenkins, Louis Martin, Lovish Madaan, Lubo Malo, Lukas Blecher, Lukas Landzaat, Luke de Oliveira, Madeline Muzzi, Mahesh Pasupuleti, Mannat Singh, Manohar Paluri, Marcin Kardas, Mathew Oldham, Mathieu Rita, Maya Pavlova, Melanie Kambadur, Mike Lewis, Min Si, Mitesh Kumar Singh, Mona Hassan, Naman Goyal, Narjes Torabi, Nikolay Bashlykov, Nikolay Bogoychev, Niladri Chatterji, Olivier Duchenne, Onur Celebi, Patrick Alrassy, Pengchuan Zhang, Pengwei Li, Petar Vasic, Peter Weng, Prajjwal Bhargava, Pratik Dubal, Praveen Krishnan, Punit Singh Koura, Puxin Xu, Qing He, Qingxiao Dong, Ragavan Srinivasan, Raj Ganapathy, Ramon Calderer, Ricardo Silveira Cabral, Robert Stojnic, Roberta Raileanu, Rohit Girdhar, Rohit Patel, Roman Sauvestre, Ronnie Polidoro, Roshan Sumbaly, Ross Taylor, Ruan Silva, Rui Hou, Rui Wang, Saghar Hosseini, Sahana Chennabasappa, Sanjay Singh, Sean Bell, Seohyun Sonia Kim, Sergey Edunov, Shao-liang Nie, Sharan Narang, Sharath Rapparthi, Sheng Shen, Shengye Wan, Shruti Bhosale, Shun Zhang, Simon Vandenhende, Soumya Batra, Spencer Whitman, Sten Sootla, Stephane Collot, Suchin Gururangan, Sydney Borodinsky, Tamar Herman, Tara Fowler, Tarek Sheasha, Thomas Georgiou, Thomas Scialom, Tobias Speckbacher, Todor Mihaylov, Tong Xiao, Ujjwal Karn, Vedanuj Goswami, Vibhor Gupta, Vignesh Ramanathan, Viktor Kerkez, Vincent Gouget, Virginie Do, Vish Vogeti, Vladan Petrovic, Weiwei Chu, Wenhan Xiong, Wenyin Fu, Whitney Meers, Xavier Martinet, Xiaodong Wang, Xiaoqing Ellen Tan, Xinfeng Xie, Xuchao Jia, Xuwei Wang, Yaelle Goldschlag, Yashesh Gaur, Yasmine Babaei, Yi Wen, Yiwen Song, Yuchen Zhang, Yue Li, Yuning Mao, Zacharie Delphierre Coudert, Zheng Yan, Zhengxing Chen, Zoe Papakipos, Aaditya Singh, Aaron Grattafiori, Abha Jain, Adam Kelsey, Adam Shajnfeld, Adithya Gangidi, Adolfo Victoria, Ahuva Goldstand, Ajay Menon, Ajay Sharma, Alex Boesenberg, Alex Vaughan, Alexei Baevski, Allie Feinstein, Amanda Kallet, Amit Sangani, Anam Yunus, Andrei Lupu, Andres Alvarado, Andrew Caples, Andrew Gu, Andrew Ho, Andrew Poulton, Andrew Ryan, Ankit Ramchandani, Annie Franco, Aparajita Saraf, Arkabandhu Chowdhury, Ashley Gabriel, Ashwin Bharambe, Assaf Eisenman, Azadeh Yazdan, Beau James, Ben Maurer, Benjamin Leonhardi, Bernie Huang, Beth Loyd, Beto De Paola, Bhargavi Paranjape, Bing Liu, Bo Wu, Boyu Ni, Braden Hancock, Bram Wasti, Brandon Spence, Brani Stojkovic,

- Brian Gamido, Britt Montalvo, Carl Parker, Carly Burton, Catalina Mejia, Changhan Wang, Changkyu Kim, Chao Zhou, Chester Hu, Ching-Hsiang Chu, Chris Cai, Chris Tindal, Christoph Feichtenhofer, Damon Civin, Dana Beaty, Daniel Kreymer, Daniel Li, Danny Wyatt, David Adkins, David Xu, Davide Testuggine, Delia David, Devi Parikh, Diana Liskovich, Didem Foss, Dingkan Wang, Duc Le, Dustin Holland, Edward Dowling, Eissa Jamil, Elaine Montgomery, Eleonora Presani, Emily Hahn, Emily Wood, Erik Brinkman, Esteban Arcaute, Evan Dunbar, Evan Smothers, Fei Sun, Felix Kreuk, Feng Tian, Firat Ozgenel, Francesco Caggioni, Francisco Guzmán, Frank Kanayet, Frank Seide, Gabriela Medina Florez, Gabriella Schwarz, Gada Badeer, Georgia Sweet, Gil Halpern, Govind Thattai, Grant Herman, Grigory Sizov, Guangyi, Zhang, Guna Lakshminarayanan, Hamid Shojanazeri, Han Zou, Hannah Wang, Hanwen Zha, Haroun Habeeb, Harrison Rudolph, Helen Suk, Henry Aspegren, Hunter Goldman, Ibrahim Damla, Igor Molybog, Igor Tufanov, Irina-Elena Veliche, Itai Gat, Jake Weissman, James Geboski, James Kohli, Japhet Asher, Jean-Baptiste Gaya, Jeff Marcus, Jeff Tang, Jennifer Chan, Jenny Zhen, Jeremy Reizenstein, Jeremy Teboul, Jessica Zhong, Jian Jin, Jingyi Yang, Joe Cummings, Jon Carvill, Jon Shepard, Jonathan McPhie, Jonathan Torres, Josh Ginsburg, Junjie Wang, Kai Wu, Kam Hou U, Karan Saxena, Karthik Prasad, Kartikay Khandelwal, Katayoun Zand, Kathy Matosich, Kaushik Veeraraghavan, Kelly Michelena, Keqian Li, Kun Huang, Kunal Chawla, Kushal Lakhotia, Kyle Huang, Lailin Chen, Lakshya Garg, Lavender A, Leandro Silva, Lee Bell, Lei Zhang, Liangpeng Guo, Licheng Yu, Liron Moshkovich, Luca Wehrstedt, Madian Khabsa, Manav Avalani, Manish Bhatt, Maria Tsim-poukelli, Martynas Mankus, Matan Hasson, Matthew Lennie, Matthias Reso, Maxim Groshev, Maxim Naumov, Maya Lathi, Meghan Keneally, Michael L. Seltzer, Michal Valko, Michelle Restrepo, Mihir Patel, Mik Vyatskov, Mikayel Samvelyan, Mike Clark, Mike Macey, Mike Wang, Miquel Jubert Hermoso, Mo Metanat, Mohammad Rastegari, Munish Bansal, Nandhini Santhanam, Natascha Parks, Natasha White, Navyata Bawa, Nayan Singhal, Nick Egebo, Nicolas Usunier, Nikolay Pavlovich Laptev, Ning Dong, Ning Zhang, Norman Cheng, Oleg Chernoguz, Olivia Hart, Omkar Salpekar, Ozlem Kalinli, Parkin Kent, Parth Parekh, Paul Saab, Pavan Balaji, Pedro Rittner, Philip Bontrager, Pierre Roux, Piotr Dollar, Polina Zvyagina, Prashant Ratan-chandani, Pritish Yuvraj, Qian Liang, Rachad Alao, Rachel Rodriguez, Rafi Ayub, Raghotham Murthy, Raghu Nayani, Rahul Mitra, Raymond Li, Rebekkah Hogan, Robin Battey, Rocky Wang, Rohan Maheswari, Russ Howes, Ruty Rinott, Sai Jayesh Bondu, Samyak Datta, Sara Chugh, Sara Hunt, Sargun Dhillon, Sasha Sidorov, Satadru Pan, Saurabh Verma, Seiji Yamamoto, Sharadh Ramaswamy, Shaun Lindsay, Shaun Lindsay, Sheng Feng, Shenghao Lin, Shengxin Cindy Zha, Shiva Shankar, Shuqiang Zhang, Shuqiang Zhang, Sinong Wang, Sneha Agarwal, Soji Sajuyigbe, Soumith Chintala, Stephanie Max, Stephen Chen, Steve Kehoe, Steve Satterfield, Sudarshan Govindaprasad, Sumit Gupta, Sungmin Cho, Sunny Virk, Suraj Subramanian, Sy Choudhury, Sydney Goldman, Tal Remez, Tamar Glaser, Tamara Best, Thilo Kohler, Thomas Robinson, Tianhe Li, Tianjun Zhang, Tim Matthews, Timothy Chou, Tzook Shaked, Varun Vontimitta, Victoria Ajayi, Victoria Montanez, Vijai Mohan, Vinay Satish Kumar, Vishal Mangla, Vitor Albiero, Vlad Ionescu, Vlad Poenaru, Vlad Tiberiu Mihailescu, Vladimir Ivanov, Wei Li, Wenchen Wang, Wenwen Jiang, Wes Bouaziz, Will Constable, Xiaocheng Tang, Xiaofang Wang, Xiaojian Wu, Xiaolan Wang, Xide Xia, Xilun Wu, Xinbo Gao, Yanjun Chen, Ye Hu, Ye Jia, Ye Qi, Yenda Li, Yilin Zhang, Ying Zhang, Yossi Adi, Youngjin Nam, Yu, Wang, Yuchen Hao, Yundi Qian, Yuzi He, Zach Rait, Zachary DeVito, Zef Rosnbrick, Zhaoduo Wen, Zhenyu Yang, and Zhiwei Zhao. 2024. [The llama 3 herd of models](#). *Preprint*, arXiv:2407.21783.
- Xiang Gao, Jiaxin Zhang, Lalla Mouatadid, and Kamalika Das. 2024. [Spuq: Perturbation-based uncertainty quantification for large language models](#). arXiv:2403.02509. Version 1.
- Mor Geva, Daniel Khashabi, Elad Segal, Tushar Khot, Dan Roth, and Jonathan Berant. 2021. Did aristotle use a laptop? a question answering benchmark with implicit reasoning strategies. *Transactions of the Association for Computational Linguistics*, 9:346–361.
- Pei-Fu Guo, Ying-Hsuan Chen, Yun-Da Tsai, and Shou-De Lin. 2023. Towards optimizing with large language models. *arXiv preprint arXiv:2310.05204*.
- Cho-Jui Hsieh, Si Si, Felix X Yu, and Inderjit S Dhillon. 2023. Automatic engineering of long prompts. *arXiv preprint arXiv:2311.10117*.
- OpenAI. 2023. [Openai models api](#).
- Allen Z Ren, Anushri Dixit, Alexandra Bodrova, Sumeet Singh, Stephen Tu, Noah Brown, Peng Xu, Leila Takayama, Fei Xia, Jake Varley, et al. 2023. Robots that ask for help: Uncertainty alignment for large language model planners. *arXiv preprint arXiv:2307.01928*.
- Owain Evans, Stephanie Lin, Jacob Hilton. 2022. [Teaching models to express their uncertainty in words](#). arXiv:2205.14334. Version 2.
- Yun-Da Tsai, ChengKuan Chen, and Shou-De Lin. 2021. Toward an effective black-box adversarial attack on functional javascript malware against commercial anti-virus. In *Proceedings of the 30th ACM International Conference on Information & Knowledge Management*, pages 4165–4172.
- Yun-Da Tsai and Shou-De Lin. 2024. Handling concept drift in non-stationary bandit through predicting future rewards. In *Pacific-Asia Conference on Knowledge Discovery and Data Mining*, pages 161–173. Springer.

- Yun-Da Tsai, Cayon Liow, Yin Sheng Siang, and Shou-De Lin. 2024a. Toward more generalized malicious url detection models. In *Proceedings of the AAAI Conference on Artificial Intelligence*, volume 38, pages 21628–21636.
- Yun-Da Tsai, Mingjie Liu, and Haoxing Ren. 2024b. Code less, align more: Efficient llm fine-tuning for code generation with data pruning. *arXiv preprint arXiv:2407.05040*.
- Yun-Da Tsai, Tzu-Hsien Tsai, and Shou-De Lin. 2023a. Differential good arm identification. *arXiv preprint arXiv:2303.07154*.
- Yun-Da Tsai, Yu-Che Tsai, Bo-Wei Huang, Chun-Pai Yang, and Shou-De Lin. 2023b. Automl-gpt: Large language model for automl. *arXiv preprint arXiv:2309.01125*.
- Yun-Da Tsai, Ting-Yu Yen, Pei-Fu Guo, Zhe-Yan Li, and Shou-De Lin. 2024c. Text-centric alignment for multi-modality learning. *arXiv preprint arXiv:2402.08086*.
- Yun-Da Tsai, Ting-Yu Yen, Keng-Te Liao, and Shou-De Lin. 2024d. Enhance modality robustness in text-centric multimodal alignment with adversarial prompting. *arXiv preprint arXiv:2408.09798*.
- YunDa Tsai, Mingjie Liu, and Haoxing Ren. 2023c. Rtl-fixer: Automatically fixing rtl syntax errors with large language models. *arXiv preprint arXiv:2311.16543*.
- Xuezhi Wang and Denny Zhou. 2024. Chain-of-thought reasoning without prompting. *arXiv preprint arXiv:2402.10200*.
- Jason Wei, Xuezhi Wang, Dale Schuurmans, Maarten Bosma, Fei Xia, Ed Chi, Quoc V Le, Denny Zhou, et al. 2022. Chain-of-thought prompting elicits reasoning in large language models. *Advances in neural information processing systems*, 35:24824–24837.
- Denny Zhou Xuezhi Wang. 2024. [Chain-of-thought reasoning without prompting](#). *arXiv:2402.10200*. Version 2.
- Chengrun Yang, Xuezhi Wang, Yifeng Lu, Hanxiao Liu, Quoc V. Le, Denny Zhou, and Xinyun Chen. 2023. [Large language models as optimizers](#). *ArXiv*, abs/2309.03409.
- Shunyu Yao, Dian Yu, Jeffrey Zhao, Izhak Shafran, Tom Griffiths, Yuan Cao, and Karthik Narasimhan. 2024. Tree of thoughts: Deliberate problem solving with large language models. *Advances in Neural Information Processing Systems*, 36.
- Shunyu Yao, Jeffrey Zhao, Dian Yu, Nan Du, Izhak Shafran, Karthik Narasimhan, and Yuan Cao. 2022. React: Synergizing reasoning and acting in language models. *arXiv preprint arXiv:2210.03629*.
- Ting-Yu Yen, Yun-Da Tsai, Keng-Te Liao, and Shou-De Lin. 2024. Enhance the robustness of text-centric multimodal alignments. *arXiv preprint arXiv:2407.05036*.
- Eric Zelikman, Yuhuai Wu, Jesse Mu, and Noah Goodman. 2022. Star: Bootstrapping reasoning with reasoning. *Advances in Neural Information Processing Systems*, 35:15476–15488.
- Mozhi Zhang, Mianqiu Huang, Rundong Shi, Linsen Guo, Chong Peng, Peng Yan, Yaqian Zhou, and Xipeng Qiu. 2024. Calibrating the confidence of large language models by eliciting fidelity. *arXiv preprint arXiv:2404.02655*.
- Andy Zhou, Kai Yan, Michal Shlapentokh-Rothman, Haohan Wang, and Yu-Xiong Wang. 2023a. Language agent tree search unifies reasoning acting and planning in language models. *arXiv preprint arXiv:2310.04406*.
- Han Zhou, Xingchen Wan, Lev Proleev, Diana Mincu, Jilin Chen, Katherine Heller, and Subhrajit Roy. 2023b. Batch calibration: Rethinking calibration for in-context learning and prompt engineering. *arXiv preprint arXiv:2309.17249*.
- Yuqi Zhu, Jia Li, Ge Li, YunFei Zhao, Zhi Jin, and Hong Mei. 2024. Hot or cold? adaptive temperature sampling for code generation with large language models. In *Proceedings of the AAAI Conference on Artificial Intelligence*, volume 38, pages 437–445.

A Prompt Templates

You will receive a question and your goal is to generate a new version of it that convey the same meaning as the original.

Q1.Original Question: Would a dog respond to bell before Grey seal?
New-Version: Would a dog react to a bell sooner than a grey seal?

Q2.Original Question: The perimeter of a rectangle is the sum of all its sides.
New-Version: A rectangle's perimeter is obtained by summing the lengths of its sides.

Q3. Original Question: <Question>
New-Version:

Figure 4: Example prompt for question perturbation.

Q: Was ethanol beneficial to Jack Kerouac's health?
A: Jack Kerouac died from internal bleeding due to long-term alcohol abuse. Thus, ethanol was not beneficial to Jack Kerouac's health. So the answer is no.

Q: If Goofy were a pet, would he need heartworm prevention?
A: Goofy is a dog, and dogs require regular heartworm prevention. Thus, if Goofy were a pet, he would need heartworm prevention. So the answer is yes.

Q : <Question>
A :

Figure 5: Example prompt for StrategyQA. We random pick 4 few shot samples from pool.

Question 1: Mark has a garden with flowers. He planted plants of three different colors in it. Ten of them are yellow, and there are 80% more of those in purple. There are only 25% as many green flowers as there are yellow and purple flowers. How many flowers does Mark have in his garden?
Answer : There are 80% more purple flowers than yellow flowers, so there are $10 * 1.8 = 18$ purple flowers. There are 10 yellow flowers and 18 purple flowers, so there are $10 + 18 = 28$ yellow and purple flowers. There are 25% as many green flowers as there are yellow and purple flowers, so there are $28 * 0.25 = 7$ green flowers. Mark has 10 yellow flowers, 18 purple flowers, and 7 green flowers, so he has $10 + 18 + 7 = 35$ flowers in his garden. The answer to the question is 35.

Question 2: Albert is wondering how much pizza he can eat in one day. He buys 2 large pizzas and 2 small pizzas. A large pizza has 16 slices and a small pizza has 8 slices. If he eats it all, how many pieces does he eat that day?
Answer : He buys 2 large pizzas, so he has $2 * 16 = 32$ slices. He buys 2 small pizzas, so he has $2 * 8 = 16$ slices. There are 32 slices from the large pizzas and 16 slices from the small pizzas, so he eats $32 + 16 = 48$ pieces that day. The answer to the question is 48.

Question 3: <Question>
Answer :

Figure 6: Example prompt for GSM8K. We random pick 4 few shot samples from pool.

B Scatter Plots

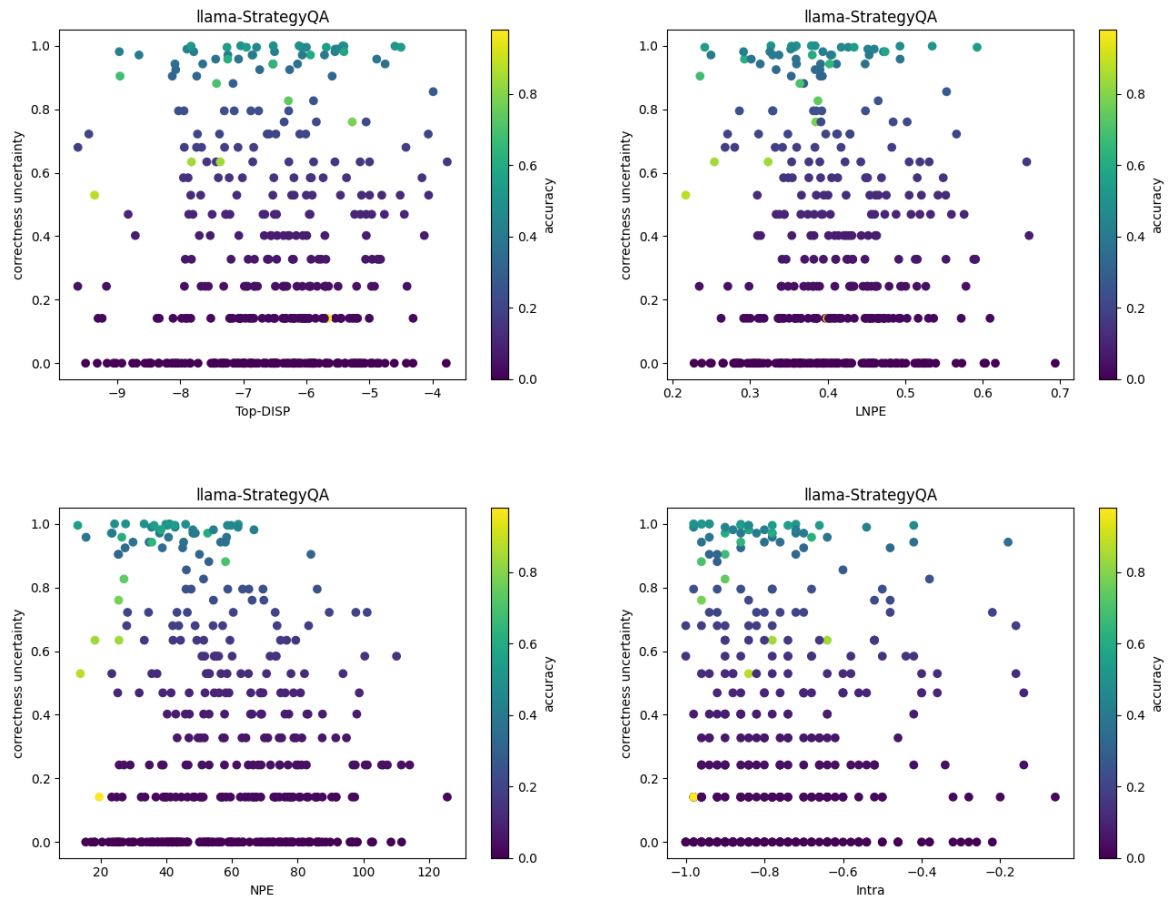


Figure 7: Llama; StrategyQA.

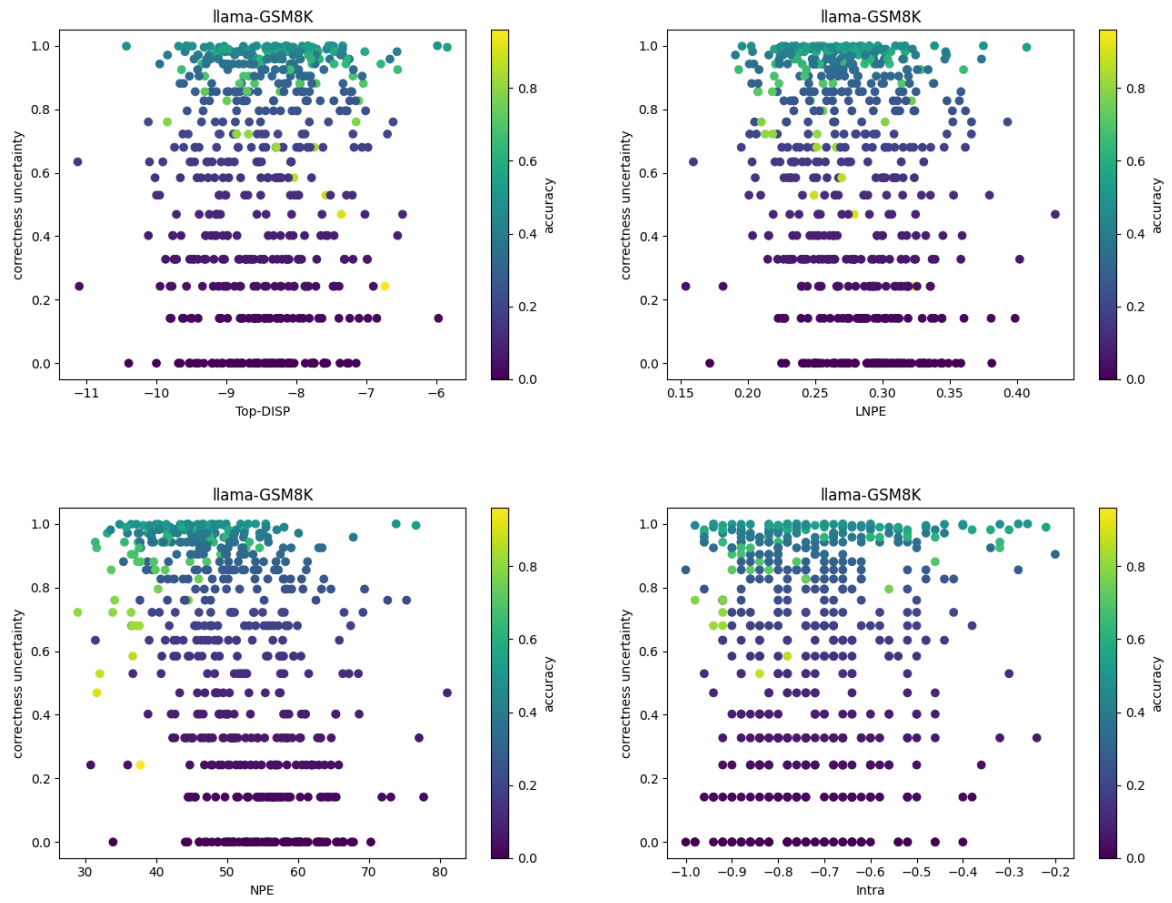


Figure 8: Llama; GSM8K.

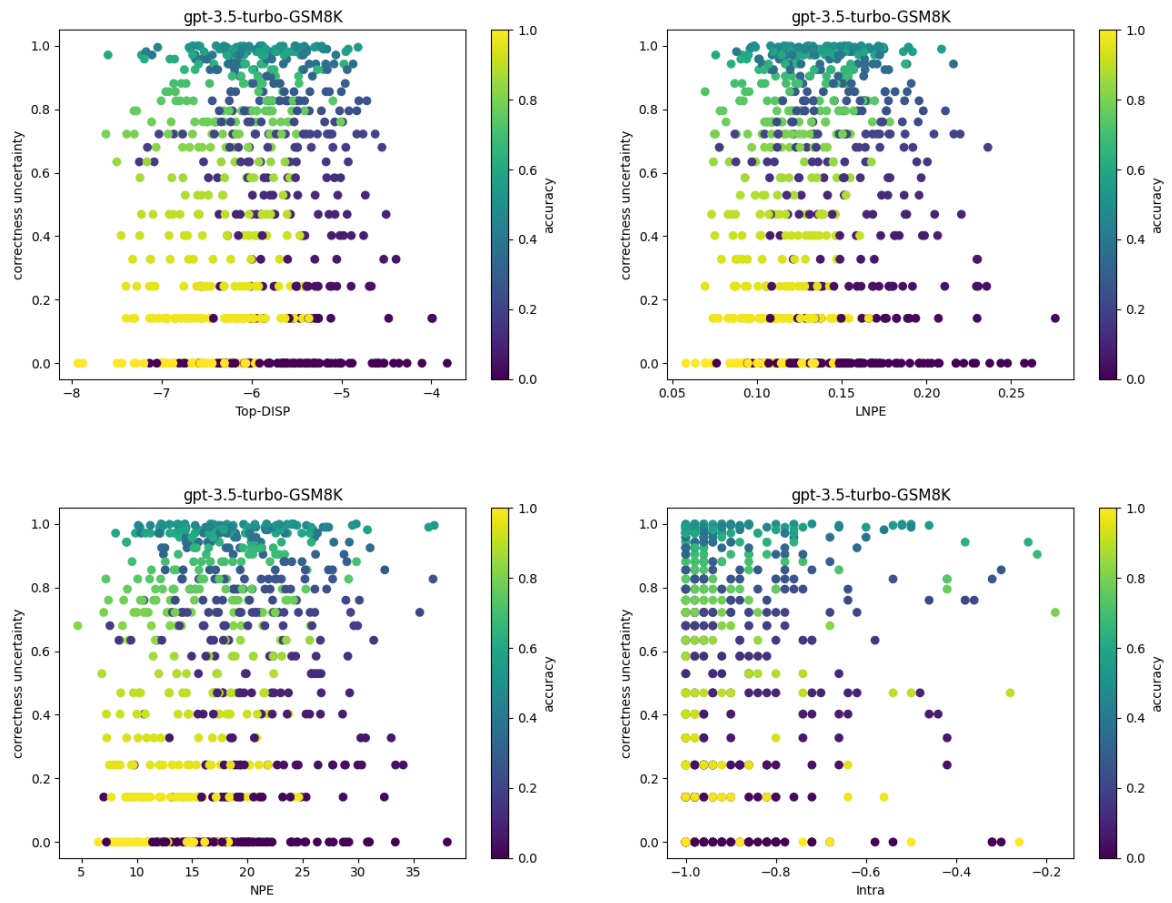


Figure 9: GPT-3.5-Turbo; GSM8K.

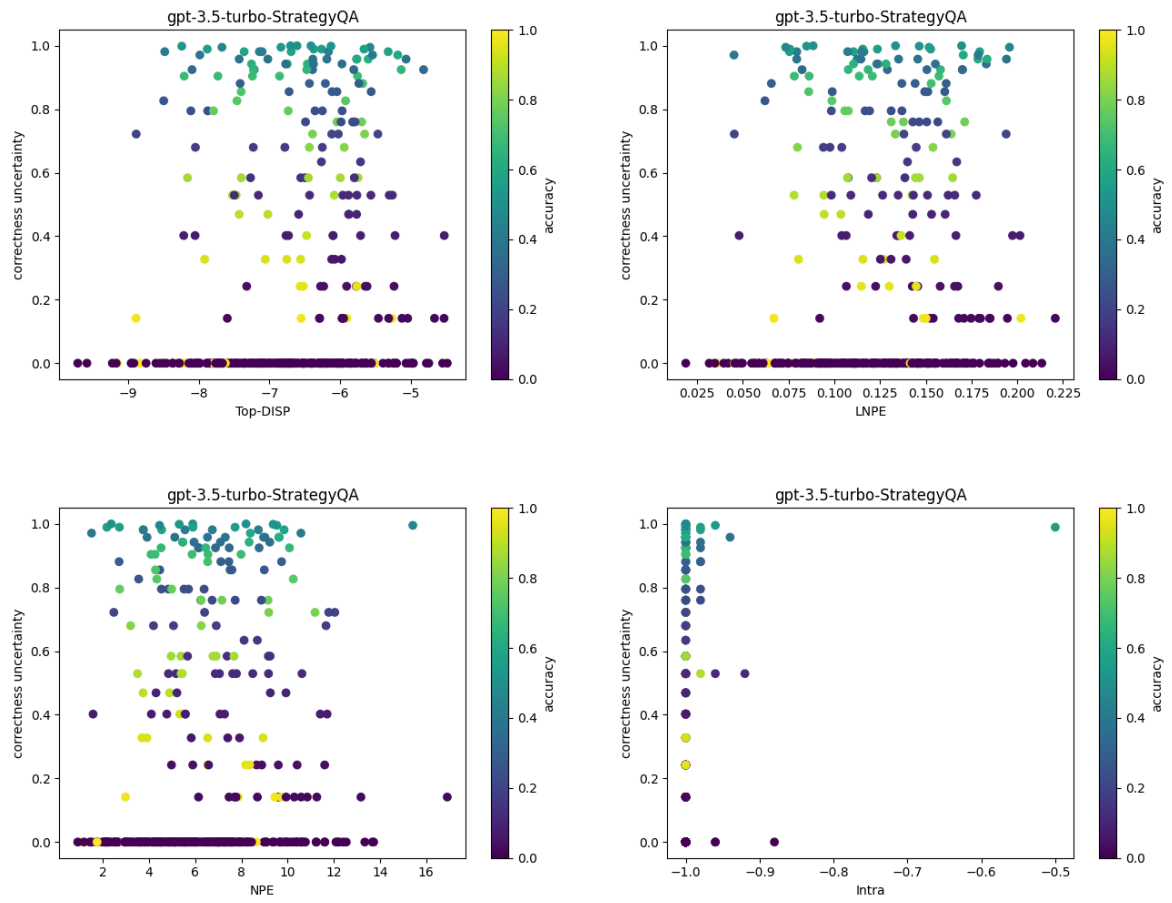


Figure 10: GPT-3.5-Turbo; StrategyQA.