

Reinforcement learning-based statistical search strategy for an axion model from flavor

Satsuki Nishimura, Coh Miyao, and Hajime Otsuka

Department of Physics, Kyushu University, 744 Motoooka, Nishi-ku, Fukuoka 819-0395, Japan

E-mail: nishimura.satsuki@phys.kyushu-u.ac.jp,

miyao.coh@phys.kyushu-u.ac.jp, otsuka.hajime@phys.kyushu-u.ac.jp

ABSTRACT: We propose a reinforcement learning-based search strategy to explore new physics beyond the Standard Model. The reinforcement learning, which is one of machine learning methods, is a powerful approach to find model parameters with phenomenological constraints. As a concrete example, we focus on a minimal axion model with a global $U(1)$ flavor symmetry. Agents of the learning succeed in finding $U(1)$ charge assignments of quarks and leptons solving the flavor and cosmological puzzles in the Standard Model, and find more than 150 realistic solutions for the quark sector taking renormalization effects into account. For the solutions found by the reinforcement learning-based analysis, we discuss the sensitivity of future experiments for the detection of an axion which is a Nambu-Goldstone boson of the spontaneously broken $U(1)$. We also examine how fast the reinforcement learning-based searching method finds the best discrete parameters in comparison with conventional optimization methods. In conclusion, the efficient parameter search based on the reinforcement learning-based strategy enables us to perform a statistical analysis of the vast parameter space associated with the axion model from flavor.

Contents

1	Introduction	1
2	Flaxion model and constraints	2
2.1	Model	3
2.2	Constraints from flavor physics	6
2.3	Constraints from cosmology	6
3	Reinforcement learning	7
3.1	The environment	8
3.2	Neural Network	8
3.3	Agent	9
4	Comparison with traditional methods	11
5	Exploring the flaxion physics	14
6	Conclusion	20
A	Benchmark points for lepton sector	22
A.1	The case of 10^{15} GeV	22
A.2	The case of 10^{16} GeV	33

1 Introduction

The machine learning-based search strategy is of particular attention not only for collider physics but also for particle phenomenology. So far, the quantitative evaluation of physical observables relied on various optimization methods to search for desirable parameters in a model and to predict new phenomena at high-energy scales. However, the analysis often requires computational costs to exhaust huge parameter spaces in the model. Therefore, the machine learning-based analysis will be expected as a powerful approach to searching for physics beyond the Standard Model and reducing the computational costs. Among the machine learning techniques, we focus on the reinforcement learning (RL). In contrast to supervised learning and unsupervised learning, the RL allows us to find solutions autonomously from a small amount of data.

In this paper, we propose a new approach to search for physics beyond the Standard Model, i.e., a RL-based search strategy. In particular, we apply the RL-based search strategy to the minimal axion model with a global $U(1)$ flavor symmetry proposed in Refs. [1, 2], as a fascinating example solving the flavor and cosmological puzzles in the Standard

Model, i.e., mass hierarchies and mixing angles of quarks and leptons, an origin of dark matter, and the inflation. In this model, the flavor structure of quarks and leptons can be explained by using the Froggatt-Nielsen (FN) mechanism [3]. Since the $U(1)$ flavor symmetry is identified with the Peccei-Quinn (PQ) symmetry, the QCD axion originated from the Nambu-Goldstone (NG) boson of the spontaneously broken $U(1)$, so-called a flaxion field, can solve the strong CP problem via the PQ mechanism [4, 5]. Then, a proper value of the flaxion decay constant also explains the dark matter abundance in our universe. Furthermore, the successful inflation mechanism can be realized by the radial component of the $U(1)$ breaking field with the proper Lagrangian.

So far, the flavor structure of quarks and leptons was studied by using the RL-based method in Ref. [6]. In particular, agents of RL succeeded in finding the best solutions to be consistent with the mass hierarchies and the mixing angles of quarks and leptons. This work motivates us to apply the RL-based strategy to explore the cosmological aspects of the minimal axion model with the global $U(1)$ flavor symmetry. Since couplings between the flaxion and quarks/leptons are determined by their $U(1)$ charges, the flaxion-photon coupling as well as the flaxion decay constant is sensitive to $U(1)$ charge assignment. We utilize the RL-based strategy to find the best $U(1)$ charges of quarks/leptons solving the flavor and cosmological puzzles in the Standard Model. By comparing the traditional optimization methods with the RL-based search strategy, we argue that the RL-based search method for discrete parameters is faster than conventional computational methods. Since the predicted flavor structure will be completely different for the choice of $U(1)$ charge assignment, the evaluation function of the model rapidly fluctuates under the change of discrete parameters. In such a situation, the traditional numerical optimization with the gradient descent method is difficult to apply to this system, and the RL-strategy for discrete parameters has an advantage over the conventional methods.

This paper is organized as follows. After briefly reviewing the flaxion model and constraints from flavor physics and cosmology in Sec. 2, we organize the RL-based search strategy in Sec. 3. In Sec. 4, we verify how fast the RL-based method finds the proper $U(1)$ charge assignments solving the problems in the Standard Model. In Sec. 5, we show training results and discuss the phenomenology of the flaxion with an emphasis on the flaxion-photon coupling which will be explored in the future experiments such as DMRadio-m³ [7]. Sec. 6 is devoted to conclusion and discussion. In Appendix A, we list our finding $U(1)$ charge assignments of the leptons.

2 Flaxion model and constraints

In this section, we introduce a flaxion model proposed in Refs. [1, 2], which explains not only the flavor structure of quarks and leptons through the FN mechanism [3] but also the strong CP problem through the PQ mechanism [4, 5]. Moreover, it provides a good candidate for the dark matter [8–10].

2.1 Model

The model is given by the Yukawa terms as follows:

$$\begin{aligned}
-\mathcal{L} \supset & y_{ij}^u \left(\frac{\phi}{M} \right)^{n_{ij}^u} \bar{Q}_i H^c u_j + y_{ij}^d \left(\frac{\phi}{M} \right)^{n_{ij}^d} \bar{Q}_i H d_j + y_{ij}^l \left(\frac{\phi}{M} \right)^{n_{ij}^l} \bar{L}_i H l_j \\
& + y_{ij}^\nu \left(\frac{\phi}{M} \right)^{n_{ij}^\nu} \bar{L}_i H^c N_j + \frac{y_{ij}^N}{2} \left(\frac{\phi}{M} \right)^{n_{ij}^N} M \bar{N}_i^c N_j + \text{h.c.},
\end{aligned} \tag{2.1}$$

where $\{Q_i, u_i, d_i, L_i, l_i, N_i, H\}$ denote the left-handed quarks, the right-handed up-type quarks, the right-handed down-type quarks, the left-handed leptons, the right-handed charged leptons, the right-handed neutrinos, and the SM Higgs doublet with $H^c = i\sigma_2 H^*$, respectively. We assume that a mass of the right-handed neutrinos M is corresponding to a cut-off scale of the model to explain the light neutrino masses through the seesaw mechanism [11–14]. The Yukawa couplings $\{y_{ij}^u, y_{ij}^d, y_{ij}^l, y_{ij}^\nu, y_{ij}^N\}$ are $\mathcal{O}(1)$ real constants.

We denote $U(1)$ charges of the SM fields and the flavon field by

$$\{q(Q_i), q(u_i), q(d_i), q(L_i), q(l_i), q(N_i), q(H), q(\phi)\}. \tag{2.2}$$

Since this study focuses on the charge of the quark sector primarily, the lepton sector will be omitted in the following:

$$\{q(Q_i), q(u_i), q(d_i), q(H), q(\phi)\}. \tag{2.3}$$

The reason for this omission is explained in Sec. 3. The $U(1)$ symmetry makes the indices n_{ij} satisfy the following relations:

$$n_{ij}^u = -\frac{q(\bar{Q}_i H^c u_j)}{q(\phi)} = -\frac{-q(Q_i) - q(H) + q(u_j)}{q(\phi)}, \tag{2.4}$$

$$n_{ij}^d = -\frac{q(\bar{Q}_i H d_j)}{q(\phi)} = -\frac{-q(Q_i) + q(H) + q(d_j)}{q(\phi)}. \tag{2.5}$$

In this study, n_{ij} is restricted to an integer to simplify its interpretation within a field theory.

When ϕ and H develop vacuum expectation values (VEVs), $\langle \phi \rangle = v_\phi$ and $\langle H \rangle = v_{\text{EW}} = 174 \text{ GeV}$, the mass matrices are given by

$$m_{ij}^u = y_{ij}^u \eta^{n_{ij}^u} v_{\text{EW}}, \tag{2.6}$$

$$m_{ij}^d = y_{ij}^d \eta^{n_{ij}^d} v_{\text{EW}}, \tag{2.7}$$

with $\eta = v_\phi/M$. The masses of the quarks are decided from diagonalized components as

$$m^u = U^u \text{diag}(m^u) V^{u\dagger}, \tag{2.8}$$

$$m^d = U^d \text{diag}(m^d) V^{d\dagger}, \tag{2.9}$$

and the flavor mixing is defined as the difference between mass eigenstates and flavor eigenstates:

$$V_{\text{CKM}} = U^{u\dagger} U^d$$

$$= \begin{pmatrix} c_{12}c_{13} & s_{12}c_{13} & s_{13}e^{-i\delta_{\text{CP}}} \\ -s_{12}c_{23} - c_{12}s_{23}s_{13}e^{i\delta_{\text{CP}}} & c_{12}c_{23} - s_{12}s_{23}s_{13}e^{i\delta_{\text{CP}}} & s_{23}c_{13} \\ s_{12}s_{23} - c_{12}c_{23}s_{13}e^{i\delta_{\text{CP}}} & -c_{12}s_{23} - s_{12}c_{23}s_{13}e^{i\delta_{\text{CP}}} & c_{23}c_{13} \end{pmatrix}, \quad (2.10)$$

with $c_{ij} = \cos \theta_{ij}$ and $s_{ij} = \sin \theta_{ij}$. Thus, the smallness of $|\eta|$ with the FN mechanism makes the hierarchical structure of flavor physics, and a similar explanation holds for the lepton sector.

When the flavon and Higgs are expanded as

$$\phi = v_\phi + \frac{1}{\sqrt{2}}(s + ia), \quad H = \begin{pmatrix} 0 \\ v_{\text{EW}} + \frac{h}{\sqrt{2}} \end{pmatrix}, \quad (2.11)$$

the Lagrangian for the quarks and the charged leptons is written in the following form:

$$\mathcal{L}_f = \sum_{f=u,d,l} \left[m_{ij}^f \left(1 + \frac{h}{\sqrt{2}v_{\text{EW}}} \right) + \frac{m_{ij}^f n_{ij}^f (s + ia)}{\sqrt{2}v_\phi} \right] \overline{f_{Li}} f_{Rj} + \text{h.c.} \quad (2.12)$$

Now the Higgs Yukawa interactions can be diagonalized through rotations with unitary matrices U^f and V^f :

$$f_{Rj} \equiv V_{ji}^{f\dagger} f'_{Ri}, \quad f_{Li} \equiv U_{ij}^{f\dagger} f'_{Lj}. \quad (2.13)$$

Here, the fields with prime sign denote in the mass basis. In this basis, although the mass term is diagonalized, the Yukawa couplings relating to the flavon field are not diagonalized as follows:

$$\mathcal{L}_f = \sum_{f=u,d,l} \left[m_i^f \left(1 + \frac{h}{\sqrt{2}v_{\text{EW}}} \right) \overline{f'_{Li}} f'_{Ri} + \kappa_{ij}^f \frac{s + ia}{\sqrt{2}v_\phi} \overline{f'_{Li}} f'_{Rj} \right] + \text{h.c.} \quad (2.14)$$

Here, the matrix κ_{ij}^f is given by

$$\kappa_{ij}^f \equiv U_{ik}^f (m_{kn}^f n_{kn}^f) V_{nj}^{f\dagger}. \quad (2.15)$$

In particular, the off-diagonal interactions of the pseudo-scalar field a can be written as

$$\mathcal{L}_a = \frac{ia}{\sqrt{2}v_\phi} \sum_{f=u',d',l'} \left[\left(\kappa_H^f \right)_{ij} \overline{f_i} \gamma_5 f_j + \left(\kappa_{\text{AH}}^f \right)_{ij} \overline{f_i} f_j \right], \quad (2.16)$$

with $\kappa_H^f = (\kappa^f + \kappa^{f\dagger})/2$ and $\kappa_{\text{AH}}^f = (\kappa^f - \kappa^{f\dagger})/2$, which mean Hermitian part and anti-Hermitian part of κ^f respectively. After diagonalizing the quark masses, we found useful formulas for κ_H^f and κ_{AH}^f as following forms:

$$(\kappa_H^f)_{ij} = \frac{1}{2} (V^{f\dagger} \hat{q}_Q V^f - U^{f\dagger} \hat{q}_f U^f)_{ij} (m_j^f + m_i^f), \quad (2.17)$$

$$(\kappa_{\text{AH}}^f)_{ij} = \frac{1}{2} (V^{f\dagger} \hat{q}_Q V^f + U^{f\dagger} \hat{q}_f U^f)_{ij} (m_j^f - m_i^f), \quad (2.18)$$

where $f = u, d$ and $(\hat{q}_X)_{ij} = q_{X_i} \delta_{ij}$.

The pseudo-scalar a can play the same role as the QCD axion, so it is called the flaxion. The effective Lagrangian of flaxion-gluon-gluon interaction is given as follows:

$$\mathcal{L}_{\text{eff}} = \frac{g_s^2}{32\pi^2} \frac{a}{f_a} G_{\mu\nu}^a \tilde{G}^{\mu\nu a}. \quad (2.19)$$

Here, g_s is a coupling constant of strong interaction and f_a is a decay constant of the flaxion given by

$$f_a \equiv \frac{\sqrt{2}v_\phi}{N_{\text{DW}}} = \frac{\sqrt{2}\eta M}{N_{\text{DW}}}, \quad (2.20)$$

with a domain wall number

$$N_{\text{DW}} = \text{Tr} \left[n^u + n^d \right]. \quad (2.21)$$

When the flaxion works as the QCD axion, a flaxion mass is related to the PQ scale as

$$m_a \simeq 6 \times 10^{-6} \text{ eV} \left(\frac{10^{12} \text{ GeV}}{f_a} \right). \quad (2.22)$$

For phenomenological study, it is also useful to consider an effective coupling between the flaxion and the photon. The effective Lagrangian of the interaction is given by

$$\mathcal{L} = \frac{g_{a\gamma}}{4} a F_{\mu\nu} \tilde{F}^{\mu\nu}, \quad (2.23)$$

where $g_{a\gamma}$ is given in Ref. [15] as follows:

$$g_{a\gamma} = \frac{8\pi^2 f_a}{e^2} \left[\frac{2}{N_{\text{DW}}} \sum_{f=u,d,l} \left[N_f \text{Tr}(n^f) \left(q_f^{(\text{em})} \right)^2 \right] - \frac{2(4+z)}{3(1+z)} \right], \quad (2.24)$$

with $z = m_u/m_d$. Here, $q_f^{(\text{em})}$ is the electromagnetic charge of the quarks and the leptons. In addition, N_f is 3 for the quarks and 1 for the leptons.

In general, N_{DW} corresponds to the number of minima of a potential. Based on the discussion of the QCD instanton, the strong CP phase is canceled at a minimum of the flaxion potential. Thus, the flaxion a solves the strong CP problem.

Incidentally, domain walls are two-dimensional phase defects that arise from symmetry breaking in the early universe, and the number N_{DW} governs whether the domain walls are stable or not. When $N_{\text{DW}} = 1$, the domain wall is unstable because it undergoes cleavage and contraction on its own. Numerical simulations have confirmed that such domain wall disappears quickly after its formation [16]. On the other hand, when $N_{\text{DW}} > 1$, the domain walls are stable and their energy density decays very slowly. This means that the dominant energy of the universe is composed of the domain walls even at present. However, that scenario violates uniform isotropy and contradicts cosmological observations, so it is called the domain wall problem. In the case of $N_{\text{DW}} > 1$, the problem is avoided by considering an additional term in the Lagrangian and breaking the symmetry before the inflation, or by adding a new scalar field during the inflation [17].

2.2 Constraints from flavor physics

The flaxion a has flavor-changing neutral current interactions with the quarks and the leptons. The strictest bound on f_a is given by $K^+ \rightarrow \pi^+ a$ process. In the previous work [1], a decay rate is calculated as follows:

$$\Gamma(K^+ \rightarrow \pi^+ a) = \frac{m_K^3}{32\pi v_\phi^2} \left(1 - \frac{m_\pi^2}{m_K^2}\right)^3 \left| \frac{(\kappa_{\text{AH}}^d)_{12}}{m_s - m_d} \right|^2. \quad (2.25)$$

By using $(m_{K^+}, m_\pi, m_d, m_s) \sim (493.677, 139.570, 4.67, 93.4) \text{ MeV}$, the rate gives following braching ratio:

$$\text{Br}(K^+ \rightarrow \pi^+ a) \simeq \frac{3.5 \times 10^{13} \text{ GeV}}{f_a^2 N_{\text{DW}}^2} \left| \frac{(\kappa_{\text{AH}}^d)_{12}}{m_s - m_d} \right|^2. \quad (2.26)$$

Comparing with a current experimental bound from NA62 collaboration [18, 19], $\text{Br}(K^+ \rightarrow \pi^+ a) \lesssim (3 - 6) \times 10^{-11}$ at 90% C.L., a lower bound on f_a is given by

$$f_a \gtrsim \frac{7.6 \times 10^{11} \text{ GeV}}{N_{\text{DW}}} \left| \frac{(\kappa_{\text{AH}}^d)_{12}}{m_s - m_d} \right|. \quad (2.27)$$

This bound can be evaluated by determining appropriate parameters of the FN model.

2.3 Constraints from cosmology

The flaxion is related to some cosmological topics (e.x., dark matter, isocurvature perturbation, and inflation). Here, we review constraints from these topics.

Dark Matter When the flaxion is regarded as the dark matter, the density parameter of the flaxion is given in Ref. [20] as

$$\Omega_a h^2 = 0.18 \times \theta_i^2 \left(\frac{f_a}{10^{12} \text{ GeV}} \right)^{1.19}, \quad (2.28)$$

where Ω_a is the energy density parameter of flaxion, h is the dimensionless Hubble constant and θ_i is the misalignment angle, respectively. By fixing $\Omega_a h^2 = 0.12$, we arrive at a relation between the misalignment angle and the PQ scale as

$$\theta_i = 0.82 \times \left(\frac{10^{12} \text{ GeV}}{f_a} \right)^{0.595}. \quad (2.29)$$

From this relation, the misalignment angle θ_i is determined by searching results of RL through Eq. (2.20).

Isocurvature Perturbation The Planck2018 result [21] gives the latest constraint on a power spectrum of the isocurvature perturbation. This constraint provides an upper bound of the inflationary scale H_{inf} as

$$H_{\text{inf}} \lesssim 3 \times 10^7 \text{ GeV} \theta_i^{-1} \left(\frac{10^{12} \text{ GeV}}{f_a} \right)^{0.19}. \quad (2.30)$$

As discussed later, the misalignment angle is fixed through Eq. (2.29) for each model found by RL, so the upper bounds of H_{inf} is given for each of the models.

Inflation Let us identify the flavon field as an inflaton field. Following Ref. [1], we adopt the following Lagrangian for the flavon field:

$$\mathcal{L} = -\frac{|\partial\phi|^2}{\left(1 - \frac{|\phi|^2}{\Lambda^2}\right)} - (|\phi|^2 - v_\phi^2)^2, \quad (2.31)$$

leading to the successful slow-roll inflation with the inflaton $\varphi = \sqrt{2}\text{Re}(\phi)$. It is consistent with the Planck data [21]. Note that when the inflaton φ develops a large field value during the inflation $\varphi \gg v_\phi$, there exists the domain wall problem after the QCD phase transition. Since the inflaton oscillates around the origin during the reheating epoch, it leads to the parametric resonant enhancement of the flaxion and the symmetry is restored [22]. However, such a problem does not occur for the small-field inflation in which the inflation starts around the origin. In our inflation model, the non-trivial kinetic term of the flavon field makes the potential flatten at the large field value. Furthermore, if $v_\phi < \Lambda < \sqrt{2}v_\phi$, the flavon does not reach the origin after the inflation, and the symmetry is not restored, i.e., there is no domain wall problem as discussed in Ref. [1].

The inflationary scale is given by

$$\begin{aligned} H_{\text{inf}} &\simeq 5 \times 10^8 \text{ GeV} \left(\frac{\Lambda}{10^{14} \text{ GeV}} \right) \\ &\gtrsim 5 \times 10^7 \text{ GeV}. \end{aligned} \quad (2.32)$$

In the last line, we apply the lower bound of the inflationary scale as $\Lambda \gtrsim 10^{13} \text{ GeV}$. In summary, if the value of the upper bound Eq. (2.30) for a certain model is less than the lower bound Eq. (2.32), that model is excluded.

3 Reinforcement learning

In RL, the subject of learning is called an agent, and the problem to be solved is called an environment. The learning process is constructed from three stages: observing the environment, choosing an action, and getting rewards. By repeating these procedures, it is known that the agent autonomously acquires a principle of actions that maximizes the sum of rewards. Details of RL and Q-learning, which are basic ingredients in RL, are explained in Ref. [23]. In this paper, we adopt Deep Q-Network (DQN) as a RL algorithm, and use the package “gym” developed by OpenAI. Since the architecture in this work is similar to our previous work [6], we briefly review the RL, and setups of the learning will be explained by focusing on the key points. For more details about the architecture, see Ref. [6].

The flavor structure of quarks and leptons is determined by the charge shown in Eq. (2.2). In Ref. [6], many realistic models of the lepton sector are found in contrast to the quark sector. In other words, there are many varieties of the $U(1)$ charges of leptons with successful mass hierarchies and flavor structure in the quark sector. Hence, at the moment, we will perform RL with an emphasis on the quark sector.

3.1 The environment

We impose two constraints on the environment. First, the indices n_{ij} are considered positive integers. Second, to ensure the value of top quark mass, the Yukawa term $\bar{Q}_3 H^c u_3$ is irrelevant to $q(\phi)$:

$$q(\bar{Q}_3 H^c u_3) = 0 \Leftrightarrow q(H) = q(u_3) - q(Q_3), \quad (3.1)$$

from which the $U(1)$ charge of the Higgs is specified by the quarks. Based on this equation, the flavor structure of the quarks is specified by the following charge vector:

$$\mathcal{Q}_a := \{q(Q_i), q(u_i), q(d_i), q(\phi)\}, \quad (3.2)$$

with $i = 1, 2, 3$, so the vector has 10 elements. This is an input data for neural networks which decide an action of the agent. To avoid a hierarchy of $U(1)$ charges, we take the value of each charge within:

$$-9 \leq \mathcal{Q}_a \leq 9, \quad (3.3)$$

corresponding to total $19^{10} \sim 10^{12}$ possibilities for only the quark sector. In a general $U(1)$ charge pair, non-integers n_{ij} can be realized. Therefore, when the set of charges is initialized, $q(\phi)$ is chosen to be ± 1 with a probability of 50% each. This makes it easier to generate pairs of charges such that the denominator of Eq. (2.4) and Eq. (2.5) is ± 1 , so integers n_{ij} are preferentially realized.

3.2 Neural Network

We utilize neural networks to determine an action of the agent. Their architecture is summarized in Table 1. The activation function is chosen as the SELU function for hidden layers and the softmax function for an output layer. We employ the ADAM optimizer in TensorFlow [24], and the Huber function is used as a loss function. Hyper-parameters are set as $N_{\text{ep}} = 10^5$ for an episode number and $N_{\text{step}} = 32$ for a step number. Moreover, a batch size is 32, an epoch number is 32, and a learning rate is $\alpha = 2.5 \times 10^{-4}$, respectively¹.

layer	Input	Hidden 1	Hidden 2	Hidden 3	Output
Dimension	\mathbb{Z}^{10}	\mathbb{R}^{64}	\mathbb{R}^{64}	\mathbb{R}^{64}	\mathbb{R}^{20}

Table 1. In the neural networks, the input is the charge assignment \mathcal{Q}_a . The activation functions are the SELU function for the hidden layers $\{1, 2, 3\}$, and the softmax function for the output layer.

¹For simplicity, we use the same hyper-parameters as in the previous study, but the choice of hyper-parameters is also important as a factor that determines the success or failure of the learning. There are various optimization methods for hyper-parameters. Then, “Hyperopt” [25] and “Optuna” [26] are known as libraries that provide tuning methods based on Bayesian optimization. In general, a “black box function” refers to a function whose functional form cannot be revealed in advance and whose value is determined only after the arguments are given. Bayesian optimization and genetic algorithms are effective methods for solving optimization problems for black box functions.

3.3 Agent

The action \mathbf{a} of the agent is realized in the following way at each step:

$$\mathbf{a} : \mathcal{Q}_a \rightarrow \mathcal{Q}_a \pm 1 \ (a \in A), \quad (3.4)$$

where A corresponds to $\{Q_i, u_i, d_i, \phi\}$. At an initial stage of the learning, for each environment, the $\mathcal{O}(1)$ coefficients in Yukawa terms Eq. (2.1) are picked up from the two Gaussian distribution with an average ± 1 and a standard deviation 0.25. After the training with the neural networks introduced in the previous subsection, the coefficients are optimized to proper values by the Monte-Carlo simulation. Note that the coefficient y_{33}^u was fixed at 0.4 in both the initialization and the optimization to ensure that the mass of the top quark is reproduced. In addition, the agent chooses an action based on ε -greedy method. Following the same way as Ref. [6], we adopt $\varepsilon_0 = 1$, $r = 0.99999$ and $\varepsilon_{\min} = 0.01$.

Then, to evaluate how well the values calculated from the FN model reproduce reference values such as renormalized masses, an intrinsic value is defined as follows:

$$\mathcal{V}(\mathcal{Q}) = -\min_{\eta} [\mathcal{M}_{\text{quark}} + \mathcal{C}], \quad (3.5)$$

whose components will be defined below. The flavon VEV is defined to maximize the intrinsic value, and we search for the VEV within

$$0.01 \leq |\eta| \leq 0.3, \quad -\pi \leq \arg(\eta) \leq \pi. \quad (3.6)$$

1. Masses:

$\mathcal{M}_{\text{quark}}$ evaluates errors of quark masses:

$$\mathcal{M}_{\text{quark}} = \sum_{\alpha=u,d} E_{\alpha}, \quad (3.7)$$

with

$$E_{\alpha} = \left| \log_{10} \left(\frac{|m_{\alpha}|}{|m_{\alpha,\text{RG}}|} \right) \right|. \quad (3.8)$$

Here, m_{α} is a predicted mass by the agent, and $m_{\alpha,\text{RG}}$ is a renormalized mass. $m_{\alpha,\text{RG}}$ at energy scale M is extrapolated from calculated masses in Ref. [27]. Specifically, we consider cases of $M = 10^{14}, 10^{15}, 10^{16}, 10^{17}$ GeV, and the referred values are shown in Table 2.

2. Mixing angles:

\mathcal{C} evaluates errors of quark mixings:

$$\mathcal{C} = \sum_{i,j} E_{\mathcal{C}}^{ij}, \quad (3.9)$$

with

$$E_{\mathcal{C}}^{ij} = \left| \log_{10} \left(\frac{|V_{\text{CKM}}^{ij}|}{|V_{\text{CKM,exp}}^{ij}|} \right) \right|. \quad (3.10)$$

From Table 3, the CKM matrix is given by the following form:

$$|V_{\text{CKM}}| = \begin{pmatrix} 0.97435 \pm 0.00016 & 0.22501 \pm 0.00068 & 0.003732^{+0.000090}_{-0.000085} \\ 0.22487 \pm 0.00068 & 0.97349 \pm 0.00016 & 0.04183^{+0.00079}_{-0.00069} \\ 0.00858^{+0.00019}_{-0.00017} & 0.04111^{+0.00077}_{-0.00068} & 0.999118^{+0.000029}_{-0.000034} \end{pmatrix}. \quad (3.11)$$

For the mixing angles, we focused on the reproduction of the feature of weak mixing rather than exact values that take the effect of renormalization into account. In addition, only one flavon field is introduced in the Lagrangian Eq. (2.1). Thus, \mathcal{C} does not include the evaluation of the CP phase.

Energy scale	$m_{u,\text{RG}}/\text{MeV}$	$m_{c,\text{RG}}/\text{GeV}$	$m_{t,\text{RG}}/\text{GeV}$
10^8 GeV	0.69 ± 0.12	0.350 ± 0.011	102.49 ± 0.89
10^{12} GeV	0.56 ± 0.10	0.283 ± 0.009	85.07 ± 0.89
$10^{14} \text{ GeV (ext)}$	0.49	0.248	77.10
$10^{15} \text{ GeV (ext)}$	0.46	0.235	73.91
$10^{16} \text{ GeV (ext)}$	0.44	0.223	70.93
$10^{17} \text{ GeV (ext)}$	0.42	0.211	68.13

Energy scale	$m_{d,\text{RG}}/\text{MeV}$	$m_{s,\text{RG}}/\text{MeV}$	$m_{b,\text{RG}}/\text{GeV}$
10^8 GeV	1.52 ± 0.11	30.34 ± 2.65	1.502 ± 0.018
10^{12} GeV	1.24 ± 0.09	24.76 ± 2.17	1.194 ± 0.015
$10^{14} \text{ GeV (ext)}$	1.09	21.76	1.009
$10^{15} \text{ GeV (ext)}$	1.03	20.67	0.945
$10^{16} \text{ GeV (ext)}$	0.98	19.65	0.886
$10^{17} \text{ GeV (ext)}$	0.93	18.68	0.830

Table 2. This shows the renormalized masses and the extrapolated masses (ext) at each energy scale for the quarks. The renormalized masses are evaluated based on Ref. [27].

s_{12}	s_{13}	s_{23}	δ_{CP}
0.22501 ± 0.0006	$0.003732^{+0.000090}_{-0.00008}$	$0.04183^{+0.00079}_{-0.0006}$	1.147 ± 0.02

Table 3. Mixing angles and CP phase in the quark sector [28].

A large intrinsic value indicates that an obtained charge assignment well reproduces the renormalized masses and mixings ². Such charge assignment is called a *terminal state*. Specifically, the terminal state is defined to satisfy following requirements:

$$|\mathcal{V}(\mathcal{Q})| < V_0, \quad E_\alpha < V_1 \quad (\text{for } \forall \alpha), \quad E_C^{ij} < V_2 \quad (\text{for } \forall i, j). \quad (3.12)$$

In this paper, we adopt $V_0 = 10.0$, $V_1 = 1.75$, and $V_2 = 0.2$. Here, $V_1 = 1.75$ ($V_2 = 0.2$) means that a ratio of the calculated masses (mixings) to the renormalized masses (observed mixings) satisfies $1.78 \times 10^{-2} \leq r_{\text{mass}} \leq 56.2$ ($0.63 \leq r_{\text{mixings}} \leq 1.58$).

²In the present study, the intrinsic value is defined the same as in Ref. [6] to be based on the findings of the previous study. If the χ^2 value is adopted for intrinsic value, the search can be conducted with more statistical significance.

Note that we change the threshold value from $V_1 = 1.0$ used in Ref. [6] to $V_1 = 1.75$. In that work, experimental masses at the electroweak scale, which are shown in Particle Data Group [29], were used. On the other hand, this study considers renormalized masses that are smaller than those used in the previous research. For example, the up-quark mass shown in Ref. [28] is $m_{u,\text{exp}} = 2.16 \text{ MeV}$, and an allowed range for a terminal state in the case of $V_1 = 1.0$ is $0.216 \text{ MeV} \leq m_u \leq 21.6 \text{ MeV}$. However, $m_{u,\text{RG}} = 0.49 \text{ MeV}$ for $M = 10^{14} \text{ GeV}$ as shown in Table 2, so an allowed range with the same V_1 is $0.049 \text{ MeV} \leq m_u \leq 4.9 \text{ MeV}$. In other words, a tolerance Δm_u to reach a terminal state varies in the following way:

$$\begin{aligned} \Delta m_u^{\text{exp}}(V_1 = 1.0) &= (10^{V_1} - 10^{-V_1}) m_{u,\text{exp}} = 21.4 \\ \rightarrow \Delta m_u^{\text{RG}}(V_1 = 1.0) &= (10^{V_1} - 10^{-V_1}) m_{u,\text{RG}} = 4.9. \end{aligned} \quad (3.13)$$

For the agent, the smaller Δm_u becomes, the harder it is to reach a terminal state and the less experience it has to receive $\mathcal{R}_{\text{term}}$ which is mentioned below. This means that the agent cannot learn the appropriate behavior to reach a terminal state. Thus, we adopt $V_1 = 1.75$ to promote the learning, and this allows the tolerance to remain comparable to the previous work:

$$\Delta m_u^{\text{RG}}(V_1 = 1.75) = 27.5. \quad (3.14)$$

Since changes of the renormalized masses from 10^{14} GeV to 10^{17} GeV are relatively small, the difference of tolerance has little effect on search results at each scale. Then, after optimizing the $\mathcal{O}(1)$ coefficients, we manually extract terminal states where n_{ij} is positive. Moreover, at this time, the reproducibility of the masses is ensured by extracting models that satisfy $V_1 = 1.75$ ($0.1 \leq r_{\text{mass}} \leq 10.0$).

Let us denote the charge assignment \mathcal{Q} as observed by the agent, and \mathcal{Q}' followed by the action \mathbf{a} . For a pair of the assignment and the action $(\mathcal{Q}, \mathbf{a})$, we give the agent rewards \mathcal{R} . The rewarding procedure is exactly the same as in Ref. [6]; thereby we omit a detailed description in this paper³. We adopt $\mathcal{R}_{\text{offset}} = -10$ and $\mathcal{R}_{\text{term}} = 100$.

4 Comparison with traditional methods

In this section, we show the distribution of terminal states of the quark sector, which is found by the RL. We made 20 agents for each energy scale, and in total, it took 6 days to train the neural networks on a single CPU. The loss functions tend to be minimized, and we also check for an increase in the sum of rewards. Thus, overfittings did not occur.

³In many cases, the appropriate design of rewards requires heuristic construction depending on the environment and action space. In contrast, it has been pointed out that the design may be systematized by combining Bayesian statistics with RL [30]. Alternatively, by learning based on models in Bayesian statistics, various algorithms have been developed that can perform learning even with small amounts of data. ‘‘PILCO’’ [31] is one example.

By performing the Monte-Carlo search with the Gaussian distribution described in Sec. 3.3, the $\mathcal{O}(1)$ coefficients y_{ij} are optimized to more realistic ones. In other words, the intrinsic values are surely optimized. We summarize the number of terminal states found by the agents in Table 4. From this, the terminal states are relatively easy to find at $10^{14}, 10^{15}$ GeV.

Energy scale M	10^{14} GeV	10^{15} GeV	10^{16} GeV	10^{17} GeV	Total
Terminal states	710	555	374	546	2,185
Positive n_{ij}	434	323	236	323	1,316
Extracted in $V_1 = 1.0$	44	52	24	36	156

Table 4. The number of models at each scale. The terminal states consist of non-integer n_{ij} , so we should narrow down according to the value of n_{ij} . Then, since they are searched in $V_1 = 1.75$, we extract models that satisfy $V_1 = 1.0$ so that the errors of masses are within single-digit finally.

Our statistical approach with RL is practically more efficient than brute force computation. Let p be the fraction of charge pairs that satisfy $V_1 = 1.0$ in the parameter space generated by the charge combinations. In our learning, we generated the following number of random sets of charges as initial states of each episode:

$$4 \text{ scales} \times 20 \text{ agents} \times 10^5 \text{ episodes} = 8 \times 10^6 \text{ sets.} \quad (4.1)$$

In those, no terminal state is found. Therefore, it is reasonable to estimate $p < 1/(8 \times 10^6)$. Let t be the time required to find one terminal state that satisfies $V_1 = 1.75$ using a method other than RL. Then, the total time T , which is required to find realistic models with a similar number of charges as those found in this work, can be estimated as $T = 2,185 \cdot t/p$.

We tested various optimization methods of “SciPy”, which is a library of Python, to find η satisfying Eq. (5.5). In Table 5, we show the results of actual measurements using the same computer as in the case of RL. It turns out that the time required to find the optimal value of η relating to a particular set of FN charges is at least about 0.274 ms. Thus, the total time T is estimated as follows:

$$T > 2,185 \times 0.274 \text{ ms} \times (8 \times 10^6) \sim 55 \text{ days.} \quad (4.2)$$

In practice, optimization of couplings y_{ij} must also be performed, so the efficiency of the search by RL has a very large impact. Note that the SLSQP method is also used in our RL algorithm, and sufficiently fast optimization of η has been performed.

Method	Calculation time (ms)	Method	Calculation time (ms)
Nelder-Mead	7.225 ± 0.063	TNC	0.737 ± 0.012
Powell	5.132 ± 0.033	COBYLA	1.687 ± 0.011
L-BFGS-B	0.597 ± 0.012	SLSQP	0.274 ± 0.005

Table 5. The `scipy.optimize.minimize` is used for searching an appropriate η .

We show the distribution for all terminal states in Fig. 1. In addition, the distribution of the top 10 models with the highest intrinsic value is also shown to compare with an aligned number of terminal states at each energy scale. In these, terminal states have high intrinsic values around $M = 10^{14}, 10^{15}$ GeV.

The distribution of the domain wall number N_{DW} at each energy scale is shown in Fig. 2. For all scales, the models are located around $N_{\text{DW}} = 30$. In addition, Table 6 shows the average of intrinsic values \mathcal{V} for each N_{DW} category at each scale. The table shows that the distribution of \mathcal{V} varies from scale to scale. For example, the intrinsic value tends to be highest in the region of $N_{\text{DW}} \geq 36$ at $M = 10^{14}, 10^{17}$ GeV, so some cases with small N_{DW} are not expected to reproduce the renormalized masses. The scale of $M = 10^{15}$ GeV also tends to have large \mathcal{V} at about $N_{\text{DW}} = 30$ even considering the 1σ error range. Since the model with the highest intrinsic value among the 156 terminal states is located at $(M/\text{GeV}, N_{\text{DW}}) = (10^{15}, 36)$, it is still expected to be difficult to reproduce renormalized masses with small N_{DW} . On the other hand, for $M = 10^{16}$ GeV, the category with smaller N_{DW} tends to have higher \mathcal{V} . Although the analysis with $M = 10^{16}$ GeV includes the uncertainty due to the relatively large error, it would be possible that there are even smaller N_{DW} terminal states at $M = 10^{16}$ GeV.

In a previous study [1], an example with $N_{\text{DW}} = 26$ was treated as a benchmark for roughly reproducing the flavor structure. By statistical analysis with RL as described above, the lower limit of N_{DW} reproducing the flavor structure may be around $N_{\text{DW}} = 20$. In any case, RL is useful as a flexible method to explore discrete parameters such as FN charges and to consider the constraints from cosmology and so on.

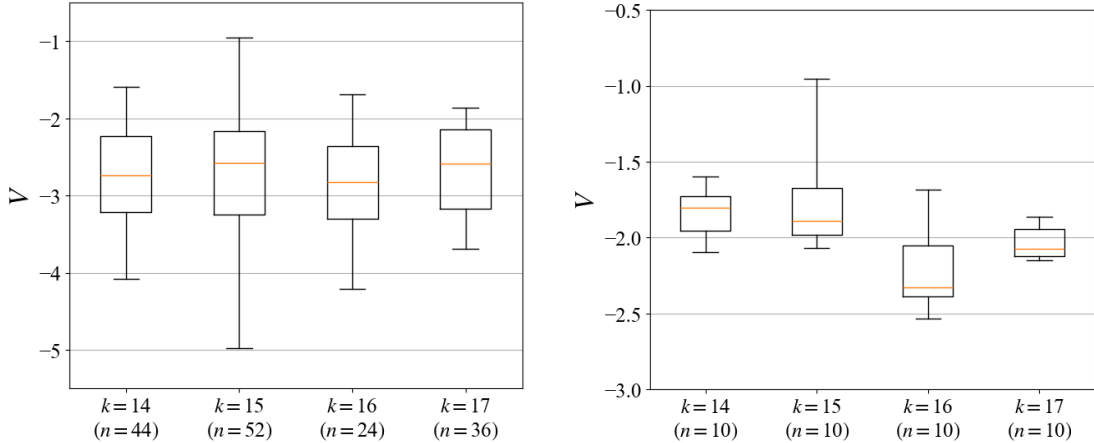


Figure 1. $k = \log_{10} M$ means the energy scale and n is the number of models found in our numerical analysis. The left figure shows the distribution of intrinsic values V for the whole terminal states. On the other hand, we extract 10 models with high intrinsic values at each k in the right figure. Realistic models are numerous for $k = 14, 15$. In addition, their intrinsic values tend to be high. Note that the range of the vertical axis is different in each graph.

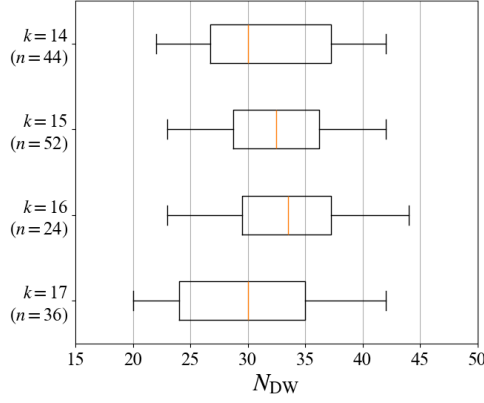


Figure 2. $k = \log_{10} M$ means the energy scale and n is the number of models found in our numerical analysis. Our finding models are located around $N_{\text{DW}} = 30$, and a minimum value is $N_{\text{DW}} = 20$ at $k = 17$.

	$N_{\text{DW}} \in [20, 28)$	$N_{\text{DW}} \in [28, 36)$	$N_{\text{DW}} \in [36, 44]$
$k = 14$	-2.78 ± 0.13	-2.71 ± 0.19	$-\mathbf{2.61} \pm 0.20$
$k = 15$	-2.89 ± 0.20	$-\mathbf{2.55} \pm 0.15$	-2.91 ± 0.24
$k = 16$	$-\mathbf{2.47} \pm 0.27$	-2.77 ± 0.17	-3.12 ± 0.26
$k = 17$	-2.69 ± 0.16	-2.86 ± 0.17	$-\mathbf{2.44} \pm 0.10$

Table 6. The terminal states at each energy scale are divided into three categories according to N_{DW} , and the average intrinsic value in each category is shown with $k = \log_{10} M$. The largest averages among the three categories are written in bold. The distribution of intrinsic value is different at each energy scale. Especially at $k = 16$, the smaller the N_{DW} , the higher the intrinsic value.

5 Exploring the flaxion physics

From the results of RL, the flaxion decay constant f_a , as well as the misalignment angle θ_i given by Eq. (2.29), can be fixed. Then we can set the upper bound for the inflationary scale H_{inf} through Eq. (2.30). Fig. 3 shows the correlation between inflationary scales and the misalignment angles for each model. The colors of the data classify energy scales. The blue, red, green, and orange mean $M = 10^{14}$, 10^{15} , 10^{16} , and 10^{17} GeV respectively. The gray shaded region is excluded by Eq. (2.32). Therefore, we can state that $M \gtrsim 10^{15}$ GeV models are favored by cosmology.

In this section, we discuss the flaxion phenomenology. To calculate the flaxion-photon coupling, we should determine the FN charges for both quarks and leptons. Thus, we run some training for the lepton sector. Two benchmark points of the quark sector are shown in Table 7 and Table 8. Benchmark 1 has the highest intrinsic value in the case of $M = 10^{15}$ GeV. On the other hand, benchmark 2 has the highest intrinsic value in the case of $M = 10^{16}$ GeV.

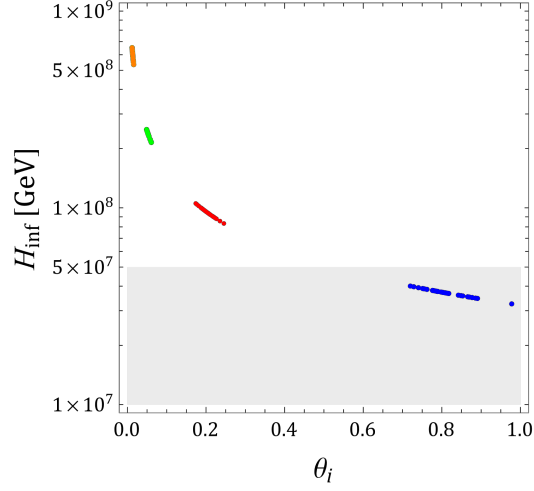


Figure 3. The point clouds are formed at $M = 10^{14}$ GeV (blue), 10^{15} GeV (red), 10^{16} GeV (green) and 10^{17} GeV (orange) in ascending order of H_{inf} . The gray area is the excluded region from the inflation scenario. Thus, all of the terminal states found at $M = 10^{14}$ GeV are unsuitable due to cosmological constraints.

Charges	$\mathcal{Q} = \left(\begin{array}{ccc ccc ccc cc} Q_1 & Q_2 & Q_3 & u_1 & u_2 & u_3 & d_1 & d_2 & d_3 & H & \phi \end{array} \right)$
$\mathcal{O}(1)$ coeff.	$y^u \simeq \begin{pmatrix} -1.483 & -1.021 & -0.996 \\ -1.513 & 0.960 & 0.866 \\ -1.219 & -0.500 & 0.400 \end{pmatrix}, y^d \simeq \begin{pmatrix} -1.117 & 0.793 & 1.291 \\ -1.087 & 0.507 & -1.313 \\ -0.868 & -1.618 & -0.929 \end{pmatrix}$
VEV	$\eta \simeq 0.255 \cdot e^{1.533i}$
Intrinsic value	$\mathcal{V}_{\text{opt}} \simeq -0.953$
Masses (output)	$\begin{pmatrix} m_u/\text{MeV} & m_c/\text{GeV} & m_t/\text{GeV} \\ m_d/\text{MeV} & m_s/\text{MeV} & m_b/\text{GeV} \end{pmatrix} \simeq \begin{pmatrix} 0.289 & 0.222 & 69.79 \\ 2.13 & 20.70 & 0.938 \end{pmatrix}$
Ratios (masses)	$\begin{pmatrix} E_u & E_c & E_t \\ E_d & E_s & E_b \end{pmatrix} \simeq \begin{pmatrix} 0.205 & 0.025 & 0.025 \\ 0.313 & 0.001 & 0.004 \end{pmatrix}$
CKM matrix (output)	$ V_{\text{CKM}} \simeq \begin{pmatrix} 0.983 & 0.185 & 0.004 \\ 0.184 & 0.982 & 0.041 \\ 0.012 & 0.039 & 0.999 \end{pmatrix}$
Ratios (mixings)	$E_{\mathcal{C}} \simeq \begin{pmatrix} 0.004 & 0.086 & 0.041 \\ 0.086 & 0.004 & 0.010 \\ 0.128 & 0.019 & 0.000 \end{pmatrix}$

Table 7. Benchmark 1 for the quark sector at $M = 10^{15}$ GeV.

Charges	$\mathcal{Q} = \left(\begin{array}{ccc ccc ccc cc} Q_1 & Q_2 & Q_3 & u_1 & u_2 & u_3 & d_1 & d_2 & d_3 & H & \phi \\ \hline -2 & -1 & 2 & 1 & 1 & -2 & 7 & 7 & 8 & -3 & -1 \end{array} \right)$
$\mathcal{O}(1)$ coeff.	$y^u \simeq \begin{pmatrix} -0.980 & -1.125 & 1.128 \\ -1.004 & -0.660 & 1.076 \\ 1.535 & 1.148 & 0.400 \end{pmatrix}, y^d \simeq \begin{pmatrix} 1.138 & -1.178 & -1.184 \\ -1.281 & -0.899 & 1.612 \\ -1.106 & 1.243 & -1.421 \end{pmatrix}$
VEV	$\eta \simeq 0.148 \cdot e^{1.505i}$
Intrinsic value	$\mathcal{V}_{\text{opt}} \simeq -1.684$
Masses (output)	$\begin{pmatrix} m_u/\text{MeV} & m_c/\text{GeV} & m_t/\text{GeV} \\ m_d/\text{MeV} & m_s/\text{MeV} & m_b/\text{GeV} \end{pmatrix} \simeq \begin{pmatrix} 0.718 & 0.080 & 697.33 \\ 0.67 & 19.70 & 0.952 \end{pmatrix}$
Ratios (masses)	$\begin{pmatrix} E_u & E_c & E_t \\ E_d & E_s & E_b \end{pmatrix} \simeq \begin{pmatrix} 0.214 & 0.443 & 0.007 \\ 0.163 & 0.001 & 0.032 \end{pmatrix}$
CKM matrix (output)	$ V_{\text{CKM}} \simeq \begin{pmatrix} 0.985 & 0.170 & 0.003 \\ 0.170 & 0.984 & 0.058 \\ 0.013 & 0.057 & 0.998 \end{pmatrix}$
Ratios (mixings)	$E_C \simeq \begin{pmatrix} 0.005 & 0.121 & 0.074 \\ 0.123 & 0.005 & 0.145 \\ 0.179 & 0.142 & 0.000 \end{pmatrix}$

Table 8. Benchmark 2 for the quark sector at $M = 10^{16}$ GeV.

By using those benchmarks, we also make the agent learn the lepton sector. We adopt $N_{\text{ep}} = 6 \times 10^4$ and the other hyper-parameters are the same as the learning of the quark sector. We considered renormalized masses of the charged leptons shown in Table 9 and a constraint for the sum of neutrino masses $\Sigma m_\nu < 85 \text{ meV}$ based on the ΛCDM model in Ref. [32]. Moreover, we also check constraints for the mixing angles based on NuFIT v5.3.

An intrinsic value for the lepton sector is defined as

$$\mathcal{V}(\mathcal{Q}) = \mathcal{M}_{\text{lepton}} + \mathcal{P}, \quad (5.1)$$

with

$$\mathcal{M}_{\text{lepton}} = \sum_{\alpha=l} E_\alpha, \quad (5.2)$$

$$\mathcal{P} = \sum_{i,j} E_{\mathcal{P}}^{ij}. \quad (5.3)$$

The errors $E_{\alpha,\mathcal{P}}$ are calculated in following ways:

$$E_\alpha = \left| \log_{10} \left(\frac{|m_\alpha|}{|m_{\alpha,\text{RG}}|} \right) \right|, \quad (5.4)$$

$$E_{\mathcal{P}}^{ij} = \begin{cases} 0.0 & (\text{in } 3\sigma \text{ CL ranges of Eq. (5.6)}) \\ \left| \log_{10} \left(\frac{|V_{\text{PMNS}}^{ij}|}{|V_{\text{PMNS,exp}}^{ij}|} \right) \right| & (\text{other}) \end{cases}. \quad (5.5)$$

From NuFIT v5.3 and Ref. [33], 3σ CL ranges of the PMNS matrix are given by

$$|V_{\text{PMNS}}| = \begin{pmatrix} 0.801 \rightarrow 0.842, 0.518 \rightarrow 0.580, 0.142 \rightarrow 0.155 \\ 0.236 \rightarrow 0.507, 0.458 \rightarrow 0.691, 0.630 \rightarrow 0.779 \\ 0.264 \rightarrow 0.527, 0.471 \rightarrow 0.700, 0.610 \rightarrow 0.762 \end{pmatrix}. \quad (5.6)$$

energy	$m_{e,\text{RG}}/\text{MeV}$	$m_{\mu,\text{RG}}/\text{GeV}$	$m_{\tau,\text{RG}}/\text{GeV}$
10^8 GeV	0.49691 ± 0.00098	0.104681 ± 0.000183	1.77852 ± 0.00308
10^{12} GeV	0.48388 ± 0.00139	0.101936 ± 0.000277	1.73194 ± 0.00466
$10^{14} \text{ GeV (ext)}$	0.47856	0.100813	1.71303
$10^{15} \text{ GeV (ext)}$	0.47733	0.100550	1.70871
$10^{16} \text{ GeV (ext)}$	0.47747	0.100577	1.70936
$10^{17} \text{ GeV (ext)}$	0.47931	0.100961	1.71614

Table 9. This shows the renormalized masses and the extrapolated masses (ext) at each energy scale for the charged leptons. The renormalized masses are evaluated based on Ref. [27].

We make 6 agents for each of the benchmarks and need 15 hours on a single CPU for the whole learning process. In the training, we fix the normal ordering of neutrino masses. The number of terminal states found by the agent is summarized in Table 10. For $M = 10^{15} \text{ GeV}$, we find 4,732 terminal states, and among them, 23 models satisfy the 3σ constraints for the mixing angles $\theta_{12}, \theta_{13}, \theta_{23}$. On the other hand, for $M = 10^{16} \text{ GeV}$, we find few terminal states with $V_2 = 0.2$, and no state satisfies all of the constraints for the mixing angles. Thus, similar to the evaluation of renormalized masses, we repeat the learning process with $V_2 = 0.3$ and then narrow down terminal states to $V_2 = 0.2$. We then obtain 6,219 terminal states, and among them, 7 models satisfy the 3σ constraints for the mixing angles. Finally, 30 models were extracted by considering the mixing constraints, which were chosen as benchmarks for the lepton sector. The details of these benchmarks for the lepton sector are summarized in Appendix A.

The tendency for the number of terminal states at $M = 10^{15}, 10^{16} \text{ GeV}$ are different due to the value of M in the neutrino mass matrix. In other words, the change in M complicates the reproduction of the mixing matrix. The appropriate value of V_2 at each energy scale needs to be analyzed, but we leave this issue for future work.

The flaxion-photon coupling is given by using the charges obtained from the results of RL. Note that the charges of both quarks and leptons are needed to calculate the coupling. Therefore, we chose the charge pairs for benchmark 1 in Tables 7 and 11 or benchmark 2 in Tables 8 and 12. Fig. 4 shows the effective coupling constant based on the charges of the benchmark models. This mass range will be explored in the future experiment, ex., DMRadio- m^3 in Ref. [7]. In this figure, only the results at $M = 10^{15} \text{ GeV}$ are within the sensitivity region of the DMRadio- m^3 . However, the calculated values at $M = 10^{16} \text{ GeV}$ are also close to the sensitivity region. Therefore, it is expected that the RL with the appropriate value of V_2 will lead to the discovery of models that overlap in the same sensitivity region in a short time.

Energy scale M	Benchmark 1 10^{15} GeV	Benchmark 2 10^{16} GeV
Terminal states	4,732	6,219
Positive n_{ij}	575	451
Extracted in $(V_1, V_2) = (1.0, 0.2)$	364	197
Extracted in $\Sigma m_\nu < 85$ meV	361	197
Extracted in mixing angles	23	7

Table 10. This shows the number of models for the lepton sector based on the benchmark point of the quark sector. The terminal states include non-integer n_{ij} , so we should narrow down according to the value of n_{ij} . Since they are limited by $V_1 = 1.75$, we extract models that satisfy $V_1 = 1.0$ so that the errors of masses are within single-digit. Finally, the constraint $\Sigma m_\nu < 85$ meV from Ref. [32] and the 3σ constraints for the mixing angles from NuFIT v5.3 are considered.

Charges	$\mathcal{Q} = \left(\begin{array}{ccc ccc ccc ccc} L_1 & L_2 & L_3 & N_1 & N_2 & N_3 & l_1 & l_2 & l_3 & H & \phi \end{array} \right)$
$\mathcal{O}(1)$ coeff.	$y^l \simeq \begin{pmatrix} -0.810 & -1.032 & -0.321 \\ 1.169 & -0.925 & -0.784 \\ -0.910 & -0.714 & -0.939 \end{pmatrix}, y^\nu \simeq \begin{pmatrix} -0.928 & 0.674 & -1.224 \\ 0.743 & 1.088 & 1.250 \\ 1.152 & 0.613 & -1.377 \end{pmatrix}$ $y^N \simeq \begin{pmatrix} -1.095 & -1.146 & 0.987 \\ -1.146 & -1.352 & 0.721 \\ 0.987 & 0.721 & 1.209 \end{pmatrix}$
Intrinsic value	$\mathcal{V}_{\text{opt}} \simeq -0.321$
Masses (output)	$\begin{pmatrix} m_e/\text{MeV} & m_\mu/\text{GeV} & m_\tau/\text{GeV} \\ m_{\nu_1}/\text{meV} & m_{\nu_2}/\text{meV} & m_{\nu_3}/\text{meV} \end{pmatrix} \simeq \begin{pmatrix} 0.57815 & 0.116738 & 2.54709 \\ 4.475 \times 10^{-7} & 8.178 \times 10^{-7} & 3.761 \times 10^{-6} \end{pmatrix}$
PMNS matrix (output)	$ V_{\text{PMNS}} \simeq \begin{pmatrix} 0.825 & 0.544 & 0.151 \\ 0.298 & 0.647 & 0.702 \\ 0.479 & 0.534 & 0.696 \end{pmatrix}$
Mixing angles (output)	$(\theta_{12} \ \theta_{13} \ \theta_{23}) \simeq (0.185\pi \ 0.048\pi \ 0.251\pi)$

Table 11. Benchmark point for the lepton sector. The VEV is same as Table 7, and this has the highest intrinsic value among the models which are found by the agent.

Charges	$Q = \left(\begin{array}{ccc ccc cc cc} L_1 & L_2 & L_3 & N_1 & N_2 & N_3 & l_1 & l_2 & l_3 & H & \phi \\ \hline -4 & -4 & -4 & 3 & 8 & 1 & 6 & 3 & 2 & -3 & -1 \end{array} \right)$
$\mathcal{O}(1)$ coeff.	$y^l \simeq \begin{pmatrix} -0.652 & -1.396 & 1.040 \\ -1.175 & -1.376 & -1.075 \\ 1.171 & -1.295 & -0.925 \end{pmatrix}, y^\nu \simeq \begin{pmatrix} 0.815 & 0.553 & -0.837 \\ 0.903 & -1.349 & 1.040 \\ 1.326 & -1.310 & -0.467 \end{pmatrix}$ $y^N \simeq \begin{pmatrix} 1.068 & -1.147 & 0.874 \\ -1.147 & 1.003 & 1.487 \\ 0.874 & 1.487 & -0.885 \end{pmatrix}$
Intrinsic value	$\mathcal{V}_{\text{opt}} \simeq -0.595$
Masses (output)	$\begin{pmatrix} m_e/\text{MeV} & m_\mu/\text{GeV} & m_\tau/\text{GeV} \\ m_{\nu_1}/\text{meV} & m_{\nu_2}/\text{meV} & m_{\nu_3}/\text{meV} \end{pmatrix} \simeq \begin{pmatrix} 0.46065 & 0.188688 & 1.00064 \\ 1.724 \times 10^{-12} & 9.254 \times 10^{-12} & 2.056 \times 10^{-11} \end{pmatrix}$
PMNS matrix (output)	$ V_{\text{PMNS}} \simeq \begin{pmatrix} 0.834 & 0.531 & 0.151 \\ 0.456 & 0.508 & 0.731 \\ 0.311 & 0.679 & 0.665 \end{pmatrix}$
Mixing angles (output)	$(\theta_{12} \ \theta_{13} \ \theta_{23}) \simeq (0.180\pi \ 0.048\pi \ 0.265\pi)$

Table 12. Benchmark point for the lepton sector. The VEV is the same as Table 8, and this has the highest intrinsic value among the models which are found by the agent.

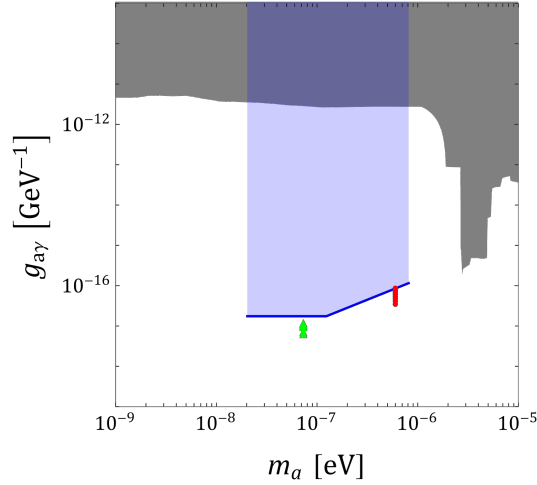


Figure 4. Right circles (Red) and left triangles (green) are the results calculated by using the FN charges of the lepton sector corresponding to Benchmarks 1 and 2, respectively. The gray area indicates the region excluded by existing experiments. On the other hand, the blue area indicates the sensitivity of DMRadio- m^3 proposed in Ref. [7].

6 Conclusion

Flavor symmetries give many insights into new physics beyond the Standard Model. Recently, there have been many works analyzing theoretical models with machine learning. Under these circumstances, RL can be a new statistical analysis method to capture features of the models that are difficult to observe in sequential calculations. In particular, RL is useful for solving issues which are difficult within conventional descent approaches.

In this paper, we constructed a new algorithm to search for the model parameters in the minimal axion model from flavor following the RL-based search strategy, where the flavor structure had been analyzed in Ref. [34] and Ref. [6]. In Sec. 2, we introduced the $U(1)$ flavor model with the FN mechanism, and a pseudo-scalar field arising from the imaginary component of the flavon. Then, in Sec. 3, we designed RL to find $U(1)$ charge assignments of the quark sector and considered renormalizing effects for masses. In Sec. 4, we studied the statistical differences at the four energy scales, i.e., $M = 10^{14}, 10^{15}, 10^{16}, 10^{17}$ GeV, by training 20 agents at each scale. Through 6 days of neural network training, the agents found a total of 156 terminal states that had errors within single-digit from the renormalized masses. In addition, we estimated the time required to discover the same number of terminal states without using RL. For various optimization methods, we require the total time of at least 55 days. This indicates that the RL-based search method for discrete parameters is faster than conventional computational methods. We also discussed the phenomenology of the flaxion in Sec. 5, taking the constraints from the dark matter, the isocurvature perturbation and the inflation into account. It turned out that $U(1)$ charge assignments with high intrinsic values are realized around $M = 10^{14}, 10^{15}$ GeV, although the isocurvature constraint puts a lower bound on M , i.e., $M \gtrsim 10^{15}$ GeV. Note that the reproducibility of renormalized masses depends on the energy scales. Furthermore, we ran additional training for the lepton sector for the benchmarks of quarks. As a result, we found some terminal states of the leptons that satisfy the constraints of the sum of neutrino masses and mixing angles. From those states, we show the distribution of the flaxion mass and flaxion-photon coupling at $M = 10^{15}, 10^{16}$ GeV, which will be explored in future experiments such as DMRadio-m³ [7]. Our proposed RL-based efficient analysis may provide a statistical perspective not only for our discussion of the cosmological axion model but also for other particle phenomenology as well as cosmology.

Before closing our paper, we will mention possible future works:

- In this work, since only one flavon field is introduced, we are not able to derive the CP-symmetry breaking in the quark sector. One way to improve this situation is to introduce two flavons and consider the phase difference between them. In this case, one of the two flaxions will be regarded as the QCD axion, and the mechanism of mass generation for the other flaxion in the orthogonal direction should be discussed. Alternatively, another way to derive CP-symmetry breaking is to consider the complex Yukawa couplings. In this case, it is nontrivial whether RL can find many terminal states immediately. That is because the parameter space of Yukawa couplings generated in the first step of learning is expanded. Then, it is also useful to discuss how

the degree of the FN charge space has been explored by the agent when no terminal state is found in a single training session for fixed Yukawa couplings.

- We focused on the specific axion model with $U(1)$ flavor symmetry, but our neural network architecture can be applied to other axion models as well as flavors by replacing the input data with the appropriate ones. Furthermore, it would be interesting to verify the axion from other experiments and cosmological observations by using the RL-based strategy, but we leave comprehensive studies for future work.
- Our architecture of the neural network follows a previous study [6]. This network has about 10,000 parameters, so in total, one agent has 20,000 parameters to be optimized since two types of neural networks are used in DQN (Q network and target network). In this study, the parameters of the two networks were initialized in the first episode. Since each agent works through a different learning process independently, the parameters of the networks differ for each agent. On the other hand, neural networks are known to exhibit the phenomenon of “generalization”. This is the ability to make appropriate classifications or predictions for unknown data that have never been observed. Our networks output optimal actions even for sets of FN charges that have not been inputted before. This attempt itself is established based on the generalization ability. However, in the sense that the generalization is only valid for certain fixed Yukawa couplings, this study does not fully make good use of the unique strengths of neural networks. Thus, preparing a larger-scale architecture is a stepping stone to realizing a more generalized search strategy by RL. If we construct neural networks that can output the optimal action for arbitrary Yukawa couplings, the learning itself can be done only once, and further reduction of computational time is expected.

Acknowledgments

This work was supported in part by Kyushu University’s Innovator Fellowship Program (S. N., C. M.), JSPS KAKENHI Grant Numbers JP23H04512 (H.O).

A Benchmark points for lepton sector

A.1 The case of 10^{15} GeV

We show benchmarks for the leptons at $M = 10^{15}$ GeV. Note that the VEV is the same as Table 7. Following tables are ordered by the intrinsic values.

Charges	$\mathcal{Q} = \left(\begin{array}{ccc ccc ccc cc} L_1 & L_2 & L_3 & N_1 & N_2 & N_3 & l_1 & l_2 & l_3 & H & \phi \end{array} \right)$
$\mathcal{O}(1)$ coeff.	$y^l \simeq \begin{pmatrix} -0.810 & -1.032 & -0.321 \\ 1.169 & -0.925 & -0.784 \\ -0.910 & -0.714 & -0.939 \end{pmatrix}, y^\nu \simeq \begin{pmatrix} -0.928 & 0.674 & -1.224 \\ 0.743 & 1.088 & 1.250 \\ 1.152 & 0.613 & -1.377 \end{pmatrix}$ $y^N \simeq \begin{pmatrix} -1.095 & -1.146 & 0.987 \\ -1.146 & -1.352 & 0.721 \\ 0.987 & 0.721 & 1.209 \end{pmatrix}$
Intrinsic value	$\mathcal{V}_{\text{opt}} \simeq -0.321$
Masses (output)	$\begin{pmatrix} m_e/\text{MeV} & m_\mu/\text{GeV} & m_\tau/\text{GeV} \\ m_{\nu_1}/\text{meV} & m_{\nu_2}/\text{meV} & m_{\nu_3}/\text{meV} \end{pmatrix} \simeq \begin{pmatrix} 0.57815 & 0.116738 & 2.54709 \\ 4.475 \times 10^{-6} & 8.178 \times 10^{-5} & 3.761 \times 10^{-4} \end{pmatrix}$
PMNS matrix (output)	$ V_{\text{PMNS}} \simeq \begin{pmatrix} 0.825 & 0.544 & 0.151 \\ 0.298 & 0.647 & 0.702 \\ 0.479 & 0.534 & 0.696 \end{pmatrix}$
Mixing angles (output)	$(\theta_{12} \ \theta_{13} \ \theta_{23}) \simeq (0.185\pi \ 0.048\pi \ 0.251\pi)$

Charges	$\mathcal{Q} = \left(\begin{array}{ccc ccc ccc cc} L_1 & L_2 & L_3 & N_1 & N_2 & N_3 & l_1 & l_2 & l_3 & H & \phi \end{array} \right)$
$\mathcal{O}(1)$ coeff.	$y^l \simeq \begin{pmatrix} 0.963 & 0.894 & 0.873 \\ 1.020 & 1.320 & -1.311 \\ 0.908 & 0.616 & 1.089 \end{pmatrix}, y^\nu \simeq \begin{pmatrix} 0.536 & -0.883 & 0.921 \\ -1.371 & -0.904 & -0.975 \\ -0.959 & -1.103 & 1.298 \end{pmatrix}$ $y^N \simeq \begin{pmatrix} 1.143 & -1.011 & 1.444 \\ -1.011 & 1.287 & 0.649 \\ 1.444 & 0.649 & -1.082 \end{pmatrix}$
Intrinsic value	$\mathcal{V}_{\text{opt}} \simeq -0.335$
Masses (output)	$\begin{pmatrix} m_e/\text{MeV} & m_\mu/\text{GeV} & m_\tau/\text{GeV} \\ m_{\nu_1}/\text{meV} & m_{\nu_2}/\text{meV} & m_{\nu_3}/\text{meV} \end{pmatrix} \simeq \begin{pmatrix} 0.50593 & 0.071445 & 1.17743 \\ 3.316 \times 10^{-7} & 5.354 \times 10^{-7} & 7.069 \times 10^{-6} \end{pmatrix}$
PMNS matrix (output)	$ V_{\text{PMNS}} \simeq \begin{pmatrix} 0.825 & 0.544 & 0.153 \\ 0.491 & 0.556 & 0.671 \\ 0.280 & 0.628 & 0.726 \end{pmatrix}$
Mixing angles (output)	$(\theta_{12} \ \theta_{13} \ \theta_{23}) \simeq (0.186\pi \ 0.049\pi \ 0.237\pi)$

Charges	$\mathcal{Q} = \left(\begin{array}{ccc ccc ccc cc} L_1 & L_2 & L_3 & N_1 & N_2 & N_3 & l_1 & l_2 & l_3 & H & \phi \\ 8 & 8 & 9 & -2 & -8 & 0 & 2 & -2 & 0 & 2 & 1 \end{array} \right)$
$\mathcal{O}(1)$ coeff.	$y^l \simeq \begin{pmatrix} 1.398 & 1.025 & -1.205 \\ 1.179 & -0.946 & 0.882 \\ -0.973 & -1.312 & 1.064 \end{pmatrix}, y^\nu \simeq \begin{pmatrix} -1.013 & 1.028 & 0.860 \\ -1.250 & -1.370 & 1.168 \\ 1.408 & 1.130 & 0.635 \end{pmatrix}$ $y^N \simeq \begin{pmatrix} 1.197 & -0.612 & 1.020 \\ -0.612 & -0.735 & -0.890 \\ 1.020 & -0.890 & -0.984 \end{pmatrix}$
Intrinsic value	$\mathcal{V}_{\text{opt}} \simeq -0.463$
Masses (output)	$\begin{pmatrix} m_e/\text{MeV} & m_\mu/\text{GeV} & m_\tau/\text{GeV} \\ m_{\nu_1}/\text{meV} & m_{\nu_2}/\text{meV} & m_{\nu_3}/\text{meV} \end{pmatrix} \simeq \begin{pmatrix} 0.29641 & 0.070178 & 1.35618 \\ 4.884 \times 10^{-12} & 3.498 \times 10^{-11} & 3.151 \times 10^{-10} \end{pmatrix}$
PMNS matrix (output)	$ V_{\text{PMNS}} \simeq \begin{pmatrix} 0.821 & 0.551 & 0.146 \\ 0.484 & 0.538 & 0.690 \\ 0.302 & 0.638 & 0.709 \end{pmatrix}$
Mixing angles (output)	$(\theta_{12} \ \theta_{13} \ \theta_{23}) \simeq (0.188\pi \ 0.047\pi \ 0.246\pi)$

Charges	$\mathcal{Q} = \left(\begin{array}{ccc ccc ccc cc} L_1 & L_2 & L_3 & N_1 & N_2 & N_3 & l_1 & l_2 & l_3 & H & \phi \\ 2 & 2 & 3 & -8 & -5 & -7 & -3 & -8 & -6 & 2 & 1 \end{array} \right)$
$\mathcal{O}(1)$ coeff.	$y^l \simeq \begin{pmatrix} 0.406 & 0.979 & 0.625 \\ 0.816 & 1.028 & -1.222 \\ -0.890 & -1.556 & -1.123 \end{pmatrix}, y^\nu \simeq \begin{pmatrix} -1.140 & -0.935 & -1.551 \\ -0.897 & 0.761 & 1.083 \\ -0.902 & -1.061 & 1.135 \end{pmatrix}$ $y^N \simeq \begin{pmatrix} -1.397 & -1.127 & -1.309 \\ -1.127 & 0.516 & -1.077 \\ -1.309 & -1.077 & -1.393 \end{pmatrix}$
Intrinsic value	$\mathcal{V}_{\text{opt}} \simeq -0.578$
Masses (output)	$\begin{pmatrix} m_e/\text{MeV} & m_\mu/\text{GeV} & m_\tau/\text{GeV} \\ m_{\nu_1}/\text{meV} & m_{\nu_2}/\text{meV} & m_{\nu_3}/\text{meV} \end{pmatrix} \simeq \begin{pmatrix} 0.35035 & 0.057377 & 2.70682 \\ 8.581 \times 10^{-5} & 6.419 \times 10^{-4} & 1.336 \times 10^{-2} \end{pmatrix}$
PMNS matrix (output)	$ V_{\text{PMNS}} \simeq \begin{pmatrix} 0.818 & 0.554 & 0.154 \\ 0.278 & 0.616 & 0.737 \\ 0.503 & 0.561 & 0.658 \end{pmatrix}$
Mixing angles (output)	$(\theta_{12} \ \theta_{13} \ \theta_{23}) \simeq (0.189\pi \ 0.049\pi \ 0.268\pi)$

Charges	$\mathcal{Q} = \left(\begin{array}{ccc ccc ccc c} L_1 & L_2 & L_3 & N_1 & N_2 & N_3 & l_1 & l_2 & l_3 & H & \phi \end{array} \right)$
$\mathcal{O}(1)$ coeff.	$y^l \simeq \begin{pmatrix} 0.850 & -0.895 & 1.098 \\ 1.145 & 0.584 & 0.945 \\ -1.057 & -0.914 & -0.950 \end{pmatrix}, y^\nu \simeq \begin{pmatrix} 0.966 & -0.676 & -0.774 \\ 0.427 & -1.293 & 1.260 \\ -1.075 & 0.965 & -0.950 \end{pmatrix}$ $y^N \simeq \begin{pmatrix} 1.116 & 0.968 & 1.203 \\ 0.968 & 1.136 & 1.075 \\ 1.203 & 1.075 & 1.059 \end{pmatrix}$
Intrinsic value	$\mathcal{V}_{\text{opt}} \simeq -0.637$
Masses (output)	$\begin{pmatrix} m_e/\text{MeV} & m_\mu/\text{GeV} & m_\tau/\text{GeV} \\ m_{\nu_1}/\text{meV} & m_{\nu_2}/\text{meV} & m_{\nu_3}/\text{meV} \end{pmatrix} \simeq \begin{pmatrix} 0.54572 & 0.029910 & 1.92809 \\ 1.164 \times 10^{-8} & 5.437 \times 10^{-6} & 1.966 \times 10^{-5} \end{pmatrix}$
PMNS matrix (output)	$ V_{\text{PMNS}} \simeq \begin{pmatrix} 0.814 & 0.560 & 0.153 \\ 0.499 & 0.541 & 0.677 \\ 0.297 & 0.628 & 0.720 \end{pmatrix}$
Mixing angles (output)	$(\theta_{12} \ \theta_{13} \ \theta_{23}) \simeq (0.192\pi \ 0.049\pi \ 0.240\pi)$

Charges	$\mathcal{Q} = \left(\begin{array}{ccc ccc ccc c} L_1 & L_2 & L_3 & N_1 & N_2 & N_3 & l_1 & l_2 & l_3 & H & \phi \end{array} \right)$
$\mathcal{O}(1)$ coeff.	$y^l \simeq \begin{pmatrix} -0.717 & 0.716 & 0.960 \\ -1.300 & -1.192 & 1.586 \\ -1.240 & -0.578 & 1.225 \end{pmatrix}, y^\nu \simeq \begin{pmatrix} -1.022 & -1.462 & 0.763 \\ -0.515 & -0.946 & -0.931 \\ -0.924 & 1.167 & 0.668 \end{pmatrix}$ $y^N \simeq \begin{pmatrix} 1.081 & 1.196 & 1.299 \\ 1.196 & 1.172 & -0.455 \\ 1.299 & -0.455 & -0.887 \end{pmatrix}$
Intrinsic value	$\mathcal{V}_{\text{opt}} \simeq -0.710$
Masses (output)	$\begin{pmatrix} m_e/\text{MeV} & m_\mu/\text{GeV} & m_\tau/\text{GeV} \\ m_{\nu_1}/\text{meV} & m_{\nu_2}/\text{meV} & m_{\nu_3}/\text{meV} \end{pmatrix} \simeq \begin{pmatrix} 0.19203 & 0.088546 & 0.93953 \\ 5.174 \times 10^{-6} & 7.689 \times 10^{-6} & 1.482 \times 10^{-5} \end{pmatrix}$
PMNS matrix (output)	$ V_{\text{PMNS}} \simeq \begin{pmatrix} 0.809 & 0.569 & 0.145 \\ 0.338 & 0.654 & 0.676 \\ 0.480 & 0.498 & 0.722 \end{pmatrix}$
Mixing angles (output)	$(\theta_{12} \ \theta_{13} \ \theta_{23}) \simeq (0.195\pi \ 0.046\pi \ 0.240\pi)$

Charges	$\mathcal{Q} = \left(\begin{array}{ccc ccc ccc cc} L_1 & L_2 & L_3 & N_1 & N_2 & N_3 & l_1 & l_2 & l_3 & H & \phi \\ 8 & 8 & 9 & -3 & -8 & -6 & 2 & -1 & 1 & 2 & 1 \end{array} \right)$
$\mathcal{O}(1)$ coeff.	$y^l \simeq \begin{pmatrix} 0.948 & -1.089 & -0.508 \\ 1.817 & -1.052 & 1.125 \\ 1.488 & -1.128 & 1.333 \end{pmatrix}, y^\nu \simeq \begin{pmatrix} -0.804 & -1.092 & -0.790 \\ -0.644 & 0.620 & -0.793 \\ 1.113 & -0.928 & 1.219 \end{pmatrix}$ $y^N \simeq \begin{pmatrix} 1.005 & -1.203 & -1.475 \\ -1.203 & 0.550 & -1.382 \\ -1.475 & -1.382 & -0.796 \end{pmatrix}$
Intrinsic value	$\mathcal{V}_{\text{opt}} \simeq -0.778$
Masses (output)	$\begin{pmatrix} m_e/\text{MeV} & m_\mu/\text{GeV} & m_\tau/\text{GeV} \\ m_{\nu_1}/\text{meV} & m_{\nu_2}/\text{meV} & m_{\nu_3}/\text{meV} \end{pmatrix} \simeq \begin{pmatrix} 1.40507 & 0.184622 & 1.53861 \\ 1.124 \times 10^{-14} & 3.755 \times 10^{-11} & 3.824 \times 10^{-11} \end{pmatrix}$
PMNS matrix (output)	$ V_{\text{PMNS}} \simeq \begin{pmatrix} 0.806 & 0.574 & 0.144 \\ 0.323 & 0.632 & 0.705 \\ 0.495 & 0.522 & 0.695 \end{pmatrix}$
Mixing angles (output)	$(\theta_{12} \ \theta_{13} \ \theta_{23}) \simeq (0.197\pi \ 0.046\pi \ 0.252\pi)$

Charges	$\mathcal{Q} = \left(\begin{array}{ccc ccc ccc cc} L_1 & L_2 & L_3 & N_1 & N_2 & N_3 & l_1 & l_2 & l_3 & H & \phi \\ 4 & 4 & 5 & 0 & -9 & -2 & -2 & -5 & -3 & 2 & 1 \end{array} \right)$
$\mathcal{O}(1)$ coeff.	$y^l \simeq \begin{pmatrix} 0.996 & 0.700 & 0.367 \\ 1.067 & 0.802 & 1.142 \\ 0.964 & 1.077 & -1.064 \end{pmatrix}, y^\nu \simeq \begin{pmatrix} -0.947 & -0.389 & -0.819 \\ -1.113 & 0.951 & 0.777 \\ 1.197 & -0.949 & -0.942 \end{pmatrix}$ $y^N \simeq \begin{pmatrix} -1.015 & 0.769 & -0.747 \\ 0.769 & 0.765 & -0.894 \\ -0.747 & -0.894 & -0.946 \end{pmatrix}$
Intrinsic value	$\mathcal{V}_{\text{opt}} \simeq -0.822$
Masses (output)	$\begin{pmatrix} m_e/\text{MeV} & m_\mu/\text{GeV} & m_\tau/\text{GeV} \\ m_{\nu_1}/\text{meV} & m_{\nu_2}/\text{meV} & m_{\nu_3}/\text{meV} \end{pmatrix} \simeq \begin{pmatrix} 1.14824 & 0.125244 & 1.10475 \\ 1.517 \times 10^{-9} & 1.953 \times 10^{-6} & 6.610 \times 10^{-6} \end{pmatrix}$
PMNS matrix (output)	$ V_{\text{PMNS}} \simeq \begin{pmatrix} 0.823 & 0.547 & 0.154 \\ 0.465 & 0.491 & 0.737 \\ 0.328 & 0.678 & 0.658 \end{pmatrix}$
Mixing angles (output)	$(\theta_{12} \ \theta_{13} \ \theta_{23}) \simeq (0.187\pi \ 0.049\pi \ 0.268\pi)$

Charges	$\mathcal{Q} = \left(\begin{array}{ccc ccc ccc cc} L_1 & L_2 & L_3 & N_1 & N_2 & N_3 & l_1 & l_2 & l_3 & H & \phi \\ 1 & 1 & 2 & -1 & -7 & -1 & -5 & -7 & -6 & 2 & 1 \end{array} \right)$
$\mathcal{O}(1)$ coeff.	$y^l \simeq \begin{pmatrix} 0.369 & 0.760 & -1.134 \\ -0.968 & -0.850 & -0.777 \\ -1.004 & -0.839 & -0.776 \end{pmatrix}, y^\nu \simeq \begin{pmatrix} 1.286 & -0.867 & 1.232 \\ -0.895 & 1.418 & 0.894 \\ -1.083 & -0.940 & 1.211 \end{pmatrix}$ $y^N \simeq \begin{pmatrix} -0.494 & 0.849 & 1.207 \\ 0.849 & 1.357 & 0.957 \\ 1.207 & 0.957 & -1.132 \end{pmatrix}$
Intrinsic value	$\mathcal{V}_{\text{opt}} \simeq -0.830$
Masses (output)	$\begin{pmatrix} m_e/\text{MeV} & m_\mu/\text{GeV} & m_\tau/\text{GeV} \\ m_{\nu_1}/\text{meV} & m_{\nu_2}/\text{meV} & m_{\nu_3}/\text{meV} \end{pmatrix} \simeq \begin{pmatrix} 0.59596 & 0.251105 & 0.78891 \\ 2.244 \times 10^{-3} & 3.333 \times 10^{-3} & 9.258 \times 10^{-2} \end{pmatrix}$
PMNS matrix (output)	$ V_{\text{PMNS}} \simeq \begin{pmatrix} 0.829 & 0.538 & 0.152 \\ 0.479 & 0.543 & 0.690 \\ 0.288 & 0.645 & 0.708 \end{pmatrix}$
Mixing angles (output)	$(\theta_{12} \ \theta_{13} \ \theta_{23}) \simeq (0.183\pi \ 0.049\pi \ 0.246\pi)$

Charges	$\mathcal{Q} = \left(\begin{array}{ccc ccc ccc cc} L_1 & L_2 & L_3 & N_1 & N_2 & N_3 & l_1 & l_2 & l_3 & H & \phi \\ 4 & 4 & 5 & -2 & -3 & -3 & -7 & -3 & -4 & 2 & 1 \end{array} \right)$
$\mathcal{O}(1)$ coeff.	$y^l \simeq \begin{pmatrix} 1.035 & -0.908 & -1.208 \\ 1.088 & 1.092 & -1.579 \\ -1.249 & 0.405 & -1.881 \end{pmatrix}, y^\nu \simeq \begin{pmatrix} 0.946 & -0.940 & 1.418 \\ 0.888 & 1.071 & 1.011 \\ -0.955 & -1.163 & 1.186 \end{pmatrix}$ $y^N \simeq \begin{pmatrix} -0.942 & -1.342 & -1.523 \\ -1.342 & 1.276 & 1.198 \\ -1.523 & 1.198 & 0.919 \end{pmatrix}$
Intrinsic value	$\mathcal{V}_{\text{opt}} \simeq -0.868$
Masses (output)	$\begin{pmatrix} m_e/\text{MeV} & m_\mu/\text{GeV} & m_\tau/\text{GeV} \\ m_{\nu_1}/\text{meV} & m_{\nu_2}/\text{meV} & m_{\nu_3}/\text{meV} \end{pmatrix} \simeq \begin{pmatrix} 0.51886 & 0.094567 & 0.26772 \\ 1.401 \times 10^{-7} & 2.510 \times 10^{-6} & 7.317 \times 10^{-5} \end{pmatrix}$
PMNS matrix (output)	$ V_{\text{PMNS}} \simeq \begin{pmatrix} 0.821 & 0.550 & 0.155 \\ 0.253 & 0.592 & 0.766 \\ 0.513 & 0.589 & 0.624 \end{pmatrix}$
Mixing angles (output)	$(\theta_{12} \ \theta_{13} \ \theta_{23}) \simeq (0.188\pi \ 0.049\pi \ 0.282\pi)$

Charges	$\mathcal{Q} = \left(\begin{array}{ccc ccc ccc cc} L_1 & L_2 & L_3 & N_1 & N_2 & N_3 & l_1 & l_2 & l_3 & H & \phi \\ 3 & 4 & 4 & -1 & -4 & -8 & -2 & -6 & -7 & 2 & 1 \end{array} \right)$
$\mathcal{O}(1)$ coeff.	$y^l \simeq \begin{pmatrix} 0.390 & -1.245 & -0.905 \\ 1.056 & 1.442 & 0.743 \\ 1.159 & 1.087 & 1.182 \end{pmatrix}, y^\nu \simeq \begin{pmatrix} 1.001 & 1.276 & 1.324 \\ -1.020 & -0.978 & -0.749 \\ -0.818 & 1.201 & 0.999 \end{pmatrix}$ $y^N \simeq \begin{pmatrix} 0.858 & -0.914 & -0.839 \\ -0.914 & 0.854 & -0.988 \\ -0.839 & -0.988 & 1.293 \end{pmatrix}$
Intrinsic value	$\mathcal{V}_{\text{opt}} \simeq -0.949$
Masses (output)	$\begin{pmatrix} m_e/\text{MeV} & m_\mu/\text{GeV} & m_\tau/\text{GeV} \\ m_{\nu_1}/\text{meV} & m_{\nu_2}/\text{meV} & m_{\nu_3}/\text{meV} \end{pmatrix} \simeq \begin{pmatrix} 0.38264 & 0.014974 & 1.60993 \\ 4.912 \times 10^{-8} & 2.981 \times 10^{-6} & 1.844 \times 10^{-4} \end{pmatrix}$
PMNS matrix (output)	$ V_{\text{PMNS}} \simeq \begin{pmatrix} 0.823 & 0.548 & 0.151 \\ 0.258 & 0.597 & 0.760 \\ 0.506 & 0.587 & 0.632 \end{pmatrix}$
Mixing angles (output)	$(\theta_{12} \ \theta_{13} \ \theta_{23}) \simeq (0.187\pi \ 0.048\pi \ 0.279\pi)$

Charges	$\mathcal{Q} = \left(\begin{array}{ccc ccc ccc cc} L_1 & L_2 & L_3 & N_1 & N_2 & N_3 & l_1 & l_2 & l_3 & H & \phi \\ 6 & 6 & 7 & -5 & -9 & 0 & -3 & -1 & -1 & 2 & 1 \end{array} \right)$
$\mathcal{O}(1)$ coeff.	$y^l \simeq \begin{pmatrix} -0.546 & 1.157 & -0.515 \\ 0.874 & -1.025 & 1.105 \\ -0.883 & 0.700 & -1.044 \end{pmatrix}, y^\nu \simeq \begin{pmatrix} -1.006 & 0.713 & -1.098 \\ 0.847 & 0.822 & 1.051 \\ 1.290 & 1.127 & -1.126 \end{pmatrix}$ $y^N \simeq \begin{pmatrix} -0.985 & -1.079 & -1.145 \\ -1.079 & -1.029 & -1.071 \\ -1.145 & -1.071 & -0.604 \end{pmatrix}$
Intrinsic value	$\mathcal{V}_{\text{opt}} \simeq -0.954$
Masses (output)	$\begin{pmatrix} m_e/\text{MeV} & m_\mu/\text{GeV} & m_\tau/\text{GeV} \\ m_{\nu_1}/\text{meV} & m_{\nu_2}/\text{meV} & m_{\nu_3}/\text{meV} \end{pmatrix} \simeq \begin{pmatrix} 0.33117 & 0.075216 & 0.36599 \\ 5.619 \times 10^{-9} & 7.186 \times 10^{-9} & 2.842 \times 10^{-7} \end{pmatrix}$
PMNS matrix (output)	$ V_{\text{PMNS}} \simeq \begin{pmatrix} 0.823 & 0.548 & 0.148 \\ 0.466 & 0.502 & 0.729 \\ 0.326 & 0.669 & 0.668 \end{pmatrix}$
Mixing angles (output)	$(\theta_{12} \ \theta_{13} \ \theta_{23}) \simeq (0.187\pi \ 0.047\pi \ 0.264\pi)$

Charges	$\mathcal{Q} = \left(\begin{array}{ccc ccc ccc cc} L_1 & L_2 & L_3 & N_1 & N_2 & N_3 & l_1 & l_2 & l_3 & H & \phi \\ 4 & 4 & 5 & -7 & -7 & -6 & -6 & -3 & -4 & 2 & 1 \end{array} \right)$
$\mathcal{O}(1)$ coeff.	$y^l \simeq \begin{pmatrix} -1.156 & -1.212 & -0.915 \\ -0.706 & 0.674 & -1.390 \\ -1.084 & 1.150 & -1.238 \end{pmatrix}, y^\nu \simeq \begin{pmatrix} -0.885 & 1.215 & -1.136 \\ -0.995 & -0.873 & -1.130 \\ 0.847 & -1.302 & -0.920 \end{pmatrix}$ $y^N \simeq \begin{pmatrix} 0.907 & 0.839 & 1.212 \\ 0.839 & -1.634 & -0.799 \\ 1.212 & -0.799 & 0.696 \end{pmatrix}$
Intrinsic value	$\mathcal{V}_{\text{opt}} \simeq -0.958$
Masses (output)	$\begin{pmatrix} m_e/\text{MeV} & m_\mu/\text{GeV} & m_\tau/\text{GeV} \\ m_{\nu_1}/\text{meV} & m_{\nu_2}/\text{meV} & m_{\nu_3}/\text{meV} \end{pmatrix} \simeq \begin{pmatrix} 0.51912 & 0.080900 & 0.26552 \\ 4.688 \times 10^{-7} & 2.551 \times 10^{-6} & 7.757 \times 10^{-6} \end{pmatrix}$
PMNS matrix (output)	$ V_{\text{PMNS}} \simeq \begin{pmatrix} 0.833 & 0.534 & 0.143 \\ 0.303 & 0.657 & 0.690 \\ 0.462 & 0.532 & 0.710 \end{pmatrix}$
Mixing angles (output)	$(\theta_{12} \ \theta_{13} \ \theta_{23}) \simeq (0.181\pi \ 0.046\pi \ 0.246\pi)$

Charges	$\mathcal{Q} = \left(\begin{array}{ccc ccc ccc cc} L_1 & L_2 & L_3 & N_1 & N_2 & N_3 & l_1 & l_2 & l_3 & H & \phi \\ 4 & 4 & 5 & -4 & 0 & -7 & -7 & -4 & -3 & 2 & 1 \end{array} \right)$
$\mathcal{O}(1)$ coeff.	$y^l \simeq \begin{pmatrix} -1.166 & 1.411 & -1.216 \\ -0.939 & 0.645 & 1.066 \\ -1.001 & -0.892 & -1.028 \end{pmatrix}, y^\nu \simeq \begin{pmatrix} 1.091 & -1.437 & -0.851 \\ -0.971 & -0.766 & 1.027 \\ -0.585 & -1.023 & 1.345 \end{pmatrix}$ $y^N \simeq \begin{pmatrix} 1.048 & -0.507 & 1.165 \\ -0.507 & 1.182 & 1.298 \\ 1.165 & 1.298 & -1.406 \end{pmatrix}$
Intrinsic value	$\mathcal{V}_{\text{opt}} \simeq -0.958$
Masses (output)	$\begin{pmatrix} m_e/\text{MeV} & m_\mu/\text{GeV} & m_\tau/\text{GeV} \\ m_{\nu_1}/\text{meV} & m_{\nu_2}/\text{meV} & m_{\nu_3}/\text{meV} \end{pmatrix} \simeq \begin{pmatrix} 0.42420 & 0.069048 & 0.30810 \\ 2.754 \times 10^{-8} & 1.989 \times 10^{-6} & 4.726 \times 10^{-6} \end{pmatrix}$
PMNS matrix (output)	$ V_{\text{PMNS}} \simeq \begin{pmatrix} 0.807 & 0.573 & 0.145 \\ 0.485 & 0.502 & 0.716 \\ 0.338 & 0.648 & 0.683 \end{pmatrix}$
Mixing angles (output)	$(\theta_{12} \ \theta_{13} \ \theta_{23}) \simeq (0.197\pi \ 0.046\pi \ 0.258\pi)$

Charges	$\mathcal{Q} = \left(\begin{array}{ccc ccc ccc cc} L_1 & L_2 & L_3 & N_1 & N_2 & N_3 & l_1 & l_2 & l_3 & H & \phi \end{array} \right)$
$\mathcal{O}(1)$ coeff.	$y^l \simeq \begin{pmatrix} -0.615 & 1.039 & -1.143 \\ 0.477 & 0.677 & -1.155 \\ -1.099 & -1.004 & -0.832 \end{pmatrix}, y^\nu \simeq \begin{pmatrix} -0.985 & -1.396 & -0.960 \\ 0.657 & 1.157 & -1.294 \\ -0.703 & -0.948 & -1.041 \end{pmatrix}$ $y^N \simeq \begin{pmatrix} -1.006 & 0.882 & 0.558 \\ 0.882 & -1.056 & -0.847 \\ 0.558 & -0.847 & 0.589 \end{pmatrix}$
Intrinsic value	$\mathcal{V}_{\text{opt}} \simeq -1.112$
Masses (output)	$\begin{pmatrix} m_e/\text{MeV} & m_\mu/\text{GeV} & m_\tau/\text{GeV} \\ m_{\nu_1}/\text{meV} & m_{\nu_2}/\text{meV} & m_{\nu_3}/\text{meV} \end{pmatrix} \simeq \begin{pmatrix} 0.47722 & 0.255129 & 8.71773 \\ 3.531 \times 10^{-15} & 9.909 \times 10^{-9} & 6.345 \times 10^{-8} \end{pmatrix}$
PMNS matrix (output)	$ V_{\text{PMNS}} \simeq \begin{pmatrix} 0.812 & 0.565 & 0.147 \\ 0.290 & 0.609 & 0.739 \\ 0.507 & 0.557 & 0.658 \end{pmatrix}$
Mixing angles (output)	$(\theta_{12} \ \theta_{13} \ \theta_{23}) \simeq (0.193\pi \ 0.047\pi \ 0.268\pi)$

Charges	$\mathcal{Q} = \left(\begin{array}{ccc ccc ccc cc} L_1 & L_2 & L_3 & N_1 & N_2 & N_3 & l_1 & l_2 & l_3 & H & \phi \end{array} \right)$
$\mathcal{O}(1)$ coeff.	$y^l \simeq \begin{pmatrix} 0.695 & 0.703 & 0.702 \\ -1.072 & -1.293 & 0.816 \\ 1.013 & 0.934 & 1.073 \end{pmatrix}, y^\nu \simeq \begin{pmatrix} 1.355 & -0.705 & 1.423 \\ 0.986 & -1.266 & 0.730 \\ 0.788 & -0.984 & 1.567 \end{pmatrix}$ $y^N \simeq \begin{pmatrix} 1.103 & 1.093 & 0.772 \\ 1.093 & -1.115 & 0.905 \\ 0.772 & 0.905 & -1.038 \end{pmatrix}$
Intrinsic value	$\mathcal{V}_{\text{opt}} \simeq -1.122$
Masses (output)	$\begin{pmatrix} m_e/\text{MeV} & m_\mu/\text{GeV} & m_\tau/\text{GeV} \\ m_{\nu_1}/\text{meV} & m_{\nu_2}/\text{meV} & m_{\nu_3}/\text{meV} \end{pmatrix} \simeq \begin{pmatrix} 0.50280 & 0.041922 & 8.95755 \\ 2.236 \times 10^{-10} & 8.061 \times 10^{-10} & 5.388 \times 10^{-9} \end{pmatrix}$
PMNS matrix (output)	$ V_{\text{PMNS}} \simeq \begin{pmatrix} 0.818 & 0.556 & 0.147 \\ 0.304 & 0.635 & 0.710 \\ 0.489 & 0.536 & 0.688 \end{pmatrix}$
Mixing angles (output)	$(\theta_{12} \ \theta_{13} \ \theta_{23}) \simeq (0.190\pi \ 0.047\pi \ 0.255\pi)$

Charges	$\mathcal{Q} = \left(\begin{array}{ccc ccc ccc cc} L_1 & L_2 & L_3 & N_1 & N_2 & N_3 & l_1 & l_2 & l_3 & H & \phi \\ 4 & 2 & 2 & -5 & -8 & 0 & -8 & -3 & -7 & 2 & 1 \end{array} \right)$
$\mathcal{O}(1)$ coeff.	$y^l \simeq \begin{pmatrix} -0.993 & -1.019 & -0.765 \\ 1.091 & 1.168 & -1.515 \\ -1.132 & 0.729 & 0.885 \end{pmatrix}, y^\nu \simeq \begin{pmatrix} 1.556 & 0.977 & -0.725 \\ 1.116 & -0.906 & 1.181 \\ 0.395 & -1.202 & -0.935 \end{pmatrix}$ $y^N \simeq \begin{pmatrix} 1.288 & 0.347 & 1.142 \\ 0.347 & -1.248 & 0.900 \\ 1.142 & 0.900 & 0.967 \end{pmatrix}$
Intrinsic value	$\mathcal{V}_{\text{opt}} \simeq -1.144$
Masses (output)	$\begin{pmatrix} m_e/\text{MeV} & m_\mu/\text{GeV} & m_\tau/\text{GeV} \\ m_{\nu_1}/\text{meV} & m_{\nu_2}/\text{meV} & m_{\nu_3}/\text{meV} \end{pmatrix} \simeq \begin{pmatrix} 0.41096 & 0.019511 & 3.97394 \\ 5.937 \times 10^{-5} & 1.185 \times 10^{-4} & 8.285 \times 10^{-3} \end{pmatrix}$
PMNS matrix (output)	$ V_{\text{PMNS}} \simeq \begin{pmatrix} 0.826 & 0.545 & 0.145 \\ 0.263 & 0.600 & 0.756 \\ 0.499 & 0.586 & 0.638 \end{pmatrix}$
Mixing angles (output)	$(\theta_{12} \ \theta_{13} \ \theta_{23}) \simeq (0.186\pi \ 0.046\pi \ 0.277\pi)$

Charges	$\mathcal{Q} = \left(\begin{array}{ccc ccc ccc cc} L_1 & L_2 & L_3 & N_1 & N_2 & N_3 & l_1 & l_2 & l_3 & H & \phi \\ 4 & 4 & 5 & -1 & 0 & -6 & -7 & -3 & -4 & 2 & 1 \end{array} \right)$
$\mathcal{O}(1)$ coeff.	$y^l \simeq \begin{pmatrix} -1.029 & 1.092 & 1.035 \\ 1.138 & 0.861 & -0.925 \\ -0.784 & -1.103 & -0.706 \end{pmatrix}, y^\nu \simeq \begin{pmatrix} 1.088 & -1.299 & 0.974 \\ -0.889 & -0.740 & 1.129 \\ 1.169 & 1.114 & 1.271 \end{pmatrix}$ $y^N \simeq \begin{pmatrix} -0.972 & 0.902 & -1.050 \\ 0.902 & -0.775 & 1.136 \\ -1.050 & 1.136 & -0.839 \end{pmatrix}$
Intrinsic value	$\mathcal{V}_{\text{opt}} \simeq -1.220$
Masses (output)	$\begin{pmatrix} m_e/\text{MeV} & m_\mu/\text{GeV} & m_\tau/\text{GeV} \\ m_{\nu_1}/\text{meV} & m_{\nu_2}/\text{meV} & m_{\nu_3}/\text{meV} \end{pmatrix} \simeq \begin{pmatrix} 0.28375 & 0.065479 & 0.26595 \\ 1.923 \times 10^{-6} & 2.699 \times 10^{-6} & 6.037 \times 10^{-4} \end{pmatrix}$
PMNS matrix (output)	$ V_{\text{PMNS}} \simeq \begin{pmatrix} 0.839 & 0.524 & 0.145 \\ 0.452 & 0.525 & 0.721 \\ 0.302 & 0.671 & 0.678 \end{pmatrix}$
Mixing angles (output)	$(\theta_{12} \ \theta_{13} \ \theta_{23}) \simeq (0.178\pi \ 0.046\pi \ 0.260\pi)$

Charges	$\mathcal{Q} = \left(\begin{array}{ccc ccc ccc c} L_1 & L_2 & L_3 & N_1 & N_2 & N_3 & l_1 & l_2 & l_3 & H & \phi \end{array} \right)$
$\mathcal{O}(1)$ coeff.	$y^l \simeq \begin{pmatrix} 1.165 & 1.350 & -0.629 \\ -1.176 & -0.856 & -1.143 \\ 1.718 & 0.740 & -0.643 \end{pmatrix}, y^\nu \simeq \begin{pmatrix} -1.354 & -0.963 & 1.316 \\ -0.626 & -1.025 & -0.999 \\ -1.139 & 0.651 & -0.451 \end{pmatrix}$ $y^N \simeq \begin{pmatrix} -0.712 & -0.744 & -1.013 \\ -0.744 & 1.545 & 0.950 \\ -1.013 & 0.950 & -0.926 \end{pmatrix}$
Intrinsic value	$\mathcal{V}_{\text{opt}} \simeq -1.237$
Masses (output)	$\begin{pmatrix} m_e/\text{MeV} & m_\mu/\text{GeV} & m_\tau/\text{GeV} \\ m_{\nu_1}/\text{meV} & m_{\nu_2}/\text{meV} & m_{\nu_3}/\text{meV} \end{pmatrix} \simeq \begin{pmatrix} 0.90616 & 0.062690 & 0.30145 \\ 2.554 \times 10^{-8} & 5.640 \times 10^{-8} & 1.407 \times 10^{-6} \end{pmatrix}$
PMNS matrix (output)	$ V_{\text{PMNS}} \simeq \begin{pmatrix} 0.801 & 0.580 & 0.147 \\ 0.346 & 0.650 & 0.676 \\ 0.488 & 0.491 & 0.722 \end{pmatrix}$
Mixing angles (output)	$(\theta_{12} \ \theta_{13} \ \theta_{23}) \simeq (0.199\pi \ 0.047\pi \ 0.240\pi)$

Charges	$\mathcal{Q} = \left(\begin{array}{ccc ccc ccc c} L_1 & L_2 & L_3 & N_1 & N_2 & N_3 & l_1 & l_2 & l_3 & H & \phi \end{array} \right)$
$\mathcal{O}(1)$ coeff.	$y^l \simeq \begin{pmatrix} -0.725 & -0.861 & -0.907 \\ 1.049 & 0.620 & -1.094 \\ -1.168 & 1.079 & -0.770 \end{pmatrix}, y^\nu \simeq \begin{pmatrix} 0.844 & 0.937 & -0.705 \\ -1.417 & 0.903 & -1.098 \\ 1.359 & -1.399 & -0.783 \end{pmatrix}$ $y^N \simeq \begin{pmatrix} -1.024 & -0.748 & -1.253 \\ -0.748 & -1.321 & 0.791 \\ -1.253 & 0.791 & 1.241 \end{pmatrix}$
Intrinsic value	$\mathcal{V}_{\text{opt}} \simeq -1.335$
Masses (output)	$\begin{pmatrix} m_e/\text{MeV} & m_\mu/\text{GeV} & m_\tau/\text{GeV} \\ m_{\nu_1}/\text{meV} & m_{\nu_2}/\text{meV} & m_{\nu_3}/\text{meV} \end{pmatrix} \simeq \begin{pmatrix} 0.43970 & 0.016993 & 3.77445 \\ 3.177 \times 10^{-7} & 1.472 \times 10^{-6} & 7.500 \times 10^{-6} \end{pmatrix}$
PMNS matrix (output)	$ V_{\text{PMNS}} \simeq \begin{pmatrix} 0.843 & 0.519 & 0.143 \\ 0.466 & 0.571 & 0.676 \\ 0.269 & 0.636 & 0.723 \end{pmatrix}$
Mixing angles (output)	$(\theta_{12} \ \theta_{13} \ \theta_{23}) \simeq (0.176\pi \ 0.046\pi \ 0.239\pi)$

Charges	$\mathcal{Q} = \left(\begin{array}{ccc ccc ccc cc} L_1 & L_2 & L_3 & N_1 & N_2 & N_3 & l_1 & l_2 & l_3 & H & \phi \\ 3 & 3 & 4 & -1 & -4 & -5 & -8 & -2 & -1 & 2 & 1 \end{array} \right)$
$\mathcal{O}(1)$ coeff.	$y^l \simeq \begin{pmatrix} -0.995 & 0.891 & 0.892 \\ -1.111 & 1.040 & 0.904 \\ -0.835 & -1.267 & -1.245 \end{pmatrix}, y^\nu \simeq \begin{pmatrix} 1.145 & 0.929 & 0.803 \\ -1.055 & 0.881 & 0.641 \\ -1.163 & -1.461 & 0.902 \end{pmatrix}$ $y^N \simeq \begin{pmatrix} 1.153 & -0.802 & 1.079 \\ -0.802 & -1.238 & 1.087 \\ 1.079 & 1.087 & 1.255 \end{pmatrix}$
Intrinsic value	$\mathcal{V}_{\text{opt}} \simeq -1.433$
Masses (output)	$\begin{pmatrix} m_e/\text{MeV} & m_\mu/\text{GeV} & m_\tau/\text{GeV} \\ m_{\nu_1}/\text{meV} & m_{\nu_2}/\text{meV} & m_{\nu_3}/\text{meV} \end{pmatrix} \simeq \begin{pmatrix} 0.43090 & 0.274049 & 15.33941 \\ 6.446 \times 10^{-6} & 2.046 \times 10^{-5} & 8.656 \times 10^{-5} \end{pmatrix}$
PMNS matrix (output)	$ V_{\text{PMNS}} \simeq \begin{pmatrix} 0.835 & 0.529 & 0.149 \\ 0.287 & 0.651 & 0.703 \\ 0.469 & 0.545 & 0.695 \end{pmatrix}$
Mixing angles (output)	$(\theta_{12} \ \theta_{13} \ \theta_{23}) \simeq (0.180\pi \ 0.048\pi \ 0.252\pi)$

Charges	$\mathcal{Q} = \left(\begin{array}{ccc ccc ccc cc} L_1 & L_2 & L_3 & N_1 & N_2 & N_3 & l_1 & l_2 & l_3 & H & \phi \\ 1 & 1 & 2 & -7 & -9 & 0 & -3 & -7 & -6 & 2 & 1 \end{array} \right)$
$\mathcal{O}(1)$ coeff.	$y^l \simeq \begin{pmatrix} -1.394 & 1.351 & -1.084 \\ -0.496 & 0.590 & 1.240 \\ 0.893 & -0.953 & -1.379 \end{pmatrix}, y^\nu \simeq \begin{pmatrix} -1.285 & -0.877 & 0.999 \\ 1.073 & 1.395 & -1.372 \\ -0.755 & -0.588 & -0.539 \end{pmatrix}$ $y^N \simeq \begin{pmatrix} -1.647 & -0.933 & 0.916 \\ -0.933 & -0.810 & -0.952 \\ 0.916 & -0.952 & -1.052 \end{pmatrix}$
Intrinsic value	$\mathcal{V}_{\text{opt}} \simeq -1.572$
Masses (output)	$\begin{pmatrix} m_e/\text{MeV} & m_\mu/\text{GeV} & m_\tau/\text{GeV} \\ m_{\nu_1}/\text{meV} & m_{\nu_2}/\text{meV} & m_{\nu_3}/\text{meV} \end{pmatrix} \simeq \begin{pmatrix} 0.60598 & 0.298396 & 16.92295 \\ 2.110 \times 10^{-4} & 5.616 \times 10^{-3} & 9.628 \times 10^{-3} \end{pmatrix}$
PMNS matrix (output)	$ V_{\text{PMNS}} \simeq \begin{pmatrix} 0.818 & 0.557 & 0.147 \\ 0.317 & 0.649 & 0.692 \\ 0.480 & 0.519 & 0.707 \end{pmatrix}$
Mixing angles (output)	$(\theta_{12} \ \theta_{13} \ \theta_{23}) \simeq (0.190\pi \ 0.047\pi \ 0.246\pi)$

Charges	$\mathcal{Q} = \left(\begin{array}{ccc ccc ccc} L_1 & L_2 & L_3 & N_1 & N_2 & N_3 & l_1 & l_2 & l_3 & H & \phi \end{array} \right)$
$\mathcal{O}(1)$ coeff.	$y^l \simeq \begin{pmatrix} 0.720 & 1.157 & 0.683 \\ -1.058 & 1.405 & 0.757 \\ 1.298 & -0.971 & 1.274 \end{pmatrix}, y^\nu \simeq \begin{pmatrix} 0.919 & -1.133 & 0.728 \\ 0.890 & 1.450 & 1.382 \\ 1.003 & -1.161 & -1.245 \end{pmatrix}$ $y^N \simeq \begin{pmatrix} 1.206 & -0.872 & -1.036 \\ -0.872 & -0.978 & 0.591 \\ -1.036 & 0.591 & -1.118 \end{pmatrix}$
Intrinsic value	$\mathcal{V}_{\text{opt}} \simeq -2.070$
Masses (output)	$\begin{pmatrix} m_e/\text{MeV} & m_\mu/\text{GeV} & m_\tau/\text{GeV} \\ m_{\nu_1}/\text{meV} & m_{\nu_2}/\text{meV} & m_{\nu_3}/\text{meV} \end{pmatrix} \simeq \begin{pmatrix} 0.06487 & 0.011648 & 2.41311 \\ 8.151 \times 10^{-11} & 1.627 \times 10^{-10} & 4.678 \times 10^{-10} \end{pmatrix}$
PMNS matrix (output)	$ V_{\text{PMNS}} \simeq \begin{pmatrix} 0.806 & 0.573 & 0.147 \\ 0.278 & 0.586 & 0.761 \\ 0.522 & 0.573 & 0.632 \end{pmatrix}$
Mixing angles (output)	$(\theta_{12} \ \theta_{13} \ \theta_{23}) \simeq (0.197\pi \ 0.047\pi \ 0.279\pi)$

A.2 The case of 10^{16} GeV

We show benchmarks for the leptons at $M = 10^{16}$ GeV. Note that the VEV is the same as Table 8. Following tables are ordered by the intrinsic values.

Charges	$\mathcal{Q} = \left(\begin{array}{ccc ccc ccc} L_1 & L_2 & L_3 & N_1 & N_2 & N_3 & l_1 & l_2 & l_3 & H & \phi \end{array} \right)$
$\mathcal{O}(1)$ coeff.	$y^l \simeq \begin{pmatrix} -0.652 & -1.396 & 1.040 \\ -1.175 & -1.376 & -1.075 \\ 1.171 & -1.295 & -0.925 \end{pmatrix}, y^\nu \simeq \begin{pmatrix} 0.815 & 0.553 & -0.837 \\ 0.903 & -1.349 & 1.040 \\ 1.326 & -1.310 & -0.467 \end{pmatrix}$ $y^N \simeq \begin{pmatrix} 1.068 & -1.147 & 0.874 \\ -1.147 & 1.003 & 1.487 \\ 0.874 & 1.487 & -0.885 \end{pmatrix}$
Intrinsic value	$\mathcal{V}_{\text{opt}} \simeq -0.595$
Masses (output)	$\begin{pmatrix} m_e/\text{MeV} & m_\mu/\text{GeV} & m_\tau/\text{GeV} \\ m_{\nu_1}/\text{meV} & m_{\nu_2}/\text{meV} & m_{\nu_3}/\text{meV} \end{pmatrix} \simeq \begin{pmatrix} 0.46065 & 0.188688 & 1.00064 \\ 1.724 \times 10^{-12} & 9.254 \times 10^{-12} & 2.056 \times 10^{-11} \end{pmatrix}$
PMNS matrix (output)	$ V_{\text{PMNS}} \simeq \begin{pmatrix} 0.834 & 0.531 & 0.151 \\ 0.456 & 0.508 & 0.731 \\ 0.311 & 0.679 & 0.665 \end{pmatrix}$
Mixing angles (output)	$(\theta_{12} \ \theta_{13} \ \theta_{23}) \simeq (0.180\pi \ 0.048\pi \ 0.265\pi)$

Charges	$\mathcal{Q} = \left(\begin{array}{ccc ccc ccc cc} L_1 & L_2 & L_3 & N_1 & N_2 & N_3 & l_1 & l_2 & l_3 & H & \phi \\ -7 & -7 & -8 & 0 & 8 & 7 & -2 & 1 & -1 & -3 & -1 \end{array} \right)$
$\mathcal{O}(1)$ coeff.	$y^l \simeq \begin{pmatrix} 0.914 & 1.041 & 1.494 \\ 0.895 & -0.960 & 1.102 \\ -0.626 & 1.497 & -0.701 \end{pmatrix}, y^\nu \simeq \begin{pmatrix} 1.006 & -0.919 & 0.684 \\ -0.766 & -0.547 & -0.671 \\ 1.029 & 1.115 & -1.081 \end{pmatrix}$ $y^N \simeq \begin{pmatrix} 1.238 & -0.823 & -0.964 \\ -0.823 & 1.372 & 1.099 \\ -0.964 & 1.099 & -1.332 \end{pmatrix}$
Intrinsic value	$\mathcal{V}_{\text{opt}} \simeq -0.852$
Masses (output)	$\begin{pmatrix} m_e/\text{MeV} & m_\mu/\text{GeV} & m_\tau/\text{GeV} \\ m_{\nu_1}/\text{meV} & m_{\nu_2}/\text{meV} & m_{\nu_3}/\text{meV} \end{pmatrix} \simeq \begin{pmatrix} 0.80136 & 0.145047 & 5.01901 \\ 7.459 \times 10^{-18} & 2.919 \times 10^{-17} & 1.434 \times 10^{-16} \end{pmatrix}$
PMNS matrix (output)	$ V_{\text{PMNS}} \simeq \begin{pmatrix} 0.803 & 0.578 & 0.146 \\ 0.348 & 0.653 & 0.673 \\ 0.484 & 0.489 & 0.725 \end{pmatrix}$
Mixing angles (output)	$(\theta_{12} \ \theta_{13} \ \theta_{23}) \simeq (0.199\pi \ 0.047\pi \ 0.238\pi)$

Charges	$\mathcal{Q} = \left(\begin{array}{ccc ccc ccc cc} L_1 & L_2 & L_3 & N_1 & N_2 & N_3 & l_1 & l_2 & l_3 & H & \phi \\ -4 & -4 & -4 & 3 & 1 & 7 & 5 & 1 & 2 & -3 & -1 \end{array} \right)$
$\mathcal{O}(1)$ coeff.	$y^l \simeq \begin{pmatrix} -0.852 & -0.887 & 1.019 \\ -1.008 & -1.517 & 1.229 \\ -1.024 & -1.058 & 0.705 \end{pmatrix}, y^\nu \simeq \begin{pmatrix} -1.082 & -0.531 & -0.937 \\ -1.280 & 0.913 & 0.857 \\ -1.075 & 0.843 & 1.381 \end{pmatrix}$ $y^N \simeq \begin{pmatrix} 0.961 & 1.197 & 0.678 \\ 1.197 & 0.721 & 0.963 \\ 0.678 & 0.963 & 1.007 \end{pmatrix}$
Intrinsic value	$\mathcal{V}_{\text{opt}} \simeq -1.025$
Masses (output)	$\begin{pmatrix} m_e/\text{MeV} & m_\mu/\text{GeV} & m_\tau/\text{GeV} \\ m_{\nu_1}/\text{meV} & m_{\nu_2}/\text{meV} & m_{\nu_3}/\text{meV} \end{pmatrix} \simeq \begin{pmatrix} 0.56125 & 0.187528 & 7.91476 \\ 2.236 \times 10^{-12} & 6.171 \times 10^{-12} & 6.840 \times 10^{-11} \end{pmatrix}$
PMNS matrix (output)	$ V_{\text{PMNS}} \simeq \begin{pmatrix} 0.820 & 0.554 & 0.143 \\ 0.487 & 0.545 & 0.683 \\ 0.300 & 0.630 & 0.716 \end{pmatrix}$
Mixing angles (output)	$(\theta_{12} \ \theta_{13} \ \theta_{23}) \simeq (0.189\pi \ 0.046\pi \ 0.242\pi)$

Charges	$\mathcal{Q} = \left(\begin{array}{ccc ccc ccc} L_1 & L_2 & L_3 & N_1 & N_2 & N_3 & l_1 & l_2 & l_3 & H & \phi \\ -6 & -6 & -6 & 0 & 2 & 7 & 5 & 1 & 0 & -3 & -1 \end{array} \right)$
$\mathcal{O}(1)$ coeff.	$y^l \simeq \begin{pmatrix} -0.904 & 0.448 & -0.970 \\ 1.449 & 0.821 & 0.675 \\ 0.780 & -0.970 & -1.099 \end{pmatrix}, y^\nu \simeq \begin{pmatrix} -1.044 & -0.849 & -0.503 \\ 0.940 & -1.495 & -0.779 \\ -0.970 & 1.413 & 0.590 \end{pmatrix}$ $y^N \simeq \begin{pmatrix} 1.232 & -0.812 & 0.917 \\ -0.812 & 0.809 & 1.028 \\ 0.917 & 1.028 & 0.990 \end{pmatrix}$
Intrinsic value	$\mathcal{V}_{\text{opt}} \simeq -1.124$
Masses (output)	$\begin{pmatrix} m_e/\text{MeV} & m_\mu/\text{GeV} & m_\tau/\text{GeV} \\ m_{\nu_1}/\text{meV} & m_{\nu_2}/\text{meV} & m_{\nu_3}/\text{meV} \end{pmatrix} \simeq \begin{pmatrix} 0.07069 & 0.094949 & 0.91865 \\ 3.144 \times 10^{-16} & 3.918 \times 10^{-16} & 1.417 \times 10^{-14} \end{pmatrix}$
PMNS matrix (output)	$ V_{\text{PMNS}} \simeq \begin{pmatrix} 0.815 & 0.561 & 0.147 \\ 0.489 & 0.528 & 0.694 \\ 0.311 & 0.637 & 0.705 \end{pmatrix}$
Mixing angles (output)	$(\theta_{12} \ \theta_{13} \ \theta_{23}) \simeq (0.192\pi \ 0.047\pi \ 0.247\pi)$

Charges	$\mathcal{Q} = \left(\begin{array}{ccc ccc ccc} L_1 & L_2 & L_3 & N_1 & N_2 & N_3 & l_1 & l_2 & l_3 & H & \phi \\ -4 & -4 & -4 & 9 & 9 & 8 & 4 & 1 & 2 & -3 & -1 \end{array} \right)$
$\mathcal{O}(1)$ coeff.	$y^l \simeq \begin{pmatrix} 1.309 & -0.891 & -1.023 \\ 0.774 & -1.253 & -1.132 \\ -0.956 & -1.078 & -0.395 \end{pmatrix}, y^\nu \simeq \begin{pmatrix} 0.843 & -0.959 & -0.725 \\ 0.890 & -0.690 & 1.089 \\ 1.230 & 1.485 & 0.862 \end{pmatrix}$ $y^N \simeq \begin{pmatrix} 1.069 & 1.671 & -0.779 \\ 1.671 & 1.767 & -0.738 \\ -0.779 & -0.738 & -0.553 \end{pmatrix}$
Intrinsic value	$\mathcal{V}_{\text{opt}} \simeq -1.560$
Masses (output)	$\begin{pmatrix} m_e/\text{MeV} & m_\mu/\text{GeV} & m_\tau/\text{GeV} \\ m_{\nu_1}/\text{meV} & m_{\nu_2}/\text{meV} & m_{\nu_3}/\text{meV} \end{pmatrix} \simeq \begin{pmatrix} 1.26735 & 0.325209 & 7.23693 \\ 3.831 \times 10^{-12} & 2.887 \times 10^{-11} & 8.116 \times 10^{-11} \end{pmatrix}$
PMNS matrix (output)	$ V_{\text{PMNS}} \simeq \begin{pmatrix} 0.825 & 0.544 & 0.154 \\ 0.468 & 0.504 & 0.726 \\ 0.317 & 0.670 & 0.671 \end{pmatrix}$
Mixing angles (output)	$(\theta_{12} \ \theta_{13} \ \theta_{23}) \simeq (0.186\pi \ 0.049\pi \ 0.263\pi)$

Charges	$\mathcal{Q} = \left(\begin{array}{ccc ccc cc} L_1 & L_2 & L_3 & N_1 & N_2 & N_3 & l_1 & l_2 & l_3 & H & \phi \\ -4 & -4 & -4 & 0 & 6 & 0 & 6 & 4 & 3 & -3 & -1 \end{array} \right)$
$\mathcal{O}(1)$ coeff.	$y^l \simeq \begin{pmatrix} 1.051 & -0.993 & 1.379 \\ 0.842 & 0.924 & -1.288 \\ -1.070 & 1.056 & 1.029 \end{pmatrix}, y^\nu \simeq \begin{pmatrix} -1.075 & 0.901 & 0.903 \\ 1.154 & -1.072 & -1.325 \\ -1.228 & -1.251 & -0.825 \end{pmatrix}$ $y^N \simeq \begin{pmatrix} -1.126 & 1.229 & -0.679 \\ 1.229 & 0.914 & -0.885 \\ -0.679 & -0.885 & -1.182 \end{pmatrix}$
Intrinsic value	$\mathcal{V}_{\text{opt}} \simeq -1.993$
Masses (output)	$\begin{pmatrix} m_e/\text{MeV} & m_\mu/\text{GeV} & m_\tau/\text{GeV} \\ m_{\nu_1}/\text{meV} & m_{\nu_2}/\text{meV} & m_{\nu_3}/\text{meV} \end{pmatrix} \simeq \begin{pmatrix} 0.36609 & 0.019676 & 0.18129 \\ 6.045 \times 10^{-13} & 1.651 \times 10^{-12} & 3.870 \times 10^{-11} \end{pmatrix}$
PMNS matrix (output)	$ V_{\text{PMNS}} \simeq \begin{pmatrix} 0.831 & 0.537 & 0.146 \\ 0.495 & 0.593 & 0.635 \\ 0.255 & 0.600 & 0.758 \end{pmatrix}$
Mixing angles (output)	$(\theta_{12} \ \theta_{13} \ \theta_{23}) \simeq (0.183\pi \ 0.047\pi \ 0.222\pi)$

Charges	$\mathcal{Q} = \left(\begin{array}{ccc ccc cc} L_1 & L_2 & L_3 & N_1 & N_2 & N_3 & l_1 & l_2 & l_3 & H & \phi \\ -7 & -7 & -7 & 4 & 9 & 5 & 4 & 1 & 0 & -3 & -1 \end{array} \right)$
$\mathcal{O}(1)$ coeff.	$y^l \simeq \begin{pmatrix} -0.893 & 1.493 & -0.743 \\ -0.833 & -1.364 & -1.453 \\ -1.026 & 1.150 & 1.274 \end{pmatrix}, y^\nu \simeq \begin{pmatrix} -1.235 & -0.730 & -1.313 \\ 1.024 & 0.990 & -1.357 \\ -1.271 & -1.372 & 1.223 \end{pmatrix}$ $y^N \simeq \begin{pmatrix} -1.364 & -1.711 & 0.874 \\ -1.711 & -0.857 & -1.227 \\ 0.874 & -1.227 & -1.230 \end{pmatrix}$
Intrinsic value	$\mathcal{V}_{\text{opt}} \simeq -2.605$
Masses (output)	$\begin{pmatrix} m_e/\text{MeV} & m_\mu/\text{GeV} & m_\tau/\text{GeV} \\ m_{\nu_1}/\text{meV} & m_{\nu_2}/\text{meV} & m_{\nu_3}/\text{meV} \end{pmatrix} \simeq \begin{pmatrix} 0.05448 & 0.025337 & 0.17501 \\ 5.824 \times 10^{-18} & 1.987 \times 10^{-17} & 2.256 \times 10^{-16} \end{pmatrix}$
PMNS matrix (output)	$ V_{\text{PMNS}} \simeq \begin{pmatrix} 0.841 & 0.519 & 0.151 \\ 0.451 & 0.520 & 0.726 \\ 0.298 & 0.678 & 0.671 \end{pmatrix}$
Mixing angles (output)	$(\theta_{12} \ \theta_{13} \ \theta_{23}) \simeq (0.176\pi \ 0.048\pi \ 0.262\pi)$

References

- [1] Y. Ema, K. Hamaguchi, T. Moroi and K. Nakayama, *Flaxion: a minimal extension to solve puzzles in the standard model*, *JHEP* **01** (2017) 096 [[1612.05492](#)].
- [2] L. Calibbi, F. Goertz, D. Redigolo, R. Ziegler and J. Zupan, *Minimal axion model from flavor*, *Phys. Rev. D* **95** (2017) 095009 [[1612.08040](#)].
- [3] C.D. Froggatt and H.B. Nielsen, *Hierarchy of Quark Masses, Cabibbo Angles and CP Violation*, *Nucl. Phys. B* **147** (1979) 277.
- [4] R.D. Peccei and H.R. Quinn, *CP conservation in the presence of pseudoparticles*, *Phys. Rev. Lett.* **38** (1977) 1440.
- [5] R.D. Peccei and H.R. Quinn, *Constraints imposed by CP conservation in the presence of pseudoparticles*, *Phys. Rev. D* **16** (1977) 1791.

- [6] S. Nishimura, C. Miyao and H. Otsuka, *Exploring the flavor structure of quarks and leptons with reinforcement learning*, *JHEP* **12** (2023) 021 [2304.14176].
- [7] DMRADIO collaboration, *Projected sensitivity of DMRadio-m3: A search for the QCD axion below 1 μ eV*, *Phys. Rev. D* **106** (2022) 103008 [2204.13781].
- [8] J. Preskill, M.B. Wise and F. Wilczek, *Cosmology of the Invisible Axion*, *Phys. Lett. B* **120** (1983) 127.
- [9] L.F. Abbott and P. Sikivie, *A Cosmological Bound on the Invisible Axion*, *Phys. Lett. B* **120** (1983) 133.
- [10] M. Dine and W. Fischler, *The Not So Harmless Axion*, *Phys. Lett. B* **120** (1983) 137.
- [11] P. Minkowski, *$\mu \rightarrow e\gamma$ at a Rate of One Out of 10^9 Muon Decays?*, *Phys. Lett. B* **67** (1977) 421.
- [12] T. Yanagida, *Horizontal gauge symmetry and masses of neutrinos*, *Conf. Proc. C* **7902131** (1979) 95.
- [13] M. Gell-Mann, P. Ramond and R. Slansky, *Complex Spinors and Unified Theories*, *Conf. Proc. C* **790927** (1979) 315 [1306.4669].
- [14] R.N. Mohapatra and G. Senjanovic, *Neutrino Mass and Spontaneous Parity Nonconservation*, *Phys. Rev. Lett.* **44** (1980) 912.
- [15] J.E. Kim, *Light pseudoscalars, particle physics and cosmology*, *Physics Reports* **150** (1987) 1.
- [16] T. Hiramatsu, M. Kawasaki, K. Saikawa and T. Sekiguchi, *Production of dark matter axions from collapse of string-wall systems*, *Phys. Rev. D* **85** (2012) 105020 [1202.5851].
- [17] M. Ibe, S. Kobayashi, M. Suzuki and T.T. Yanagida, *Dynamical solution to the axion domain wall problem*, *Phys. Rev. D* **101** (2020) 035029 [1909.01604].
- [18] NA62 collaboration, *Search for π^0 decays to invisible particles*, *JHEP* **02** (2021) 201 [2010.07644].
- [19] NA62 collaboration, *Measurement of the very rare $K^+ \rightarrow \pi^+ \nu \bar{\nu}$ decay*, *JHEP* **06** (2021) 093 [2103.15389].
- [20] M.S. Turner, *Cosmic and local mass density of “invisible” axions*, *Phys. Rev. D* **33** (1986) 889.
- [21] PLANCK collaboration, *Planck 2018 results. X. Constraints on inflation*, *Astron. Astrophys.* **641** (2020) A10 [1807.06211].
- [22] L. Kofman, A.D. Linde and A.A. Starobinsky, *Nonthermal phase transitions after inflation*, *Phys. Rev. Lett.* **76** (1996) 1011 [hep-th/9510119].
- [23] R.S. Sutton and A.G. Barto, *Reinforcement learning: An introduction*, MIT press (2018).
- [24] M. Abadi, A. Agarwal, P. Barham, E. Brevdo, Z. Chen, C. Citro et al., *Tensorflow: Large-scale machine learning on heterogeneous distributed systems*, *CoRR* **abs/1603.04467** (2016) [1603.04467].
- [25] J. Bergstra, B. Komer, C. Eliasmith, D. Yamins and D.D. Cox, *Hyperopt: a python library for model selection and hyperparameter optimization*, *Computational Science & Discovery* **8** (2015) 014008.
- [26] T. Akiba, S. Sano, T. Yanase, T. Ohta and M. Koyama, *Optuna: A next-generation hyperparameter optimization framework*, in *Proceedings of the 25th ACM SIGKDD*

- International Conference on Knowledge Discovery & Data Mining*, KDD '19, (New York, NY, USA), p. 2623–2631, Association for Computing Machinery, 2019, DOI.
- [27] G.-y. Huang and S. Zhou, *Precise Values of Running Quark and Lepton Masses in the Standard Model*, *Phys. Rev. D* **103** (2021) 016010 [2009.04851].
 - [28] PARTICLE DATA GROUP collaboration, *Review of Particle Physics, to be published in Phys. Rev. D* **110** (2024) 030001.
 - [29] PARTICLE DATA GROUP collaboration, *Review of Particle Physics*, *PTEP* **2022** (2022) 083C01.
 - [30] S. Levine, *Reinforcement learning and control as probabilistic inference: Tutorial and review*, 2018.
 - [31] M.P. Deisenroth and C.E. Rasmussen, *Pilco: a model-based and data-efficient approach to policy search*, in *Proceedings of the 28th International Conference on International Conference on Machine Learning*, ICML'11, (Madison, WI, USA), p. 465–472, Omnipress, 2011.
 - [32] S. Brieden, H. Gil-Marín and L. Verde, *Model-agnostic interpretation of 10 billion years of cosmic evolution traced by BOSS and eBOSS data*, *JCAP* **08** (2022) 024 [2204.11868].
 - [33] I. Esteban, M.C. Gonzalez-Garcia, M. Maltoni, T. Schwetz and A. Zhou, *The fate of hints: updated global analysis of three-flavor neutrino oscillations*, *JHEP* **09** (2020) 178 [2007.14792].
 - [34] T.R. Harvey and A. Lukas, *Quark Mass Models and Reinforcement Learning*, *JHEP* **08** (2021) 161 [2103.04759].