

COMFORT: A Continual Fine-Tuning Framework for Foundation Models Targeted at Consumer Healthcare

Chia-Hao Li 

CHLI@PRINCETON.EDU

*Dept. of Electrical & Computer Engineering, Princeton University
Princeton, NJ 08544 USA*

Niraj K. Jha , *Fellow, IEEE*

JHA@PRINCETON.EDU

*Dept. of Electrical & Computer Engineering, Princeton University
Princeton, NJ 08544 USA*

Abstract

Wearable medical sensors (WMSs) are revolutionizing smart healthcare by enabling continuous, real-time monitoring of user physiological signals, especially in the field of consumer healthcare. The integration of WMSs and modern machine learning (ML) enables unprecedented solutions to efficient early-stage disease detection. Despite the success of Transformers in various fields, their application to sensitive domains, such as smart healthcare, remains underexplored due to limited data accessibility and privacy concerns. To bridge the gap between Transformer-based foundation models and WMS-based disease detection, we propose COMFORT, a continual fine-tuning framework for foundation models targeted at consumer healthcare. COMFORT introduces a novel approach for pre-training a Transformer-based foundation model on a large dataset of physiological signals exclusively collected from healthy individuals with commercially available WMSs. We adopt a masked data modeling (MDM) objective to pre-train this health foundation model. We then fine-tune the model using various parameter-efficient fine-tuning (PEFT) methods, such as low-rank adaptation (LoRA) and its variants, to adapt it to various downstream disease detection tasks that rely on WMS data. In addition, COMFORT continually stores the low-rank decomposition matrices obtained from the PEFT algorithms to construct a library for multi-disease detection. The COMFORT library enables scalable and memory-efficient disease detection on edge devices. Our experimental results demonstrate that COMFORT achieves highly competitive performance while reducing memory overhead by up to 52% relative to conventional methods. Thus, COMFORT paves the way for personalized and proactive solutions to efficient and effective early-stage disease detection for consumer healthcare. [†] [‡]

1. Introduction

Physical and mental illnesses not only negatively impact individual well-being but also adversely impact the global society. Therefore, the pursuit of efficient and effective early-stage disease detection has become a crucial research area in the consumer healthcare domain. Fortunately, modern advances in machine learning (ML) and wearable medical

[†]. This work has been submitted to the ACM for possible publication. Copyright may be transferred without notice, after which this version may no longer be accessible.

[‡]. © 2024 ACM. Personal use of this material is permitted. Permission from ACM must be obtained for all other uses, in any current or future media, including reprinting/republishing this material for advertising or promotional purposes, creating new collective works, for resale or redistribution to servers or lists, or reuse of any copyrighted component of this work in other works.

sensors (WMSs) highlight unprecedented ways to address this challenge. WMSs have revolutionized the healthcare field through passive, continuous, non-invasive, and real-time monitoring of physiological signals. These devices can collect a wealth of data, including galvanic skin response, heart rate, skin temperature, blood pressure, oxygen saturation, and other vital signs. A sophisticated ML model can then be trained on such data to enable efficient and accurate inference for early-stage disease detection. The integration of ML and WMSs promises to streamline the disease detection process, making it feasible even in out-of-clinic scenarios [16, 60, 18, 28, 13, 29, 46, 21, 56].

On the other hand, Transformers [54] are revolutionizing various research fields, such as natural language processing (NLP) [39, 37, 43, 45] and computer vision (CV) [26, 25, 12]. The unique self-attention mechanism in Transformer models processes complex sequential data in parallel, which significantly reduces training time. As a result, numerous intensively pre-trained large language models (LLMs) [7, 1, 11, 51, 52] and large vision models (LVMs) [12, 42, 34] have been pre-trained as foundation models. These models are designed to perform general-purpose tasks and can be fine-tuned for specific downstream applications. They are pre-trained on an enormous amount of open-source unlabeled data through self-supervised learning to extract general knowledge from the target domain. However, fine-tuning large foundation models for every new task is often impractical and resource-intensive. Therefore, various parameter-efficient fine-tuning (PEFT) methods [23, 32, 58, 22, 41, 30] have been proposed to address this challenge. In general, these methods selectively tune a small subset of parameters to reduce the computation burden and time required for fine-tuning. Hence, they enable foundation models to efficiently adapt to diverse applications while maintaining scalability.

Despite the significant success of foundation models in various fields, their capabilities in sensitive domains like smart healthcare remain largely underexplored [27]. Patient health data, including electronic health records, medical images, and physiological signals, are governed by numerous laws and restrictions to ensure data security and patient privacy. Consequently, retrieving sufficient general data to pre-train a foundation model for healthcare applications is challenging. Several multimodal LLMs, fine-tuned for smart healthcare, have demonstrated promising performance on understanding domain knowledge [20, 47, 48, 15, 50, 49, 35]. However, their primary focus is on developing conversational artificial intelligence (AI) assistants for medical support rather than on early-stage disease detection in consumer health tasks. Consumer health disease detection relies heavily on sequential time-series physiological signals collected from WMSs, which differ significantly from static linguistic text data. The unique characteristics of WMS data, such as high dimensionality, nonlinear relationships, and continuous nature, require foundation models to comprehend both individual data points and their dynamic patterns over time [27]. Therefore, developing Transformer-based foundation models using physiological data from WMSs for disease detection tasks poses new challenges.

To address the aforementioned challenge, we propose a framework called COMFORT. It introduces a novel approach to developing foundation models tailored to WMS data that can be fine-tuned across various downstream disease detection tasks in the consumer healthcare domain. We pre-train a Transformer-based foundation model using a large WMS dataset collected exclusively from healthy individuals. We employ a masked data modeling (MDM) objective for pre-training, guiding the foundation model to grasp the essence and dynamic

patterns of physiological data from WMSs. Subsequently, the foundation model can be efficiently fine-tuned using a PEFT method and disease-specific WMS datasets gathered from patients for downstream disease detection tasks. COMFORT adopts a PEFT algorithm based on low-rank adaptation (LoRA) [23]. For our foundation model with a pre-trained weight matrix $W_0 \in \mathbb{R}^{d \times k}$, LoRA constrains its update $W_0 + \Delta W$ by representing the latter with a low-rank decomposition $W_0 + \Delta W = W_0 + BA$, where $B \in \mathbb{R}^{d \times r}$, $A \in \mathbb{R}^{r \times k}$, and the rank $r \ll \min(d, k)$ for $\{r, d, k\} \in \mathbb{N}$ [23].

COMFORT keeps the original pre-trained weights W_0 unchanged even after learning new tasks. It continually stores only the low-rank decomposition matrices obtained using the PEFT algorithm and the classifiers dedicated to learned tasks. This approach allows COMFORT to build a library of distinct low-rank weight matrices $\{B_i, A_i\}$ and classifiers $\{C_i\}$ for all learned diseases, where $i = \{1, 2, \dots, n\}$. Using a single foundation model, end users can efficiently and flexibly employ different $\{B_i, A_i, C_i\}$ from the library to detect various diseases. As a result, compared to the conventional approach that employs separate models for distinct diseases, COMFORT significantly reduces memory and energy consumption on edge devices. Fig. 1 illustrates how COMFORT leverages its library to detect various diseases, contrasting it with conventional methods that require multiple models. To detect disease i , the user can download its corresponding $\{B_i, A_i, C_i\}$ from the library and apply it to the foundation model. The model then performs disease i detection with model weights $W_0 + \Delta W_i = W_0 + B_i A_i$ and classifier C_i . Our results demonstrate COMFORT’s potential for creating a scalable and adaptive framework for consumer health disease detection with WMS data, paving the way for personalized and proactive healthcare solutions.

The rest of the article is organized as follows. Section 2 discusses related works on Transformer-based foundation models, PEFT methods, and Transformer models employed in the healthcare domain. Section 3 gives details of our framework. Section 4 provides information on the disease datasets used in our experiments and the implementation details. Section 5 presents experimental results. Section 6 discusses possible future work. Finally, Section 7 concludes the article.

2. Background and Related Work

In this section, we provide background material and discuss related works that will help readers understand the rest of the article.

2.1 Transformers and Foundation Models

A Transformer is a model architecture that relies on the self-attention mechanism [3]. The original Transformer model [54] was designed for machine translation tasks. Fig. 2 shows the Transformer model architecture. It generally consists of two main components: the encoder layers and the decoder layers. The encoder layers process sequential input data across various time steps in parallel using a multi-head self-attention module. They encode input information into contextualized representations. The decoder layers then process these encoded representations along with previously produced tokens to generate the corresponding output sequences. We refer readers to the literature [54, 38] for a detailed explanation of the operations performed in each module.

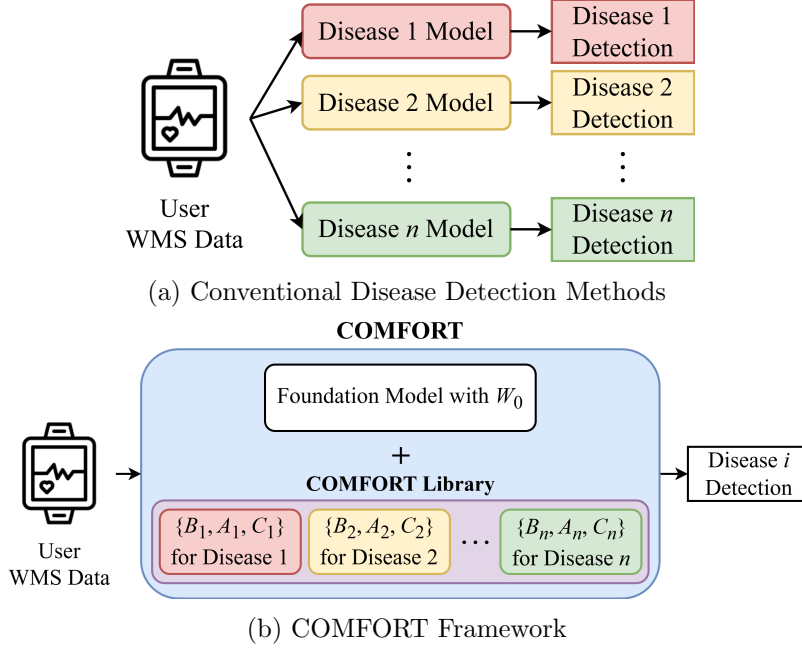


Figure 1: An overview of frameworks for disease detection with WMS data in consumer health: (a) conventional disease detection methods, and (b) COMFORT framework. COMFORT flexibly leverages a library of weight variances to detect various diseases with a single foundation model, whereas conventional methods require a customized model for each disease. W_0 represents the pre-trained weights of the foundation model.

Transformer models exhibit remarkable capabilities in modeling complex linguistic data and text generation. Thus, it is extensively used in various NLP tasks [39], including sentiment analysis [37], machine translation [43], question answering [45], and information extraction [24]. The self-attention mechanism is highly parallelizable. This significantly reduces training time and enables large-scale pre-training. As a result, many Transformer-based large language models (LLMs), such as OpenAI’s GPT series [7, 1], Google’s BERT [11], and Meta’s LLaMA series [51, 52], are intensively pre-trained on an enormous corpus of text data through self-supervised or semi-supervised learning. These pre-trained LLMs are often referred to as foundation models [62, 6] since they are trained on a broad spectrum of unlabeled data, enabling to tackle general tasks like natural language understanding and text generation. These foundation models can then be fine-tuned on task-specific data for downstream tasks through transfer learning.

Transformer models have had a significant impact in other domains as well, such as CV [26, 25, 12], remote sensing imaging [2], speech processing [40], and time-series modeling [57]. Furthermore, many LVMs [12, 42, 34] have emerged as foundation models in the CV domain. However, the development of foundation models for sensor data domains, especially in the field of consumer healthcare, remains largely unexplored.

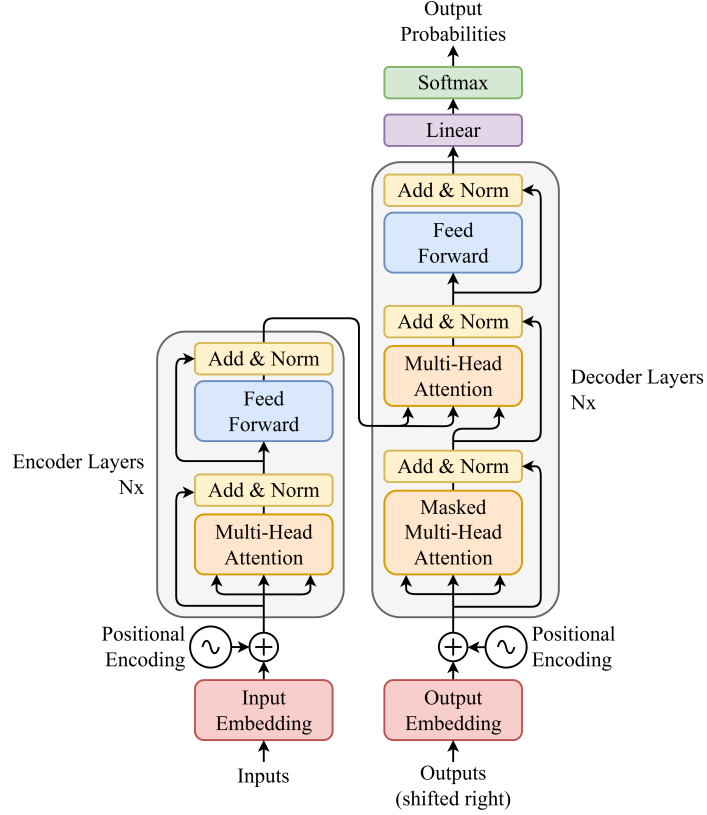


Figure 2: The Transformer architecture. This figure is remade from [54].

2.2 Parameter-Efficient Fine-Tuning Methods for Foundation Models

As foundation models are pre-trained for general-purpose objectives, full fine-tuning is often required to adapt them to specific downstream tasks. However, with the increasing size of these models and downstream datasets, fine-tuning entire models for every new task has become impractical and resource-intensive. Hence, PEFT methods are crucial for adapting foundation models to downstream tasks without consuming extensive computational resources and training time. They selectively tune a small subset of parameters, thereby reducing the computational burden and time. Prominent PEFT methods include LoRA [23], adapter modules [22, 41], and prefix tuning [30, 33]. LoRA and its variants [32, 58] approximate weight updates using low-rank decomposition matrices, while adapter modules introduce additional layers between existing ones to capture task-specific information. On the other hand, prefix tuning prepends learnable vectors to the input sequence to guide model behavior. These methods facilitate efficient and scalable adaptation of large models to diverse applications.

Among the PEFT algorithms, LoRA and its variants, Weight-Decomposed Low-Rank Adaptation (DoRA) [32] and Chain of LoRA (CoLA) [58], do not alter the model architecture and are easily applicable to models with numerical sensor data inputs. In general, for a foundation model with a pre-trained weight matrix $W_0 \in \mathbb{R}^{d \times k}$, these methods approximate its update $W_0 + \Delta W$ by representing the variance ΔW with a low-rank decomposition

$\Delta W = BA$, where $B \in \mathbb{R}^{d \times r}$, $A \in \mathbb{R}^{r \times k}$, and $\text{rank } r \ll \min(d, k)$ [23]. During training, W_0 is frozen and does not receive gradient updates, whereas B and A contain trainable parameters. Therefore, the model’s forward pass with an input $x \in \mathbb{R}^{1 \times d}$ after fine-tuning yields $x(W_0 + \Delta W) = x(W_0 + BA)$. In addition, DoRA further decomposes W_0 into $W_0 = \|W_0\|_c \frac{W_0}{\|W_0\|_c}$, where $m = \|W_0\|_c \in \mathbb{R}^{1 \times k}$ is the magnitude vector, $\frac{W_0}{\|W_0\|_c} \in \mathbb{R}^{d \times k}$ represents the direction matrix, and $\|\cdot\|_c$ denotes the column-wise norm of a matrix [32]. m is a trainable vector, where a scalar in m defines the magnitude of a column vector in $\frac{W_0}{\|W_0\|_c}$. DoRA then trains the direction matrix in the same way as LoRA. Hence, the updated forward pass with DoRA yields $x(m' \frac{W_0 + BA}{\|W_0 + BA\|_c})$. On the other hand, CoLA extends LoRA by adding a chain of low-rank decomposition matrices to approximate the optimal weight variance $\Delta W^* = \sum_{j=1}^l B_j A_j$, where $B_j \in \mathbb{R}^{d \times r_j}$, $A_j \in \mathbb{R}^{r_j \times k}$, and $r_j \ll \min(d, k)$ for $j = \{1, 2, \dots, l\}$ and $l \in \mathbb{N}$. Accordingly, the updated forward pass in CoLA yields $x(W_0 + \Delta W^*) = x(W_0 + \sum_{j=1}^l B_j A_j)$.

2.3 Transformer Models in Smart Healthcare

Transformer models are gaining increasing attention and adoption in the smart healthcare domain [20, 49, 38, 55, 44, 19]. Han *et al.* [15] fine-tune publicly accessible pre-trained LLMs on specialized datasets crafted with biomedical domain knowledge. Their fine-tuned model, MedAlpaca, consistently outperforms its pre-trained-only counterparts on the United States Medical Licensing Examination (USMLE). Singhal *et al.* [47] demonstrate promising performance on medical question answering datasets with their Transformer model, MedPaLM, developed by adapting a foundation model with instruction prompt tuning. Toma *et al.* [50] introduce Clinical Camel based on LLaMA-2 [52], an open LLM explicitly tailored to clinical research using QLoRA [10]. Clinical Camel achieves state-of-the-art (SOTA) performance across multiple medical benchmarks relative to openly available medical LLMs and is capable of synthesizing plausible clinical notes. Li *et al.* [31] adapt and refine LLaMA [51] using a large dataset of 100,000 patient-doctor dialogues sourced from a public online medical consultation platform to develop a medical chatbot, ChatDoctor. ChatDoctor can understand patient needs and provide informed advice with self-directed information retrieval from reliable online sources and offline medical databases.

In addition to their adaptation in medical NLP applications, Transformer models are reshaping the healthcare domain by enabling multimodal medical data analysis, e.g., based on medical images and physiological signals. Chen *et al.* [8] propose TransUNet as a strong alternative for medical image segmentation. TransUNet integrates a U-shaped convolution neural network (CNN) with a vision Transformer. It outperforms various competing methods on different medical applications, including multi-organ segmentation and cardiac segmentation. Dai *et al.* [9] develop TransMed for multimodal medical image classification. TransMed combines the advantages of CNN and Transformer to efficiently extract low-level features of images and establish long-range dependencies between modalities. It achieves superior performance relative to other SOTA CNN-based models on two medical image datasets. On the other hand, Kim *et al.* [27] extend the capacity of pre-trained LLMs to deliver multimodal health predictions based on contextual linguistic information and physiological data. They fine-tune off-the-shelf LLMs using prompting, instruction tuning, and PEFT on six public health health datasets. They demonstrate promising performance on

various clinical and wellness prediction tasks. However, despite the growing adaptation of Transformers to smart healthcare, the development of a health foundation model dedicated to consumer health tasks based on WMS data remains underexplored.

3. The COMFORT Framework

This section discusses the COMFORT framework in detail. We begin with a top-level overview. Then, we describe the health foundation model. Finally, we elaborate on COMFORT’s scalability and adaptivity for disease detection based on a PEFT method.

3.1 Framework Overview

Inspired by the success of Transformer-based foundation models in NLP and CV, we propose COMFORT that applies the pre-train and fine-tune paradigm to the sensor data domain. Fig. 3 presents a top-level overview of the framework. COMFORT comprises two main components: health foundation model pre-training and continual fine-tuning for disease detection. In the pre-training phase, we train a health foundation model on a large dataset collected exclusively from healthy individuals using commercially available WMSs. We adopt an MDM self-supervised learning objective to enable the foundation model to understand the WMS data and their dynamically-changing patterns. During the continual fine-tuning phase, COMFORT keeps the foundation model’s pre-trained weights W_0 frozen. It then applies a LoRA-based [23] PEFT algorithm to efficiently fine-tune the foundation model for downstream detection tasks with disease-specific WMS datasets gathered from patients. Meanwhile, COMFORT maintains a library to store all the low-rank decomposition matrices $\{B_i, A_i\}$ and corresponding classifier $\{C_i\}$ for all learned diseases. The COMFORT library allows it to continually tackle new disease detection tasks without compromising the scalability of the foundation model. Furthermore, it empowers COMFORT’s adaptivity to detect various diseases by flexibly switching between different $\{B, A, C\}$ triples from the library. Hence, COMFORT provides a versatile tool for efficient and effective early-stage disease detection in the consumer healthcare domain.

3.2 Health Foundation Model

The self-attention mechanism in Transformer models enables capturing of long-range dependencies within sequential data and processing of this temporal information in parallel. This makes Transformer models ideal candidates for analyzing sequential time-series physiological signals collected using WMSs. The health foundation model in COMFORT is a Transformer model dedicated to disease detection tasks based on WMS data. It needs to understand the relationship among input sensor data. However, it does not need to generate any generative context except output probabilities for inference, which eliminates the need for the decoder layers. Therefore, we adopt an encoder-only Transformer architecture that harnesses bidirectional representations from its self-attention mechanism. We choose the BERT [11] architecture, a multi-layer bidirectional Transformer encoder, for our health foundation model. It is almost identical to the original model [11]. Hence, we follow the method described in [11] and [54] to build our model. We omit an exhaustive background description of the model architecture and operations. We refer readers to the literature

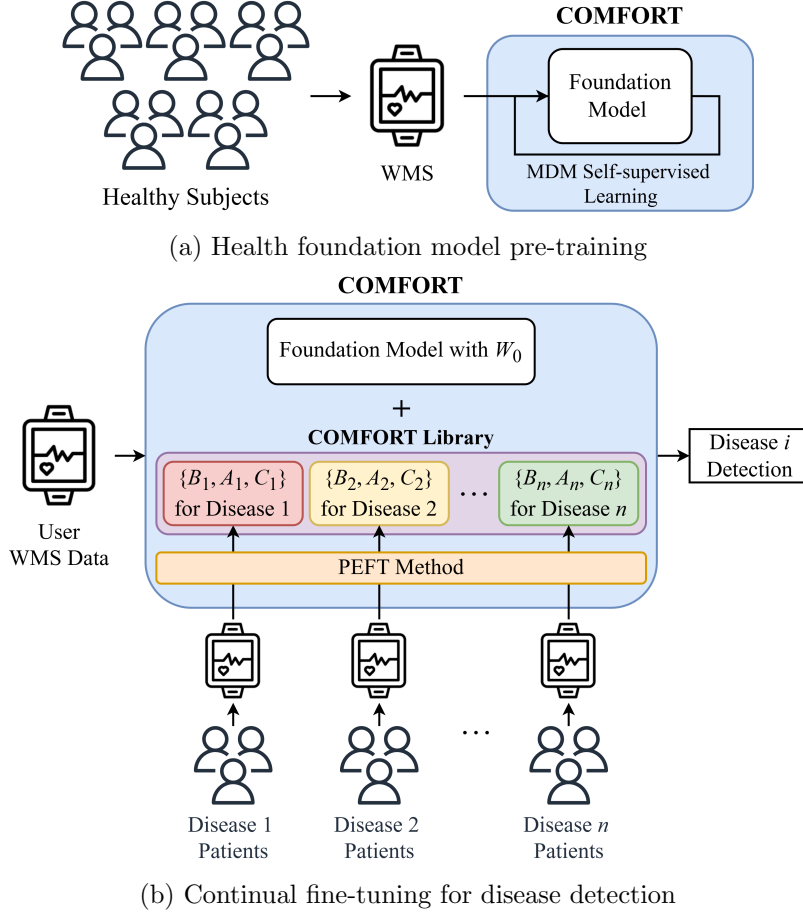


Figure 3: An overview of the COMFORT framework: (a) health foundation model pre-training, and (b) continual fine-tuning for disease detection. W_0 represents the foundation model’s pre-trained weights.

[11, 54] for details. Fig. 4 shows the model architecture of our health foundation model. Note that we do not need a tokenizer or an input embedding module in our model since the input data obtained from WMSs are already in numerical form.

Due to data privacy issues and medical regulations, obtaining sufficient patient data to pre-train a foundation model for general disease detection tasks is challenging. However, we can potentially collect an unlimited amount of physiological data from healthy individuals around the world. Therefore, we propose a novel approach of collecting physiological signals from only healthy individuals to construct a WMS dataset that enables our foundation model to make sense of the sensor data. We collect essential vital signs, such as galvanic skin response, skin temperature, average heart rate, and blood volume pulse. These physiological data can be easily collected from commercially available WMSs like smartwatches, smart rings, or smart wristbands. In addition, we incorporate motion data and ambient environmental information, including acceleration, orientation, and ambient illuminance, for healthy individuals using smartphones. These supplementary data have been proven

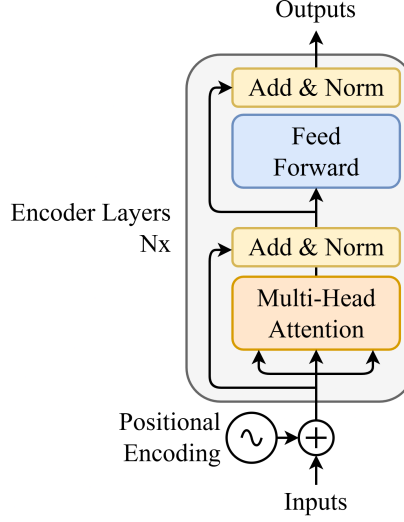


Figure 4: The health foundation model architecture.

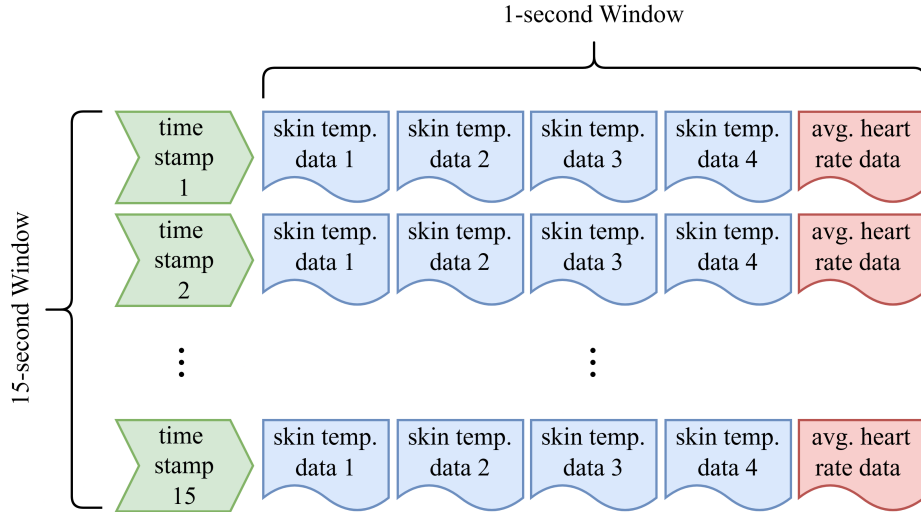


Figure 5: An input data example from a healthy individual. The example data are obtained using a skin temperature sensor sampled at 4Hz and a heart rate monitor sampled at 1Hz. (temp.: temperature, avg.: average)

to provide diagnostic insights through user motion and habit tracking [59, 4, 36, 18]. For example, they can aid in monitoring body movement, detecting physical and mental states, and calibrating physiological signal collection. We concatenate all WMS and supplementary data from each healthy individual after aligning them using their time stamps. Next, we segment the data into multiple 15-second windows, where each 15-second window represents a sequence of 15 consecutive 1-second windows of sensor data. Fig. 5 shows a toy example of our input data. More details of our experimental datasets and data preparation are provided in Sections 4.1 and 4.2.

BERT is pre-trained with a masked language modeling (MLM) objective so that it can learn deep bidirectional representations. Similarly, we train our health foundation model to learn bidirectional representations of WMS data by pre-training it on an MDM self-supervised task. For each epoch, we randomly select five 1-second windows within each 15-second input sequence. Within each selected 1-second window, we randomly mask 15% of the WMS data by replacing them with values randomly sampled from a normal distribution. We then use the original, unmasked input sequence as the target for our foundation model to enable it to learn to predict the masked values using a mean squared error (MSE) loss criterion. Through MDM pre-training on extensive WMS data collected from healthy individuals, we construct a health foundation model that can serve as a robust and adaptable base for various downstream disease detection tasks based on WMS data.

3.3 Continual Fine-Tuning for Disease Detection

COMFORT adapts the health foundation model to downstream disease detection tasks using a PEFT method. As mentioned in Section 2.2, LoRA and its variants, DoRA and CoLA, do not alter the model weights and are easily applicable to models with numerical sensor data inputs. Therefore, we select from LoRA, DoRA, and CoLA to implement the PEFT algorithm in COMFORT. We compare their performance in our experiments.

We use the original implementation described in the literature [23, 32, 58] for these PEFT methods. When fine-tuning on a new downstream task i , COMFORT keeps the health foundation model’s pre-trained weights $W_0 \in \mathbb{R}^{d \times k}$ frozen. As mentioned in Section 2.2, the forward passes with an input $x \in \mathbb{R}^{1 \times d}$ updated by LoRA, DoRA, and CoLA yield:

$$\begin{aligned} \text{LoRA: } x(W_0 + \Delta W_i) &= x(W_0 + B_i A_i); \\ \text{DoRA: } x(W_0 + \Delta W_i) &= x(m'_i \frac{W_0 + B_i A_i}{\|W_0 + B_i A_i\|_c}); \\ \text{CoLA: } x(W_0 + \Delta W_i^*) &= x(W_0 + \sum_{j=1}^l B_{ij} A_{ij}), \end{aligned}$$

where $\{B_i, B_{ij}\} \in \mathbb{R}^{d \times r}$, $\{A_i, A_{ij}\} \in \mathbb{R}^{r \times k}$, $m'_i \in \mathbb{R}^{1 \times k}$, and $r \ll \min(d, k)$. We use random Gaussian initialization for $\{A_i, A_{ij}\}$ and zero for $\{B_i, B_{ij}\}$. Similar to the original implementation, we then scale $\{B_i A_i, B_{ij} A_{ij}\}$ by $\frac{\alpha}{r}$, where α is a constant. In addition, COMFORT appends a dedicated classifier C_i , comprising a linear module and a softmax layer, to classify disease i during fine-tuning. Fig. 6 illustrates the model architecture after fine-tuning for a downstream task.

In addition, COMFORT maintains a library in order to continually store the low-rank decomposition matrices $\{\text{LoRA: } (B_i, A_i), \text{DoRA: } (m'_i, B_i, A_i), \text{CoLA: } (B_{ij}, A_{ij})\}$ and the dedicated classifier $\{C_i\}$ for all learned diseases. Preserving the low-rank matrices instead of the updated weights $\{W_0 + \Delta W_i\}$ or the weight variances $\{\Delta W_i\}$ reduces memory overhead significantly. This strategy enables us to continually fine-tune the health foundation model for various disease detection tasks. When deployed in production, a user can flexibly download and choose among the desired $\{(B_i, A_i) \text{ or } (m'_i, B_i, A_i) \text{ or } (B_{ij}, A_{ij}) \text{ and } C_i\}$ from the COMFORT library to detect disease i on an edge device with commercially available

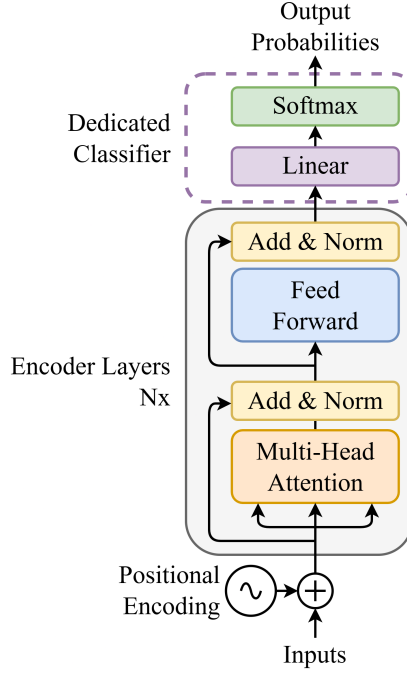


Figure 6: The model architecture after fine-tuning on a downstream task.

WMSs. Therefore, COMFORT provides a scalable and adaptive framework for personalized and proactive consumer health disease detection with WMSs.

4. Experimental Setup

In this section, we provide details of the experimental setup. First, we introduce the datasets used in our experiments. Next, we elaborate on the preprocessing procedures applied to these datasets. Finally, we present the implementation details of our COMFORT framework.

4.1 Datasets

The datasets we use in our experiments are from prior studies: DiabDeep [60] and MHDeep [18]. The data collection and experimental procedures for both datasets were approved by the Institutional Review Board of Princeton University. The efficacy of both the datasets has been established in the literature [60, 18]. In both datasets, we collect distinct physiological signals from participants with a commercially available WMS, an Empatica E4 smartwatch. In addition, we collect motion data and ambient environmental information from participants using a Samsung Galaxy S4 smartphone. These supplementary data have been demonstrated to provide diagnostic insights based on user motion and habit tracking in the literature [60, 18]. Table 1 lists the sensor features collected in these datasets and their respective sampling rates, sources, and data types.

The DiabDeep dataset consists of sensor data collected from 52 participants, including 14 diagnosed with Type-I diabetes, 13 diagnosed with Type-II diabetes, and 25 non-diabetic

Table 1: Sensor Data Collected in the DiabDeep and MHDeep Datasets

Sensor Feature	Sampling Rate (Hz)	Sensor Source	Data Type
Galvanic Skin Response (μS)	4	Smartwatch	Continuous
Skin Temperature ($^{\circ}C$)	4		
Acceleration (x, y, z)	32		
Average Heart Rate	1		
Blood Volume Pulse	64		
Humidity	5	Smartphone	Continuous
Ambient Illuminance	5		
Ambient Light Color Spectrum (R, G, B, W)	5		
Ambient Temperature ($^{\circ}C$)	5		
Gravity (x, y, z)	5		
Angular Velocity (x, y, z)	5		
Orientation (x, y, z)	5		
Acceleration (x, y, z)	5		
Linear Acceleration (x, y, z)	5		
Air Pressure	5		
Proximity	5		
Wi-Fi Radiation Strength	5		
Magnetic Field Strength	5		

individuals. None of the participants report mental, cardiac, or endocrine disorders. The MHDeep dataset comprises data collected from 72 adult participants at the Hackensack Meridian Health Carrier Clinic in Belle Mead, New Jersey. These participants were diagnosed by medical professionals at the clinic. The dataset includes 23 participants with bipolar disorder, 10 with major depressive disorder, 16 with schizoaffective disorder, and 23 without any mental health disorder. For both datasets, participants are instructed to wear the Empatica E4 smartwatch on the wrist of their non-dominant hand and place the Samsung Galaxy S4 smartphone in the opposite front pocket. The data collection process lasts between 1.0 and 1.5 hours per participant, during which time participants are allowed to move around freely with the devices.

4.2 Dataset Preprocessing

We preprocess and format both datasets to fit our foundation model for experiments. First, we synchronize the sensor data from the smartwatch and smartphone using their timestamps. Next, we segment the data streams into 15-second windows with a 15-second shift in between to minimize time correlation between adjacent windows. Each 15-second window of data constitutes a data sequence, which we further split into 15 1-second data instances. Analogous to NLP, we format each sensor data sequence as a linguistic sequence (sentence) with 15 tokens (words), where each token is encoded as a 1-second data stream of all sensor features. Within each 1-second data instance (or token), we flatten and concatenate data from the smartwatch and smartphone. This results in a total of 20,957 data sequences in the DiabDeep dataset and 27,082 data sequences in the MHDeep dataset, with each data instance containing 299 features. Therefore, the DiabDeep dataset has a [20957, 15, 299] size, whereas the MHDeep dataset has a [27082, 15, 299] size.

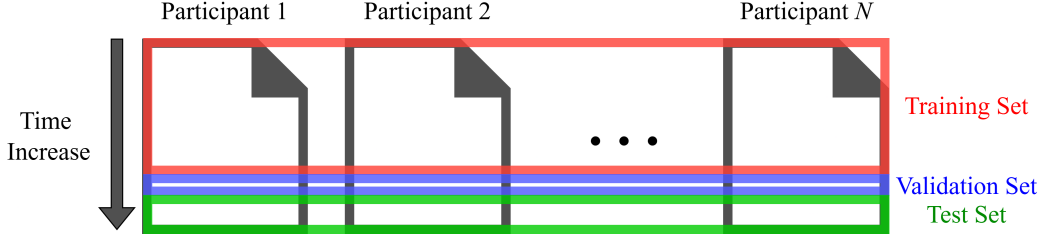


Figure 7: Preparation of the training, validation, and test sets.

Subsequently, we partition each dataset into three subsets for experiments: training, validation, and test sets. We use the first 70%, the next 10%, and the last 20% of each participant’s sequential time-series data to construct the training, validation, and test sets with no time overlap. Fig. 7 illustrates how we split each dataset for experiments. In addition, we perform min-max normalization on both datasets to scale them to the range between 0 and 1. This prevents features with a wider range of values from overshadowing those with a narrower range and helps stabilize the training process.

To mitigate the curse of dimensionality and decrease both training time and model size, we use principal component analysis (PCA) to reduce the dimensionality of both datasets. To preserve at least 99% of the total variance while ensuring training efficiency, we reduce the dimensionality to 128 based on our empirical results for both datasets. First, we standardize the feature data in the training set and compute the covariance matrix. Then, we perform eigendecomposition to find the eigenvectors and eigenvalues of the covariance matrix to identify the principal components. Next, we sort the eigenvectors in descending order of their corresponding eigenvalues. Finally, we construct a projection matrix to select the top 128 principal components and transform the data along these principal component axes. This results in 128-dimensional feature data in our training set. We then employ the same PCA parameters in the validation and test sets to transform them into 128-dimensional feature data as well.

Finally, we perform data cleaning to remove low-quality data instances from both datasets. Our data are collected using a WMS worn on the wrist and a smartphone placed in the pocket. Consequently, some data might not be of high quality when the devices are not properly attached to the wrist of the participant or when the participant is in motion. Thus, data cleaning is important for WMS datasets. We use CTRL [61] for data cleaning of both datasets. CTRL was originally developed to detect label errors. However, we have discovered through empirical experience that the paradigm is also effective in identifying incorrect or corrupted data. CTRL first trains a neural network with the original dataset and records the training loss curves of all the samples. Then, K-means clustering is used to the recorded training losses to cluster the samples into two groups: clean samples (associated with a smaller training loss centroid) and compromised samples (associated with a larger training loss centroid). We use CTRL to clean the training, validation, and test sets from both datasets. Table 2 lists the dataset sizes obtained after applying our preprocessing procedures.

Table 2: The DiabDeep and MHDeep Dataset Sizes

Dataset		Original Size	After Min-Max Normalization and PCA	After Data Cleaning with CTRL
DiabDeep	Training Set	[14671, 15, 299]	[14671, 15, 128]	[14438, 15, 128]
	Validation Set	[2098, 15, 299]	[2098, 15, 128]	[2094, 15, 128]
	Test Set	[4188, 15, 299]	[4188, 15, 128]	[3717, 15, 128]
MHDeep	Training Set	[18955, 15, 299]	[18955, 15, 128]	[18267, 15, 128]
	Validation Set	[2707, 15, 299]	[2707, 15, 128]	[2613, 15, 128]
	Test Set	[5420, 15, 299]	[5420, 15, 128]	[5123, 15, 128]

4.3 Implementation Details

COMFORT addresses disease detection on edge devices based on WMS data. We employ the BERT_{TINY} architecture [53, 5] for this purpose. We set the number of Transformer encoder layers L to 2, the model’s hidden size H to 128, and the number of attention heads A to 2. We follow the original implementation in [54, 11] to set other Transformer parameters. Subsequently, we implement two hidden layers in the linear module for each dedicated classifier for downstream tasks. The classifier begins with an input layer with 128 neurons for alignment with the output embeddings from the encoder layers. Then, it is followed by two hidden layers with 512 and 128 neurons, respectively. We adopt the rectified linear unit (ReLU) as the nonlinear activation function in the hidden layers. Finally, the classifier concludes with an output softmax layer with the number of neurons corresponding to the number of classes in the downstream task. Specifically, there are three neurons for the DiabDeep task and four neurons for the MHDeep task. This results in less than 529k parameters in the fine-tuned model.

In COMFORT, we exclusively use WMS data obtained from healthy individuals to pre-train the health foundation model. However, we face limitations due to a lack of available large-scale WMS datasets collected from healthy individuals. Meanwhile, our experimental datasets do not provide sufficient WMS data from healthy individuals. Therefore, we use a synthetic data generation tool, called TUTOR, for this purpose [17, 28, 29]. We employ the Gaussian mixture model estimation method [28, 29] to generate 100,000 synthetic data instances from the WMS data of the healthy individuals in both datasets. We use these synthetic data to pre-train the health foundation model and to prevent bias during fine-tuning.

For both pre-training and fine-tuning, we use the Adam optimizer with the learning rate initialized at 0.005 and the batch size set to 128. We pre-train the foundation model for 1,000 epochs or until convergence. For fine-tuning, we train the model with task-specific datasets for 300 epochs. For fine-tuning, we compare LoRA [23], DoRA [32], and CoLA [58]. We set both the rank number r and the constant α to eight for all three PEFT methods. In addition, we set the chain length to three with a fixed rank number for CoLA. We implement COMFORT with PyTorch and perform experiments on an NVIDIA A100 GPU. To accelerate the experiments, we employ the CUDA and cuDNN libraries.

5. Experimental Results

This section presents experimental results on fine-tuning for two downstream disease detection tasks: DiabDeep and MHDeep. Before fine-tuning, we pre-train the health foundation model on the synthetic healthy individual data, as described in Section 4.3. We pre-train the foundation model with the MDM objective described in Section 3.2 until we obtain a loss value lower than 0.001.

5.1 Continual Fine-Tuning for Disease Detection

We compare the performance of LoRA, DoRA, and CoLA with a vanilla full fine-tuning method, where the COMFORT library stores the fully updated weight variances ΔW s. In addition, we implement two different baselines for comparison. Following the original implementation [60, 18], we recreate the DiabDeep and MHDeep multilayer perceptron (MLP) models with synthetic data pre-training and grow-and-prune neural network synthesis. It is important to note that the synthetic data used for training the DiabDeep and MHDeep MLP models are generated from *all* the data in the training set. On the other hand, we build two task-specific BERT_{TINY} models that are trained from scratch with Xavier initialization [14] for the two tasks, respectively. To evaluate COMFORT’s performance, we report the test accuracy and F1-score on the learned tasks. The F1-score is computed by defining true positives (negatives) as the unhealthy (healthy) data sequences correctly classified as disease-positive (healthy) and false positives (negatives) as the healthy (unhealthy) data sequences misclassified as disease-positive (healthy). In addition, we report the model memory consumption required to detect the two learned tasks.

Table 3 shows the experimental results after continually fine-tuning for the two downstream tasks, DiabDeep and MHDeep. Table 4 provides a breakdown of the model memory consumption required. To detect both diseases, the system needs to store either both DiabDeep and MHDeep MLP models, two task-specific BERT_{TINY} models, or the COMFORT framework, which includes the health foundation model and COMFORT library. As we can see from Table 3, all Transformer-based models outperform the original MLP models in both test accuracy and F1-score for both tasks. This demonstrates the advantage of Transformer models in processing sequential time-series WMS data over conventional MLP models, even though MLP models consume less memory. Among the Transformer models, COMFORT achieves competitive performance with PEFT methods compared to training task-specific models from scratch and full foundation model fine-tuning. Moreover, COMFORT saves more than 34% and 52% in memory consumption with LoRA relative to using two task-specific models and full fine-tuning, respectively.

Our experimental results demonstrate that COMFORT creates a scalable and adaptive framework for consumer health disease detection tasks using WMS data. The advantage of reduced memory consumption becomes more pronounced as more downstream tasks are learned. We simulate a scenario where the health foundation model is continually adapted to 10 distinct downstream disease detection tasks, each involving three-way classification. Fig. 8 shows the projected memory reduction achieved by adopting COMFORT with LoRA for these 10 tasks. The results show that COMFORT paves the way for personalized and proactive healthcare solutions to efficient and effective early-stage disease detection.

Table 3: Continual Fine-Tuning for Disease Detection

Downstream Task	Evaluation Metrics	Original	BERT _{TINY}	COMFORT			
		MLP Model	Train from Scratch	Full Fine-tuning	PEFT with LoRA	PEFT with DoRA	PEFT with CoLA
DiabDeep	Test Accuracy	0.952	0.978	0.977	0.978	0.977	0.976
	F1-score	0.952	0.979	0.979	0.980	0.979	0.976
MHDeep	Test Accuracy	0.892	0.939	0.938	0.927	0.932	0.927
	F1-score	0.978	0.998	0.995	0.992	0.991	0.994
(To Detect DiabDeep & MHDeep)	Model Memory Consumption (KB)	1,331	4,278	5,878	2,806	2,816	2,946

Table 4: Breakdown of Model Memory Consumption

(To Detect DiabDeep _{i=1} & MHDeep _{i=2})	Original	BERT _{TINY}	COMFORT			
	MLP Model	Train from Scratch	Full Fine-tuning	PEFT with LoRA	PEFT with DoRA	PEFT with CoLA
Breakdown of Memory Consumption (KB)	MLP ₁ (665)	BERT _{TINY,1} (2,139)	$W_0(1,600)$	$W_0(1,600)$	$W_0(1,600)$	$W_0(1,600)$
	+	+	+	+	+	+
		BERT _{TINY,2} (2,139)	$\Delta W_1(2,139)$	$\{B_1, A_1, C_1\}(603)$	$\{m'_1, B_1, A_1, C_1\}(608)$	$\{B_{1j}, A_{1j}, C_1\}(673)$
			+	+	+	+
	MLP ₂ (666)		$\Delta W_2(2,139)$	$\{B_2, A_2, C_2\}(603)$	$\{m'_2, B_2, A_2, C_2\}(608)$	$\{B_{2j}, A_{2j}, C_2\}(673)$
						(for $j = 1, 2, 3$)

5.2 Ablation Study

We conduct two ablation studies on the COMFORT framework. First, we assess whether the pre-trained health foundation model within COMFORT reduces the amount of task-specific training data required for fine-tuning. Next, we evaluate the impact of using different rank values in the PEFT algorithms on test accuracy.

Fig. 9 presents the results of the first ablation study: test accuracy versus the amount of task-specific training data used for fine-tuning. In this ablation study, we only compare the Transformer models. The x -axis indicates the percentage of available task-specific training data, while the y -axis represents the test accuracy. The results show that COMFORT achieves its highest test accuracy with less task-specific training data, regardless of the fine-tuning method. For the DiabDeep (MHDeep) task, COMFORT only requires 40% (70%), 50% (60%), 40% (50%), and 70% (30%) of the task-specific training data for fine-tuning when using the full fine-tuning, LoRA, DoRA, and CoLA methods, respectively. In contrast, the task-specific model trained from scratch requires 100% of the task-specific training data to reach its maximum test accuracy on both tasks. This ablation study demonstrates that the health foundation model in COMFORT helps reduce the amount of task-specific training data needed for fine-tuning on downstream tasks.

Fig. 10 shows the results of the second ablation study: test accuracy versus different rank values used in the PEFT algorithms. The x -axis denotes the rank values for the PEFT algorithms, whereas the y -axis represents the test accuracy. For the DiabDeep task, all three PEFT algorithms achieve their highest test accuracy at a rank value of 8. For the

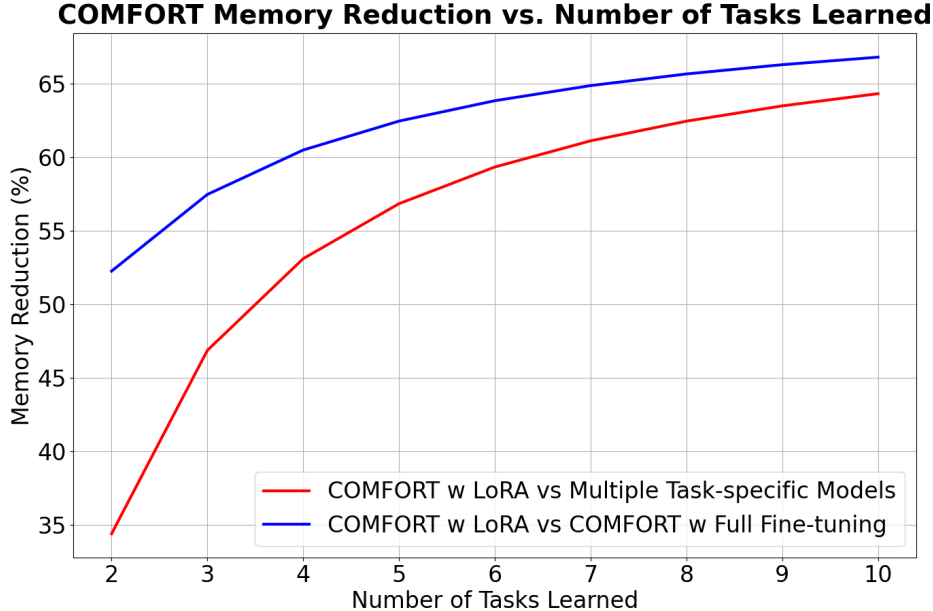


Figure 8: Projected memory reduction when using COMFORT with LoRA after learning 10 downstream tasks.

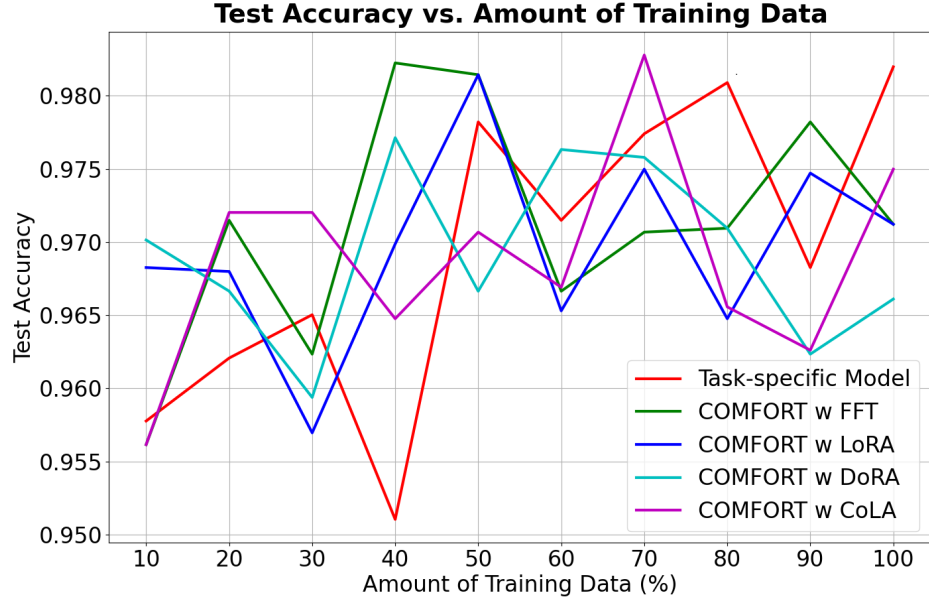
MHDeep task, both LoRA and DoRA achieve their highest test accuracy when their rank values are set to 8, while CoLA reaches its highest test accuracy with a rank value of 4.

6. Discussions

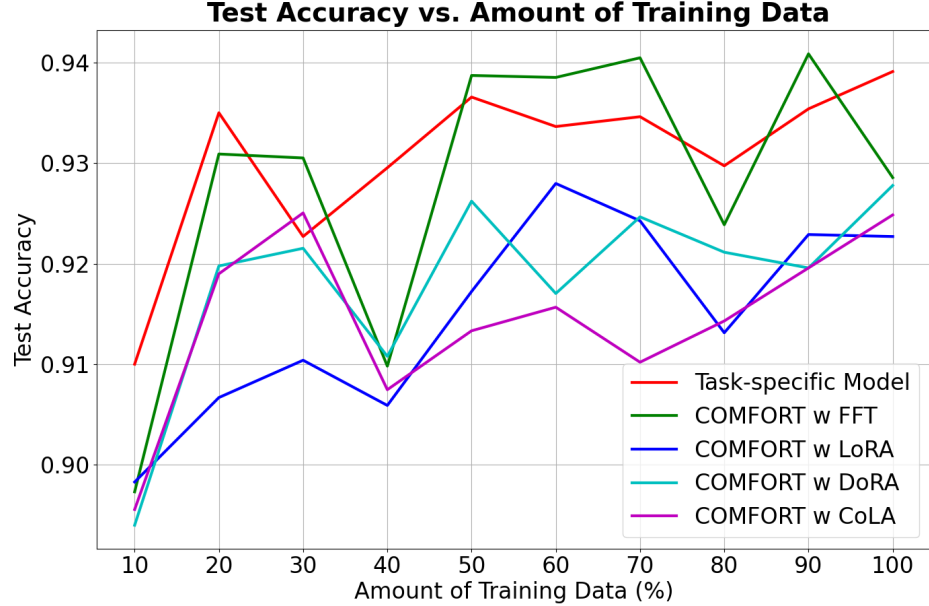
The premise behind COMFORT is that collecting WMS data from healthy individuals is more feasible than from diagnosed patients. Moreover, we can potentially collect unlimited data from healthy individuals worldwide. Therefore, we propose foundation models for consumer healthcare applications that undergo extensive pre-training on data collected from healthy individuals. This approach mitigates the challenge associated with lack of sufficient patient data needed to train foundation models for general disease detection tasks. Our experimental results validate this premise. They demonstrate the promising potential of extending this approach to other medical data modalities, including medical text and images. The COMFORT framework can then be adapted to other smart healthcare applications, such as medical question answering, AI chatbots, image segmentation, image classification, and disease detection with medical images. We will explore these directions in our future work.

7. Conclusion

In this paper, we described COMFORT, a continual fine-tuning framework for foundation models in the consumer healthcare domain. It provides a scalable and adaptive solution to consumer health disease detection tasks using WMS data. We proposed a novel approach to pre-training a health foundation model with data collected exclusively from healthy



(a) The DiabDeep Task

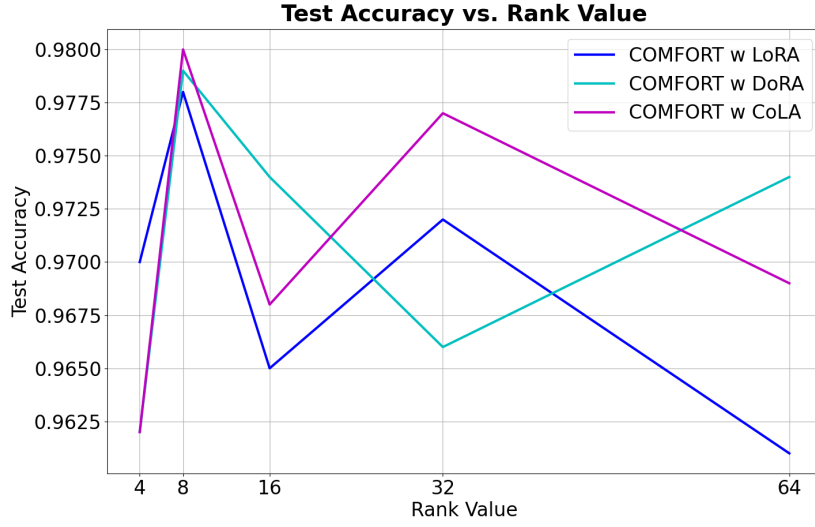


(b) The MHDeep Task

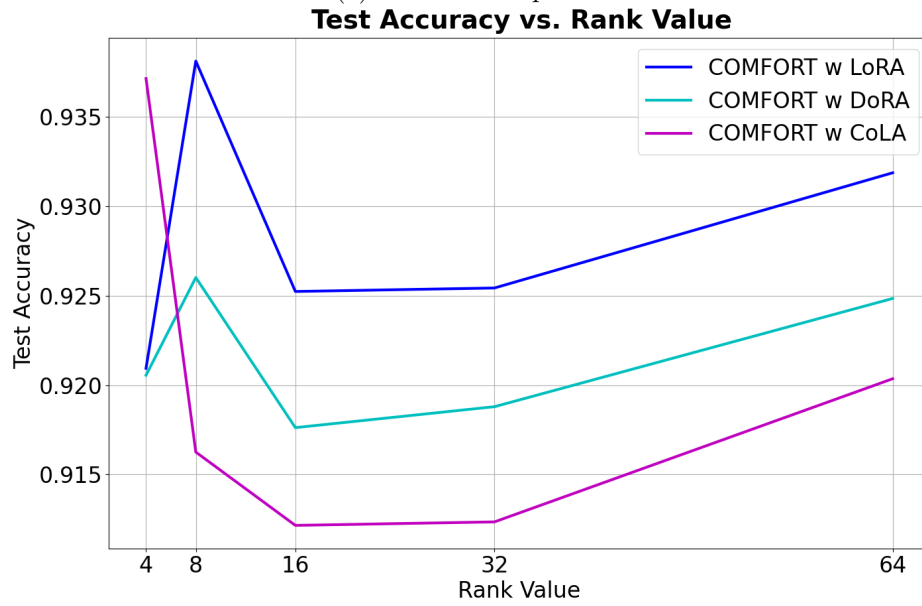
Figure 9: Test accuracy vs. the amount of task-specific training data used for fine-tuning for the (a) DiabDeep and (b) MHDeep tasks. (FFT: Full fine-tuning.) (Best viewed in color.)

individuals. Subsequently, the foundation model adapts to downstream tasks efficiently using a PEFT algorithm. By storing only the low-rank matrices, COMFORT employs a scalable library for continual fine-tuning and flexible disease detection. Our experimental results demonstrate COMFORT’s efficacy while maintaining a low memory overhead relative

COMFORT



(a) The DiabDeep Task



(b) The MHDeep Task

Figure 10: Test accuracy vs. different rank values for the PEFT method. (Best viewed in color.)

to the conventional method that employs multiple task-specific models. Hence, COMFORT offers a promising solution to efficient and effective early-stage disease detection in the consumer healthcare domain.

Acknowledgments

This work was supported by NSF under Grant No. CCF-2203399. We would like to thank Sayeri Lala for developing code to prepare some of the datasets (specifically mental health and diabetes) used in this study and for her assistance in clarifying details concerning the data format.

References

- [1] Josh Achiam, Steven Adler, Sandhini Agarwal, Lama Ahmad, Ilge Akkaya, Floren-
cia Leoni Aleman, et al. 2023. GPT-4 technical report. *arXiv: 2303.08774* (2023).
- [2] Abdulaziz Amer Aleissae, Amandeep Kumar, Rao Muhammad Anwer, Salman Khan,
Hisham Cholakkal, Gui-Song Xia, et al. 2023. Transformers in remote sensing: A
survey. *Remote Sensing* 15, 7 (2023).
- [3] Dzmitry Bahdanau, Kyunghyun Cho, and Yoshua Bengio. 2014. Neural machine trans-
lation by jointly learning to align and translate. *arXiv: 1409.0473* (2014).
- [4] Jan O. Berle, Erik R. Hauge, Ketil J. Oedegaard, Fred Holsten, and Ole B. Fasmer.
2010. Actigraphic registration of motor activity reveals a more structured behavioural
pattern in schizophrenia than in major depression. *BMC Research Notes* 3 (2010),
1–7.
- [5] Prajjwal Bhargava, Aleksandr Drozd, and Anna Rogers. 2021. Generalization in NLI:
Ways (not) to go beyond simple heuristics. *arXiv: 2110.01518* (2021).
- [6] Rishi Bommasani, Drew A. Hudson, Ehsan Adeli, Russ Altman, Simran Arora, Sydney
von Arx, et al. 2022. On the opportunities and risks of foundation models. *arXiv:
2108.07258* (2022).
- [7] Tom Brown, Benjamin Mann, Nick Ryder, Melanie Subbiah, Jared D. Kaplan, Prafulla
Dhariwal, et al. 2020. Language models are few-shot learners. In *Advances in Neural
Information Processing Systems*, Vol. 33. 1877–1901.
- [8] Jieneng Chen, Yongyi Lu, Qihang Yu, Xiangde Luo, Ehsan Adeli, Yan Wang, et al.
2021. TransUNet: Transformers make strong encoders for medical image segmentation.
arXiv: 2102.04306 (2021).
- [9] Yin Dai, Yifan Gao, and Fayu Liu. 2021. TransMed: Transformers advance multi-
modal medical image classification. *Diagnostics* 11, 8 (2021).
- [10] Tim Dettmers, Artidoro Pagnoni, Ari Holtzman, and Luke Zettlemoyer. 2023. QLoRA:
Efficient finetuning of quantized LLMs. In *Advances in Neural Information Processing
Systems*, Vol. 36. 10088–10115.
- [11] Jacob Devlin, Ming-Wei Chang, Kenton Lee, and Kristina Toutanova. 2019. BERT:
Pre-training of deep bidirectional transformers for language understanding. *arXiv:
1810.04805* (2019).

- [12] Alexey Dosovitskiy, Lucas Beyer, Alexander Kolesnikov, Dirk Weissenborn, Xiaohua Zhai, Thomas Unterthiner, et al. 2021. An image is worth 16x16 words: Transformers for image recognition at scale. *arXiv: 2010.11929* (2021).
- [13] Aqeel Farooq, Mehdi Seyedmahmoudian, and Alex Stojcevski. 2021. A wearable wireless sensor system using machine learning classification to detect arrhythmia. *IEEE Sensors Journal* 21, 9 (2021), 11109–11116.
- [14] Xavier Glorot and Yoshua Bengio. 2010. Understanding the difficulty of training deep feedforward neural networks. In *Proceedings of the Thirteenth International Conference on Artificial Intelligence and Statistics (Proceedings of Machine Learning Research, Vol. 9)*. 249–256.
- [15] Tianyu Han, Lisa C. Adams, Jens-Michalis Papaioannou, Paul Grundmann, Tom Oberhauser, Alexander Löser, et al. 2023. MedAlpaca – An open-source collection of medical conversational AI models and training data. *arXiv: 2304.08247* (2023).
- [16] Shayan Hassantabar, Novati Stefano, Vishweshwar Ghanakota, Alessandra Ferrari, Gregory N. Nicola, Raffaele Bruno, et al. 2021. CovidDeep: SARS-CoV-2/COVID-19 test based on wearable medical sensors and efficient neural networks. *IEEE Transactions on Consumer Electronics* 67, 4 (2021), 244–256.
- [17] Shayan Hassantabar, Prerit Terway, and Niraj K. Jha. 2023. TUTOR: Training neural networks using decision rules as model priors. *IEEE Transactions on Computer-Aided Design of Integrated Circuits and Systems* 42, 2 (2023), 483–496.
- [18] Shayan Hassantabar, Joe Zhang, Hongxu Yin, and Niraj K. Jha. 2022. MHDeep: Mental health disorder detection system based on wearable sensors and artificial neural networks. *ACM Transactions on Embedded Computing Systems* 21, 6, Article 81 (Dec. 2022), 22 pages.
- [19] Kelei He, Chen Gan, Zhuoyuan Li, Islem Rekik, Zihao Yin, Wen Ji, et al. 2023. Transformers in medical image analysis. *Intelligent Medicine* 3, 1 (2023), 59–78.
- [20] Kai He, Rui Mao, Qika Lin, Yucheng Ruan, Xiang Lan, Mengling Feng, et al. 2024. A survey of large language models for healthcare: From data, technology, and applications to accountability and ethics. *arXiv: 2310.05694* (2024).
- [21] Shinthi Tasnim Himi, Natasha Tanzila Monalisa, Md Whaiduzzaman, Alistair Barros, and Mohammad Shorif Uddin. 2023. MedAi: A smartwatch-based application framework for the prediction of common diseases using machine learning. *IEEE Access* 11 (2023), 12342–12359.
- [22] Neil Houlsby, Andrei Giurgiu, Stanislaw Jastrzebski, Bruna Morrone, Quentin De Laroussilhe, Andrea Gesmundo, et al. 2019. Parameter-efficient transfer learning for NLP. In *Proceedings of the 36th International Conference on Machine Learning (Proceedings of Machine Learning Research, Vol. 97)*. 2790–2799.

- [23] Edward J. Hu, Yelong Shen, Phillip Wallis, Zeyuan Allen-Zhu, Yanzhi Li, Shean Wang, et al. 2021. LoRA: Low-rank adaptation of large language models. *arXiv: 2106.09685* (2021).
- [24] Yucheng Huang, Kai He, Yige Wang, Xianli Zhang, Tieliang Gong, Rui Mao, et al. 2022. COPNER: Contrastive learning with prompt guiding for few-shot named entity recognition. In *Proceedings of the 29th International Conference on Computational Linguistics*. 2515–2527.
- [25] Sonain Jamil, Md. Jalil Piran, and Oh-Jin Kwon. 2023. A comprehensive survey of transformers for computer vision. *Drones* 7, 5 (2023).
- [26] Salman Khan, Muzammal Naseer, Munawar Hayat, Syed Waqas Zamir, Fahad Shahbaz Khan, and Mubarak Shah. 2022. Transformers in vision: A survey. *Comput. Surveys* 54, 10s, Article 200 (Sep. 2022), 41 pages.
- [27] Yubin Kim, Xuhai Xu, Daniel McDuff, Cynthia Breazeal, and Hae Won Park. 2024. Health-LLM: Large language models for health prediction via wearable sensor data. *arXiv: 2401.06866* (2024).
- [28] Chia-Hao Li and Niraj K. Jha. 2024. DOCTOR: A multi-disease detection continual learning framework based on wearable medical sensors. *ACM Transactions on Embedded Computing Systems* 23, 5, Article 81 (Aug. 2024), 33 pages.
- [29] Chia-Hao Li and Niraj K. Jha. 2024. PAGE: Domain-incremental adaptation with past-agnostic generative replay for smart healthcare. *arXiv:2403.08197* (2024).
- [30] Xiang Lisa Li and Percy Liang. 2021. Prefix-tuning: Optimizing continuous prompts for generation. *arXiv: 2101.00190* (2021).
- [31] Yunxiang Li, Zihan Li, Kai Zhang, Ruilong Dan, Steve Jiang, and You Zhang. 2023. ChatDoctor: A medical chat model fine-tuned on a large language model meta-AI (LLaMA) using medical domain knowledge. *Cureus* 15, 6 (2023).
- [32] Shih-Yang Liu, Chien-Yi Wang, Hongxu Yin, Pavlo Molchanov, Yu-Chiang Frank Wang, Kwang-Ting Cheng, et al. 2024. DoRA: Weight-decomposed low-rank adaptation. *arXiv: 2402.09353* (2024).
- [33] Xiao Liu, Kaixuan Ji, Yicheng Fu, Weng Lam Tam, Zhengxiao Du, Zhilin Yang, and Jie Tang. 2021. P-tuning v2: Prompt tuning can be comparable to fine-tuning universally across scales and tasks. *arXiv: 2110.07602* (2021).
- [34] Zhuang Liu, Hanzi Mao, Chao-Yuan Wu, Christoph Feichtenhofer, Trevor Darrell, and Saining Xie. 2022. A ConvNet for the 2020s. *arXiv: 2201.03545* (2022).
- [35] Daniel McDuff, Mike Schaeckermann, Tao Tu, Anil Palepu, Amy Wang, Jake Garrison, et al. 2023. Towards accurate differential diagnosis with large language models. *arXiv: 2312.00164* (2023).

- [36] Jamie T. Mullins and Corey White. 2019. Temperature and mental health: Evidence from the spectrum of mental health outcomes. *Journal of Health Economics* 68 (2019), 102240.
- [37] Usman Naseem, Imran Razzak, Katarzyna Musial, and Muhammad Imran. 2020. Transformer based deep intelligent contextual embedding for Twitter sentiment analysis. *Future Generation Computer Systems* 113 (2020), 58–69.
- [38] Subhash Nerella, Sabyasachi Bandyopadhyay, Jiaqing Zhang, Miguel Contreras, Scott Siegel, Aysegul Bumin, et al. 2023. Transformers in healthcare: A survey. *arXiv: 2307.00067* (2023).
- [39] Narendra Patwardhan, Stefano Marrone, and Carlo Sansone. 2023. Transformers in the real world: A survey on NLP applications. *Information* 14, 4 (2023).
- [40] Yifan Peng, Siddharth Dalmia, Ian Lane, and Shinji Watanabe. 2022. Branchformer: Parallel MLP-attention architectures to capture local and global context for speech recognition and understanding. In *Proceedings of the 39th International Conference on Machine Learning (Proceedings of Machine Learning Research, Vol. 162)*. 17627–17643.
- [41] Jonas Pfeiffer, Andreas Rücklé, Clifton Poth, Aishwarya Kamath, Ivan Vulić, Sebastian Ruder, et al. 2020. Adapterhub: A framework for adapting transformers. *arXiv: 2007.07779* (2020).
- [42] Alec Radford, Jong Wook Kim, Chris Hallacy, Aditya Ramesh, Gabriel Goh, Sandhini Agarwal, et al. 2021. Learning transferable visual models from natural language supervision. *arXiv: 2103.00020* (2021).
- [43] Surangika Ranathunga, En-Shiun Annie Lee, Marjana Prifti Skenduli, Ravi Shekhar, Mehreen Alam, and Rishemjit Kaur. 2023. Neural machine translation for Low-resource languages: A survey. *Comput. Surveys* 55, 11, Article 229 (Feb. 2023), 37 pages.
- [44] Fahad Shamshad, Salman Khan, Syed Waqas Zamir, Muhammad Haris Khan, Munawar Hayat, Fahad Shahbaz Khan, et al. 2023. Transformers in medical imaging: A survey. *Medical Image Analysis* 88 (2023), 102802.
- [45] Taihua Shao, Yupu Guo, Honghui Chen, and Zepeng Hao. 2019. Transformer-based neural network for answer selection in question answering. *IEEE Access* 7 (2019), 26146–26156.
- [46] Aleksei Shcherbak, Ekaterina Kovalenko, and Andrey Somov. 2023. Detection and classification of early stages of Parkinson’s disease through wearable sensors and machine learning. *IEEE Transactions on Instrumentation and Measurement* 72 (2023), 1–9.
- [47] Karan Singhal, Shekoofeh Azizi, Tao Tu, S. Sara Mahdavi, Jason Wei, Hyung Won Chung, et al. 2023. Large language models encode clinical knowledge. *Nature* 620, 7972 (2023), 172–180.

- [48] Karan Singhal, Tao Tu, Juraj Gottweis, Rory Sayres, Ellery Wulczyn, Le Hou, et al. 2023. Towards expert-level medical question answering with large language models. *arXiv: 2305.09617* (2023).
- [49] Arun James Thirunavukarasu, Darren Shu Jeng Ting, Kabilan Elangovan, Laura Gutierrez, Ting Fang Tan, and Daniel Shu Wei Ting. 2023. Large language models in medicine. *Nature Medicine* 29, 8 (2023), 1930–1940.
- [50] Augustin Toma, Patrick R. Lawler, Jimmy Ba, Rahul G. Krishnan, Barry B. Rubin, and Bo Wang. 2023. Clinical camel: An open expert-level medical language model with dialogue-based knowledge encoding. *arXiv: 2305.12031* (2023).
- [51] Hugo Touvron, Thibaut Lavril, Gautier Izacard, Xavier Martinet, Marie-Anne Lachaux, Timothée Lacroix, et al. 2023. LLaMA: Open and efficient foundation language models. *arXiv: 2302.13971* (2023).
- [52] Hugo Touvron, Louis Martin, Kevin Stone, Peter Albert, Amjad Almahairi, Yasmine Babaei, et al. 2023. Llama 2: Open foundation and fine-tuned chat models. *arXiv: 2307.09288* (2023).
- [53] Iulia Turc, Ming-Wei Chang, Kenton Lee, and Kristina Toutanova. 2019. Well-read students learn better: On the importance of pre-training compact models. *arXiv: 1908.08962* (2019).
- [54] Ashish Vaswani, Noam Shazeer, Niki Parmar, Jakob Uszkoreit, Llion Jones, Aidan N. Gomez, Lukasz Kaiser, and Illia Polosukhin. 2017. Attention is all you need. In *Advances in Neural Information Processing Systems*, Vol. 30.
- [55] Benyou Wang, Qianqian Xie, Jiahuan Pei, Zhihong Chen, Prayag Tiwari, Zhao Li, et al. 2023. Pre-trained language models in biomedical domain: A systematic survey. *Comput. Surveys* 56, 3, Article 55 (oct 2023), 52 pages.
- [56] Shaokui Wang, Weipeng Xuan, Ding Chen, Yexin Gu, Fuhai Liu, Jinkai Chen, Shudong Xia, Shurong Dong, and Jikui Luo. 2023. Machine learning assisted wearable wireless device for sleep apnea syndrome diagnosis. *Biosensors* 13, 4 (2023).
- [57] Qingsong Wen, Tian Zhou, Chaoli Zhang, Weiqi Chen, Ziqing Ma, Junchi Yan, et al. 2022. Transformers in time series: A survey. *arXiv: 2202.07125* (2022).
- [58] Wenhan Xia, Chengwei Qin, and Elad Hazan. 2024. Chain of LoRA: Efficient fine-tuning of language models via residual learning. *arXiv: 2401.04151* (2024).
- [59] Hongxu Yin and Niraj K. Jha. 2017. A health decision support system for disease diagnosis based on wearable medical sensors and machine learning ensembles. *IEEE Transactions on Multi-Scale Computing Systems* 3, 4 (2017), 228–241.
- [60] Hongxu Yin, Bilal Mukadam, Xiaoliang Dai, and Niraj K. Jha. 2021. DiabDeep: Pervasive diabetes diagnosis based on wearable medical sensors and efficient neural networks. *IEEE Transactions on Emerging Topics in Computing* 9, 3 (2021), 1139–1150.

- [61] Chang Yue and Niraj K. Jha. 2024. CTRL: Clustering training losses for label error detection. *IEEE Transactions on Artificial Intelligence* (2024), 1–15.
- [62] Ce Zhou, Qian Li, Chen Li, Jun Yu, Yixin Liu, Guangjing Wang, et al. 2023. A comprehensive survey on pretrained foundation models: A history from BERT to ChatGPT. *arXiv: 2302.09419* (2023).