

Increasing Both Batch Size and Learning Rate Accelerates Stochastic Gradient Descent

Hikaru Umeda
Meiji University

ee227115@meiji.ac.jp

Hideaki Iiduka
Meiji University

iiduka@cs.meiji.ac.jp

Abstract

The performance of mini-batch stochastic gradient descent (SGD) strongly depends on setting the batch size and learning rate to minimize the empirical loss in training the deep neural network. In this paper, we present theoretical analyses of mini-batch SGD with four schedulers: (i) constant batch size and decaying learning rate scheduler, (ii) increasing batch size and decaying learning rate scheduler, (iii) increasing batch size and increasing learning rate scheduler, and (iv) increasing batch size and warm-up decaying learning rate scheduler. We show that mini-batch SGD using scheduler (i) does not always minimize the expectation of the full gradient norm of the empirical loss, whereas it does using any of schedulers (ii), (iii), and (iv). Furthermore, schedulers (iii) and (iv) accelerate mini-batch SGD. The paper also provides numerical results of supporting analyses showing that using scheduler (iii) or (iv) minimizes the full gradient norm of the empirical loss faster than using scheduler (i) or (ii).

1 Introduction

Mini-batch stochastic gradient descent (SGD) (Robbins & Monro, 1951; Zinkevich, 2003; Nemirovski et al., 2009; Ghadimi & Lan, 2012; 2013) is a simple and useful deep-learning optimizer for finding appropriate parameters of a deep neural network (DNN) in the sense of minimizing the empirical loss defined by the mean of nonconvex loss functions corresponding to the training set.

The performance of mini-batch SGD strongly depends on how the batch size and learning rate are set. In particular, increasing batch size (Byrd et al., 2012; Balles et al., 2016; De et al., 2017; Smith et al., 2018; Goyal et al., 2018; Shallue et al., 2019; Zhang et al., 2019) is useful for training DNNs with mini-batch SGD. In (Smith et al., 2018), it was numerically shown that using an enormous batch size leads to a reduction in the number of parameter updates.

Decaying a learning rate (Wu et al., 2014; Ioffe & Szegedy, 2015; Loshchilov & Hutter, 2017; Hundt et al., 2019) is also useful for training DNNs with mini-batch SGD. In (Chen et al., 2020), theoretical results indicated that running SGD with a diminishing learning rate $\eta_t = O(1/t)$ and a large batch size for sufficiently many steps leads to convergence to a stationary point. A practical example of a decaying learning rate with $\eta_{t+1} \leq \eta_t$ for all $t \in \mathbb{N}$ is a constant learning rate $\eta_t = \eta > 0$ for all $t \in \mathbb{N}$. However, convergence of SGD with a constant learning rate is not guaranteed (Scaman & Malherbe, 2020). Other practical learning rates have been presented for training DNNs, including cosine annealing (Loshchilov & Hutter, 2017), cosine power annealing (Hundt et al., 2019), step decay (Lu, 2024), exponential decay (Wu et al., 2014), polynomial decay (Chen et al., 2018), and linear decay (Liu et al., 2020).

Contribution: The main contribution of the present paper is its theoretical analyses of mini-batch SGD with batch size and learning rate schedulers used in practice satisfying the following inequality:

$$\min_{t \in [0:T-1]} \mathbb{E} [\|\nabla f(\boldsymbol{\theta}_t)\|] \leq \left\{ \frac{2(f(\boldsymbol{\theta}_0) - f^*)}{2 - L_n \eta_{\max}} \underbrace{\frac{1}{\sum_{t=0}^{T-1} \eta_t}}_{B_T} + \frac{L_n \sigma^2}{2 - L_n \eta_{\max}} \underbrace{\frac{1}{\sum_{t=0}^{T-1} \eta_t} \sum_{t=0}^{T-1} \eta_t^2}_{V_T} \right\}^{\frac{1}{2}},$$

where f is the empirical loss for n training samples having L_n -Lipschitz continuous gradient ∇f and lower bound f^* , σ^2 is an upper bound on the variance of the mini-batch stochastic gradient, and $(\boldsymbol{\theta}_t)_{t=0}^{T-1}$ is the sequence generated

by mini-batch SGD with batch size b_t , learning rate $\eta_t \in [\eta_{\min}, \eta_{\max}] \subset [0, \frac{2}{L_n})$, and total number of steps to train a DNN T .

Scheduler	B_T	V_T	$O(\sqrt{B_T + V_T})$
Case (i) (Theorem 3.1; Section 3.1) b_t : Constant; η_t : Decay	$\frac{H_1}{T}$	$\frac{H_2}{b} + \frac{H_7}{bT}$	$O\left(\sqrt{\frac{1}{T} + \frac{1}{b}}\right)$
Case (ii) (Theorem 3.2; Section 3.2) b_t : Increase; η_t : Decay	$\frac{H_3}{T}$	$\frac{H_4}{b_0 T}$	$O\left(\frac{1}{\sqrt{T}}\right), O\left(\frac{1}{\sqrt{M}}\right)$
Case (iii) (Theorem 3.3; Section 3.3) b_t : Increase; η_t : Increase	$\frac{H_5}{\gamma^M}$	$\frac{H_6}{b_0 \gamma^M}$	$O\left(\frac{1}{\gamma^{\frac{M}{2}}}\right)$ ^{(*) $\exists \bar{m} \forall M \geq \bar{m}$} $\frac{1}{\gamma^{\frac{M}{2}}} < \frac{1}{\sqrt{M}}$
Case (iv) (Theorem 3.4; Section 3.4) b_t : Increase; η_t : Increase \rightarrow Decay	$\frac{H_5}{\gamma^M} \rightarrow \frac{H_3}{T}$	$\frac{H_6}{b_0 \gamma^M} \rightarrow \frac{H_4}{b_0 T}$	$O\left(\frac{1}{\gamma^{\frac{M}{2}}}\right) \rightarrow O\left(\frac{1}{\sqrt{T}}\right)$

H_i ($i \in [6]$) (resp. H_7) is a positive (resp. nonnegative) number depending on η_{\min} and η_{\max} . γ and δ are such that $1 < \gamma^2 < \delta$ (e.g., $\delta = 2$ when batch size is doubly increasing every E epochs). The total number of steps when batch size increases M times is $T(M) = \sum_{m=0}^M \lceil \frac{n}{b_m} \rceil E \geq ME$.

(i) Using constant batch size $b_t = b$ and decaying learning rate η_t (Theorem 3.1; Section 3.1): Using a constant batch size and practical decaying learning rates, such as constant, cosine-annealing, and polynomial decay learning rates, satisfies that, for a sufficiently large step T , the upper bound on $\min_{t \in [0: T-1]} \mathbb{E}[\|\nabla f(\theta_t)\|]$ becomes approximately $O(\frac{1}{\sqrt{b}}) > 0$, which implies that mini-batch SGD does not always converge to a stationary point. Meanwhile, the analysis indicates that using the cosine-annealing and polynomial decay learning rates would decrease $\mathbb{E}[\|\nabla f(\theta_t)\|]$ faster than using a constant learning rate (see (7)), which is supported by the numerical results in **Figure 1**.

(ii) Using increasing batch size b_t and decaying learning rate η_t (Theorem 3.2; Section 3.2): Although convergence analyses of SGD were presented in (Vaswani et al., 2019; Fehrman et al., 2020; Scaman & Malherbe, 2020; Loizou et al., 2021; Wang et al., 2021; Khaled & Richtárik, 2023), providing the theoretical performance of mini-batch SGD with increasing batch sizes that have been used in practice may not be sufficient. The present paper shows that mini-batch SGD has an $O(\frac{1}{\sqrt{T}})$ rate of convergence. Increasing batch size every E epochs makes the polynomial decay and linear learning rates become small at an early stage of training (**Figure 2(a)**). Meanwhile, the cosine-annealing and constant learning rates are robust to increasing batch sizes (**Figure 2(a)**). Hence, it is desirable for mini-batch SGD using increasing batch sizes to use the cosine-annealing and constant learning rates, which is supported by the numerical results in **Figure 2**.

(iii) Using increasing batch size b_t and increasing learning rate η_t (Theorem 3.3; Section 3.3): From Case (ii), when batch sizes increase, keeping learning rates large is useful for training DNNs. Hence, we are interested in verifying whether mini-batch SGD with both the batch sizes and learning rates increasing can train DNNs. Let us consider a scheduler doubly increasing batch size (i.e., $\delta = 2$). We set $\gamma > 1$ such that $\gamma < \sqrt{\delta} = \sqrt{2}$ and we set an increasing learning rate scheduler such that the learning rate is multiplied by γ every E epochs (**Figure 3(a)**). This paper shows that, when batch size increases M times, mini-batch SGD has an $O(\gamma^{-\frac{M}{2}})$ convergence rate that is better than the $O(\frac{1}{\sqrt{M}})$ convergence rate in Case (ii). That is, *increasing both batch size and learning rate accelerates mini-batch SGD*. We give practical results (**Figure 3(b)**; $\delta = 2$ and **Figures 5, 7, 8(b)**; $\delta = 3, 4$) such that Case (iii) decreases $\|\nabla f(\theta_t)\|$ faster than Case (ii) and tripling and quadrupling batch sizes ($\delta = 3, 4$) decrease $\|\nabla f(\theta_t)\|$ faster than doubly increasing batch sizes ($\delta = 2$).

(iv) Using increasing batch size b_t and warm-up decaying learning rate η_t (Theorem 3.4; Section 3.4): One way to guarantee fast convergence of mini-batch SGD with increasing batch sizes is to increase learning rates (acceleration period; Case (iii)) during the first epochs and then decay the learning rates (convergence period; Case (ii)), that is, to use a decaying learning rate with warm-up (He et al., 2016; Vaswani et al., 2017; Goyal et al., 2018; Gotmare et al., 2019; He et al., 2019). We give numerical results (**Figure 4**; $\delta = 2$ and **Figure 6**; $\delta = 3$) indicating that using mini-batch SGD with increasing batch sizes and decaying learning rates with a warm-up minimizes $\|\nabla f(\theta_t)\|$ faster than using a constant learning rate in Case (ii) or increasing learning rates in Case (iii).

2 Mini-batch SGD for empirical risk minimization

2.1 Empirical risk minimization

Let $\theta \in \mathbb{R}^d$ be a parameter of a deep neural network; let $S = \{(\mathbf{x}_1, \mathbf{y}_1), \dots, (\mathbf{x}_n, \mathbf{y}_n)\}$ be the training set, where data point \mathbf{x}_i is associated with label \mathbf{y}_i ; and let $f_i(\cdot) := f(\cdot; (\mathbf{x}_i, \mathbf{y}_i)) : \mathbb{R}^d \rightarrow \mathbb{R}_+$ be the loss function corresponding to the i -th labeled training data $(\mathbf{x}_i, \mathbf{y}_i)$. Empirical risk minimization (ERM) minimizes the empirical loss defined for all $\theta \in \mathbb{R}^d$ as $f(\theta) = \frac{1}{n} \sum_{i \in [n]} f_i(\theta)$. This paper considers the following stationary point problem: Find $\theta^* \in \mathbb{R}^d$ such that $\nabla f(\theta^*) = \mathbf{0}$.

We assume that the loss functions f_i ($i \in [n]$) satisfy the conditions in the following assumption (see Appendix A for definitions of functions, mappings, and notation used in this paper).

Assumption 2.1 Let n be the number of training samples and let $L_i > 0$ ($i \in [n]$).

(A1) $f_i : \mathbb{R}^d \rightarrow \mathbb{R}$ ($i \in [n]$) is differentiable and L_i -smooth, and $f_i^* := \inf\{f_i(\theta) : \theta \in \mathbb{R}^d\} \in \mathbb{R}$.

(A2) Let ξ be a random variable that is independent of $\theta \in \mathbb{R}^d$. $\nabla f_\xi : \mathbb{R}^d \rightarrow \mathbb{R}^d$ is the stochastic gradient of ∇f such that (i) for all $\theta \in \mathbb{R}^d$, $\mathbb{E}_\xi[\nabla f_\xi(\theta)] = \nabla f(\theta)$ and (ii) there exists $\sigma \geq 0$ such that, for all $\theta \in \mathbb{R}^d$, $\mathbb{V}_\xi[\nabla f_\xi(\theta)] = \mathbb{E}_\xi[\|\nabla f_\xi(\theta) - \nabla f(\theta)\|^2] \leq \sigma^2$, where $\mathbb{E}_\xi[\cdot]$ denotes expectation with respect to ξ .

(A3) Let $b \in \mathbb{N}$ such that $b \leq n$; and let $\xi = (\xi_1, \xi_2, \dots, \xi_b)^\top$ comprise b independent and identically distributed variables and be independent of $\theta \in \mathbb{R}^d$. The full gradient $\nabla f(\theta)$ is estimated as the following mini-batch gradient at θ : $\nabla f_B(\theta) := \frac{1}{b} \sum_{i=1}^b \nabla f_{\xi_i}(\theta)$.

2.2 Mini-batch SGD

Given the t -th approximated parameter $\theta_t \in \mathbb{R}^d$ of the deep neural network, mini-batch SGD uses b_t loss functions $f_{\xi_{t,1}}, f_{\xi_{t,2}}, \dots, f_{\xi_{t,b_t}}$ randomly chosen from $\{f_1, f_2, \dots, f_n\}$ at each step t , where $\xi_t = (\xi_{t,1}, \xi_{t,2}, \dots, \xi_{t,b_t})^\top$ is independent of θ_t and b_t is a batch size satisfying $b_t \leq n$. The pseudo-code of the algorithm is shown as Algorithm 1.

Algorithm 1 Mini-batch SGD algorithm

Require: $\theta_0 \in \mathbb{R}^d$ (initial point), $b_t > 0$ (batch size), $\eta_t > 0$ (learning rate), $T \geq 1$ (steps)

Ensure: $(\theta_t) \subset \mathbb{R}^d$

- 1: **for** $t = 0, 1, \dots, T - 1$ **do**
 - 2: $\nabla f_{B_t}(\theta_t) := \frac{1}{b_t} \sum_{i=1}^{b_t} \nabla f_{\xi_{t,i}}(\theta_t)$
 - 3: $\theta_{t+1} := \theta_t - \eta_t \nabla f_{B_t}(\theta_t)$
 - 4: **end for**
-

The following lemma can be proved using Proposition A.1, Assumption 2.1, and the descent lemma (Beck, 2017, Lemma 5.7): for all $\theta_1, \theta_2 \in \mathbb{R}^d$, $f(\theta_2) \leq f(\theta_1) + \langle \nabla f(\theta_1), \theta_2 - \theta_1 \rangle + \frac{L_n}{2} \|\theta_2 - \theta_1\|^2$, where Assumption 2.1(A1) ensures that f is L_n -smooth ($L_n := \frac{1}{n} \sum_{i \in [n]} L_i$). The proof itself is given in Appendix A.1.

Lemma 2.1 Suppose that Assumption 2.1 holds and consider the sequence (θ_t) generated by Algorithm 1 with $\eta_t \in [\eta_{\min}, \eta_{\max}] \subset [0, \frac{2}{L_n})$ satisfying $\sum_{t=0}^{T-1} \eta_t \neq 0$, where $L_n := \frac{1}{n} \sum_{i \in [n]} L_i$ and $f^* := \frac{1}{n} \sum_{i \in [n]} f_i^*$. Then, for all $T \in \mathbb{N}$,

$$\min_{t \in [0:T-1]} \mathbb{E} [\|\nabla f(\theta_t)\|^2] \leq \frac{2(f(\theta_0) - f^*)}{2 - L_n \eta_{\max}} \frac{1}{\sum_{t=0}^{T-1} \eta_t} + \frac{L_n \sigma^2}{2 - L_n \eta_{\max}} \frac{\sum_{t=0}^{T-1} \eta_t^2 b_t^{-1}}{\sum_{t=0}^{T-1} \eta_t},$$

where \mathbb{E} denotes the total expectation, defined by $\mathbb{E} := \mathbb{E}_{\xi_0} \mathbb{E}_{\xi_1} \dots \mathbb{E}_{\xi_t}$.

3 Convergence Analysis of Mini-batch SGD

3.1 Constant batch size and decaying learning rate scheduler

This section considers a constant batch size and a decaying learning rate:

$$b_t = b \quad (t \in \mathbb{N}) \quad \text{and} \quad \eta_{t+1} \leq \eta_t \quad (t \in \mathbb{N}). \quad (1)$$

Let $p > 0$ and $T, E \in \mathbb{N}$; and let η_{\min} and η_{\max} satisfy $0 \leq \eta_{\min} \leq \eta_{\max}$. Examples of decaying learning rates are as follows: for all $t \in [0 : T]$,

$$\text{[Constant LR]} \quad \eta_t = \eta_{\max}, \quad (2)$$

$$\text{[Diminishing LR]} \quad \eta_t = \frac{\eta_{\max}}{\sqrt{t+1}}, \quad (3)$$

$$\text{[Cosine-annealing LR]} \quad \eta_t = \eta_{\min} + \frac{\eta_{\max} - \eta_{\min}}{2} \left(1 + \cos \left[\frac{t}{K} \right] \frac{\pi}{E} \right), \quad (4)$$

$$\text{[Polynomial Decay LR]} \quad \eta_t = (\eta_{\max} - \eta_{\min}) \left(1 - \frac{t}{T} \right)^p + \eta_{\min}, \quad (5)$$

where $K = \lceil \frac{T}{b} \rceil$ is the number of steps per epoch, E is the total number of epochs, and the number of steps T in (4) is given by $T = KE$. A simple, practical decaying learning rate is the constant learning rate defined by (2). A decaying learning rate used in theoretical analyses of deep-learning optimizers is the diminishing learning rate defined by (3). The cosine-annealing learning rate defined by (4) and the linear learning rate defined by (5) with $p = 1$ (i.e., an example of a polynomial decay learning rate) are used in practice. Note that the cosine-annealing learning rate is updated each epoch, whereas the polynomial decay learning rate is updated each step.

Lemma 2.1 leads to the following (the proof of the theorem is given in Appendix A.2).

Theorem 3.1 (Upper bound on $\min_t \mathbb{E} \|\nabla f(\theta_t)\|^2$ for SGD using (1)) *Under the assumptions in Lemma 2.1, Algorithm 1 using (1) satisfies that, for all $T \in \mathbb{N}$,*

$$\min_{t \in [0:T-1]} \mathbb{E} [\|\nabla f(\theta_t)\|^2] \leq \frac{2(f(\theta_0) - f^*)}{2 - L_n \eta_{\max}} \underbrace{\frac{1}{\sum_{t=0}^{T-1} \eta_t}}_{B_T} + \frac{L_n \sigma^2}{2 - L_n \eta_{\max}} \underbrace{\frac{\sum_{t=0}^{T-1} \eta_t^2}{b \sum_{t=0}^{T-1} \eta_t}}_{V_T},$$

where $p, \eta_{\min}, \eta_{\max}, K$, and E are the parameters used in (2)–(5), $T = KE = \lceil \frac{T}{b} \rceil E$ for Polynomial LR (5),

$$B_T \leq \begin{cases} \frac{1}{\eta_{\max} T} & \text{[Constant LR (2)]} \\ \frac{1}{2\eta_{\max}(\sqrt{T+1} - 1)} & \text{[Diminishing LR (3)]} \\ \frac{(\eta_{\min} + \eta_{\max})T}{p+1} & \text{[Cosine LR (4)]} \\ \frac{(\eta_{\min} + \eta_{\max})T}{(p\eta_{\min} + \eta_{\max})T} & \text{[Polynomial LR (5)],} \end{cases} \quad (6)$$

$$V_T \leq \begin{cases} \frac{\eta_{\max}}{b} & \text{[Constant LR (2)]} \\ \frac{\eta_{\max}(1 + \log T)}{2b(\sqrt{T+1} - 1)} & \text{[Diminishing LR (3)]} \\ \frac{3\eta_{\min}^2 + 2\eta_{\min}\eta_{\max} + 3\eta_{\max}^2}{3\eta_{\min}^2 + 2\eta_{\min}\eta_{\max} + 3\eta_{\max}^2} + \frac{\eta_{\max} - \eta_{\min}}{bT} & \text{[Cosine LR (4)]} \\ \frac{4(\eta_{\min} + \eta_{\max})b}{2p^2\eta_{\min}^2 + 2p\eta_{\min}\eta_{\max} + (p+1)\eta_{\max}^2} + \frac{bT}{(p+1)(\eta_{\max}^2 - \eta_{\min}^2)} & \text{[Polynomial LR (5)].} \end{cases}$$

Let us consider using Constant LR (2), Cosine LR (4), or Polynomial LR (5). Theorem 3.1 indicates that the bias term including B_T converges to 0 as $O(\frac{1}{T})$, whereas the variance term including V_T does not always converge to 0. Hence, the upper bound on $\min_{t \in [0:T-1]} \mathbb{E} [\|\nabla f(\theta_t)\|^2]$ does not converge to 0. In fact, Theorem 3.1 with $\eta = \eta_{\max}$ and $\eta_{\min} = 0$ implies that

$$\limsup_{T \rightarrow +\infty} \min_{t \in [0:T-1]} \mathbb{E} [\|\nabla f(\theta_t)\|^2] \leq \frac{L_n \sigma^2}{(2 - L_n \eta)b} \times \begin{cases} \eta & \text{[Constant LR (2)]} \\ \frac{3\eta}{4} & \text{[Cosine LR (4)]} \\ \frac{(p+1)\eta}{(2p+1)} & \text{[Polynomial LR (5)].} \end{cases} \quad (7)$$

Since $\frac{3\eta}{4} < \eta$ and $\frac{(p+1)\eta}{(2p+1)} < \eta$ ($p > 0$), using the cosine-annealing learning rate or the polynomial decay learning rate is better than using the constant learning rate in the sense of minimizing the upper bound on $\min_{t \in [0:T-1]} \mathbb{E}[\|\nabla f(\boldsymbol{\theta}_t)\|^2]$. Theorem 3.1 also indicates that Algorithm 1 using Diminishing LR (3) converges to 0 with the convergence rate $\min_{t \in [0:T-1]} \mathbb{E}[\|\nabla f(\boldsymbol{\theta}_t)\|] = O(\frac{\sqrt{\log T}}{T^{\frac{1}{4}}})$. However, since Diminishing LR (3) defined by $\eta_t = \frac{\eta}{\sqrt{t+1}}$ decays rapidly (see Figure 1(a)), it would not be useful for training DNNs in practice.

3.2 Increasing batch size and decaying learning rate scheduler

An increasing batch size is used to train DNNs in practice (Byrd et al., 2012; Balles et al., 2016; De et al., 2017; Smith et al., 2018; Goyal et al., 2018). This section considers an increasing batch size and a decaying learning rate following one of (2)–(5):

$$b_t \leq b_{t+1} \quad (t \in \mathbb{N}) \quad \text{and} \quad \eta_{t+1} \leq \eta_t \quad (t \in \mathbb{N}). \quad (8)$$

Examples of b_t are, for example, for all $m \in [0 : M]$ and all $t \in S_m = \mathbb{N} \cap [\sum_{k=0}^{m-1} K_k E_k, \sum_{k=0}^m K_k E_k)$ ($S_0 := \mathbb{N} \cap [0, K_0 E_0)$),

$$\text{[Polynomial growth BS]} \quad b_t = \left(am \left[\frac{t}{\sum_{k=0}^m K_k E_k} \right] + b_0 \right)^c, \quad (9)$$

$$\text{[Exponential growth BS]} \quad b_t = \delta \left\lceil \frac{t}{\sum_{k=0}^m K_k E_k} \right\rceil b_0, \quad (10)$$

where $a \in \mathbb{R}_{++}$, $c, \delta > 1$, and E_m and K_m are the numbers of, respectively, epochs and steps per epoch when the batch size is $(am + b_0)^c$ or $\delta^m b_0$. For example, the exponential growth batch size defined by (10) with $\delta = 2$ makes batch size double each E_m epochs. We may modify the parameters a and δ to a_t and δ_t monotone increasing with t . The total number of steps for the batch size to increase M times is $T = \sum_{m=0}^M K_m E_m$. An analysis of Algorithm 1 with a constant batch size $b_t = b$ and decaying learning rates satisfying (8) is given in Section 3.1.

Lemma 2.1 leads to the following them (the proof of the theorem and the result for Polynomial BS (9) are given in Appendix A.2).

Theorem 3.2 (Convergence rate of SGD using (8)) *Under the assumptions in Lemma 2.1, Algorithm 1 using (8) satisfies that, for all $M \in \mathbb{N}$,*

$$\min_{t \in [0:T-1]} \mathbb{E} [\|\nabla f(\boldsymbol{\theta}_t)\|^2] \leq \frac{2(f(\boldsymbol{\theta}_0) - f^*)}{2 - L_n \eta_{\max}} \underbrace{\frac{1}{\sum_{t=0}^{T-1} \eta_t}}_{B_T} + \frac{L_n \sigma^2}{2 - L_n \eta_{\max}} \underbrace{\frac{1}{\sum_{t=0}^{T-1} \eta_t} \sum_{t=0}^{T-1} \frac{\eta_t^2}{b_t}}_{V_T},$$

where $T = \sum_{m=0}^M K_m E_m$, $E_{\max} = \sup_{M \in \mathbb{N}} \sup_{m \in [0:M]} E_m < +\infty$, $K_{\max} = \sup_{M \in \mathbb{N}} \sup_{m \in [0:M]} K_m < +\infty$, B_T is defined as in (6), and V_T is bounded as

$$V_T \leq \begin{cases} \frac{\delta \eta_{\max} K_{\max} E_{\max}}{(\delta - 1) b_0 T} & \text{[Constant LR (2)]} \\ \frac{\delta \eta_{\max} K_{\max} E_{\max}}{2(\delta - 1) b_0 (\sqrt{T} + 1 - 1)} & \text{[Diminishing LR (3)]} \\ \frac{2\delta \eta_{\max}^2 K_{\max} E_{\max}}{(\delta - 1)(\eta_{\min} + \eta_{\max}) b_0 T} & \text{[Cosine LR (4)]} \\ \frac{(p+1)\delta \eta_{\max}^2 K_{\max} E_{\max}}{(\delta - 1)(\eta_{\max} + \eta_{\min} p) b_0 T} & \text{[Polynomial LR (5)].} \end{cases} \quad \text{([Exponential BS (10)])}$$

That is, Algorithm 1 using Exponential BS (10) has the convergence rate

$$\min_{t \in [0:T-1]} \mathbb{E} [\|\nabla f(\boldsymbol{\theta}_t)\|] = \begin{cases} O\left(\frac{1}{\sqrt{T}}\right) & \text{[Constant LR (2), Cosine LR (4), Polynomial LR (5)]} \\ O\left(\frac{1}{T^{\frac{1}{4}}}\right) & \text{[Diminishing LR (3)].} \end{cases}$$

Theorem 3.2 (Theorem A.1) indicates that, with increasing batch sizes such as Polynomial BS (9) and Exponential BS (10), Algorithm 1 using each of Constant LR (2), Cosine LR (4), and Polynomial LR (5) has the convergence rate $O(\frac{1}{\sqrt{T}})$, in contrast to Theorem 3.1.

3.3 Increasing batch size and increasing learning rate scheduler

This section considers an increasing batch size and an increasing learning rate:

$$b_t \leq b_{t+1} \quad (t \in \mathbb{N}) \quad \text{and} \quad \eta_t \leq \eta_{t+1} \quad (t \in \mathbb{N}). \quad (11)$$

Example of b_t and η_t satisfying (11) is as follows: for all $m \in [0 : M]$ and all $t \in S_m = \mathbb{N} \cap [\sum_{k=0}^{m-1} K_k E_k, \sum_{k=0}^m K_k E_k)$ ($S_0 = \mathbb{N} \cap [0, K_0 E_0)$),

$$\text{[Exponential growth BS and LR]} \quad b_t = \delta^m \left\lceil \frac{t}{\sum_{k=0}^m K_k E_k} \right\rceil b_0, \quad \eta_t = \gamma^m \left\lceil \frac{t}{\sum_{k=0}^m K_k E_k} \right\rceil \eta_0, \quad (12)$$

where $\delta, \gamma > 1$ such that $\gamma^2 < \delta$; and E_m and K_m are defined as in (10). We may modify the parameters γ and δ to be monotone increasing parameters in t . The total number of steps when both batch size and learning rate increase M times is $T = \sum_{m=0}^M K_m E_m$.

Lemma 2.1 leads to the following theorem (the proof of the theorem and the result for Polynomial growth BS and LR (25) are given in Appendix A.2).

Theorem 3.3 (Convergence rate of SGD using (11)) *Under the assumptions in Lemma 2.1, Algorithm 1 using (11) satisfies that, for all $M \in \mathbb{N}$,*

$$\min_{t \in [0:T-1]} \mathbb{E} [\|\nabla f(\boldsymbol{\theta}_t)\|^2] \leq \frac{2(f(\boldsymbol{\theta}_0) - f^*)}{2 - L_n \eta_{\max}} \underbrace{\frac{1}{\sum_{t=0}^{T-1} \eta_t}}_{B_T} + \frac{L_n \sigma^2}{2 - L_n \eta_{\max}} \underbrace{\frac{1}{\sum_{t=0}^{T-1} \eta_t} \sum_{t=0}^{T-1} \frac{\eta_t^2}{b_t}}_{V_T},$$

where T , E_{\max} , and K_{\max} are defined as in Theorem 3.2, $E_{\min} = \inf_{M \in \mathbb{N}} \inf_{m \in [0:M]} E_m < +\infty$, $K_{\min} = \inf_{M \in \mathbb{N}} \inf_{m \in [0:M]} K_m < +\infty$, $\hat{\gamma} = \frac{\gamma^2}{\delta} < 1$,

$$B_T \leq \frac{\delta}{\eta_0 K_{\min} E_{\min} \gamma^M}, \quad V_T \leq \frac{K_{\max} E_{\max} \eta_0 \delta}{K_{\min} E_{\min} b_0 (1 - \hat{\gamma}) \gamma^M}.$$

That is, Algorithm 1 has the convergence rate

$$\min_{t \in [0:T-1]} \mathbb{E} [\|\nabla f(\boldsymbol{\theta}_t)\|] = O\left(\frac{1}{\gamma^{\frac{M}{2}}}\right) \text{ [Exponential growth BS and LR (12)].}$$

Under Exponential BS (10), using Exponential LR (12) improves the convergence rate from $O(\frac{1}{\sqrt{M}})$ with Constant LR (2), Cosine LR (4), or Polynomial LR (5) (Theorem 3.2) to $O(\sqrt{\gamma^{-M}})$ ($\gamma > 1$).

3.4 Increasing batch size and warm-up decaying learning rate scheduler

This section considers an increasing batch size and a decaying learning rate with warm-up for a given $T_w = \sum_{m=0}^{M_w} K_m E_m > 0$ (learning rate increases M_w times):

$$b_t \leq b_{t+1} \quad (t \in \mathbb{N}) \quad \text{and} \quad \eta_t \leq \eta_{t+1} \quad (t \in [T_w - 1]) \wedge \eta_{t+1} \leq \eta_t \quad (t \geq T_w). \quad (13)$$

Examples of b_t in (13) are Exponential BS (12) and Polynomial BS (25). Examples of η_t in (13) can be obtained by combining (12) with (2)–(5). For example, for all $m \in [0 : M]$ and all $t \in S_m$,

$$\text{[Constant LR with warm-up]} \quad \eta_t = \begin{cases} \gamma^m \left\lceil \frac{t}{\sum_{k=0}^m K_k E_k} \right\rceil \eta_0 & (m \in [M_w]) \\ \gamma^{M_w} \eta_0 & (m \in [M_w : M]) \end{cases} \quad (14)$$

and [Cosine LR with warm-up]

$$\eta_t = \begin{cases} \gamma^m \left\lceil \frac{t}{\sum_{k=0}^m K_k E_k} \right\rceil \eta_0 & (m \in [M_w]) \\ \eta_{\min} + \frac{\eta_{\max} - \eta_{\min}}{2} \times \left\{ 1 + \cos \left(\sum_{k=0}^{m-1} E_k + \left\lfloor \frac{t - \sum_{k=0}^{m-1} K_k E_k}{K_m} \right\rfloor - E_w \right) \frac{\pi}{E_M - E_w} \right\} & (m \in [M_w : M]), \end{cases} \quad (15)$$

where E_w is the number of warm-up epochs, $\eta_{\min} \geq 0$, $\eta_{\max} = \gamma^{M_w} \eta_0$, and γ is defined as in (12).

Theorems 3.2 and 3.3 lead to the following theorem.

Theorem 3.4 (Convergence rate of SGD using (13)) *Under the assumptions in Lemma 2.1, Algorithm 1 using (13) satisfies that, for all $M \in \mathbb{N}$,*

$$\min_{t \in [0:T-1]} \mathbb{E} [\|\nabla f(\boldsymbol{\theta}_t)\|^2] \leq \frac{2(f(\boldsymbol{\theta}_0) - f^*)}{2 - L_n \eta_{\max}} \underbrace{\frac{1}{\sum_{t=0}^{T-1} \eta_t}}_{B_T} + \frac{L_n \sigma^2}{2 - L_n \eta_{\max}} \underbrace{\frac{1}{\sum_{t=0}^{T-1} \eta_t} \sum_{t=0}^{T-1} \frac{\eta_t^2}{b_t}}_{V_T},$$

where b_t is the exponential growth batch size defined by (12) with $\delta, \gamma > 1$ such that $\gamma^2 < \delta$; K_{\min} , K_{\max} , E_{\min} , and E_{\max} are defined as in Theorems 3.2 and 3.3;

$$B_T \leq \begin{cases} \frac{\delta}{\eta_0 K_{\min} E_{\min} \gamma^{M_w}} + \frac{1}{\eta_{\max} (T - T_w)} & \text{[Constant LR (14)]} \\ \frac{\delta}{\eta_0 K_{\min} E_{\min} \gamma^{M_w}} + \frac{1}{(\eta_{\min} + \eta_{\max})(T - T_w)} & \text{[Cosine LR (15)]} \end{cases}$$

$$V_T \leq \begin{cases} \frac{K_{\max} E_{\max} \eta_0 \delta}{K_{\min} E_{\min} b_0 (1 - \hat{\gamma}) \gamma^{M_w}} + \frac{\delta \eta_{\max} K_{\max} E_{\max}}{(\delta - 1) b_0 (T - T_w)} & \text{[Constant LR (14)]} \\ \frac{K_{\max} E_{\max} \eta_0 \delta}{K_{\min} E_{\min} b_0 (1 - \hat{\gamma}) \gamma^{M_w}} + \frac{2\delta \eta_{\max}^2 K_{\max} E_{\max}}{(\delta - 1)(\eta_{\min} + \eta_{\max}) b_0 (T - T_w)} & \text{[Cosine LR (15)].} \end{cases}$$

That is, Algorithm 1 has the convergence rate

$$\min_{t \in [T_w:T-1]} \mathbb{E} [\|\nabla f(\boldsymbol{\theta}_t)\|] = O\left(\frac{1}{\sqrt{T - T_w}}\right) \text{ [Constant LR (14), Cosine LR (15)].}$$

Since Algorithm 1 with (14) and (15) uses increasing batch sizes and decaying learning rates for $t \geq T_w$, it has the same convergence rate as using (8) in Theorem 3.2. Meanwhile, since Algorithm 1 with (14) and (15) uses the warm-up learning rates for $t \in [T_w]$, Algorithm 1 speeds up during the warm-up period, based on Theorem 3.3. As a result, for increasing batch sizes, Algorithm 1 using decaying learning rates with warm-up minimizes $\mathbb{E}[\|\nabla f(\boldsymbol{\theta}_t)\|]$ faster than using decaying learning rates in Theorem 3.2.

4 Numerical results

We examined training ResNet-18 on the CIFAR100 dataset by using Algorithm 1 (see Appendices A.5 and A.6 for training Wide-ResNet-28-10 on CIFAR100 and ResNet-18 on Tiny ImageNet). The experimental environment was two NVIDIA GeForce RTX 4090 GPUs and Intel Core i9 13900KF CPU. The software environment was Python 3.10.12, PyTorch 2.1.0, and CUDA 12.2. The code is available at <https://anonymous.4open.science/r/IncrBothBSLRAccelSGDarXiv>.

We set the total number of epochs $E = 300$, the initial learning rate $\eta_0 = 0.1$, and the minimum learning rate $\eta_{\min} = 0$ in (4) and (5). The solid line in the figure represents the mean value, and the shaded area in the figure represents the maximum and minimum over three runs.

Let us first consider the case (Figure 1(a)) of a constant batch size ($b = 2^7$) and decaying learning rates η_t defined by (2)–(5) discussed in Section 3.1, where “linear” in Figure 1 denotes Polynomial LR (5) with $p = 1$. Figure 1(b)–(d) indicate that using Diminishing LR (3) did not work well, since it decayed rapidly and was very small (Figure 1(a)). Figure 1(b)–(d) also indicate that Cosine LR (4) and Polynomial LR (5) performed better than Constant LR (2), as promised in the theoretical results in Theorem 3.1 and (7).

Next, let us consider the case (Figure 2(a)) of doubly increasing batch size every 30 epochs from an initial batch size $b_0 = 2^3$ and decaying learning rates η_t defined by (2)–(5). Figure 2(a) indicates that the learning rate of Polynomial LR (5) updated each step (“linear” and “polynomial ($p = 2.0$)”) becomes small at an early stage of training. This is because the smaller the batch size b_t is, the larger the required number of steps $K_t = \lceil \frac{T}{b_t} \rceil$ per epoch becomes and the smaller the decaying learning rate η_t becomes. Hence, in practice, increasing batch size is not compatible with Polynomial LR (5) updated each step. Meanwhile, Figure 2(a) indicates Constant LR (2) (“constant”) and Cosine LR (4) (“cosine”) were compatible with increasing batch size, since Constant LR (2) and Cosine LR (4) updated each epoch maintain large learning rates even for small batch sizes. In particular, Figure 2(b)–(d) indicate that using Constant LR (2) performed well.

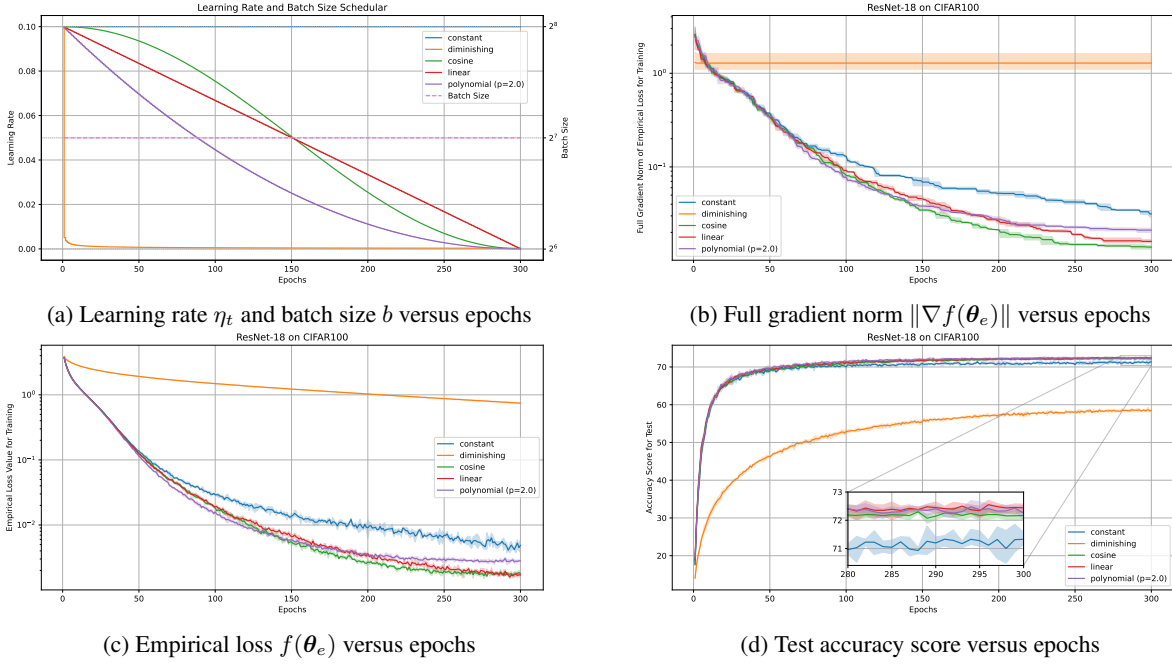


Figure 1: (a) Decaying learning rates (constant, diminishing, cosine, linear, and polynomial) and constant batch size, (b) full gradient norm of empirical loss, (c) empirical loss value, and (d) accuracy score in testing for SGD to train ResNet-18 on CIFAR100 dataset.

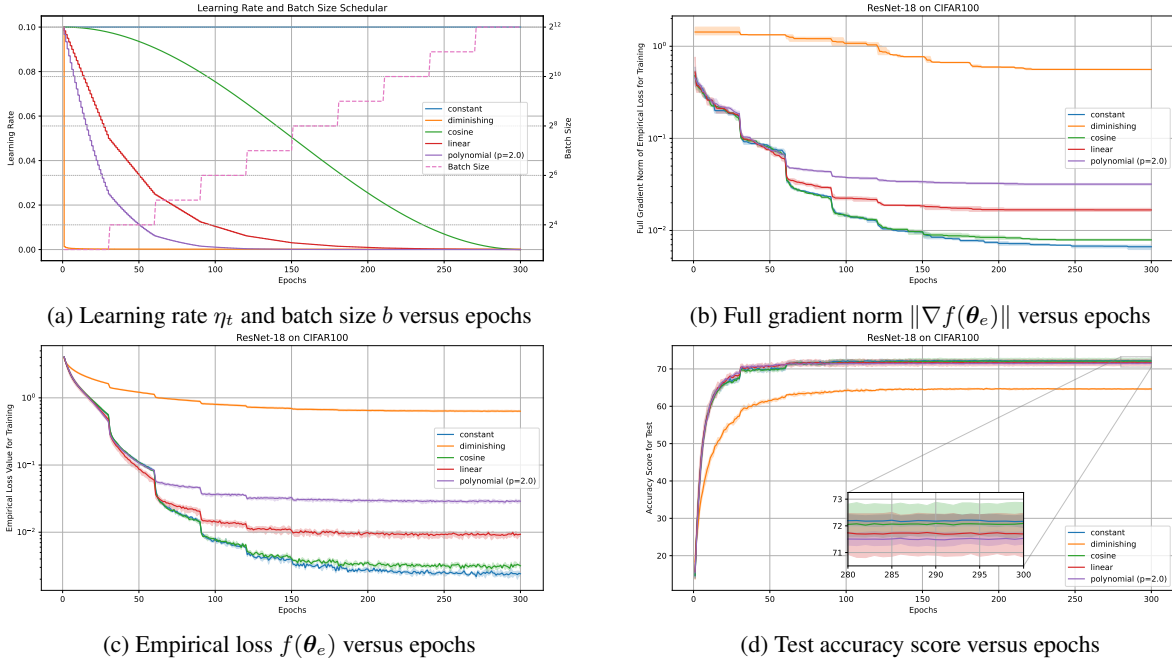


Figure 2: (a) Decaying learning rates and doubly increasing batch size every 30 epochs, (b) full gradient norm of empirical loss, (c) empirical loss value, and (d) accuracy score in testing for SGD to train ResNet-18 on CIFAR100 dataset.

Let us consider the case (Figure 3(a)) of doubly increasing batch size ($\delta = 2$) every 30 epochs and increasing learning rates defined by Exponential growth LR (12) with $\eta_0 = 0.1$. The parameters γ in the increasing learning rates considered here were (i) $\gamma \approx 1.080$ when $\eta_{\max} = 0.2$, (ii) $\gamma \approx 1.196$ when $\eta_{\max} = 0.5$, and (iii) $\gamma \approx 1.292$ when $\eta_{\max} = 1.0$, which satisfy the condition $\gamma^2 < \delta (= 2)$ to guarantee the convergence of Algorithm 1 (see Theorem 3.3).

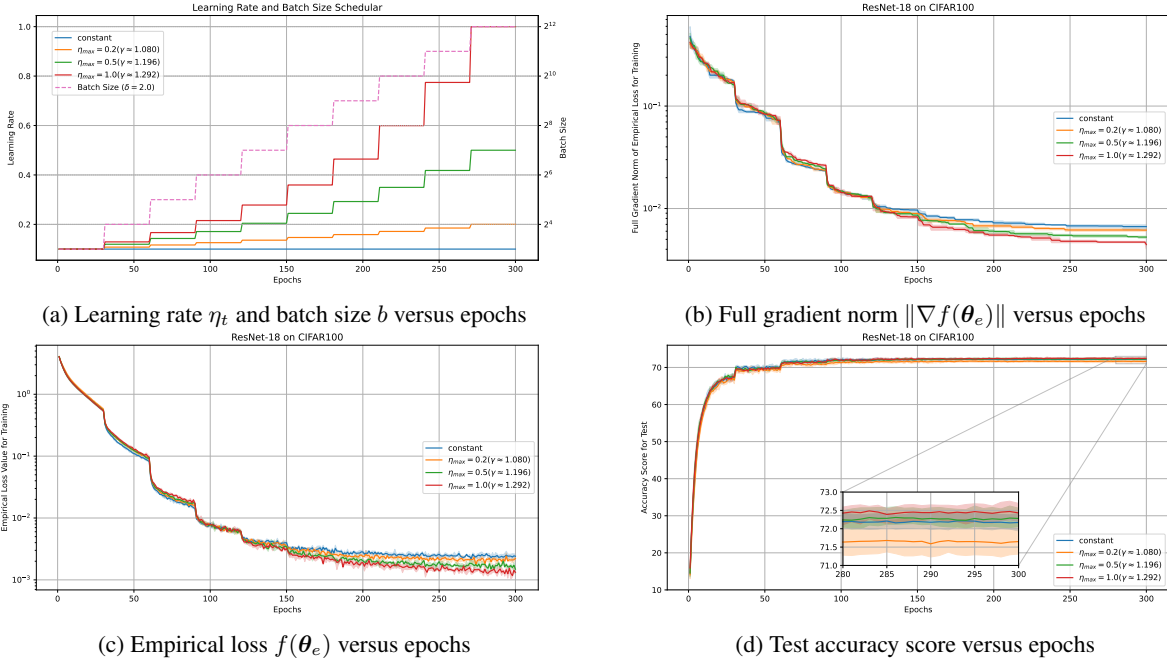


Figure 3: (a) Increasing learning rates ($\eta_{\max} = 0.2, 0.5, 1.0$) and doubly increasing batch size every 30 epochs, (b) full gradient norm of empirical loss, (c) empirical loss value, and (d) accuracy score in testing for SGD to train ResNet-18 on CIFAR100 dataset.

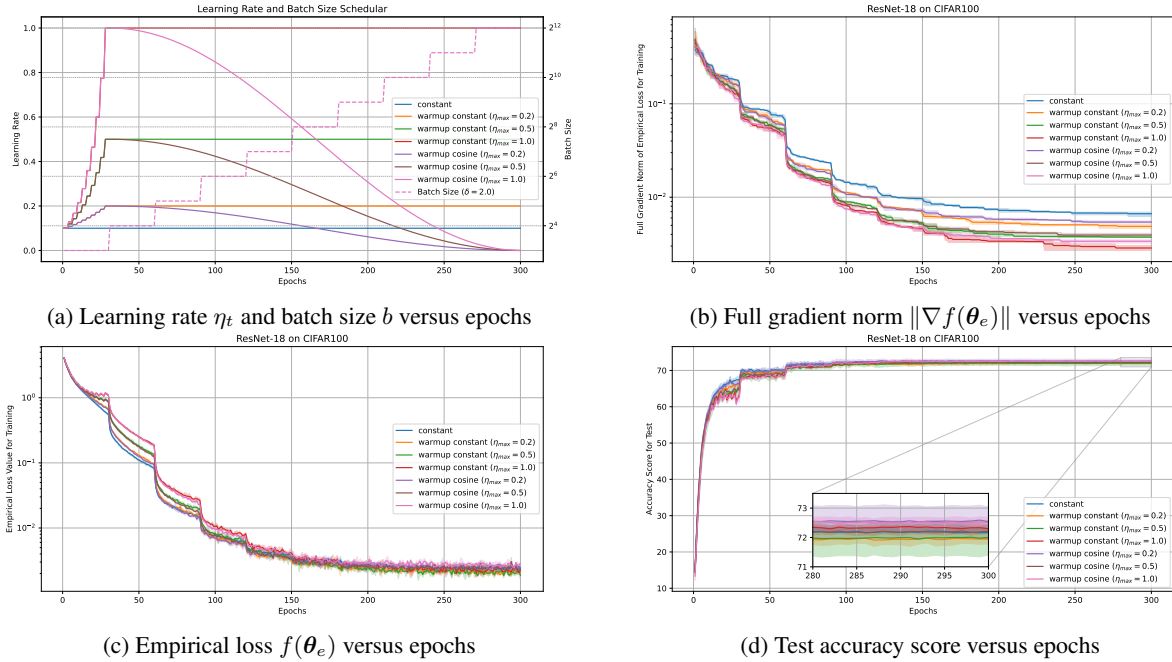


Figure 4: (a) Warm-up learning rates and doubly increasing batch size every 30 epochs, (b) full gradient norm of empirical loss, (c) empirical loss value, and (d) accuracy score in testing for SGD to train ResNet-18 on CIFAR100 dataset.

Figure 3 compares the result for “constant” in Figure 2 with the ones for the increasing learning rates (i)–(iii). Figure 3(b) indicates that the larger the learning rate η_t was, the smaller the full gradient norm $\|\nabla f(\theta_e)\|$ became and that Algorithm 1 with increasing learning rates minimized the full gradient norm faster than Algorithm 1 with a constant learning rate (“constant” in Figures 2 and 3).

Let us consider the case (Figure 4(a)) of a doubly increasing batch size and decaying learning rates (Constant LR (2) and Cosine LR (4)) with warm-up based on Figure 3(a). Figure 4(b) indicates that using decaying learning rates with warm-up accelerated Algorithm 1 more than using only increasing learning rates in Figure 3(b) and only a constant learning rate in Figure 2(b).

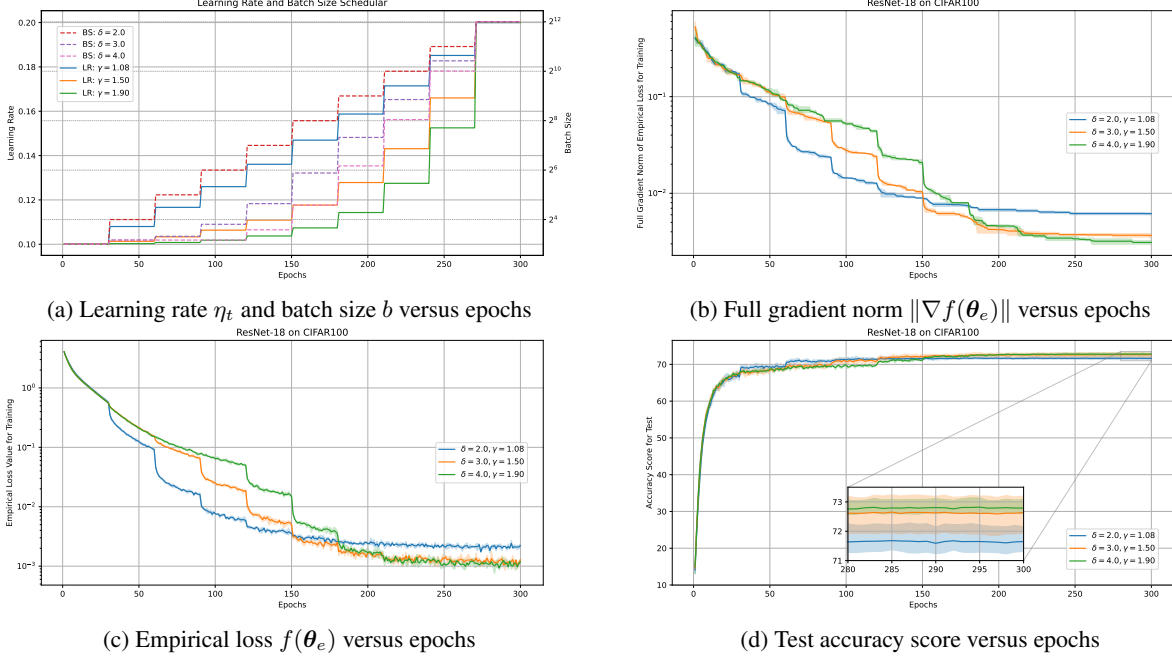


Figure 5: (a) Increasing learning rates and increasing batch sizes based on $\delta = 2, 3, 4$, (b) full gradient norm of empirical loss, (c) empirical loss value, and (d) accuracy score in testing for SGD to train ResNet-18 on CIFAR100 dataset.

From the sufficient condition $\gamma^2 < \delta$ to guarantee convergence of Algorithm 1 with both batch size and learning rate increasing (Theorem 3.3), we can set a larger γ when δ is large. Since Algorithm 1 has an $O(\gamma^{-\frac{M}{2}})$ convergence rate (Theorem 3.3), using triply ($\gamma = 1.5 < \sqrt{\delta} = \sqrt{3}$) and quadruply ($\gamma = 1.9 < \sqrt{\delta} = \sqrt{4}$) increasing batch sizes theoretically decreases $\|\nabla f(\theta_e)\|$ faster than doubly increasing batch sizes ($\gamma = 1.080 < \sqrt{\delta} = \sqrt{2}$ when $\eta_{\max} = 0.2$; Figure 3). Finally, we would like to verify whether the theoretical result holds in practice. The scheduler was as in Figure 5(a) with $\eta_0 = 0.1$ and $\eta_{\max} = 0.2$, where schedulers were modified such that batch sizes belong to $[2^3, 2^{12}]$ and learning rates belong to $[0.1, 0.2]$ (e.g., $b_e = a\delta^{\lfloor \frac{e}{30} \rfloor} + b$ and $\eta_e = c\gamma^{\lfloor \frac{e}{30} \rfloor} + d$, where $a \approx 0.2077$, $b \approx 7.7923$, $c \approx 0.00267$, and $d \approx 0.09733$ when $\delta = 3$ and $\gamma = 1.50$ and $a \approx 0.0155$, $b \approx 7.9844$, $c \approx 0.00031$, and $d \approx 0.09969$ when $\delta = 4$ and $\gamma = 1.90$). Figure 5(a) and (b) indicate that the larger the increasing rate of batch size was (the cases of $\delta = 3, 4$ after 180 epochs), the larger the increasing rate of the learning rate became ($\gamma = 1.5, 1.9$ when $\delta = 3, 4$) and the smaller $\|\nabla f(\theta_e)\|$ became. That is, using increasing learning rates based on tripling and quadrupling batch sizes minimizes $\|\nabla f(\theta_e)\|$ faster than using increasing learning rates based on doubly increasing batch sizes (see also Appendix A.4). Figure 5(c) and (d) indicate that using $\delta = 3, 4$ was better than using $\delta = 2$ in the sense of minimizing $f(\theta_e)$ and achieving high test accuracy.

5 Conclusion

This paper presented theoretical analyses of mini-batch SGD under batch size and learning rate schedulers used in practice. Our results indicated that using increasing batch sizes and decaying learning rates guarantees convergence of mini-batch SGD and using both batch sizes and learning rates that increase accelerates mini-batch SGD. That is, using increasing batch sizes and decaying learning rates with warm-up guarantees fast convergence of mini-batch SGD in the sense of minimizing the expectation of the full gradient norm of the empirical loss. This paper also provided numerical results to support the analysis results that increasing both batch sizes and learning rates accelerates mini-batch SGD. One limitation of this study is that the numbers of models and datasets in the experiments were limited. Hence, we should conduct similar experiments with larger numbers of models and datasets to support our theoretical results.

References

- Lukas Balles, Javier Romero, and Philipp Hennig. Coupling adaptive batch sizes with learning rates, 2016. Thirty-Third Conference on Uncertainty in Artificial Intelligence, 2017.
- Amir Beck. *First-Order Methods in Optimization*. Society for Industrial and Applied Mathematics, Philadelphia, PA, 2017.
- Richard H. Byrd, Gillian M. Chin, Jorge Nocedal, and Yuchen Wu. Sample size selection in optimization methods for machine learning. *Mathematical Programming*, 134(1):127–155, 2012.
- Hao Chen, Lili Zheng, Raed AL Kontar, and Garvesh Raskutti. Stochastic gradient descent in correlated settings: A study on Gaussian processes. In *Advances in Neural Information Processing Systems*, volume 33, 2020.
- Liang-Chieh Chen, George Papandreou, Iasonas Kokkinos, Kevin Murphy, and Alan L. Yuille. Deeplab: Semantic image segmentation with deep convolutional nets, atrous convolution, and fully connected crfs. *IEEE Transactions on Pattern Analysis and Machine Intelligence*, 40(4):834–848, 2018.
- Soham De, Abhay Yadav, David Jacobs, and Tom Goldstein. Automated Inference with Adaptive Batches. In Aarti Singh and Jerry Zhu (eds.), *Proceedings of the 20th International Conference on Artificial Intelligence and Statistics*, volume 54 of *Proceedings of Machine Learning Research*, pp. 1504–1513. PMLR, 2017.
- Benjamin Fehrman, Benjamin Gess, and Arnulf Jentzen. Convergence rates for the stochastic gradient descent method for non-convex objective functions. *Journal of Machine Learning Research*, 21:1–48, 2020.
- Saeed Ghadimi and Guanghui Lan. Optimal stochastic approximation algorithms for strongly convex stochastic composite optimization I: A generic algorithmic framework. *SIAM Journal on Optimization*, 22:1469–1492, 2012.
- Saeed Ghadimi and Guanghui Lan. Optimal stochastic approximation algorithms for strongly convex stochastic composite optimization II: Shrinking procedures and optimal algorithms. *SIAM Journal on Optimization*, 23:2061–2089, 2013.
- Akhilesh Gotmare, Nitish Shirish Keskar, Caiming Xiong, and Richard Socher. A closer look at deep learning heuristics: Learning rate restarts, warmup and distillation. In *International Conference on Learning Representations*, 2019.
- Priya Goyal, Piotr Dollár, Ross Girshick, Pieter Noordhuis, Lukasz Wesolowski, Aapo Kyrola, Andrew Tulloch, Yangqing Jia, and Kaiming He. Accurate, large minibatch SGD: Training imagenet in 1 hour, 2018.
- Kaiming He, Xiangyu Zhang, Shaoqing Ren, and Jian Sun. Deep residual learning for image recognition. In *Computer Vision and Pattern Recognition*, pp. 770–778, 2016.
- T. He, Z. Zhang, H. Zhang, Z. Zhang, J. Xie, and M. Li. Bag of tricks for image classification with convolutional neural networks. In *2019 IEEE/CVF Conference on Computer Vision and Pattern Recognition*, pp. 558–567, 2019.
- Andrew Hundt, Varun Jain, and Gregory D. Hager. sharpDARTS: Faster and more accurate differentiable architecture search, 2019.
- Sergey Ioffe and Christian Szegedy. Batch normalization: Accelerating deep network training by reducing internal covariate shift. In Francis Bach and David Blei (eds.), *Proceedings of the 32nd International Conference on Machine Learning*, volume 37 of *Proceedings of Machine Learning Research*, pp. 448–456, 2015.
- Ahmed Khaled and Peter Richtárik. Better theory for SGD in the nonconvex world. *Transactions on Machine Learning Research*, 2023.
- Liyuan Liu, Haoming Jiang, Pengcheng He, Weizhu Chen, Xiaodong Liu, Jianfeng Gao, and Jiawei Han. On the variance of the adaptive learning rate and beyond. In *International Conference on Learning Representations*, 2020.
- Nicolas Loizou, Sharan Vaswani, Issam Laradji, and Simon Lacoste-Julien. Stochastic polyak step-size for SGD: An adaptive learning rate for fast convergence. In *Proceedings of the 24th International Conference on Artificial Intelligence and Statistics*, volume 130, 2021.

Ilya Loshchilov and Frank Hutter. SGDR: Stochastic gradient descent with warm restarts. In *International Conference on Learning Representations*, 2017.

Jun Lu. Gradient descent, stochastic optimization, and other tales, 2024.

Arkadi Nemirovski, Anatoli Juditsky, Guanghui Lan, and Alexander Shapiro. Robust stochastic approximation approach to stochastic programming. *SIAM Journal on Optimization*, 19:1574–1609, 2009.

Herbert Robbins and Herbert Monro. A stochastic approximation method. *The Annals of Mathematical Statistics*, 22: 400–407, 1951.

Kevin Scaman and Cédric Malherbe. Robustness analysis of non-convex stochastic gradient descent using biased expectations. In *Advances in Neural Information Processing Systems*, volume 33, 2020.

Christopher J. Shallue, Jaehoon Lee, Joseph Antognini, Jascha Sohl-Dickstein, Roy Frostig, and George E. Dahl. Measuring the effects of data parallelism on neural network training. *Journal of Machine Learning Research*, 20: 1–49, 2019.

Samuel L. Smith, Pieter-Jan Kindermans, and Quoc V. Le. Don’t decay the learning rate, increase the batch size. In *International Conference on Learning Representations*, 2018.

Ashish Vaswani, Noam Shazeer, Niki Parmar, Jakob Uszkoreit, Llion Jones, Aidan N. Gomez, Lukasz Kaiser, and Illia Polosukhin. Attention is All you Need. In *Advances in Neural Information Processing Systems*, volume 30, 2017.

Sharan Vaswani, Aaron Mishkin, Issam Laradji, Mark Schmidt, Gauthier Gidel, and Simon Lacoste-Julien. Painless stochastic gradient: Interpolation, line-search, and convergence rates. In *Advances in Neural Information Processing Systems*, volume 32, 2019.

Xiaoyu Wang, Sindri Magnússon, and Mikael Johansson. On the convergence of step decay step-size for stochastic optimization. In *Advances in Neural Information Processing Systems*, 2021.

Yuting Wu, Daniel J. Holland, Mick D. Mantle, Andrew G. Wilson, Sebastian Nowozin, Andrew Blake, and Lynn F. Gladden. A Bayesian method to quantifying chemical composition using NMR: Application to porous media systems. In *2014 22nd European Signal Processing Conference*, pp. 2515–2519, 2014.

Guodong Zhang, Lala Li, Zachary Nado, James Martens, Sushant Sachdeva, George E. Dahl, Christopher J. Shallue, and Roger Grosse. Which algorithmic choices matter at which batch sizes? Insights from a noisy quadratic model. In *Advances in Neural Information Processing Systems*, volume 32, 2019.

Martin Zinkevich. Online convex programming and generalized infinitesimal gradient ascent. In *Proceedings of the 20th International Conference on Machine Learning*, pp. 928–936, 2003.

A Appendix

We here give the notation and state some definitions. Let \mathbb{N} be the set of natural numbers. Define $[n] := \{1, 2, \dots, n\}$ and $[0 : n] := \{0, 1, \dots, n\}$ for $n \in \mathbb{N}$. Let \mathbb{R}^d be the d -dimensional Euclidean space with inner product $\langle \boldsymbol{\theta}_1, \boldsymbol{\theta}_2 \rangle = \boldsymbol{\theta}_1^\top \boldsymbol{\theta}_2$ ($\boldsymbol{\theta}_1, \boldsymbol{\theta}_2 \in \mathbb{R}^d$) and its induced norm $\|\boldsymbol{\theta}\| := \sqrt{\langle \boldsymbol{\theta}, \boldsymbol{\theta} \rangle}$ ($\boldsymbol{\theta} \in \mathbb{R}^d$). Let $\mathbb{R}_+^d := \{\boldsymbol{\theta} = (\theta_1, \theta_2, \dots, \theta_d)^\top \in \mathbb{R}^d : \theta_i \geq 0 \ (i \in [d])\}$ and $\mathbb{R}_{++}^d := \{\boldsymbol{\theta} = (\theta_1, \theta_2, \dots, \theta_d)^\top \in \mathbb{R}^d : \theta_i > 0 \ (i \in [d])\}$. The gradient of a differentiable function $f: \mathbb{R}^d \rightarrow \mathbb{R}$ at $\boldsymbol{\theta} \in \mathbb{R}^d$ is denoted by $\nabla f(\boldsymbol{\theta})$. Let $L > 0$. A differentiable function $f: \mathbb{R}^d \rightarrow \mathbb{R}$ is said to be L -smooth if the gradient $\nabla f: \mathbb{R}^d \rightarrow \mathbb{R}^d$ is Lipschitz continuous, i.e., for all $\boldsymbol{\theta}_1, \boldsymbol{\theta}_2 \in \mathbb{R}^d$, $\|\nabla f(\boldsymbol{\theta}_1) - \nabla f(\boldsymbol{\theta}_2)\| \leq L\|\boldsymbol{\theta}_1 - \boldsymbol{\theta}_2\|$. Let $(x_t), (y_t) \subset \mathbb{R}_+$ be sequences. Let O be Landau’s symbol, i.e., $y_t = O(x_t)$ if there exist $c \in \mathbb{R}_+$ and $t_0 \in \mathbb{N}$ such that, for all $t \geq t_0$, $y_t \leq cx_t$.

A.1 Proofs of Proposition A.1 and Lemma 2.1

The following proposition holds for the mini-batch gradient.

Proposition A.1 *Let $t \in \mathbb{N}$ and $\boldsymbol{\xi}_t$ be a random variable that is independent of $\boldsymbol{\xi}_j$ ($j \in [0 : t - 1]$); let $\boldsymbol{\theta}_t \in \mathbb{R}^d$ be independent of $\boldsymbol{\xi}_t$; let $\nabla f_{B_t}(\boldsymbol{\theta}_t)$ be the mini-batch gradient defined by Algorithm 1, where $f_{\xi_{t,i}}$ ($i \in [b_t]$) is the stochastic gradient (see Assumption 2.1(A2)). Then, the following hold:*

$$\mathbb{E}_{\boldsymbol{\xi}_t} \left[\nabla f_{B_t}(\boldsymbol{\theta}_t) \middle| \hat{\boldsymbol{\xi}}_{t-1} \right] = \nabla f(\boldsymbol{\theta}_t) \text{ and } \mathbb{V}_{\boldsymbol{\xi}_t} \left[\nabla f_{B_t}(\boldsymbol{\theta}_t) \middle| \hat{\boldsymbol{\xi}}_{t-1} \right] \leq \frac{\sigma^2}{b_t},$$

where $\mathbb{E}_{\boldsymbol{\xi}_t}[\cdot | \hat{\boldsymbol{\xi}}_{t-1}]$ and $\mathbb{V}_{\boldsymbol{\xi}_t}[\cdot | \hat{\boldsymbol{\xi}}_{t-1}]$ are respectively the expectation and variance with respect to $\boldsymbol{\xi}_t$ conditioned on $\hat{\boldsymbol{\xi}}_{t-1} = \hat{\boldsymbol{\xi}}_{t-1}$.

The first equation in Proposition A.1 indicates that the mini-batch gradient $\nabla f_{B_t}(\boldsymbol{\theta}_t)$ is an unbiased estimator of the full gradient $\nabla f(\boldsymbol{\theta}_t)$. The second inequality in Proposition A.1 indicates that the upper bound on the variance of the mini-batch gradient $\nabla f_{B_t}(\boldsymbol{\theta}_t)$ is inversely proportional to the batch size b_t .

Proof of Proposition A.1: Assumption 2.1(A3) and the independence of b_t and $\boldsymbol{\xi}_t$ ensure that

$$\mathbb{E}_{\boldsymbol{\xi}_t} \left[\nabla f_{B_t}(\boldsymbol{\theta}_t) \middle| \hat{\boldsymbol{\xi}}_{t-1} \right] = \mathbb{E}_{\boldsymbol{\xi}_t} \left[\frac{1}{b_t} \sum_{i=1}^{b_t} \nabla f_{\xi_{t,i}}(\boldsymbol{\theta}_t) \middle| \hat{\boldsymbol{\xi}}_{t-1} \right] = \frac{1}{b_t} \sum_{i=1}^{b_t} \mathbb{E}_{\xi_{t,i}} \left[\nabla f_{\xi_{t,i}}(\boldsymbol{\theta}_t) \middle| \hat{\boldsymbol{\xi}}_{t-1} \right],$$

which, together with Assumption 2.1(A2)(i) and the independence of $\boldsymbol{\xi}_t$ and $\hat{\boldsymbol{\xi}}_{t-1}$, implies that

$$\mathbb{E}_{\boldsymbol{\xi}_t} \left[\nabla f_{B_t}(\boldsymbol{\theta}_t) \middle| \hat{\boldsymbol{\xi}}_{t-1} \right] = \frac{1}{b_t} \sum_{i=1}^{b_t} \nabla f(\boldsymbol{\theta}_t) = \nabla f(\boldsymbol{\theta}_t). \quad (16)$$

Assumption 2.1(A3), the independence of b_t and $\boldsymbol{\xi}_t$, and (16) imply that

$$\begin{aligned} \mathbb{V}_{\boldsymbol{\xi}_t} \left[\nabla f_{B_t}(\boldsymbol{\theta}_t) \middle| \hat{\boldsymbol{\xi}}_{t-1} \right] &= \mathbb{E}_{\boldsymbol{\xi}_t} \left[\left\| \nabla f_{B_t}(\boldsymbol{\theta}_t) - \nabla f(\boldsymbol{\theta}_t) \right\|^2 \middle| \hat{\boldsymbol{\xi}}_{t-1} \right] \\ &= \mathbb{E}_{\boldsymbol{\xi}_t} \left[\left\| \frac{1}{b_t} \sum_{i=1}^{b_t} \nabla f_{\xi_{t,i}}(\boldsymbol{\theta}_t) - \nabla f(\boldsymbol{\theta}_t) \right\|^2 \middle| \hat{\boldsymbol{\xi}}_{t-1} \right] \\ &= \frac{1}{b_t^2} \mathbb{E}_{\boldsymbol{\xi}_t} \left[\left\| \sum_{i=1}^{b_t} (\nabla f_{\xi_{t,i}}(\boldsymbol{\theta}_t) - \nabla f(\boldsymbol{\theta}_t)) \right\|^2 \middle| \hat{\boldsymbol{\xi}}_{t-1} \right]. \end{aligned}$$

From the independence of $\xi_{t,i}$ and $\xi_{t,j}$ ($i \neq j$) and Assumption 2.1(A2)(i), for all $i, j \in [b_t]$ such that $i \neq j$,

$$\begin{aligned} &\mathbb{E}_{\xi_{t,i}} \left[\langle \nabla f_{\xi_{t,i}}(\boldsymbol{\theta}_t) - \nabla f(\boldsymbol{\theta}_t), \nabla f_{\xi_{t,j}}(\boldsymbol{\theta}_t) - \nabla f(\boldsymbol{\theta}_t) \rangle \middle| \hat{\boldsymbol{\xi}}_{t-1} \right] \\ &= \langle \mathbb{E}_{\xi_{t,i}} [\nabla f_{\xi_{t,i}}(\boldsymbol{\theta}_t) | \hat{\boldsymbol{\xi}}_{t-1}] - \mathbb{E}_{\xi_{t,i}} [\nabla f(\boldsymbol{\theta}_t) | \hat{\boldsymbol{\xi}}_{t-1}], \nabla f_{\xi_{t,j}}(\boldsymbol{\theta}_t) - \nabla f(\boldsymbol{\theta}_t) \rangle \\ &= 0. \end{aligned}$$

Hence, Assumption 2.1(A2)(ii) guarantees that

$$\mathbb{V}_{\boldsymbol{\xi}_t} \left[\nabla f_{B_t}(\boldsymbol{\theta}_t) \middle| \hat{\boldsymbol{\xi}}_{t-1} \right] = \frac{1}{b_t^2} \sum_{i=1}^{b_t} \mathbb{E}_{\xi_{t,i}} \left[\left\| \nabla f_{\xi_{t,i}}(\boldsymbol{\theta}_t) - \nabla f(\boldsymbol{\theta}_t) \right\|^2 \middle| \hat{\boldsymbol{\xi}}_{t-1} \right] \leq \frac{\sigma^2 b_t}{b_t^2} = \frac{\sigma^2}{b_t},$$

which completes the proof. \square

Proof of Lemma 2.1: The L_n -smoothness of f implies that the descent lemma holds; i.e., for all $t \in \mathbb{N}$,

$$f(\boldsymbol{\theta}_{t+1}) \leq f(\boldsymbol{\theta}_t) + \langle \nabla f(\boldsymbol{\theta}_t), \boldsymbol{\theta}_{t+1} - \boldsymbol{\theta}_t \rangle + \frac{L_n}{2} \|\boldsymbol{\theta}_{t+1} - \boldsymbol{\theta}_t\|^2,$$

which, together with $\boldsymbol{\theta}_{t+1} := \boldsymbol{\theta}_t - \eta_t \nabla f_{B_t}(\boldsymbol{\theta}_t)$, implies that

$$f(\boldsymbol{\theta}_{t+1}) \leq f(\boldsymbol{\theta}_t) - \eta_t \langle \nabla f(\boldsymbol{\theta}_t), \nabla f_{B_t}(\boldsymbol{\theta}_t) \rangle + \frac{L_n \eta_t^2}{2} \|\nabla f_{B_t}(\boldsymbol{\theta}_t)\|^2. \quad (17)$$

Proposition A.1 guarantees that

$$\begin{aligned} \mathbb{E}_{\boldsymbol{\xi}_t} \left[\|\nabla f_{B_t}(\boldsymbol{\theta}_t)\|^2 \mid \hat{\boldsymbol{\xi}}_{t-1} \right] &= \mathbb{E}_{\boldsymbol{\xi}_t} \left[\|\nabla f_{B_t}(\boldsymbol{\theta}_t) - \nabla f(\boldsymbol{\theta}_t) + \nabla f(\boldsymbol{\theta}_t)\|^2 \mid \hat{\boldsymbol{\xi}}_{t-1} \right] \\ &= \mathbb{E}_{\boldsymbol{\xi}_t} \left[\|\nabla f_{B_t}(\boldsymbol{\theta}_t) - \nabla f(\boldsymbol{\theta}_t)\|^2 \mid \hat{\boldsymbol{\xi}}_{t-1} \right] \\ &\quad + 2\mathbb{E}_{\boldsymbol{\xi}_t} \left[\langle \nabla f_{B_t}(\boldsymbol{\theta}_t) - \nabla f(\boldsymbol{\theta}_t), \nabla f(\boldsymbol{\theta}_t) \rangle \mid \hat{\boldsymbol{\xi}}_{t-1} \right] \\ &\quad + \mathbb{E}_{\boldsymbol{\xi}_t} \left[\|\nabla f(\boldsymbol{\theta}_t)\|^2 \mid \hat{\boldsymbol{\xi}}_{t-1} \right] \\ &\leq \frac{\sigma^2}{b_t} + \|\nabla f(\boldsymbol{\theta}_t)\|^2. \end{aligned} \quad (18)$$

Taking the expectation conditioned on $\boldsymbol{\xi}_{t-1} = \hat{\boldsymbol{\xi}}_{t-1}$ on both sides of (17), together with Proposition A.1 and (18), guarantees that, for all $k \in \mathbb{N}$,

$$\begin{aligned} \mathbb{E}_{\boldsymbol{\xi}_t} \left[f(\boldsymbol{\theta}_{t+1}) \mid \hat{\boldsymbol{\xi}}_{t-1} \right] &\leq f(\boldsymbol{\theta}_t) - \eta_t \mathbb{E}_{\boldsymbol{\xi}_t} \left[\langle \nabla f(\boldsymbol{\theta}_t), \nabla f_{B_t}(\boldsymbol{\theta}_t) \rangle \mid \hat{\boldsymbol{\xi}}_{t-1} \right] \\ &\quad + \frac{L_n \eta_t^2}{2} \mathbb{E}_{\boldsymbol{\xi}_t} \left[\|\nabla f_{B_t}(\boldsymbol{\theta}_t)\|^2 \mid \hat{\boldsymbol{\xi}}_{t-1} \right] \\ &\leq f(\boldsymbol{\theta}_t) - \eta_t \|\nabla f(\boldsymbol{\theta}_t)\|^2 + \frac{L_n \eta_t^2}{2} \left(\frac{\sigma^2}{b_t} + \|\nabla f(\boldsymbol{\theta}_t)\|^2 \right). \end{aligned}$$

Hence, taking the total expectation on both sides of the above inequality ensures that, for all $t \in \mathbb{N}$,

$$\eta_t \left(1 - \frac{L_n \eta_t}{2} \right) \mathbb{E} \left[\|\nabla f(\boldsymbol{\theta}_t)\|^2 \right] \leq \mathbb{E} [f(\boldsymbol{\theta}_t) - f(\boldsymbol{\theta}_{t+1})] + \frac{L_n \sigma^2 \eta_t^2}{2b_t}.$$

Let $T \in \mathbb{N}$. Summing the above inequality from $t = 0$ to $t = T - 1$ ensures that

$$\sum_{t=0}^{T-1} \eta_t \left(1 - \frac{L_n \eta_t}{2} \right) \mathbb{E} \left[\|\nabla f(\boldsymbol{\theta}_t)\|^2 \right] \leq \mathbb{E} [f(\boldsymbol{\theta}_0) - f(\boldsymbol{\theta}_T)] + \frac{L_n \sigma^2}{2} \sum_{t=0}^{T-1} \frac{\eta_t^2}{b_t},$$

which, together with Assumption 2.1(A1) (the lower bound $f^* := \frac{1}{n} \sum_{i \in [n]} f_i^*$ of f), implies that

$$\sum_{t=0}^{T-1} \eta_t \left(1 - \frac{L_n \eta_t}{2} \right) \mathbb{E} \left[\|\nabla f(\boldsymbol{\theta}_t)\|^2 \right] \leq f(\boldsymbol{\theta}_0) - f^* + \frac{L_n \sigma^2}{2} \sum_{t=0}^{T-1} \frac{\eta_t^2}{b_t}.$$

Since $\eta_t \in [\eta_{\min}, \eta_{\max}]$, we have that

$$\left(1 - \frac{L_n \eta_{\max}}{2} \right) \sum_{t=0}^{T-1} \eta_t \mathbb{E} \left[\|\nabla f(\boldsymbol{\theta}_t)\|^2 \right] \leq f(\boldsymbol{\theta}_0) - f^* + \frac{L_n \sigma^2}{2} \sum_{t=0}^{T-1} \frac{\eta_t^2}{b_t},$$

which, together with $\eta_t \in [\eta_{\min}, \eta_{\max}] \subset [0, \frac{2}{L_n}]$, implies that

$$\sum_{t=0}^{T-1} \eta_t \mathbb{E} \left[\|\nabla f(\boldsymbol{\theta}_t)\|^2 \right] \leq \frac{2(f(\boldsymbol{\theta}_0) - f^*)}{2 - L_n \eta_{\max}} + \frac{L_n \sigma^2}{2 - L_n \eta_{\max}} \sum_{t=0}^{T-1} \frac{\eta_t^2}{b_t}.$$

Therefore, from $\sum_{t=0}^{T-1} \eta_t \neq 0$, we have

$$\min_{t \in [0:T-1]} \mathbb{E} [\|\nabla f(\boldsymbol{\theta}_t)\|^2] \leq \frac{2(f(\boldsymbol{\theta}_0) - f^*)}{2 - L_n \eta_{\max}} \frac{1}{\sum_{t=0}^{T-1} \eta_t} + \frac{L_n \sigma^2}{2 - L_n \eta_{\max}} \frac{\sum_{t=0}^{T-1} \eta_t^2 b_t^{-1}}{\sum_{t=0}^{T-1} \eta_t}, \quad (19)$$

which implies that the assertion in Lemma 2.1 holds. \square

A.2 Proofs of Theorems

We can also consider the case where batch sizes decay. For simplicity, let us set a constant learning rate $\eta_t = \eta > 0$ and a decaying batch size $b_t = \frac{b}{t+1}$, where $b > 0$. Then, we have that $V_T \leq \frac{\eta}{T} \sum_{t=0}^{T-1} \frac{1}{b_t} = \frac{\eta(T+1)}{2b} \rightarrow +\infty$ ($T \rightarrow +\infty$), which implies that convergence of mini-batch SGD is not guaranteed. Accordingly, this paper focuses on the four cases in the main text.

Proof of Theorem 3.1: Let $\eta_{\max} = \eta$.

[Constant LR (2)] We have that

$$B_T = \frac{1}{\sum_{t=0}^{T-1} \eta} = \frac{1}{\eta T}, \quad V_T = \frac{\sum_{t=0}^{T-1} \eta^2}{b \sum_{t=0}^{T-1} \eta} = \frac{\eta}{b}.$$

[Diminishing LR (3)] We have that

$$\sum_{t=0}^{T-1} \frac{1}{\sqrt{t+1}} \geq \int_0^T \frac{dt}{\sqrt{t+1}} = 2(\sqrt{T+1} - 1),$$

which implies that

$$B_T = \frac{1}{\sum_{t=0}^{T-1} \frac{\eta}{\sqrt{t+1}}} \leq \frac{1}{2\eta(\sqrt{T+1} - 1)}.$$

We also have that

$$\sum_{t=0}^{T-1} \frac{1}{t+1} \leq 1 + \int_0^{T-1} \frac{dt}{t+1} = 1 + \log T,$$

which implies that

$$V_T = \frac{\eta \sum_{t=0}^{T-1} \frac{1}{t+1}}{b \sum_{t=0}^{T-1} \frac{1}{\sqrt{t+1}}} \leq \frac{\eta(1 + \log T)}{2b(\sqrt{T+1} - 1)}.$$

[Cosine LR (4)] We have

$$\sum_{t=0}^{KE-1} \eta_t = \eta_{\min} KE + \frac{\eta_{\max} - \eta_{\min}}{2} KE + \frac{\eta_{\max} - \eta_{\min}}{2} \sum_{t=0}^{KE-1} \cos \left[\frac{t}{K} \right] \frac{\pi}{E}.$$

From $\sum_{t=0}^{KE} \cos \left[\frac{t}{K} \right] \frac{\pi}{E} = K - 1$, we have

$$\sum_{t=0}^{KE-1} \cos \left[\frac{t}{K} \right] \frac{\pi}{E} = K - 1 - \cos \pi = K. \quad (20)$$

We thus have

$$\begin{aligned} \sum_{t=0}^{KE-1} \eta_t &= \eta_{\min} KE + \frac{\eta_{\max} - \eta_{\min}}{2} KE + \frac{\eta_{\max} - \eta_{\min}}{2} K \\ &= \frac{1}{2} \{ (\eta_{\min} + \eta_{\max}) KE + (\eta_{\max} - \eta_{\min}) K \} \\ &\geq \frac{(\eta_{\min} + \eta_{\max}) KE}{2}. \end{aligned}$$

Moreover, we have that

$$\begin{aligned} \sum_{t=0}^{KE-1} \eta_t^2 &= \eta_{\min}^2 KE + \eta_{\min} (\eta_{\max} - \eta_{\min}) \sum_{t=0}^{KE-1} \left(1 + \cos \left[\frac{t}{K} \right] \frac{\pi}{E} \right) \\ &\quad + \frac{(\eta_{\max} - \eta_{\min})^2}{4} \sum_{t=0}^{KE-1} \left(1 + \cos \left[\frac{t}{K} \right] \frac{\pi}{E} \right)^2, \end{aligned}$$

which implies that

$$\begin{aligned} \sum_{t=0}^{KE-1} \eta_t^2 &= \eta_{\min} \eta_{\max} KE + \frac{(\eta_{\max} - \eta_{\min})^2}{4} KE + \eta_{\min} (\eta_{\max} - \eta_{\min}) \sum_{t=0}^{KE-1} \cos \left[\frac{t}{K} \right] \frac{\pi}{E} \\ &\quad + \frac{(\eta_{\max} - \eta_{\min})^2}{2} \sum_{t=0}^{KE-1} \cos \left[\frac{t}{K} \right] \frac{\pi}{E} + \frac{(\eta_{\max} - \eta_{\min})^2}{4} \sum_{t=0}^{KE-1} \cos^2 \left[\frac{t}{K} \right] \frac{\pi}{E}. \end{aligned}$$

From

$$\begin{aligned} \sum_{t=0}^{KE} \cos^2 \left[\frac{t}{K} \right] \frac{\pi}{E} &= \frac{1}{2} \sum_{t=0}^{KE} \left(1 + \cos 2 \left[\frac{t}{K} \right] \frac{\pi}{E} \right) \\ &= \frac{1}{2} (KE + 1) + \frac{1}{2} \\ &= \frac{KE}{2} + 1, \end{aligned}$$

we have

$$\sum_{t=0}^{KE-1} \cos^2 \left[\frac{t}{K} \right] \frac{\pi}{E} = \frac{KE}{2} + 1 - \cos^2 \pi = \frac{KE}{2}.$$

From (20), we have

$$\begin{aligned} \sum_{t=0}^{KE-1} \eta_t^2 &= \frac{(\eta_{\min} + \eta_{\max})^2}{4} KE + \eta_{\min} (\eta_{\max} - \eta_{\min}) + \frac{(\eta_{\max} - \eta_{\min})^2}{2} + \frac{(\eta_{\max} - \eta_{\min})^2}{4} \frac{KE}{2} \\ &= \frac{3\eta_{\min}^2 + 2\eta_{\min} \eta_{\max} + 3\eta_{\max}^2}{8} KE + \frac{(\eta_{\max} - \eta_{\min})(\eta_{\max} + \eta_{\min})}{2}. \end{aligned}$$

Hence, we have

$$B_T = \frac{1}{\sum_{t=0}^{KE-1} \eta_t} \leq \frac{2}{(\eta_{\min} + \eta_{\max}) KE}$$

and

$$V_T = \frac{\sum_{t=0}^{KE-1} \eta_t^2}{b \sum_{t=0}^{KE-1} \eta_t} \leq \frac{3\eta_{\min}^2 + 2\eta_{\min} \eta_{\max} + 3\eta_{\max}^2}{4(\eta_{\min} + \eta_{\max}) b} + \frac{\eta_{\max} - \eta_{\min}}{b KE}.$$

[Polynomial LR (5)] Since $f(x) = (1-x)^p$ is monotone decreasing for $x \in [0, 1)$, we have that

$$\int_0^1 (1-x)^p dx < \frac{1}{T} \sum_{t=0}^{T-1} \left(1 - \frac{t}{T} \right)^p,$$

which implies that

$$T \int_0^1 (1-x)^p dx < \sum_{t=0}^{T-1} \left(1 - \frac{t}{T} \right)^p. \quad (21)$$

Since $\int_0^1 (1-x)^p dx = \frac{1}{p+1}$, (21) implies that

$$\sum_{t=0}^{T-1} \left(1 - \frac{t}{T} \right)^p > \frac{T}{p+1}.$$

Accordingly,

$$\sum_{t=0}^{T-1} \eta_t = (\eta_{\max} - \eta_{\min}) \sum_{t=0}^{T-1} \left(1 - \frac{t}{T} \right)^p + \eta_{\min} T$$

$$\begin{aligned}
&> (\eta_{\max} - \eta_{\min}) \frac{T}{p+1} + \eta_{\min} T \\
&= \left(\frac{\eta_{\max} - \eta_{\min}}{p+1} + \eta_{\min} \right) T \\
&= \frac{\eta_{\max} + \eta_{\min} p}{p+1} T.
\end{aligned}$$

Since $f(x) = (1-x)^p$ and $g(x) = (1-x)^{2p}$ are monotone decreasing for $x \in [0, 1]$, we have that

$$\frac{1}{T} \sum_{t=0}^{T-1} \left(1 - \frac{t}{T}\right)^p < \frac{1}{T} + \int_0^1 (1-x)^p dx, \quad \frac{1}{T} \sum_{t=0}^{T-1} \left(1 - \frac{t}{T}\right)^{2p} < \frac{1}{T} + \int_0^1 (1-x)^{2p} dx,$$

which imply that

$$\sum_{t=0}^{T-1} \left(1 - \frac{t}{T}\right)^p < 1 + T \int_0^1 (1-x)^p dx, \quad \sum_{t=0}^{T-1} \left(1 - \frac{t}{T}\right)^{2p} < 1 + T \int_0^1 (1-x)^{2p} dx. \quad (22)$$

Since we have that $\int_0^1 (1-x)^p dx = \frac{1}{p+1}$ and $\int_0^1 (1-x)^{2p} dx = \frac{1}{2p+1}$, (22) ensures that

$$\sum_{t=0}^{T-1} \left(1 - \frac{t}{T}\right)^p < 1 + \frac{T}{p+1}, \quad \sum_{t=0}^{T-1} \left(1 - \frac{t}{T}\right)^{2p} < 1 + \frac{T}{2p+1}.$$

Hence,

$$\begin{aligned}
\sum_{t=0}^{T-1} \eta_t^2 &= (\eta_{\max} - \eta_{\min})^2 \sum_{t=0}^{T-1} \left(1 - \frac{t}{T}\right)^{2p} + 2(\eta_{\max} - \eta_{\min}) \sum_{t=0}^{T-1} \left(1 - \frac{t}{T}\right)^p \eta_{\min} + \eta_{\min}^2 T \\
&< (\eta_{\max} - \eta_{\min})^2 \left(1 + \frac{T}{2p+1}\right) + 2(\eta_{\max} - \eta_{\min}) \left(1 + \frac{T}{p+1}\right) \eta_{\min} + \eta_{\min}^2 T \\
&= \frac{\eta_{\max}^2 (p+1)(2p+T+1) + 2\eta_{\max} \eta_{\min} p T + \eta_{\min}^2 (2p^2(T-1) - 3p-1)}{(p+1)(2p+1)}.
\end{aligned}$$

Therefore,

$$B_T = \frac{1}{\sum_{t=0}^{T-1} \eta_t} \leq \frac{p+1}{(\eta_{\max} + \eta_{\min} p) T}$$

and

$$\begin{aligned}
V_T &= \frac{\sum_{t=0}^{T-1} \eta_t^2}{b \sum_{t=0}^{T-1} \eta_t} \\
&= \frac{\eta_{\max}^2 (p+1)(2p+T+1) + 2\eta_{\max} \eta_{\min} p T + \eta_{\min}^2 (2p^2(T-1) - 3p-1)}{(2p+1)(\eta_{\max} + \eta_{\min} p) b T} \\
&= \frac{2p^2 \eta_{\min}^2 + 2p \eta_{\min} \eta_{\max} + (p+1) \eta_{\max}^2}{(2p+1)(p \eta_{\min} + \eta_{\max}) b} + \frac{(p+1)(2p+1) \eta_{\max}^2 - (p+1)(2p+1) \eta_{\min}^2}{(2p+1)(p \eta_{\min} + \eta_{\max}) b T} \\
&= \frac{2p^2 \eta_{\min}^2 + 2p \eta_{\min} \eta_{\max} + (p+1) \eta_{\max}^2}{(2p+1)(p \eta_{\min} + \eta_{\max}) b} + \frac{(p+1)(\eta_{\max}^2 - \eta_{\min}^2)}{(p \eta_{\min} + \eta_{\max}) b T}.
\end{aligned}$$

This completes the proof. \square

We will now show the following theorem, which includes Theorem 3.2.

Theorem A.1 (Convergence rate of SGD using (8)) *Under the assumptions in Lemma 2.1, Algorithm 1 using (8) satisfies that, for all $M \in \mathbb{N}$,*

$$\min_{t \in [0:T-1]} \mathbb{E} [\|\nabla f(\boldsymbol{\theta}_t)\|^2] \leq \frac{2(f(\boldsymbol{\theta}_0) - f^*)}{2 - L_n \eta_{\max}} \underbrace{\frac{1}{\sum_{t=0}^{T-1} \eta_t}}_{B_T} + \frac{L_n \sigma^2}{2 - L_n \eta_{\max}} \underbrace{\frac{1}{\sum_{t=0}^{T-1} \eta_t} \sum_{t=0}^{T-1} \frac{\eta_t^2}{b_t}}_{V_T},$$

where $T = \sum_{m=0}^M K_m E_m$, $E_{\max} = \sup_{M \in \mathbb{N}} \sup_{m \in [0:M]} E_m < +\infty$, $K_{\max} = \sup_{M \in \mathbb{N}} \sup_{m \in [0:M]} K_m < +\infty$, $\underline{a} = \min\{a, b_0\}$, B_T is defined as in (6), and V_T is given by

$$V_T \leq \begin{cases} \frac{3\eta_{\max} K_{\max} E_{\max}}{a^c T} & \text{[Constant LR (2)]} \\ \frac{3\eta_{\max} K_{\max} E_{\max}}{2a^c(\sqrt{T+1}-1)} & \text{[Diminishing LR (3)]} \\ \frac{6\eta_{\max}^2 K_{\max} E_{\max}}{3(p+1)\eta_{\max}^2 K_{\max} E_{\max}} & \text{[Cosine LR (4)]} \\ \frac{a^c(\eta_{\min} + \eta_{\max})T}{3(p+1)\eta_{\max}^2 K_{\max} E_{\max}} & \text{[Polynomial LR (5)]} \\ \frac{a^c(\eta_{\max} + \eta_{\min}p)T}{3(p+1)\eta_{\max}^2 K_{\max} E_{\max}} & \text{[Polynomial LR (5)]} \end{cases} \quad \text{([Polynomial BS (9)])}$$

$$V_T \leq \begin{cases} \frac{\delta\eta_{\max} K_{\max} E_{\max}}{(\delta-1)b_0 T} & \text{[Constant LR (2)]} \\ \frac{\delta\eta_{\max} K_{\max} E_{\max}}{2(\delta-1)b_0(\sqrt{T+1}-1)} & \text{[Diminishing LR (3)]} \\ \frac{2\delta\eta_{\max}^2 K_{\max} E_{\max}}{(\delta-1)(\eta_{\min} + \eta_{\max})b_0 T} & \text{[Cosine LR (4)]} \\ \frac{(p+1)\delta\eta_{\max}^2 K_{\max} E_{\max}}{(\delta-1)(\eta_{\max} + \eta_{\min}p)b_0 T} & \text{[Polynomial LR (5)]}. \end{cases} \quad \text{([Exponential BS (10)])}$$

That is, Algorithm 1 using each of Polynomial BS (9) and Exponential BS (10) has the convergence rate

$$\min_{t \in [0:T-1]} \mathbb{E} [\|\nabla f(\boldsymbol{\theta}_t)\|] = \begin{cases} O\left(\frac{1}{\sqrt{T}}\right) & \text{[Constant LR (2), Cosine LR (4), Polynomial LR (5)]} \\ O\left(\frac{1}{T^{\frac{1}{4}}}\right) & \text{[Diminishing LR (3)].} \end{cases}$$

Proof of Theorem A.1: Let $M \in \mathbb{N}$ and $T = \sum_{m=0}^M K_m E_m$, where $E_{\max} = \sup_{M \in \mathbb{N}} \sup_{m \in [0:M]} E_m < +\infty$, $K_{\max} = \sup_{M \in \mathbb{N}} \sup_{m \in [0:M]} K_m < +\infty$, $S_0 := \mathbb{N} \cap [0, K_0 E_0)$, and $S_m = \mathbb{N} \cap [\sum_{k=0}^{m-1} K_k E_k, \sum_{k=0}^m K_k E_k)$ ($m \in [M]$). Let us consider using (9). Let $\eta_{\max} = \eta$ and $\underline{a} = \min\{a, b_0\}$.

[Constant LR (2)] Let $m \in [M]$. We have that

$$\begin{aligned} \sum_{t \in S_m} \frac{1}{b_t} &= \sum_{t \in S_m} \frac{1}{\left(am \left\lfloor \sum_{k=0}^m \frac{t}{K_k E_k} \right\rfloor + b_0\right)^c} \leq \sum_{t \in S_m} \frac{1}{a^c m^c \left\lfloor \sum_{k=0}^m \frac{t}{K_k E_k} \right\rfloor^c} \\ &\leq \sum_{t \in S_m} \frac{1}{a^c m^c} \leq \frac{1}{a^c m^c} K_m E_m \leq \frac{K_{\max} E_{\max}}{a^c} \frac{1}{m^c} \leq \frac{K_{\max} E_{\max}}{\underline{a}^c} \frac{1}{m^c} \end{aligned}$$

and

$$\sum_{t \in S_0} \frac{1}{b_t} = \sum_{t \in S_0} \frac{1}{b_0^c} \leq \frac{K_{\max} E_{\max}}{\underline{a}^c}.$$

Accordingly, we have that

$$\begin{aligned} \sum_{m=0}^M \sum_{t \in S_m} \frac{1}{b_t} &\leq \frac{K_{\max} E_{\max}}{\underline{a}^c} \left(1 + \sum_{m=1}^M \frac{1}{m^c}\right) \leq \frac{K_{\max} E_{\max}}{\underline{a}^c} \left(1 + \sum_{m=1}^{+\infty} \frac{1}{m^c}\right) \\ &\leq \frac{3K_{\max} E_{\max}}{\underline{a}^c}. \end{aligned} \quad (23)$$

Hence, we have that

$$V_T = \frac{1}{\sum_{t=0}^{T-1} \eta} \sum_{t=0}^{T-1} \frac{\eta^2}{b_t} \leq \frac{3\eta K_{\max} E_{\max}}{\underline{a}^c T}.$$

[Diminishing LR (3)] From (23), we have that

$$\begin{aligned} V_T &= \frac{1}{\sum_{t=0}^{T-1} \frac{\eta}{\sqrt{t+1}}} \sum_{t=0}^{T-1} \frac{\eta^2}{(t+1)b_t} \\ &\leq \frac{\eta}{2(\sqrt{T+1}-1)} \sum_{t=0}^{T-1} \frac{1}{b_t} \leq \frac{3\eta K_{\max} E_{\max}}{2\underline{a}^c(\sqrt{T+1}-1)}. \end{aligned}$$

[Cosine LR (4)] The cosine LR is defined for all $m \in [0 : M]$ and all $t \in S_m$ by

$$\eta_t = \eta_{\min} + \frac{\eta_{\max} - \eta_{\min}}{2} \left\{ 1 + \cos \left(\sum_{k=0}^{m-1} E_k + \left\lfloor \frac{t - \sum_{k=0}^{m-1} K_k E_k}{K_m} \right\rfloor \right) \frac{\pi}{E_M} \right\}.$$

We have that

$$\sum_{t=0}^{T-1} \frac{\eta_t^2}{b_t} \leq \eta_{\max}^2 \sum_{t=0}^{T-1} \frac{1}{b_t},$$

which, together with (23), implies that

$$\sum_{t=0}^{T-1} \frac{\eta_t^2}{b_t} \leq \frac{3\eta_{\max}^2 K_{\max} E_{\max}}{\underline{a}^c}.$$

Hence, we have that

$$V_T = \frac{1}{\sum_{t=0}^{T-1} \eta_t} \sum_{t=0}^{T-1} \frac{\eta_t^2}{b_t} \leq \frac{6\eta_{\max}^2 K_{\max} E_{\max}}{\underline{a}^c(\eta_{\min} + \eta_{\max})T}.$$

[Polynomial LR (5)] We have that

$$\sum_{t=0}^{T-1} \frac{\eta_t^2}{b_t} = \sum_{t=0}^{T-1} \frac{1}{b_t} \left\{ (\eta_{\max} - \eta_{\min}) \left(1 - \frac{t}{T}\right)^p + \eta_{\min} \right\}^2 \leq \eta_{\max}^2 \sum_{t=0}^{T-1} \frac{1}{b_t},$$

which, together with (23), implies that

$$\sum_{t=0}^{T-1} \frac{\eta_t^2}{b_t} \leq \frac{3\eta_{\max}^2 K_{\max} E_{\max}}{\underline{a}^c}.$$

Hence, we have that

$$V_T = \frac{1}{\sum_{t=0}^{T-1} \eta_t} \sum_{t=0}^{T-1} \frac{\eta_t^2}{b_t} \leq \frac{3(p+1)\eta_{\max}^2 K_{\max} E_{\max}}{\underline{a}^c(\eta_{\max} + \eta_{\min} p)T}.$$

Let us consider using (10). Let $\eta_{\max} = \eta$.

[Constant LR (2)] We have that

$$\sum_{t \in S_m} \frac{1}{b_t} = \sum_{t \in S_m} \frac{1}{\delta \left\lfloor \frac{m-t}{\sum_{k=0}^m K_k E_k} \right\rfloor b_0} \leq \sum_{t \in S_m} \frac{1}{\delta^m b_0} \leq \frac{K_{\max} E_{\max}}{\delta^m b_0},$$

which implies that

$$\sum_{m=0}^M \sum_{t \in S_m} \frac{1}{b_t} \leq \frac{K_{\max} E_{\max}}{b_0} \sum_{m=0}^M \frac{1}{\delta^m} \leq \frac{K_{\max} E_{\max} \delta}{b_0(\delta-1)}. \quad (24)$$

Hence, we have that

$$V_T = \frac{1}{\sum_{t=0}^{T-1} \eta} \sum_{t=0}^{T-1} \frac{\eta^2}{b_t} \leq \frac{\eta K_{\max} E_{\max} \delta}{b_0(\delta-1)T}.$$

[Diminishing LR (3)] From (24), we have that

$$V_T = \frac{1}{\sum_{t=0}^{T-1} \frac{\eta}{\sqrt{t+1}}} \sum_{t=0}^{T-1} \frac{\eta^2}{(t+1)b_t} \leq \frac{\eta}{2(\sqrt{T+1}-1)} \sum_{t=0}^{T-1} \frac{1}{b_t} \leq \frac{\eta K_{\max} E_{\max} \delta}{2(\sqrt{T+1}-1)b_0(\delta-1)}.$$

[Cosine LR (4)] We have that

$$\sum_{t=0}^{T-1} \frac{\eta_t^2}{b_t} \leq \eta_{\max}^2 \sum_{t=0}^{T-1} \frac{1}{b_t},$$

which, together with (24), implies that

$$\sum_{t=0}^{T-1} \frac{\eta_t^2}{b_t} \leq \frac{\eta_{\max}^2 K_{\max} E_{\max} \delta}{b_0(\delta-1)}.$$

Hence, we have that

$$V_T = \frac{1}{\sum_{t=0}^{T-1} \eta_t} \sum_{t=0}^{T-1} \frac{\eta_t^2}{b_t} \leq \frac{2\eta_{\max}^2 K_{\max} E_{\max} \delta}{(\delta-1)(\eta_{\min} + \eta_{\max})b_0 T}.$$

[Polynomial LR (5)] We have that

$$\sum_{t=0}^{T-1} \frac{\eta_t^2}{b_t} = \sum_{t=0}^{T-1} \frac{1}{b_t} \left\{ (\eta_{\max} - \eta_{\min}) \left(1 - \frac{t}{T}\right)^p + \eta_{\min} \right\}^2 \leq \eta_{\max}^2 \sum_{t=0}^{T-1} \frac{1}{b_t},$$

which, together with (24), implies that

$$\sum_{t=0}^{T-1} \frac{\eta_t^2}{b_t} \leq \frac{\eta_{\max}^2 K_{\max} E_{\max} \delta}{b_0(\delta-1)}.$$

Hence, we have that

$$V_T = \frac{1}{\sum_{t=0}^{T-1} \eta_t} \sum_{t=0}^{T-1} \frac{\eta_t^2}{b_t} \leq \frac{(p+1)\eta_{\max}^2 K_{\max} E_{\max} \delta}{(\delta-1)(\eta_{\max} + \eta_{\min} p)b_0 T}.$$

□

Example of b_t and η_t satisfying (11) is as follows:

[Polynomial growth BS and LR]

$$b_t = \left(a_1 m \left[\frac{t}{\sum_{k=0}^m K_k E_k} \right] + b_0 \right)^{c_1}, \quad \eta_t = \left(a_2 m \left[\frac{t}{\sum_{k=0}^m K_k E_k} \right] + \eta_0 \right)^{c_2}, \quad (25)$$

where $a_1, a_2 > 0$; $c_1 > 1$, $c_2 > 0$ such that $c_1 - 2c_2 > 1$.

We next show the following theorem, which includes Theorem 3.3.

Theorem A.2 (Convergence rate of SGD using (11)) *Under the assumptions in Lemma 2.1, Algorithm 1 using (11) satisfies that, for all $M \in \mathbb{N}$,*

$$\min_{t \in [0:T-1]} \mathbb{E} [\|\nabla f(\theta_t)\|^2] \leq \frac{2(f(\theta_0) - f^*)}{2 - L_n \eta_{\max}} \underbrace{\frac{1}{\sum_{t=0}^{T-1} \eta_t}}_{B_T} + \frac{L_n \sigma^2}{2 - L_n \eta_{\max}} \underbrace{\frac{1}{\sum_{t=0}^{T-1} \eta_t} \sum_{t=0}^{T-1} \frac{\eta_t^2}{b_t}}_{V_T},$$

where $T = \sum_{m=0}^M K_m E_m$, $E_{\max} = \sup_{M \in \mathbb{N}} \sup_{m \in [0:M]} E_m < +\infty$, $E_{\min} = \inf_{M \in \mathbb{N}} \inf_{m \in [0:M]} E_m < +\infty$, $K_{\max} = \sup_{M \in \mathbb{N}} \sup_{m \in [0:M]} K_m < +\infty$, $K_{\min} = \inf_{M \in \mathbb{N}} \inf_{m \in [0:M]} K_m < +\infty$, $\underline{\eta} = \min\{a_2, \eta_0\}$, $\bar{\eta} = \max\{a_2, \eta_0\}$, $\underline{b} = \min\{a_1, b_0\}$, $\hat{\gamma} = \frac{\gamma^2}{\delta} < 1$,

$$B_T \leq \begin{cases} \frac{1 + c_2}{\underline{\eta}^{c_2} K_{\min} E_{\min} M^{1+c_2}} & \text{[Polynomial growth BS and LR (25)]} \\ \frac{\delta}{\eta_0 K_{\min} E_{\min} \gamma^M} & \text{[Exponential growth BS and LR (12)]} \end{cases}$$

$$V_T \leq \begin{cases} \frac{2K_{\max}E_{\max}(1+c_2)\bar{\eta}^{2c_2}}{K_{\min}E_{\min}\eta^{c_2}\underline{b}^{c_1}M^{1+c_2}} & \text{[Polynomial growth BS and LR (25)]} \\ \frac{K_{\max}E_{\max}\eta_0\delta}{K_{\min}E_{\min}b_0(1-\hat{\gamma})\gamma^M} & \text{[Exponential growth BS and LR (12)].} \end{cases}$$

That is, Algorithm 1 has the convergence rate

$$\min_{t \in [0:T-1]} \mathbb{E} [\|\nabla f(\boldsymbol{\theta}_t)\|] = \begin{cases} O\left(\frac{1}{M^{\frac{1+c_2}{2}}}\right) & \text{[Polynomial growth BS and LR (25)]} \\ O\left(\frac{1}{\gamma^{\frac{M}{2}}}\right) & \text{[Exponential growth BS and LR (12)].} \end{cases}$$

Proof of Theorem A.2: Let $M \in \mathbb{N}$ and $T = \sum_{m=0}^M K_m E_m$, where $E_{\max} = \sup_{M \in \mathbb{N}} \sup_{m \in [0:M]} E_m < +\infty$, $K_{\max} = \sup_{M \in \mathbb{N}} \sup_{m \in [0:M]} K_m < +\infty$, $S_0 := \mathbb{N} \cap [0, K_0 E_0)$, and $S_m = \mathbb{N} \cap [\sum_{k=0}^{m-1} K_k E_k, \sum_{k=0}^m K_k E_k)$ ($m \in [M]$).

[Polynomial growth BS and LR (25)] We have that

$$\sum_{t \in S_m} \eta_t = \sum_{t \in S_m} \left(a_2 m \left\lceil \frac{t}{\sum_{k=0}^m K_k E_k} \right\rceil + \eta_0 \right)^{c_2} \geq \sum_{t \in S_m} (a_2 m + \eta_0)^{c_2},$$

which, together with $\underline{\eta} = \min\{a_2, \eta_0\}$, implies that

$$\sum_{t \in S_m} \eta_t \geq \underline{\eta}^{c_2} \sum_{t \in S_m} (m+1)^{c_2} \geq \underline{\eta}^{c_2} K_{\min} E_{\min} (m+1)^{c_2}.$$

Hence,

$$\sum_{m=0}^M \sum_{t \in S_m} \eta_t \geq \underline{\eta}^{c_2} K_{\min} E_{\min} \sum_{m=1}^{M+1} m^{c_2} \geq \frac{\underline{\eta}^{c_2} K_{\min} E_{\min}}{1+c_2} M^{1+c_2}.$$

We also have that

$$\sum_{t \in S_m} \frac{\eta_t^2}{b_t} = \sum_{t \in S_m} \frac{\left(a_2 m \left\lceil \frac{t}{\sum_{k=0}^m K_k E_k} \right\rceil + \eta_0 \right)^{2c_2}}{\left(a_1 m \left\lceil \frac{t}{\sum_{k=0}^m K_k E_k} \right\rceil + b_0 \right)^{c_1}} \leq \sum_{t \in S_m} \frac{(a_2 m + \eta_0)^{2c_2}}{(a_1 m + b_0)^{c_1}}.$$

Let $\bar{\eta} = \max\{a_2, \eta_0\}$ and $\underline{b} = \min\{a_1, b_0\}$. Then,

$$\begin{aligned} \sum_{m=0}^M \sum_{t \in S_m} \frac{\eta_t^2}{b_t} &\leq K_{\max} E_{\max} \frac{\bar{\eta}^{2c_2}}{\underline{b}^{c_1}} \sum_{m=0}^M \frac{(m+1)^{2c_2}}{(m+1)^{c_1}} \leq K_{\max} E_{\max} \frac{\bar{\eta}^{2c_2}}{\underline{b}^{c_1}} \sum_{m=1}^{M+1} \frac{1}{m^{c_1-2c_2}} \\ &\leq \frac{2K_{\max} E_{\max} \bar{\eta}^{2c_2}}{\underline{b}^{c_1}}. \end{aligned}$$

Hence,

$$B_T = \frac{1}{\sum_{t=0}^{T-1} \eta_t} \leq \frac{1+c_2}{\underline{\eta}^{c_2} K_{\min} E_{\min} M^{1+c_2}}$$

and

$$V_T = \frac{1}{\sum_{t=0}^{T-1} \eta_t} \sum_{t=0}^{T-1} \frac{\eta_t^2}{b_t} \leq \frac{2K_{\max} E_{\max} (1+c_2) \bar{\eta}^{2c_2}}{K_{\min} E_{\min} \underline{\eta}^{c_2} \underline{b}^{c_1} M^{1+c_2}}.$$

[Exponential growth BS and LR (12)] We have that

$$\sum_{m=0}^M \sum_{t \in S_m} \eta_t = \sum_{m=0}^M \sum_{t \in S_m} \gamma^m \left\lceil \frac{t}{\sum_{k=0}^m K_k E_k} \right\rceil \eta_0 \geq \eta_0 K_{\min} E_{\min} \sum_{m=0}^M \gamma^m$$

$$= \eta_0 K_{\min} E_{\min} \frac{\gamma^M - 1}{\gamma - 1} > \frac{\eta_0 K_{\min} E_{\min} \gamma^M}{\gamma^2} > \frac{\eta_0 K_{\min} E_{\min} \gamma^M}{\delta}$$

and

$$\begin{aligned} \sum_{m=0}^M \sum_{t \in S_m} \frac{\eta_t^2}{b_t} &= \sum_{m=0}^M \sum_{t \in S_m} \frac{\gamma^{2m} \left\lceil \frac{t}{\sum_{k=0}^m K_k E_k} \right\rceil}{\delta \left\lceil \frac{t}{\sum_{k=0}^m K_k E_k} \right\rceil} \eta_0^2 \leq K_{\max} E_{\max} \frac{\eta_0^2}{b_0} \sum_{m=0}^M \frac{\gamma^{2m}}{\delta^m} \\ &\leq K_{\max} E_{\max} \frac{\eta_0^2}{b_0} \sum_{m=0}^M \left(\frac{\gamma^2}{\delta} \right)^m \leq K_{\max} E_{\max} \frac{\eta_0^2}{b_0} \frac{1}{1 - \hat{\gamma}}, \end{aligned}$$

where $\hat{\gamma} = \frac{\gamma^2}{\delta} < 1$. Hence,

$$B_T = \frac{1}{\sum_{t=0}^{T-1} \eta_t} \leq \frac{\delta}{\eta_0 K_{\min} E_{\min} \gamma^M}$$

and

$$V_T = \frac{1}{\sum_{t=0}^{T-1} \eta_t} \sum_{t=0}^{T-1} \frac{\eta_t^2}{b_t} \leq \frac{K_{\max} E_{\max} \eta_0 \delta}{K_{\min} E_{\min} b_0 (1 - \hat{\gamma}) \gamma^M}.$$

□
□

Proof of Theorem 3.4: Theorem 3.4 follows immediately from Theorems 3.2 and 3.3.

A.3 Comparisons of Case (ii) with Cases (iii) and (iv) for Training ResNet-18 on CIFAR100 using Increasing Batch Size based on $\delta = 3$

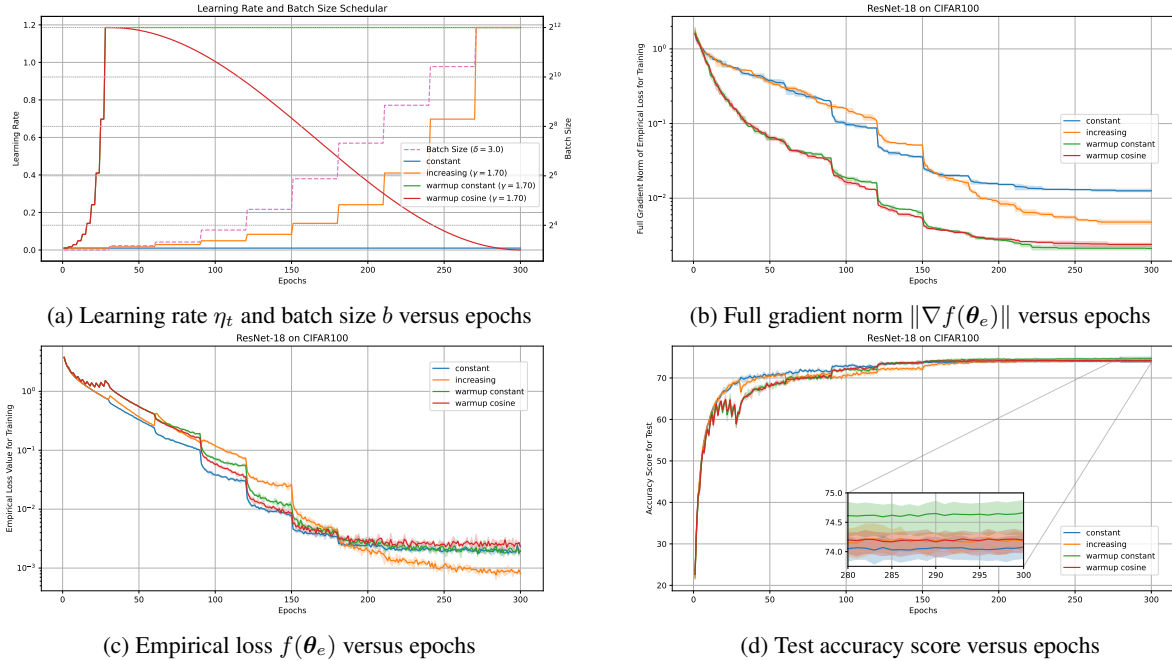


Figure 6: (a) Increasing learning rates ($\eta_{\min} = 0.01$) and increasing batch sizes based on $\delta = 3$, (b) full gradient norm of empirical loss, (c) empirical loss value, and (d) accuracy score in testing for SGD to train ResNet-18 on CIFAR100 dataset.

Figures 2–4 compare Case (ii) with Cases (iii) and (iv) for training ResNet-18 on CIFAR100 using increasing batch size based on $\delta = 2$.

A.4 Training ResNet-18 on CIFAR10 and CIFAR100 using Doubling, Tripling, and Quadrupling Batch Sizes

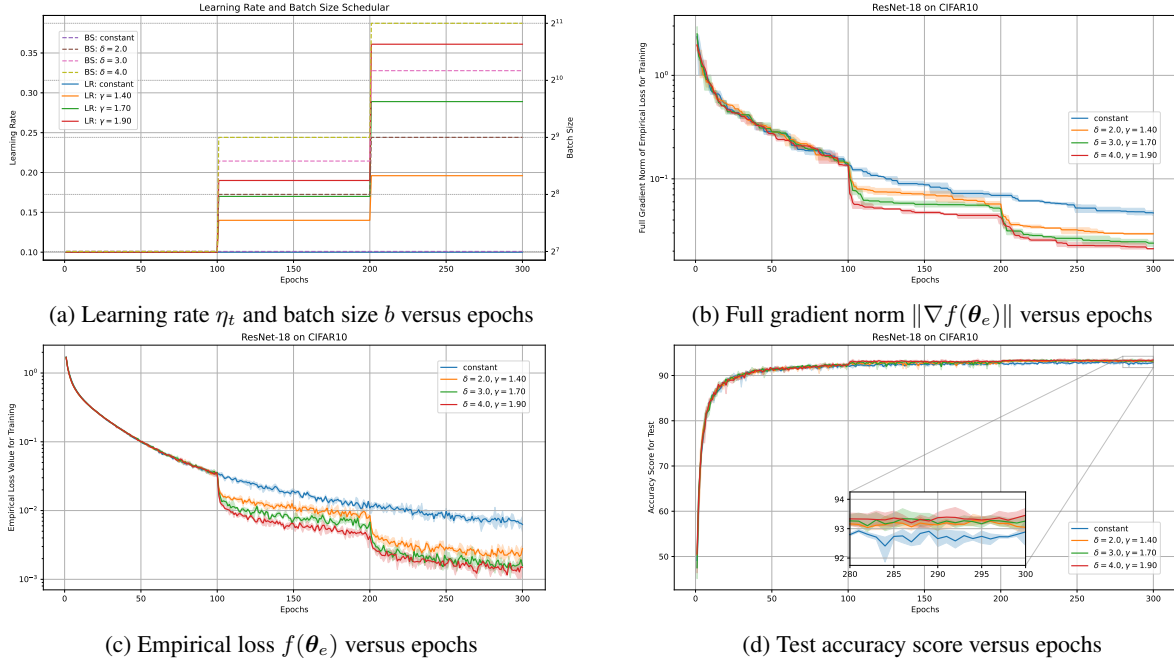


Figure 7: (a) Increasing learning rates and doubling, tripling, and quadrupling batch sizes ($(\delta, \gamma) = (2, 1.4), (3, 1.7), (4, 1.9)$ satisfying $\sqrt{\delta} > \gamma$) every 100 epochs, (b) full gradient norm of empirical loss, (c) empirical loss value, and (d) accuracy score in testing for SGD to train ResNet-18 on CIFAR10 dataset.

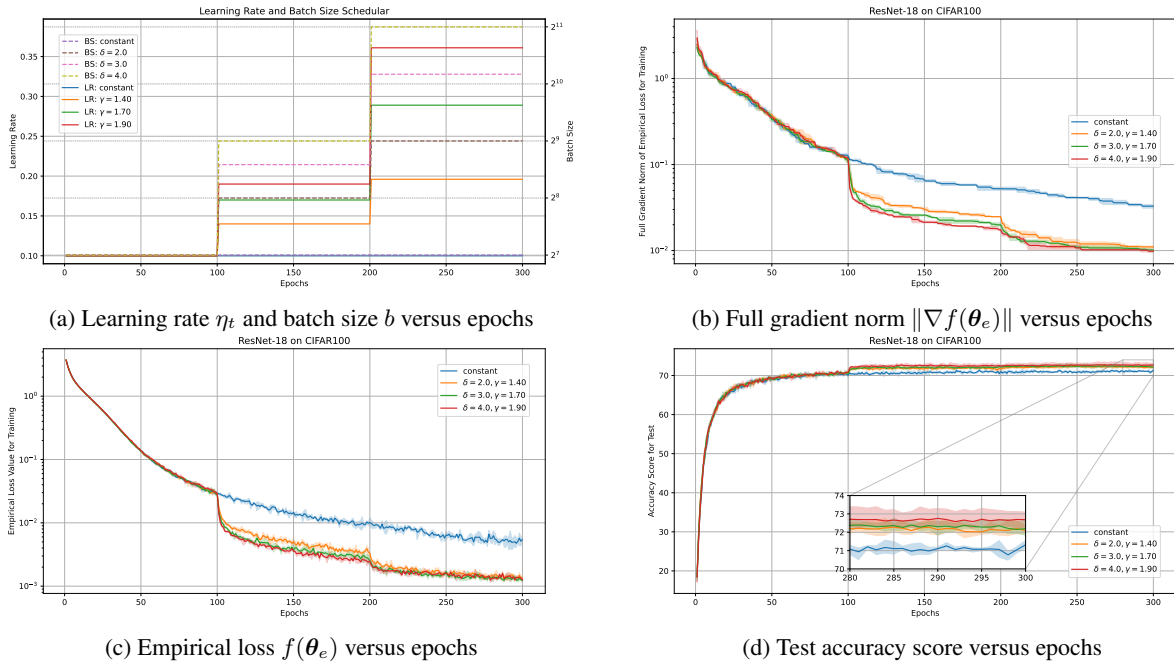


Figure 8: (a) Increasing learning rates and doubling, tripling, and quadrupling batch sizes ($(\delta, \gamma) = (2, 1.4), (3, 1.7), (4, 1.9)$ satisfying $\sqrt{\delta} > \gamma$) every 100 epochs, (b) full gradient norm of empirical loss, (c) empirical loss value, and (d) accuracy score in testing for SGD to train ResNet-18 on CIFAR100 dataset.

A.5 Training Wide-ResNet-28-10 on CIFAR100

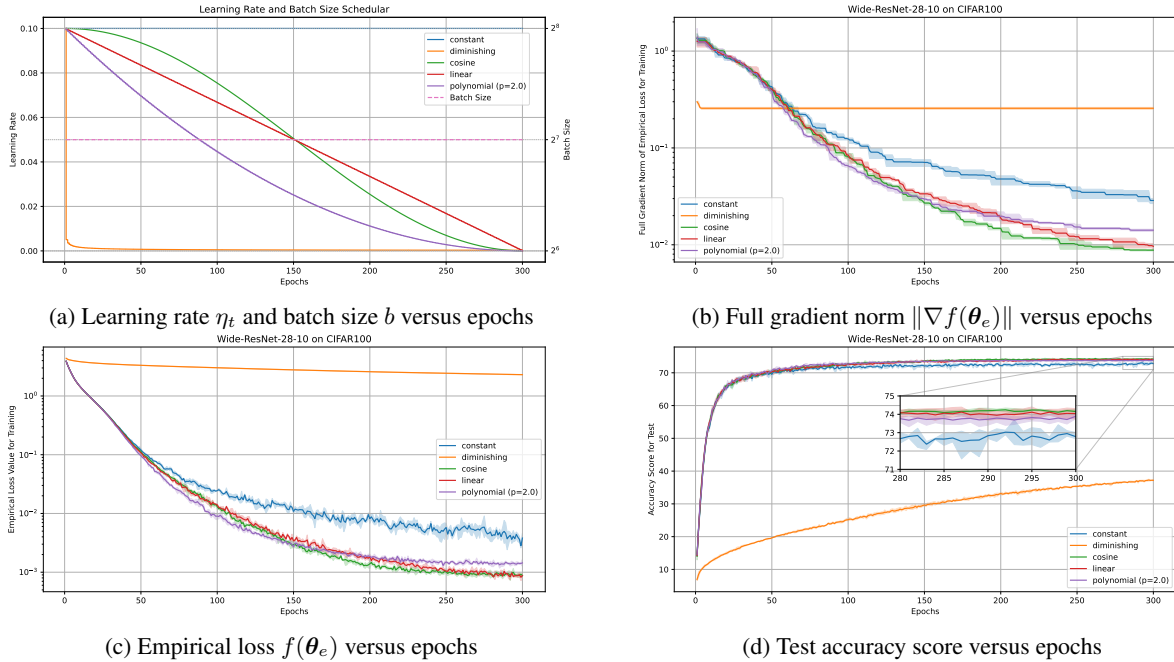


Figure 9: (a) Decaying learning rates (constant, diminishing, cosine, linear, and polynomial) and constant batch size, (b) full gradient norm of empirical loss, (c) empirical loss value, and (d) accuracy score in testing for SGD to train Wide-ResNet-28-10 on CIFAR100 dataset.

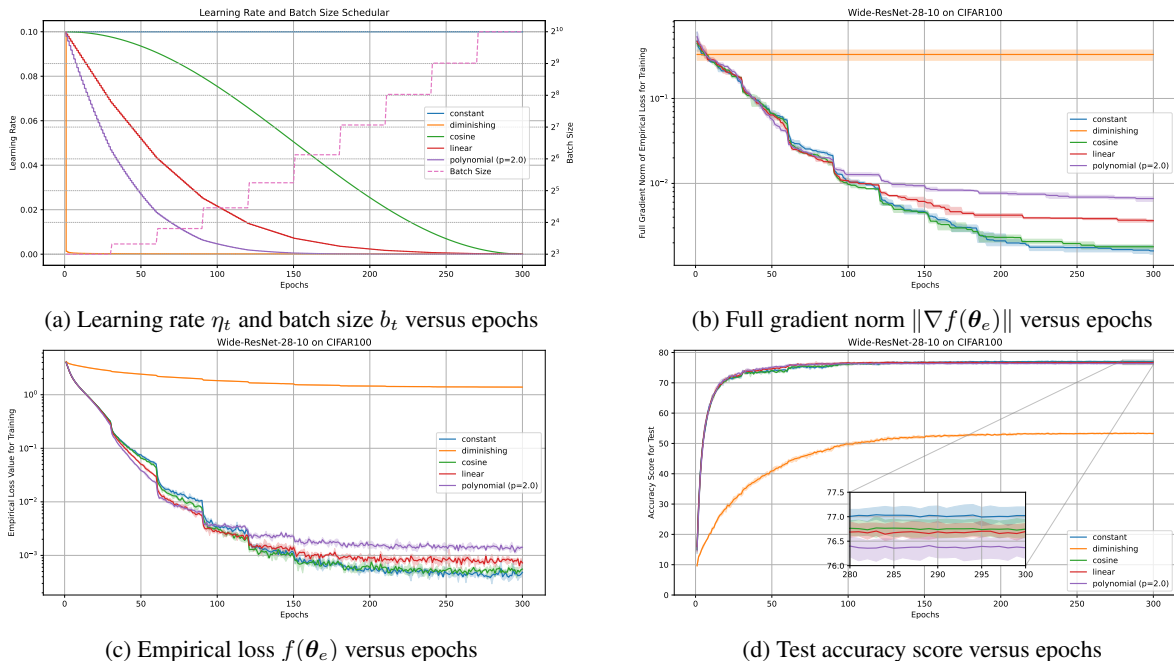
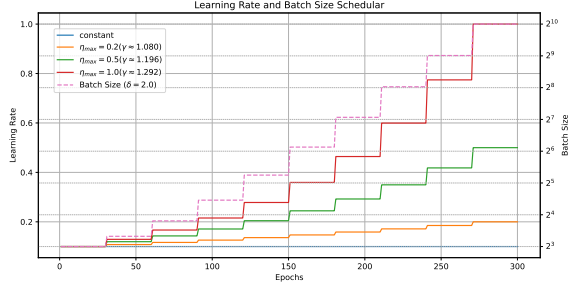
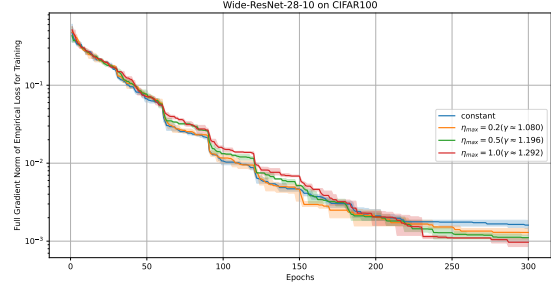


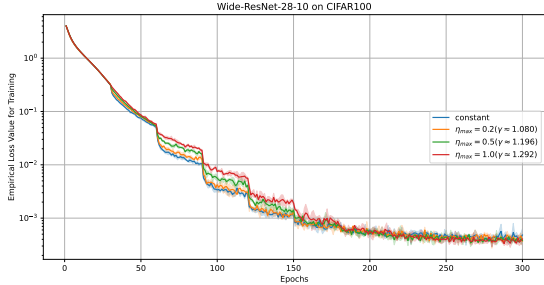
Figure 10: (a) Decaying learning rates and increasing batch size every 30 epochs, (b) full gradient norm of empirical loss, (c) empirical loss value, and (d) accuracy score in testing for SGD to train Wide-ResNet-28-10 on CIFAR100 dataset.



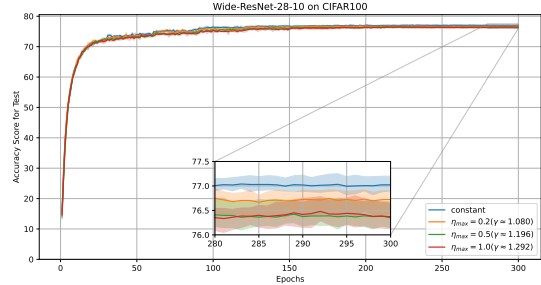
(a) Learning rate η_t and batch size b_t versus epochs



(b) Full gradient norm $\|\nabla f(\theta_e)\|$ versus epochs

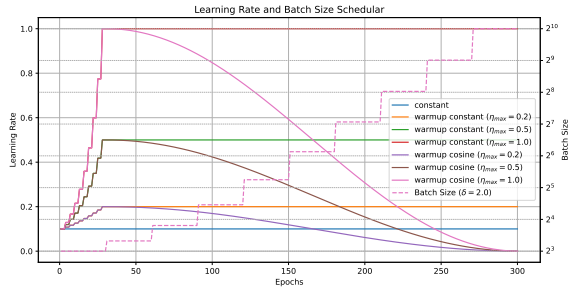


(c) Empirical loss $f(\theta_e)$ versus epochs

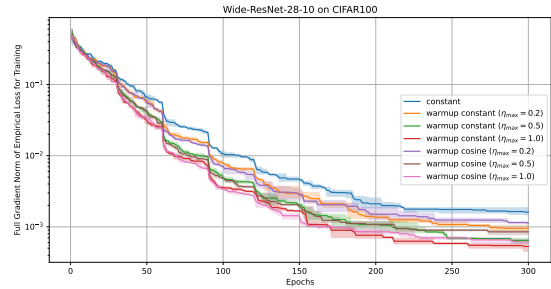


(d) Test accuracy score versus epochs

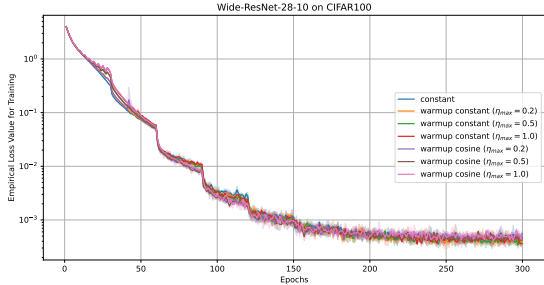
Figure 11: (a) Increasing learning rates ($\eta_{\max} = 0.2, 0.5, 1.0$) and increasing batch size every 30 epochs, (b) full gradient norm of empirical loss, (c) empirical loss value, and (d) accuracy score in testing for SGD to train Wide-ResNet-28-10 on CIFAR100 dataset.



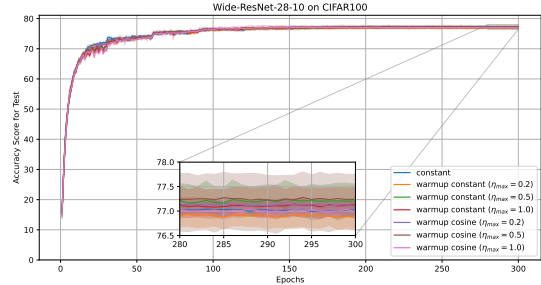
(a) Learning rate η_t and batch size b_t versus epochs



(b) Full gradient norm $\|\nabla f(\theta_e)\|$ versus epochs

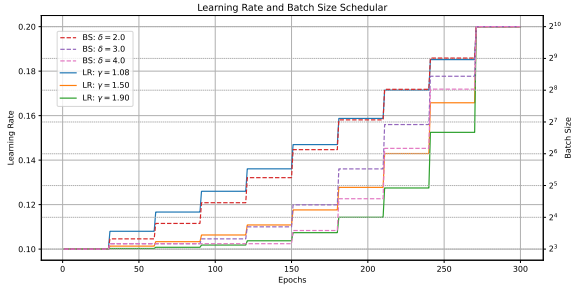


(c) Empirical loss $f(\theta_e)$ versus epochs

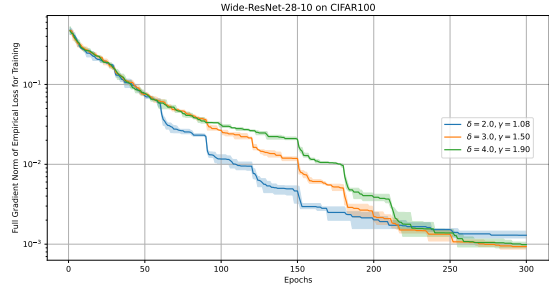


(d) Test accuracy score versus epochs

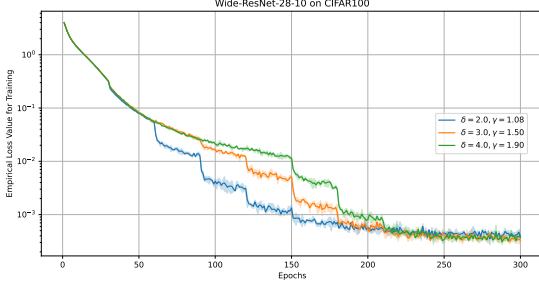
Figure 12: (a) Warm-up learning rates and increasing batch size every 30 epochs, (b) full gradient norm of empirical loss, (c) empirical loss value, and (d) accuracy score in testing for SGD to train Wide-ResNet-28-10 on CIFAR100 dataset.



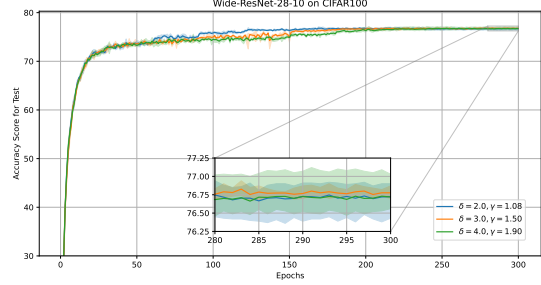
(a) Learning rate η_t and batch size b_t versus epochs



(b) Full gradient norm $\|\nabla f(\theta_e)\|$ versus epochs



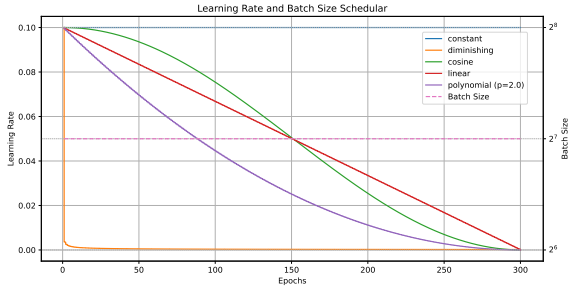
(c) Empirical loss $f(\theta_e)$ versus epochs



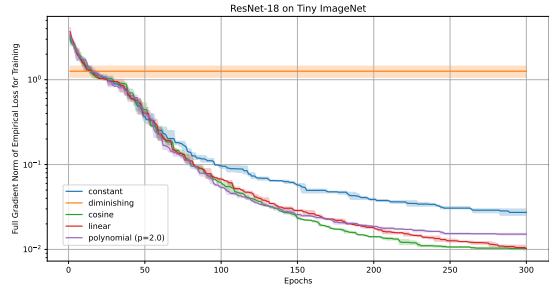
(d) Test accuracy score versus epochs

Figure 13: (a) Increasing learning rates and increasing batch sizes based on $\delta = 2, 3, 4$, (b) full gradient norm of empirical loss, (c) empirical loss value, and (d) accuracy score in testing for SGD to train Wide-ResNet-28-10 on CIFAR100 dataset.

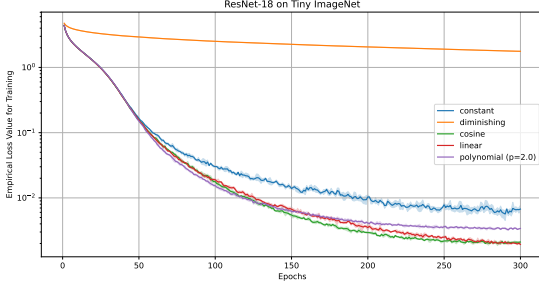
A.6 Training ResNet-18 on Tiny ImageNet



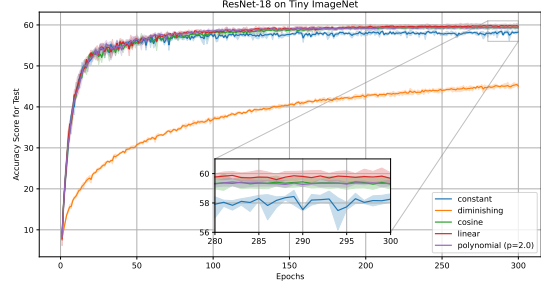
(a) Learning rate η_t and batch size b versus epochs



(b) Full gradient norm $\|\nabla f(\theta_e)\|$ versus epochs

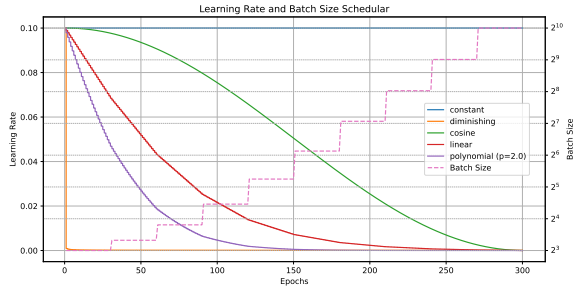


(c) Empirical loss $f(\theta_e)$ versus epochs

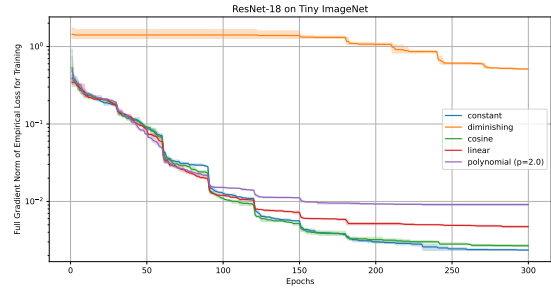


(d) Test accuracy score versus epochs

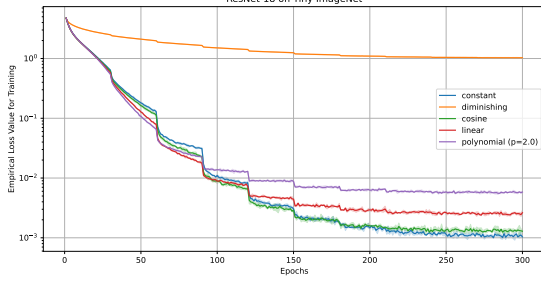
Figure 14: (a) Decaying learning rates (constant, diminishing, cosine, linear, and polynomial) and constant batch size, (b) full gradient norm of empirical loss, (c) empirical loss value, and (d) accuracy score in testing for SGD to train ResNet-18 on Tiny ImageNet dataset.



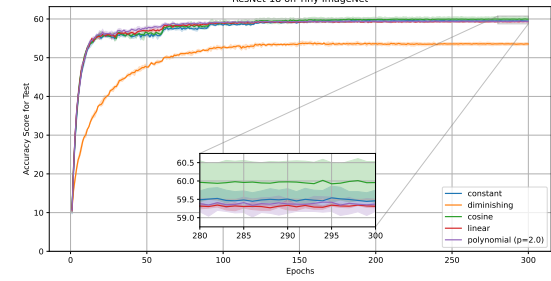
(a) Learning rate η_t and batch size b_t versus epochs



(b) Full gradient norm $\|\nabla f(\theta_e)\|$ versus epochs

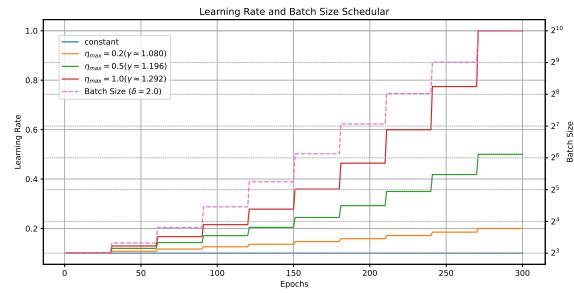


(c) Empirical loss $f(\theta_e)$ versus epochs

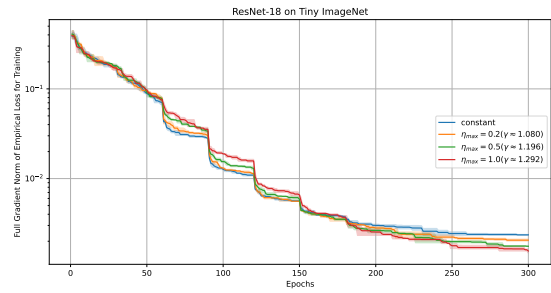


(d) Test accuracy score versus epochs

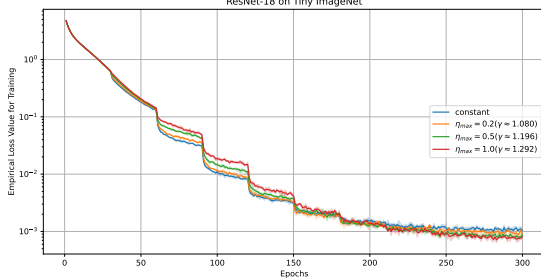
Figure 15: (a) Decaying learning rates and increasing batch size every 30 epochs, (b) full gradient norm of empirical loss, (c) empirical loss value, and (d) accuracy score in testing for SGD to train ResNet-18 on Tiny ImageNet dataset.



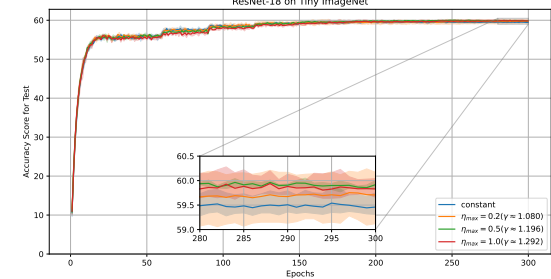
(a) Learning rate η_t and batch size b_t versus epochs



(b) Full gradient norm $\|\nabla f(\theta_e)\|$ versus epochs

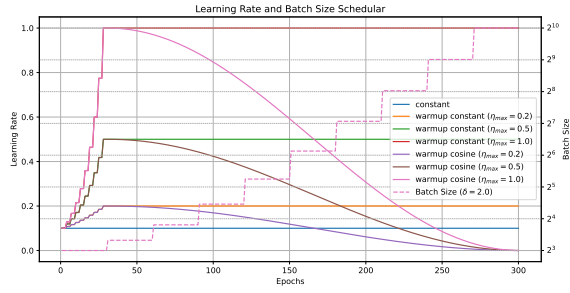


(c) Empirical loss $f(\theta_e)$ versus epochs

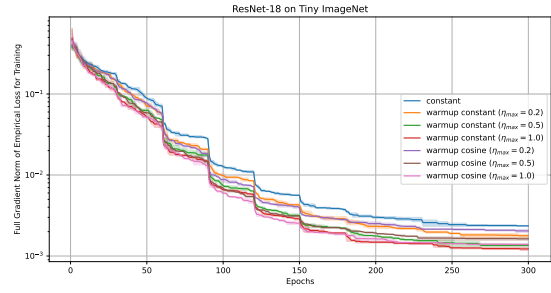


(d) Test accuracy score versus epochs

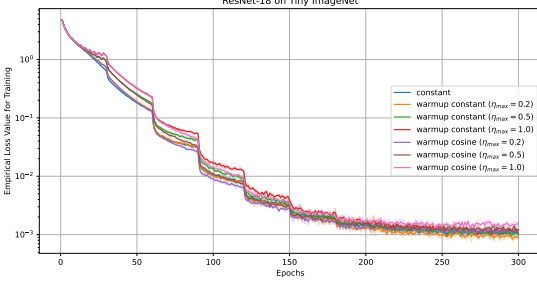
Figure 16: (a) Increasing learning rates ($\eta_{max} = 0.2, 0.5, 1.0$) and increasing batch size every 30 epochs, (b) full gradient norm of empirical loss, (c) empirical loss value, and (d) accuracy score in testing for SGD to train ResNet-18 on Tiny ImageNet dataset.



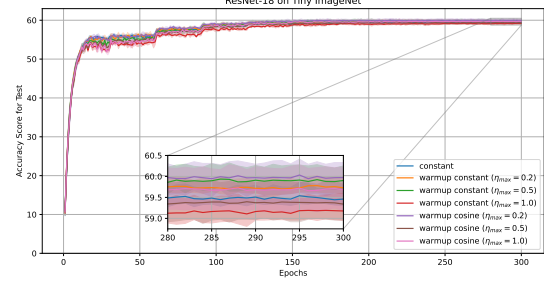
(a) Learning rate η_t and batch size b_t versus epochs



(b) Full gradient norm $\|\nabla f(\theta_e)\|$ versus epochs

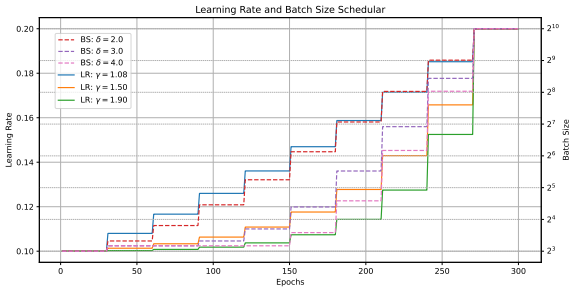


(c) Empirical loss $f(\theta_e)$ versus epochs

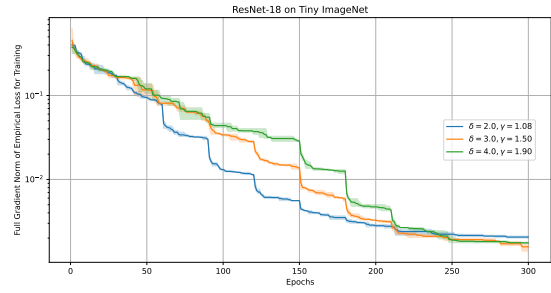


(d) Test accuracy score versus epochs

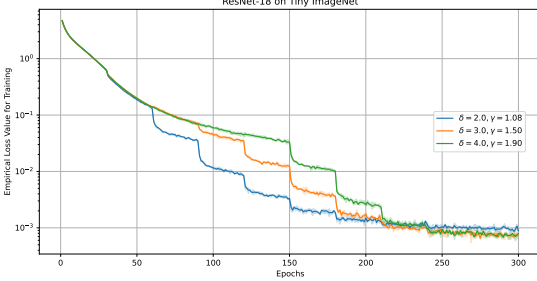
Figure 17: (a) Warm-up learning rates and increasing batch size every 30 epochs, (b) full gradient norm of empirical loss, (c) empirical loss value, and (d) accuracy score in testing for SGD to train ResNet-18 on Tiny ImageNet dataset.



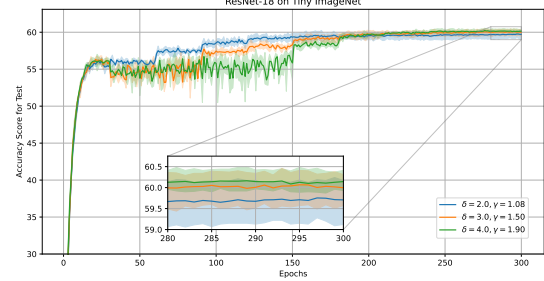
(a) Learning rate η_t and batch size b_t versus epochs



(b) Full gradient norm $\|\nabla f(\theta_e)\|$ versus epochs



(c) Empirical loss $f(\theta_e)$ versus epochs



(d) Test accuracy score versus epochs

Figure 18: (a) Increasing learning rates and increasing batch sizes based on $\delta = 2, 3, 4$, (b) full gradient norm of empirical loss, (c) empirical loss value, and (d) accuracy score in testing for SGD to train ResNet-18 on Tiny ImageNet dataset.