

An efficient heuristic for approximate maximum flow computations in brain connectivity networks

Jingyun Qian* and Georg Hahn

Harvard T.H. Chan School of Public Health, Boston, MA 02115, USA

Abstract

Several concepts borrowed from graph theory are routinely used to better understand the inner workings of the (human) brain. To this end, a connectivity network of the brain is built first, which then allows one to assess quantities such as information flow and information routing via shortest path and maximum flow computations. Since brain networks typically contain several thousand nodes and edges, computational scaling is a key research area. In this contribution, we focus on approximate maximum flow computations in large brain networks. By combining graph partitioning with maximum flow computations, we propose a new approximation algorithm for the computation of the maximum flow with runtime $O(|V||E|^2/k^2)$ compared to the usual runtime of $O(|V||E|^2)$ for the Edmonds-Karp algorithm, where V is the set of vertices, E is the set of edges, and k is the number of partitions. We assess both accuracy and runtime of the proposed algorithm on simulated graphs as well as on graphs downloaded from the Brain Networks Data Repository (<https://networkrepository.com/>).

Keywords: Approximation, Brain Connectivity Network, Edmonds Karp, Graph, Heuristic, Maximum Flow.

1 Introduction

The human brain is studied from a variety of standpoints, for instance with respect to biological, medical, and graph theoretical aspects [13, 11]. Since the neurons and synapses in the brain form a natural network structure, a graph theoretical approach suggests itself for modelling and investigating certain properties of the brain.

*Corresponding author: jingyun_qian@hsph.harvard.edu

Among others, information flow and information routing are two popular topics that have been studied in the literature with the help of graph theory. This includes models of information transfer in the structural brain network and their relationship to functional connectivity [10], new metrics to study the length of paths of cortical regions in the brain [7], or resting state functional connectivity [6]. Similar contributions have been made to understand the routing of communication by mapping them to routes in a network [9]. In this contribution, we focus on the computation of the maximum flow through a connectivity network, which is hoped to be a proxy of information flow in the brain. In the context of neuroscience, we assume the number of dendrites or axons between two neurons to be the maximum of flow.

The maximum flow in a capacitated and directed network from a source node to a sink node is defined as the maximum capacity that can be routed from the source to the sink via any directed path. This classic graph problem has been studied since the 1950s, with the two most prominent algorithms being the one of [5] and the implementation presented by [3]. Here, the capacities on the edges can be arbitrary (as long as they are positive). The interpretation of the capacities is context dependent, and in the field of brain connectivity networks the capacities usually encode some measure of information content.

Since brain connectivity networks can contain several thousand nodes and up to millions of edges, the computation of the maximum flow is not straightforward. This is due to the fact that the runtime of the algorithm of [3] scales as $O(|V||E|^2)$ for an input graph/network $N = (V, E)$, where V is the set of vertices, E is the set of edges, and $|\cdot|$ denotes the cardinality of a set. At the same time, we assume that the underlying brain network G was measured experimentally and contains noise or errors, meaning that the maximum flow is only defined up to measurement errors in the network connectivity and the edge capacities. We therefore seek to derive an algorithm with a more favorable runtime scaling, at the expense of computing an approximate maximum flow. We aim to attempt this by combining graph partitioning with maximum flow computations using the partitioning algorithm of [8]. This yields an approximation algorithm with runtime $O(|V||E|^2/k^2)$ compared to the usual runtime of $O(|V||E|^2)$ for the algorithm of [3], where $k \in \mathbb{N}$ is the number of partitions. We assess both accuracy and runtime of the proposed algorithm on simulated graphs as well as graphs downloaded from the Brain Networks Data Repository [12].

This article is structured as follows. In Section 2 we introduce a formal definition of the

maximum flow problem, as well as the algorithms of [3] and [8] which we use. We then present our approximation algorithm and derive its reduced runtime compared to the original maximum flow algorithms. Section 3 presents experimental results to investigate accuracy and runtime of our method, both on simulated networks and on networks downloaded from the Brain Networks Data Repository [12]. In particular, we experimentally verify the reduced runtime scaling. The article concludes with a discussion in Section 4.

2 Methods

This section starts with a brief review of the maximum flow problem (Section 2.1), the classical Edmonds-Karp algorithm (Section 2.2), and the Kernighan-Lin partitioning algorithm (Section 2.3), which serve as the basis of the proposed graph partitioning heuristic for the maximum flow problem. Our heuristic is presented in Section 2.4. We conclude with a derivation of the runtime of the proposed heuristic in Section 2.5.

2.1 Problem specification

Our proposed heuristic for efficiently computing a maximum flow in a network aims to reduce the computational costs by computing the flow on partitions of the graph only. To this end, we start by formally defining both the maximum flow and the graph partitioning problem.

Let $N = (V, E)$ be a capacitated network with source $s \in V$ and sink $t \in V$, where V denotes the set of vertices and $E \subseteq V \times V$ denotes the set of edges. The capacity of an edge is the maximum amount of flow that can pass through it, denoted as c_{uv} for any edge $(u, v) \in E$.

The flow in the network N is a map $f : E \mapsto \mathbb{R}$ satisfying the following two constraints. First, the flow through an edge $(u, v) \in E$, denoted with f_{uv} , cannot exceed the capacity of the edge, thus $f_{uv} \leq c_{uv}$ for all $(u, v) \in E$ (capacity constraint). Second, the sum of flows entering any vertex v must equal the sum of flows exiting that vertex, thus $\sum_{u:(u,v) \in E, f_{uv} > 0} f_{uv} = \sum_{u:(v,u) \in E, f_{vu} > 0} f_{vu}$ for all vertices $v \in V \setminus \{s, t\}$ (flow conservation).

The flow value is then formally defined as the amount of flow passing from the source s to the sink t through N , given by $\sum_{v:(s,v) \in E} f_{sv} = \sum_{u:(u,t) \in E} f_{ut}$. Note that due to the flow conservation property, it suffices to define the flow through N from source to sink as the amount leaving s and

entering t , respectively (as done in the aforementioned definition). The maximum flow problem asks to find an assignment of flow f_{sv} that maximizes $\sum_{v:(s,v) \in E} f_{sv} = \sum_{u:(u,t) \in E} f_{ut}$.

Additionally, we require the formal definition of a partition of a graph or network. Let $P_1, P_2 \subseteq V$ be a partitioning of V , meaning that $P_1 \cup P_2 = V$ and $P_1 \cap P_2 = \emptyset$. For a network $N = (V, E)$, we define the set $C = \{e = (u, v) \in E : u \in P_1, v \in P_2\}$ as the set of cut edges between the partitions given by P_1 and P_2 . The graph bi-partitioning problem asks to find a partitioning P_1 and P_2 that minimizes the size of cut edges C while keeping the two partitions balanced, meaning $||P_1| - |P_2|| \leq 1$. By applying bi-partitioning recursively, we can define the partitioning problem in a straightforward fashion for any number of partitions $k \in \mathbb{N}$ that is a power of two.

2.2 The Edmonds-Karp algorithm

The Edmonds-Karp algorithm [3] is a full implementation of the algorithm of Ford-Fulkerson [5] for computing the maximum flow in a capacitated network. Briefly, the algorithm works by using breadth-first search (BFS) to find a so-called augmenting path from the source s to the sink t in $O(|E|)$ time, where for the application of BFS the edge weights are disregarded (which is equivalent to assuming a constant weight of 1 for each edge). Each time a new augmenting path is found, the maximal amount of flow for this path (which corresponds to the minimum of the edge capacities along the path) is pushed along the network. This is repeated until no further augmenting paths exist. A detailed analysis of its runtime shows that the Edmonds-Karp algorithm runs in $O(|V||E|^2)$ time [2].

2.3 The Kernighan-Lin partitioning algorithm

The Kernighan-Lin algorithm is a heuristic method for computing a bi-partitioning of an undirected graph with runtime $O(|V|^2 \log |V|)$ [8]. As outlined in Section 2.1, the aim is to compute two partitions having the same or nearly the same size while minimizing the number of cut edges between them. In our application, we focus on the number of cut edges only, thus disregarding the edge weights. To compute more than two partitions, we implement the Kernighan-Lin algorithm recursively to achieve a 2^n -partitioning, where n represents the level or the iterations of the bi-partitioning we run.

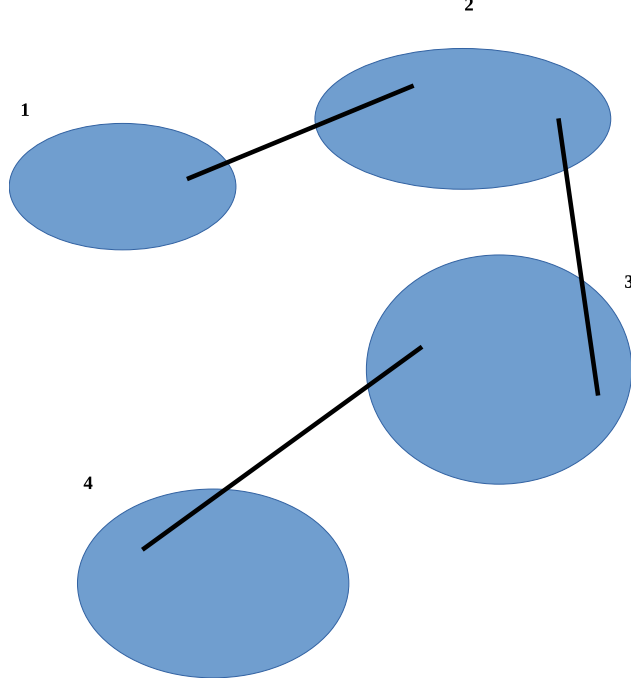


Figure 1: Schematic idea of the computation of the maximum flow between and within partitions.

2.4 A heuristic for computing the maximum flow

Our heuristic algorithm strategically partitions the graph into k parts for $k \in \mathbb{N}$ to speed up the computation of the maximum flow for each subgraph. The idea of the heuristic is visualized in Figure 1. It is based on the fact that a heuristic partitioning of a graph can be computed cheaply, and that the computation of the flow for the partitions separately is computationally cheaper than on the entire graph. We thus first partition the graph into k partitions using a recursive application of the Kernighan-Lin algorithm. The choice of $k \in \mathbb{N}$ is arbitrary and will be investigated later.

After partitioning, two scenarios are possible for computing the flow between some source node s and sink t . If s and t reside in the same cluster post partitioning, the maximum flow within their partition from s to t is assumed to be a good approximation of the actual maximum flow. On the other hand, if s and t are in separate clusters, we treat each cluster subgraph as a “supernode” and approximate the maximum flow within each cluster as the flow between two randomly chosen vertices. Other choices, which we did not yet improve, could involve using distance metrics to more judiciously select the nodes that connect the clusters.

After the flow in each cluster is computed, we conceptualize the network N as consisting of k supernodes, with each supernode being one cluster. Two supernodes are connected with an edge

Algorithm 1: Heuristic Maximum Flow Algorithm

input: network $N = (V, E)$, number of partitions $k \in \mathbb{N}$, source $s \in V$, sink $t \in V$;

- 1 Compute k partitions C_1, \dots, C_k of N with Kernighan-Lin;
- 2 Let $i, j \in \{1, \dots, k\}$ denote the indices of the partitions containing s and t , respectively;
- 3 **if** $C_i = C_j$ **then**
- 4 Extract subgraph G_i induced by C_i ;
- 5 Compute maximum flow f in G_i from s to t ;
- 6 **return** f ;
- 7 **else**
- 8 Compute maximum flow values f_r for partition C_r for $r \in \{1, \dots, k\}$, where for f_i the flow is from the source s to a random node, for f_j the flow is from a random node to the sink t , and for all others between random nodes;
- 9 $G' \leftarrow$ graph induced by the partitions C_1, \dots, C_k and edges between them;
- 10 $f_{G'} \leftarrow 0$;
- 11 **while** \exists path in G' from C_i to C_j **do**
- 12 Find the shortest path p from C_i to C_j ;
- 13 Let $\mu \leftarrow \min_{r: C_r \in p} f_r$ be the minimal flow value along p ;
- 14 $f_{G'} \leftarrow f_{G'} + \mu$;
- 15 Reduce flow along p , that is $f_r \leftarrow f_r - \mu$ for all r such that $C_r \in p$;
- 16 If $f_r = 0$ then remove C_r for all $r \in \{1, \dots, k\}$;
- 17 **end**
- 18 **return** $f_{G'}$
- 19 **end**

of infinite capacity if their corresponding clusters share at least one edge. This directed connection matrix allows our approach to adapt to various graph types. The overall maximum flow is then determined by identifying all (shortest) paths between the two supernodes containing s and t . The final flow approximation is computed as the sum of all flows which can be pushed from the supernode containing s to the supernode containing t , while respecting the constraints that the flow through a supernode (which is a cluster) cannot exceed the previously computed maximum flow in that cluster.

Our proposed heuristic is summarized in Algorithm 1. Its input are a network $N = (V, E)$ for which the maximum flow is sought between some input source $s \in V$ and sink $t \in V$, and the number of partitions $k \in \mathbb{N}$ used for the approximation.

Algorithm 1 starts by running the Kernighan-Lin algorithm to compute k partitions C_1, \dots, C_k of N . Moreover, the indices $i, j \in \{1, \dots, k\}$ of the partitions containing s and t are determined. Then, two cases are being distinguished. First, if the source and the sink are in the same partition $C_i = C_j$, we approximate the maximum flow by computing it within C_i only. Second, we consider

the case where s and t are not located within the same partition. In this case, we compute the maximum flow f_r in each partition C_r , where $r \in \{1, \dots, k\}$. Note that for C_i containing the source $s \in V$, we compute the maximum flow between s and a random node, which serves as a proxy for the node connecting the partition to another partition in a flow computation. Similarly, for C_j containing the sink t , we compute the maximum flow between a random node and t . For all other partitions, the maximum flow is computed between two random nodes. Finally, we need to assemble the different flows into one approximate flow between s and t . This is done by creating a new graph/network G' in which each cluster (partition) C_i becomes a supernode, and supernodes are connected by an edge of infinite capacity if there exists at least one edge between the corresponding partitions. Note that G' has k vertices and at most k^2 edges, so any computations on G' are independent of $|V|$ or $|E|$. Then, we compute a path between C_i and C_j and determine the minimal amount μ of flow that can be routed along this path, which is restricted by the amounts that can flow through the partitions C_r , $r \in \{1, \dots, k\}$. The amount μ is added to some variable $f_{G'}$ initialized with zero, and after all paths with positive flow are explored, the algorithm terminates and returns $f_{G'}$ as our maximum flow approximation.

2.5 Runtime

The runtime for the heuristic algorithm is determined by four contributions, precise the partitioning step, the computation of the maximum flow in all k partitions, the building of the connectivity graph G' in which each partition is a supernode, and the path computations in G' . In this section, we will discuss all four runtime contributions.

First, the runtime of the bi-partitioning of the Kernighan-Lin algorithm is $O(|V|^2 \log |V|)$. However, we call the Kernighan-Lin algorithm in a recursive fashion on $l \in \mathbb{N}$ partitioning levels, resulting in a partitioning into $k = 2^l$ parts. The runtime can thus be bounded by

$$\sum_{i=1}^l i \left(\left(\frac{|V|}{2^i} \right)^2 \log \left(\frac{|V|}{2^i} \right) \right) \leq \sum_{i=1}^l i \left(\left(\frac{|V|}{2^i} \right)^2 \log |V| \right) \leq |V|^2 \log |V| \sum_{i=1}^{\infty} \frac{i}{4^i}.$$

As the sum $\sum_{i=1}^{\infty} \frac{i}{4^i}$ converges to a constant, the runtime remains of the order of $O(|V|^2 \log |V|)$.

Second, running the Edmonds-Karp algorithm on each partition with $|V|/k$ nodes and $|E|/k$ edges results in a runtime of $O\left(\frac{|V|}{k} \frac{|E|^2}{k^2}\right)$ for each partition. Since we run it for all k partitions, the

overall runtime is accordingly $O\left(\frac{|V||E|^2}{k^2}\right)$.

Third, the connectivity network G' in which each partition is a supernode is constructed in $O(k^2)$, which is also the size of its adjacency matrix.

Fourth, the path computation in G' can be accomplished with the help of, for instance, the Floyd-Warshall algorithm [4, 14] in runtime $O(k^3)$.

Together, the runtime of the entire algorithm is bounded by $O\left(\frac{|V||E|^2}{k^2} + |V|^2 \log |V| + k^3\right)$. For dense graphs, meaning those for which $|E| \simeq |V|^2$, the dominating term in the runtime is $\frac{|V||E|^2}{k^2} \simeq \frac{|V|^5}{k^2}$. Therefore, one would expect a considerable runtime improvement for larger values of k (the number of partitions). Even for sparse graphs with $|E| \simeq |V|$, the dominating term in the runtime is still $\frac{|V||E|^2}{k^2} \simeq \frac{|V|^3}{k^2}$, thus for suitable values of k a considerable runtime improvement is expected.

3 Experimental studies

We start by describing the experimental setting (Section 3.1), followed by a description of the brain network repository whose benchmark graphs we use (Section 3.2). In Section 3.3, we present experimental evidence demonstrating that the runtime of our proposed heuristic scales favorably and as theoretically predicted while maintaining a comparable level of accuracy with respect to the traditional Edmonds-Karp algorithm. These experiments are conducted on sparse and clustered graphs, as well as sparse, non-clustered graphs. In Section 3.4, we apply our heuristic algorithm to graphs downloaded from the brain network repository.

3.1 Setting

To simulate random and/or clustered graphs, we use the NetworkX function *random_partition_graph* and assign weights to all edges which are drawn uniformly at random from the integer set $\{1, \dots, 10\}$. All code was implemented on an Apple M2 Pro Chip running macOS Ventura 13.4, using Python 3.11.5 compiled with Clang 14.0.6. Our simulation setup has four parameters. In particular, one needs to specify the number of clusters, the number of nodes per cluster, and the probabilities of edge formation within (*inp*) and between (*outp*) clusters. For example, in Figure 3.1, we generate a graph with 4 clusters, each containing 10 nodes, with *inp* = 0.5 and *outp* = 0.05. The coloring of

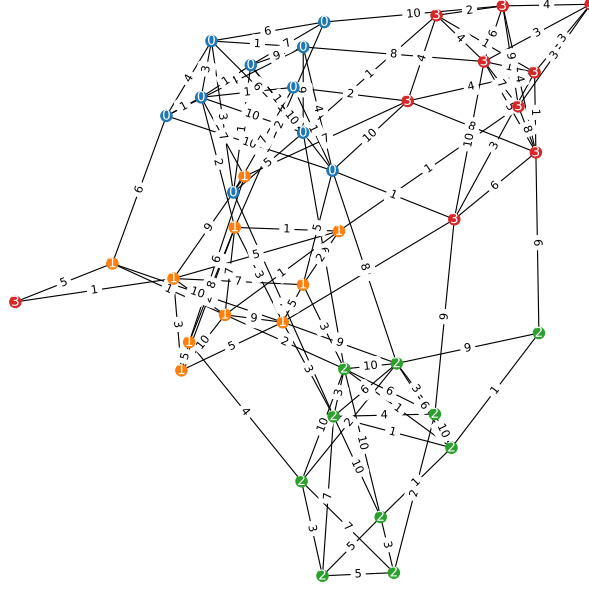


Figure 2: An example of clustered graph of 4 clusters each with 10 nodes, $inp = 0.5$, and $outp = 0.05$. Log scale on both axes.

the graph is chosen to depict the clusters identified by the Kernighan-Lin partitioning algorithm.

3.2 The Brain Networks Data Repository

The Brain Networks Data Repository [12] is the largest real-time interactive repository with thousands of network graphs in more than 30 domains, ranging from biological to social networks. The brain network database aims to provide benchmark network datasets to facilitate scientific studies in machine learning and network science. Specifically, we utilize brain network data organized into adjacency lists, covering a variety of structures including the *Drosophila* medulla, mouse retina and brain, Macaque-rhesus brain, as well as cortical and cerebral regions [1]. Each utilized dataset is given in Section 3.4.

3.3 Simulated clustered graphs

First, we investigate the scaling of Algorithm 1 and measure both the runtime and the computed max-flow value (compared with the classic Edmonds-Karp algorithm). To this end, we apply Algorithm 1 to randomly generated graphs with $k = 2^3$ partitions, where we use a within-cluster edge probability of $inp = 0.01$, and a between-cluster edge probability of $outp = 0.005$. The number of nodes is varied in the range $\{10^2, \dots, 10^5\}$.

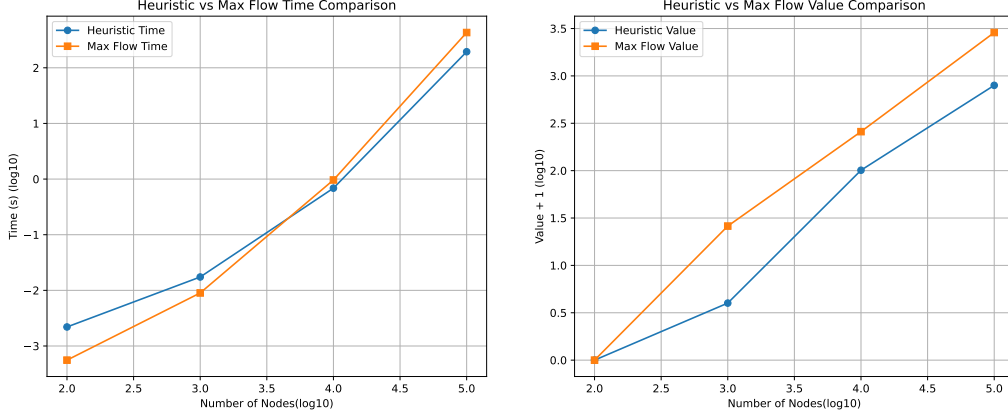


Figure 3: The log runtime (left) and log max-flow value (right) in sparse and clustered graphs as a function of the number of nodes, where $inp = 0.01$ and $outp = 0.005$. The number of assumed clusters is $k = 2^3$. Log scale on both axes.

Figure 3 shows our results. We find that the runtime of our heuristic seems to be comparable to the one of the classic Edmonds-Karp algorithm for a small number of nodes, though the heuristic seems to be faster as the number of nodes increases. At the same time, our heuristic seems to consistently underestimate the flow value in the graph, though the flow value trend is the same as for the classic Edmonds-Karp algorithm.

Second, we repeat the same experiment for sparse and non-clustered graphs in Figure 4. Here, the picture is similar despite the fact that the graphs are generated with both a within-cluster and between-cluster probability of $inp = outp = 0.01$, meaning without cluster structure.

Third, we aim to empirically verify the theoretical runtime of $\frac{|V||E|^2}{k^2}$ of Algorithm 1 derived in Section 2.5. In particular, we aim to verify the dependence k^{-2} on the number of partitions $k \in \mathbb{N}$. To this end, we fix the between-cluster probability $outp = 0.005$ and the within-cluster probability $inp = 0.01$, and generate random graphs with a varying number of nodes from 100 to 1000 in steps of 200. We record the runtime of Algorithm 1 as a function of $k = 2^l$, where $l \in \{0, 2, 4, 6, 8, 10\}$. All results are averages over 100 repetitions. To demonstrate the theoretical runtime dependence of $\frac{|V||E|^2}{k^2}$ on the number of partitions $k = 2^l$, we compute the ratio of the empirically measured runtimes for any $k = 2^l$ with $l > 0$ to the case $l = 0$ (that is, to the empirical runtime for $k = 2^0 = 1$ partition), thus expecting a $2\log(k)$ -fold decrease in runtime on the log scale.

Our results are shown in Figure 5. Two observations are noteworthy. First, Figure 5 (left)

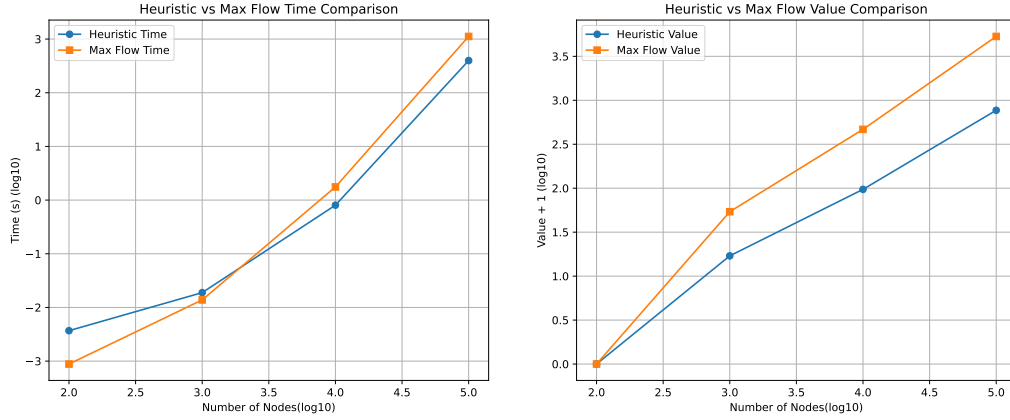


Figure 4: The log runtime (left) and log max-flow value (right) in sparse and non-clustered graphs as a function of the number of nodes, where $inp = 0.01$ and $outp = 0.01$. The number of assumed clusters is $k = 2^3$. Log scale on both axes.

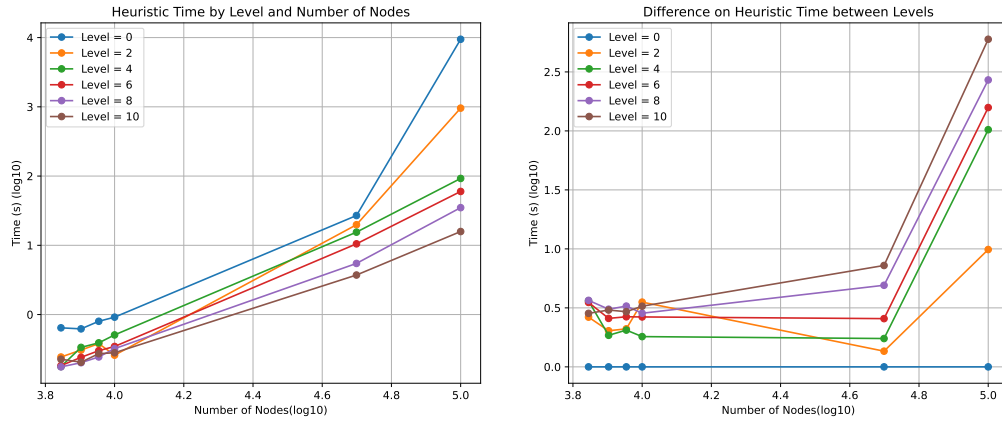


Figure 5: The log runtime (left) as a function of the number of partitions 2^l , where the level $l = \{0, 2, 4, 6, 8, 10\}$ is given in the legend. The ratio of the runtime for any level $l > 0$ to the one at $l = 0$ (right). Log scale on both axes.

Data	Nodes	Edges	Heuristic Time	Max-flow Time	Heuristic Value	Exact Value
Drosophila Medulla	1781	9735	0.047	0.054	145	145
Mouse Retina	1076	90811	0.336	0.251	205	307
Macaque-rhesus Brain	242	4090	0.006	0.012	25	30
Mouse Brain	213	21807	0.022	0.085	52	84
Macaque-rhesus Cortical	93	2667	0.002	0.006	13	28
Macaque-rhesus Cerebral	91	1615	0.006	0.006	11	20

Table 1: Algorithm performance on graphs downloaded from the Brain Network Data Repository.

demonstrates that as expected, the runtimes decrease as k increases. Second, Figure 5 (right) shows the ratios of the runtimes to the baseline case. We observe that indeed, for the most part, the ratios are constant apart from the case of a large number of nodes. However, the value of the ratios differs from the predicted value of $2 \log(k)$, a fact that is attributed to measurement error.

3.4 Application to brain network graphs

To test our model on real-world data, we apply Algorithm 1 to 6 different datasets with at most 2000 nodes. To avoid obtaining a zero maximum flow value (which occurs for any pair of nodes that is not connected by a path), we randomly selected source and sink nodes from the top 20 nodes with the highest degree.

Results are presented in Table 1, showing the graph characteristics (name, number of nodes and edges), the runtime of Algorithm 1 and the obtained maximum flow value, as well as the runtime and flow value for the exact max-flow computation with the Edmonds-Karp algorithm. The fastest runtimes are highlighted in bold font. The table illustrates that Algorithm 1 is generally faster than the classic Edmonds-Karp algorithm, yet Algorithm 1 is able to closely approximate the exact maximum flow values.

4 Discussion

This article presents a new approximation algorithm to compute the maximum flow of a capacitated network. Our algorithm is designed for clustered graphs, based on the observation that a heuristic partitioning of a graph can be computed cheaply, and that the computation of the maximum flow for the partitions separately is computationally cheaper than on the entire graph.

We demonstrate that the runtime of our algorithm is proportional to $\frac{|V||E|^2}{k^2}$, where V is the vertex set, E is the edge set, and k is the number of partitions, thus considerably reducing the runtime for graphs that can be clustered into a larger number of partitions.

In an experimental section, we showcase both accuracy and runtime of our heuristic using simulated networks and networks downloaded from the Brain Network Data Repository. Our empirical results confirm that the runtime indeed decreases as the number of partitions k increases, and that on real-world graphs, our heuristic is able to compute approximate maximum flow values of high quality while having a faster runtime.

Acknowledgements

The authors gratefully acknowledge the contributors of the Brain Networks Data Repository.

References

- [1] Katrin Amunts, Claude Lepage, Louis Borgeat, Hartmut Mohlberg, Timo Dickscheid, Marc-Étienne Rousseau, Sebastian Bludau, Pierre-Louis Bazin, Lindsay B. Lewis, Ana-Maria Oros-Peusquens, Nadim J. Shah, Thomas Lippert, Karl Zilles, and Alan C. Evans. BigBrain: An Ultrahigh-Resolution 3D Human Brain Model. *Science*, 340(6139):1472–1475, 2013.
- [2] Thomas Cormen, Charles Leiserson, Ronald Rivest, and Clifford Stein. *Introduction to Algorithms (Third edition)*. MIT Press, 2009.
- [3] Jack Edmonds and Richard Karp. Theoretical improvements in algorithmic efficiency for network flow problems. *Journal of the ACM*, 19(2):248–264, 1972.
- [4] Robert W. Floyd. Algorithm 97: Shortest Path. *Communications of the ACM*, 5(6):345, 1962.
- [5] L. Ford and D. Fulkerson. Maximal flow through a network. *Canadian Journal of Mathematics*, 8:399–404, 1956.
- [6] Joaquin Goñi, Martijn P. van den Heuvel, Andrea Avena-Koenigsberger, Nieves Velez de Mendizabal, Richard F. Betzel, Alessandra Griffa, Patric Hagmann, Bernat Corominas-Murtra,

- Jean-Philippe Thiran, , and Olaf Sporns. Resting-brain functional connectivity predicted by analytic measures of network communication. *Proc Natl Acad Sci*, 111(2):833–838, 2013.
- [7] Neda Jahanshad, Gautam Prasad, Arthur W. Toga, Katie L. McMahon, Greig I. de Zubicaray, Nicholas G. Martin, Margaret J. Wright, and Paul M. Thompson. Genetics of Path Lengths in Brain Connectivity Networks: HARDI-Based Maps in 457 Adults. *Multimodal Brain Image Anal*, 7509:29–40, 2012.
- [8] B. Kernighan and S. Lin. An efficient heuristic procedure for partitioning graphs. *Bell System Technical Journal*, 49:291–307, 1970.
- [9] Jil Meier, Prejaas Tewarie, and Piet Van Mieghem. The Union of Shortest Path Trees of Functional Brain Networks. *Brain Connect*, 5(9):575–81, 2015.
- [10] Josh Neudorf, Shaylyn Kress, and Ron Borowsky. Comparing models of information transfer in the structural brain network and their relationship to functional connectivity: diffusion versus shortest path routing. *Brain Structure and Function*, 228:651–662, 2023.
- [11] Luiz Pessoa. Understanding brain networks and brain organization. *Phys Life Rev*, 11(3):400–435, 2014.
- [12] Ryan A. Rossi and Nesreen K. Ahmed. The Network Data Repository with Interactive Graph Analytics and Visualization. In *AAAI*, 2015. <https://networkrepository.com>.
- [13] Olaf Sporns. Structure and function of complex brain networks. *Dialogues Clin Neurosci*, 15(3):247–262, 2013.
- [14] Stephen Warshall. A theorem on Boolean matrices. *Journal of the ACM*, 9(1):11–12, 1962.