

Deep Neural Network-Based Sign Language Recognition: A Comprehensive Approach Using Transfer Learning with Explainability

A. E. M Ridwan*

Computer Science and Engineering
BRAC University
Dhaka, Bangladesh
a.e.m.ridwan@g.bracu.ac.bd

Mushfiqul Islam Chowdhury*

Computer Science and Engineering
BRAC University
Dhaka, Bangladesh
mushfiqul.islam.chowdhury@g.bracu.ac.bd

Mekhala Mariam Mary

Computer Science and Engineering
BRAC University
Dhaka, Bangladesh
mekhalamariam@gmail.com

Md Tahmid Chowdhury Abir

Computer Science and Engineering
BRAC University
Dhaka, Bangladesh
md.tahmid.chowdhury.abir@g.bracu.ac.bd

Abstract—To promote inclusion and ensuring effective communication for those who rely on sign language as their main form of communication, sign language recognition (SLR) is crucial. Sign language recognition (SLR) seamlessly incorporates with diverse technology, enhancing accessibility for the deaf community by facilitating their use of digital platforms, video calls, and communication devices. To effectively solve this problem, we suggest a novel solution that uses a deep neural network to fully automate sign language recognition. This methodology integrates sophisticated preprocessing methodologies to optimise the overall performance. The architectures resnet, inception, xception, and vgg are utilised to selectively categorise images of sign language. We prepared a DNN architecture and merged it with the preprocessing architectures. In the post-processing phase, we utilised the SHAP deep explainer, which is based on cooperative game theory, to quantify the influence of specific features on the output of a machine learning model. Bhutanese-Sign-Language (BSL) dataset was used for training and testing the suggested technique. While training on Bhutanese-Sign-Language (BSL) dataset, overall ResNet50 with the DNN model performed better accuracy which is 98.90%. Our model's ability to provide informational clarity was assessed using the SHAP (SHapley Additive exPlanations) method. In part to its considerable robustness and reliability, the proposed methodological approach can be used to develop a fully automated system for sign language recognition.

Index Terms—Sign Language Recognition (SLR), Deep Neural Network, Deep learning, Transfer learning, Bhutanese-Sign-Language (BSL)

I. INTRODUCTION

Recognizing and interpreting hand movements, such as sign language, has become a crucial technology in the field of human-computer interaction with a wide range of applications. Hand gesture recognition (HGR) encompasses machine vision, signal analysis, pattern identification, and human-computer interaction [1]. It's sub-branch Sign language is a sophisticated

and nuanced mode of communication that surpasses the limitations of verbal language, especially for those who are hard of hearing or deaf. The transmission of meaning is dependent on the use of visual-manual gestures, facial emotions, and body movements.

Complex forms of verbal communication, such as American Sign Language (ASL) and British Sign Language (BSL), play a vital role in facilitating communication for those who are deaf or have hearing impairments. Sign language caters to the unique linguistic needs of various communities and enables complex and culturally diverse communication by employing its inherent syntax and vocabulary, going beyond mere manual motions. This introduction recognises the legitimacy of sign language and its essential use in educational, public, and legal contexts. Skilled interpreters are responsible for upholding this practice, as they are dedicated to facilitating communication and promoting inclusively for those with diverse language requirements.

This study focuses on the specific topic of static sign language recognition (SLR) as its major subject since the deaf community frequently employs the capacity to read hand movements that match to letters and numbers as their primary form of communication. Recently, deep learning has become increasingly popular as a technique for use in the field of hand gesture recognition (HGR).

This paper made the following contribution, which are summarized below:

- Architecting a Deep Neural Network (DNN) for Classification on Bhutanese-Sign-Language (BSL)
- Evaluating the Efficacy of Various Transfer Learning Models as Feature Extractors for our Architected Model with accuracy of 98.90% for ResNet50, 95.47% for Inceptionv3, and 98.80% for Xception.

*These authors contributed equally to this work.

- Elucidating Model Outputs by employing Xplable AI to draw Insights from Training Procedures and Data Characteristics.

In Section II, we briefly examine the relevant literature. The experimental materials and procedures are outlined in Section III. The accessible datasets are also described in section IV. Pre-processing the data is shown in Section V. Section VI includes a concise summary of the proposed architecture, while Section VII details the evaluation matrix. Experimental results are presented in Section VIII and IX where the existing study on different datasets are compared with the efficiency of our built network. Section X provides conclusion.

II. LITERATURE REVIEW

This section will provide a concise overview of the research work pertaining to our study.

Ozcan et al. [3] suggested using a transfer learning-based Convolutional Neural Network (CNN) to identify human motions. During their research, they achieved 98.40% success rate for ABC tuned-CNN and 98.09% success rate for Thomas Moeslund’s gesture recognition dataset. Abeer et al. [4] converted grayscale images to three-channel images for hand gesture recognition. They implemented ResNet50 [11] and MobileNetV2 [13] architectures to obtain 97% accuracy. Another study by Karsh et al. [5] introduced a two-phase deep learning-based technique dubbed modified inception v3 (mIV3Net) to overcome the problems of complicated backdrops and inter-class similarities in current hand gesture recognition (HGR) systems. Improved gesture recognition across five different datasets is shown using the proposed method, which involves the exploration of different transfer learning techniques and the optimisation of model performance through hyper-parameter tuning. In a similar study, Kothadiya et al. [6] applied Attention-based ensemble learning to improve sign language recognition and introduced an architecture featuring eXplainable Artificial Intelligence (XAI) for sign language recognition. They also presented actual evidence showcasing the interpretability and decision-oriented aspect of the suggested methodology utilizing Explainable AI [12] techniques. Beser et al. [7] utilized a technique for recognising sign language based on capsule networks (CapsNet) [8]. Changes were made to CapsNet’s batch size, convolution layer, filter size, and augmentation of data. In their experimental experiments, they found an average success rate of 94.2% using the sign language digits dataset. Das et al. [9] investigates the effectiveness of sign language recognition with a particular focus on ASL (American Sign Language). Using retraining and testing on an Inception v3-based convolutional neural network [10], the research achieves a validation accuracy of greater than 90%. Wu et al. [14] addressed the underutilization of the Xception model [15] in scene image classification and proposes an Xception-based transfer learning strategy, demonstrating its superior performance in comparison to Inception-V3. Improved model performance and practicality are the results of Xception-based transfer learning, which the study proves to be effective in scene picture categorization and which

also stands out for its generalizability, robustness, and capacity to avoid overfitting. Feng et al. [17] proposed the critical nature of gesture recognition technology in human-computer interaction (HCI) is significantly hampered by the fact that it is highly susceptible to illumination conditions. By extracting HOG features from gestures and classifying them with Support Vector Machines (SVMs), the paper addresses the issue and achieves high recognition rates even in varying illumination conditions. Islam et al. [18] investigated the role that hand gestures have in human-computer interaction and put forth a Convolutional Neural Network (CNN)-based static hand gesture identification technique. The model obtains a greater accuracy of 97.12% with data augmentation approaches than it does without augmentation, proving the efficacy of CNNs in identifying intricate and non-linear correlations among images.

Using a scalable strategy that integrates preprocessing, model training, and postprocessing, we provide a deep neural network-based approach to fully automated sign language recognition (SLR). We fed the dataset into the transfer learning (TL) model without its top layer to extract features, with all layers purposely frozen to maintain pre-trained weights. Later, for adaptation, a custom classification layer was introduced, reshaping the picture data using an input tensor. We employed dense layers with dropout for regularisation. ResNet, Inception V3, Xception, and VGG architectures and categorical cross-entropy loss, Adam optimizer, and evaluation metrics were used to enhance efficiency of our method which is confirmed by thorough assessments on Bhutanese-Sign-Language (BSL) datasets. At the end of the thorough investigation was carried out to evaluate the model’s ability to clarify information using the SHAP technique.

III. PROPOSED METHODOLOGY

A. Workflow Diagram

The study’s overarching goal is to demonstrate that deep learning techniques, and more especially transfer learning as a feature extraction method, can successfully detect sign language. Subsequently, an examination was conducted to assess the elucidation capabilities of the model utilising the SHAP (SHapley Additive exPlanations) technique.

B. Methodology

This section presents a detailed breakdown of the various components that make up the overall procedure of the study. The Bhutanese-Sign-Language (BSL) datasets were employed in the suggested frameworks, namely vgg16 [16], inceptionv3 [11], resnet16 [10], and expection [15]. We inputted the dataset into the transfer learning (TL) model, excluding its top layer, in order to extract features. Figure 1 illustrates that we intentionally kept all layers frozen to preserve the pre-trained weights. Subsequently, a specialised classification layer was implemented to modify the visual data by utilising an input tensor. We utilised evaluation measures to optimise the efficiency of our approach.

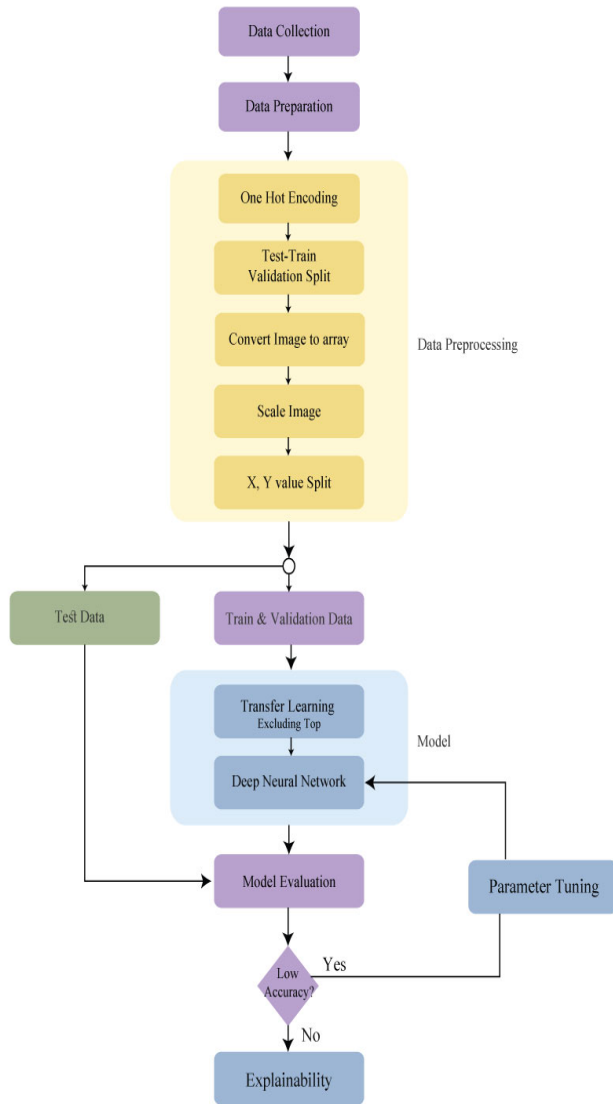


Fig. 1. Work Flow Diagram

IV. DATASET DESCRIPTION

This is Bhutanese-Sign-Language (BSL) [20] of 10 digits. Multiple actors' performances were captured on video before frames were extracted. 20,000 images with varying resolutions (2000 for each class) made up the BSL digits dataset.

V. DATA PREPARATION AND PREPROCESSING

The initial image dimensions were 200x200 pixels, which is presented in Figure 2. After a comprehensive examination of the images, it was determined that they should be resized to 75x75 pixels. This modification was implemented to maintain uniformity in input image dimensions throughout the dataset, thereby preserving all relevant data.

Our dataset consists of ten distinct output classes, each of which was encoded using one-hot encoding. One typical approach, called label encoding, uses numerical values to

represent categorical labels, but it can be biased because it suggests a hierarchy where none exists. To solve this problem, we can utilise one-hot encoding to give numerical values to categorical variables without assuming any sorting. We utilised one hot encoding to classify the data in our dataset. For instance, we need to figure out if the picture of the number 3 represents a 0 or a 1, and similarly for the image of the number 4.

Due to the resource-intensive nature of image datasets, including training, testing, and explanation stages, a strategy was implemented to control memory consumption. Initially, the dataset was divided into distinct sets for training, testing, and validation, followed by data processing in accordance with subsequent procedural requirements.

During the training phase, the train and validation sets were transformed into arrays and then normalized to improve information extraction. These normalized arrays were used to train models. For evaluating and explaining the results of our models, the same sequence of steps was maintained.

VI. PROPOSED ARCHITECTURE

Starting with the transfer learning (TL), we passed the dataset to the TL model without the top layer for feature extraction. We intentionally freeze all layers to prevent the pre-trained weights from being updated during training, we added the custom classification layer later. We defined the input tensor shape as (75, 75, 3) to reshape our image data.

To adapt the TL base model for the specific classification task, a custom classification head was added. The top/head consisted of dense layers with dropout for regularization.

We use a sequential architecture to build a custom classification model. The following layers compose our model shown in Table I: At first, a dense layer with neuron size of 512 units was used with the ReLU activation function. We have tried to reduce overfitting by using a dropout layer with a dropout rate of 0.4, 0.5 and 0.6 separately. Analysis the overall performance of the architecture, a dropout rate of 0.5 had outstand from other dropout layers. However to convert the output matrix of the dense layer into a single array sized value, we used a flatten layer. Sequentially, the output of this flatten layer is passed to a dense layer of 256 units with ReLU activation function and added to another dropout layer.

Next 128 units with ReLU activation in a dense layer were used to train the output from the previous dense layer. A final dropout layer of 0.5 dropout rate is employed. At last, Softmax activation is used on a dense layer with neuron size of 10 units for classification, as there are 10 classes in our image dataset.

Our model is compiled utilizing Adam as the optimizer and categorical cross-entropy as the loss function. We evaluated the accuracy of our model using the evaluation metrics. InceptionV3 and VGG16 models of our proposed architecture are presented respectively in Figure 3 and Figure 4.

We passed the train and validation data in the model for 50 epoch and kept the batch size to 128 for each training iteration. The results are stored in the history variable for further analysis and evaluation.

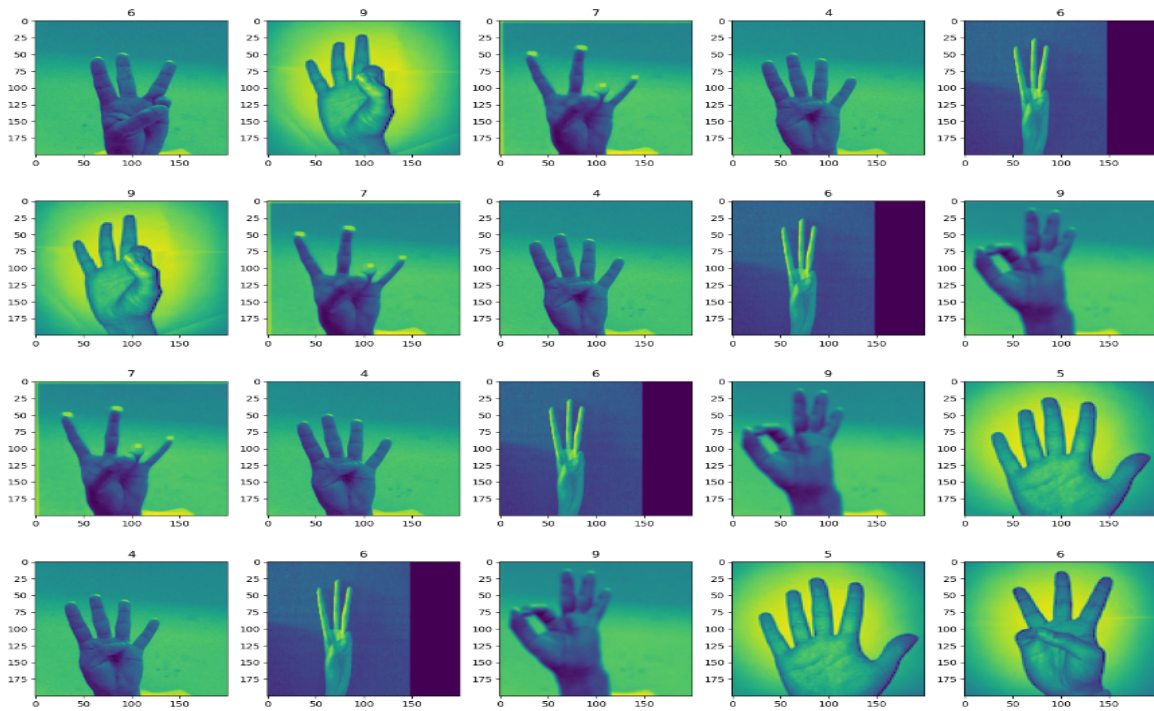


Fig. 2. Representation of Bhutanese Sign Language Dataset

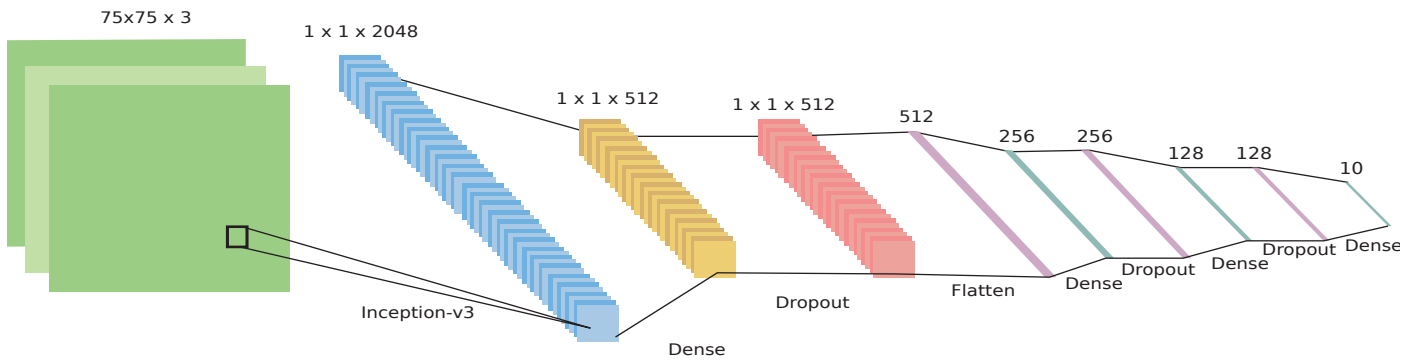


Fig. 3. DNN-inception v3

1) *Vgg16*: The VGG16 architecture is a convolutional neural network specifically developed for the purpose of picture classification. The operation of this system entails the transformation of an input image via a series of convolutional layers. The purpose of each layer is to discern increasingly complex components present in the image. Furthermore, max-pooling layers are integrated into the system in order to efficiently reduce the spatial dimensions of the image. The ultimate layers comprise of fully linked neural networks that acquire the ability to classify the image into predetermined categories.

2) *Inceptionv3*: Google's deep convolutional neural network InceptionV3 has received a lot of praise for how it uses inception modules differently from previous versions. The network's performance in picture categorization, object

identification, and other computer vision tasks is enhanced by these modules, which enable it to effectively capture diverse characteristics at different scales. For better training, we use auxiliary classifiers and batch normalization; for more precise picture classification, we use fully linked layers and global average pooling. The domains of computer vision and transfer learning greatly benefit from InceptionV3 due to its performance and adaptability.

3) *Resnet-50*: ResNet-50 is a widely used deep neural network consisting of 50 layers. It is renowned for utilizing residual blocks to enhance the training of deep networks. ResNet-50 incorporates specialized architectures to enhance computational efficiency, in addition to employing methods such as batch normalization to accelerate the learning process. The procedure concludes by utilizing global average pooling

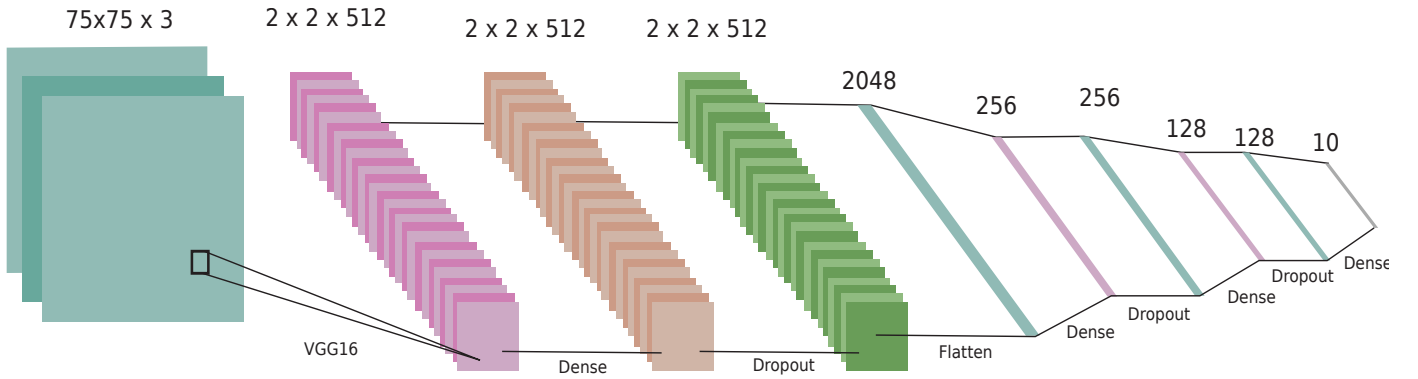


Fig. 4. DNN-VGG16

Transfer learning	Pre-trained on Bhutnese-Sign-Language
Number of layers	ResNet-50 Architecture :50 resnet 8 DNN Inception-v3 Architecture: 42 inception v3 8 DNN Xception Architecture: 35 xception 8 DNN VGG-16 Architecture: 16 VGG 16 8 DNN
Neurons in FC layers	1st 512, 2nd 256, 3rd 128, 4th 10
Activation Function	Relu, Softmax(last layer)
Optimizer	Adam, Learning rate 0.0001
Activation Function	Relu, Softmax(last layer)
Dropout	0.5
Batch size	128
Loss function	Categorical cross entropy
Number of epochs	50 epochs
Total no.of parameters	ResNet-50 Architecture: 2,263,178 trainable, 23,564,800 nontrainable Inception-v3 Architecture: 1,214,602 trainable, 21,802,784 nontrainable Xception Architecture: 821,386 trainable, 14,714,688 nontrainable VGG-16 Architecture: 821,386 trainable, 14,714,688 nontrainable

TABLE I
SUMMARY OF RESNET-50, INCEPTION-V3, XCEPTION, AND VGG-16 MODEL.

and a softmax layer for precise image classification.

4) *Xception*: Xception, short for "Extreme Inception," is a composed architecture of depthwise separable convolution layers [15]. An analysis of Inception modules in convolutional neural networks, establishing them as an intermediate stage between standard convolution and the depthwise separable convolution process, which arises the concept of Xception. Xception demonstrates a marginal enhancement in performance compared to Inception V3 when tested on the ImageNet dataset. However, it significantly outperforms Inception V3 on a bigger picture classification dataset, highlighting its efficient utilisation of parameters despite having the same number of parameters as Inception V3.

5) *Deep Neural Network*: When it comes to modeling and extracting complicated patterns from data, a Deep Neural Network (DNN) is the artificial neural network of choice. The depth of a DNN is what sets it apart from a standard neural network; unlike standard neural networks, DNNs have numerous hidden layers between the input and output layers [19]. Deep neural networks (DNNs) are highly effective at tasks such as image recognition, natural language processing, and more because of their ability to autonomously learn hierarchical characteristics from raw input. Each layer of a

neural network contains artificial neurons that analyze data using weighted sums and activation functions. The network modifies its weights and biases via backpropagation during training to improve predictions and minimize errors.

6) *Dropout*: Dropout is a crucial technique in neural networks to prevent overfitting by avoiding excessive concentration on specific aspects during training. The process involves randomly deactivating certain neurons in each layer, which compels the network to learn from various viewpoints. This enhances the network's resilience and capacity to process new data, hence enhancing its overall performance. Dropout is a common technique in deep learning that enhances the efficiency of networks and improves the accuracy of outputs for various tasks.

7) *activation function*: Rectified linear activation unit (ReLU) is an essential element in the significant advancements in deep learning. It surpasses older activation functions such as sigmoid and tanh.

$$f(x) = \max(0, x) \quad (1)$$

Both the original and derivative forms of the ReLU function are monotonic, as shown by the equation (1). When called with a negative argument, the function prints out zero; when called

with a positive argument, it prints out the positive argument. The result is an output that can take values between zero and infinity.

The softmax function, represented as $\sigma(m)$, is utilized as an activation function in deep learning for tasks involving multi-class categorization. It transforms a set of real numbers into a probability distribution that includes various classes. When assigning probabilities to various classes based on the model's output scores, the softmax function is particularly useful. Here is the softmax function's equation:

$$\sigma(\vec{m})_i = \frac{e^{m_i}}{\sum_{j=1}^K e^{m_j}} \quad (2)$$

In equation (2), σ = softmax, \vec{m} = input vector, e^{m_i} = standard exponential function for input vector, K number of classes in the multi-class classifier, e^{m_j} = standard exponential function for output vector.

8) *loss function (categorical cross entropy)*: The goal is to avoid an extreme outlier in the greatest logit is successfully attained by label-smoothing regularization (LSR). In that case one $s(k)$ would approach 1 while the others converged to 0 [10]. Because unlike $s(k) = \delta_{k,y}$, all $s'(k)$ have a positive lower bound, this would lead to a significant cross-entropy with $s'(k)$. Cross entropy provides a different lens through which to understand LSR: The formula for the entropy of a population, $H(s', r)$, is as follows:

$$H(s', r) = -\sum_{k=1}^K \log r(k) s' = (1-\epsilon)H(s, r) + \epsilon H(t, r) \quad (3)$$

LSR is the same as substituting two losses of cross entropy, $H(s, r)$ and $H(t, r)$, for a single loss of cross entropy, $H(s, r)$ in equation (3).

The projected label distribution r is penalized if it deviates from the prior label distribution t by a factor of 1 in the second loss. Considering that $H(t, r) = DKL(tkr) + H(t)$, where $H(t)$ is a constant, it is clear that the KL divergence may capture this deviation. $H(t, r)$ is a measure of how different the anticipated distribution r is from the uniform distribution t , which might alternatively be assessed (though not equivalently) by negative entropy $H(r)$.

9) *Optimizer ADAM*: The Adam (Adaptive Moment Estimation) optimizer is employed for training deep neural networks. This approach combines the advantageous aspects of two prominent optimisation techniques, specifically RMSprop and Momentum. Adam is well-known for its ingenious method of learning rate adjustment, which ensures a more rapid and consistent convergence to the optimal solution. To achieve this, it integrates concepts from RMSprop and Momentum. In essence, it gains forward motion and modifies the magnitude of its steps in response to gradients in the past. Additionally, it checks for biases to make sure it isn't overly biased in one direction, particularly when training first begins. Because of its versatility, Adam is a great tool for neural network training in general.

10) *SHAP*: The SHapley Additive exPlanations (SHAP) approach has implications in the field of explainable AI. It utilizes concepts from game theory to elucidate the process by which machine learning models generate predictions. SHAP aids in simplifying intricate model decisions by illustrating the significance of each feature in predicting an outcome. This enhances the comprehensibility of models, aids in error detection, uncovers biases, and instills confidence in AI systems. It is utilized across several sectors such as healthcare, banking, and language processing to enhance the transparency and reliability of AI. Its versatility and effectiveness make it an indispensable tool for professionals and individuals involved in understanding and enhancing the behaviour of machine learning models.

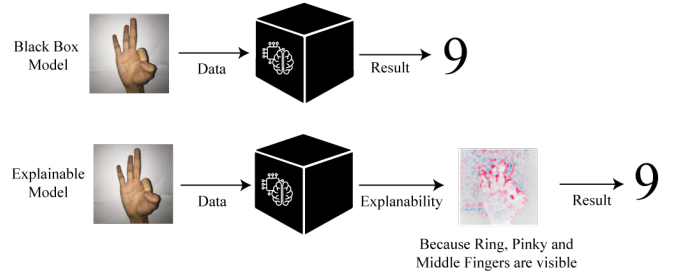


Fig. 5. SHAP

Figure 5 gives insight into the workings of our models' Explainability. The operation of our first machine learning model is opaque, which resembles a black-box model. However, after the application of Explainability, clarity emerges to discern the rationale behind our model's results. This transition enables a deeper understanding of the decision-making process, renouncing light on the previously concealed mechanisms within our architecture.

VII. EVALUATION METRICS

In addition to these two metrics, we also used the precision and recall as well as the F1-score to test each of our modified architectures separately for the 10 classes of Bhutanese numerical sign.

Precision is synonymous with the positive predictive value. Prediction accuracy is measured as the ratio of predicted accurate class values to the total number of predictions. The precision is computed with the help of the equation (4).

$$Precision = \frac{True_Positive}{True_Positive + False_Positive} \quad (4)$$

One definition of recall is the fraction of right predictions as a fraction of the total number of correct class values. The equation (5) is used to calculate the recall.

$$Recall = \frac{True_Positive}{True_Positive + False_Negative} \quad (5)$$

The F-score, sometimes known as the F-measure, is an often used statistical tool. The F1-score reflects the balance between

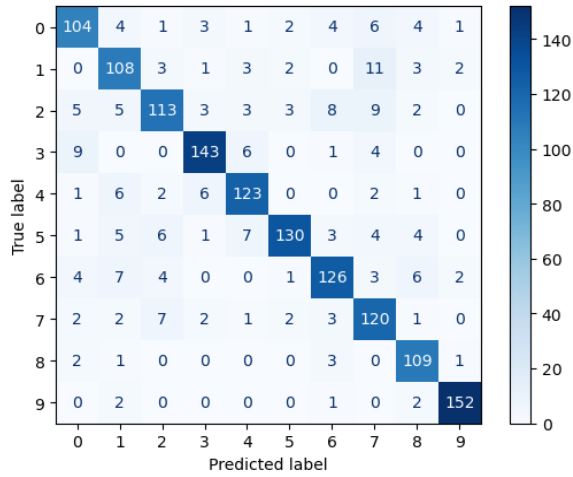


Fig. 6. Inceptionv3 Confusion Matrix

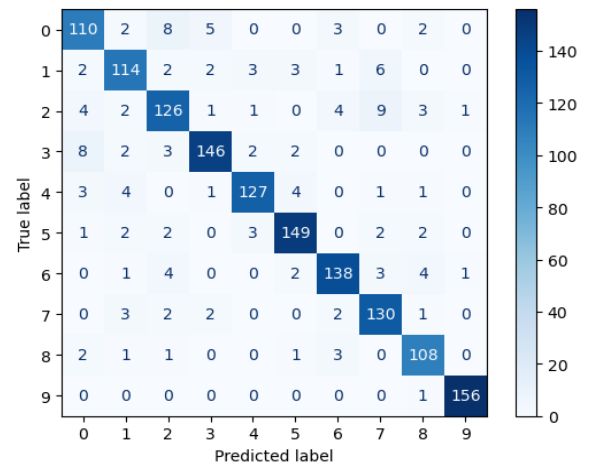


Fig. 7. ResNet-50 Confusion Matrix

precision and recall. The F1-score improves significantly only in the presence of high precision and recall values. F1-score values range from 0 to 1, with higher values indicating more precise classification. The equation (6) is used to determine the F1-score.

$$F1 - score = \frac{2 * Precision * Recall}{Precision + Recall} \quad (6)$$

VIII. RESULT AND DISCUSSION

The hand sign language recognition system’s performance is assessed using a split dataset’s test set. The test set comprises 20,000 images, with a distribution of 70% for the training set, 15% for the validation set, and 15% for the test set. This distribution equates to around 14,000 samples for training, 3,000 samples for validation, and 3,000 samples for testing. The evaluation is based on these 6,000 samples. The accuracies of the two models, Inceptionv3 and ResNet50, ranged from 95.47% to 98.90%. We may infer that the model effectively addresses overfitting during training and attains a test accuracy that closely mirrors the training accuracy, as there is a clear and consistent positive correlation between training accuracy and testing accuracy throughout the 50 epochs.

The confusion matrix provides additional metrics to assess the performance of our model for each class separately. Confusion matrices, as shown in Figure 6-7, are used to evaluate the outcomes of projections. The number of accurate and inaccurate estimations are counted and grouped by category. The confusion matrix is a 10*10 matrix representing the classification results for 10 classes. The white cells in the matrix represent a low cell value, whereas the blue cells represent a higher cell value.

An overview of our findings with various models is illustrated in Table II. The table presents a summary of the results based on the metrics previously discussed. The combined metric, F1-score, indicates that our suggested models perform well by accurately classifying all classes in the test set. With Vgg16, we were able to get a 98.53% training accuracy,

TABLE II
MODEL ACCURACY

Algorithm	Training Accuracy	Test Accuracy	Precision	F1 Score	Recall
Vgg16	98.53%	92.04%	92.33%	92.04%	92.04%
ResNet50	98.90%	90.24%	90.04%	90.24%	90.24%
Inceptionv3	95.47%	84.98%	84.85%	84.98%	84.98%
Xception	98.80%	87.75%	87.59%	87.75%	87.75%

92.04% test accuracy, 92.33% precision, 92.04% F1 score, and 92.04% recall. The training accuracy, test accuracy, recall, F1 score, and precision of ResNet50 are 99.99 percent, 90.24%, 90.24%, and 90.24%, respectively. The metrics we measured with Inceptionv3 model are as follows: training accuracy of 95.47 percent, test accuracy of 84.98%, precision of 84.85%, F1 score of 84.98%, and recall of 84.98%. The training accuracy rates, test accuracy rates, precision rates, F1 score, and recall rates of Xception were 98.80%, 87.75%, 87.59%, and 87.59%, respectively.

A. Explainability of the Model

To enhance the interpretability of our model, we incorporated explainability strategies in our research work. This study employed the SHAP deep explanation, a technique based on cooperative game theory, to assess the influence of individual features on the machine learning model’s output. This strategy offered valuable insights into the importance of features in intricate models.

The effectiveness of the SHAP deep explainer can be seen by the visual representation. In Figure 8, pixels were color-coded according to their value in classifying certain categories. Pixels with higher importance were emphasized in pink, while those with lower importance were highlighted in blue. The vertical axis depicts the class designations, and the horizontal axis reflects the level of resemblance.

The visualization presented in Figure 8 demonstrates that the model assigns significant weight to edge pixels surround-

ing the hand in all categories, particularly when it comes to features related to the fingers.

After conducting a more thorough analysis of the figure, it was observed that during the prediction of the '1' class, the model attributed the greatest significance to the index finger, while assigning relatively lower importance to the area associated with the little finger.

IX. COMPARATIVE ANALYSIS

Researchers have dedicated significant work to developing methods for facilitating communication between individuals who are proficient in speech but unfamiliar with sign language and those who are deaf or hearing-impaired and predominantly utilize sign language. Each culture possesses a unique sign language that differs from other civilizations, leading to countless research being undertaken worldwide across different countries and cultures. Here, we will take a close look at studies that have examined Arabic sign language. Several recent research were reviewed because of their close relevance to our own. Table III displays the results of some of these investigations.

X. CONCLUSION

This paper explores the complexities involved in creating a Deep Neural Network (DNN)-based sophisticated sign language recognition system. The models Resnet-50, Inception-v3, Xception, and VGG-16 were specifically selected to guarantee the robustness and dependability of the system in correctly deciphering sign language gestures. Notably, the inquiry focused on the distinctive linguistic aspects of Bhutanese Sign Language during both the training and assessment phases. Additionally, the study went beyond a simple performance assessment and examined comprehension by using the SHAP (SHapley Additive exPlanations) technique to analyse and comprehend the underlying patterns in the data that were supplied. Although obtaining favourable findings was the main focus of the current study, explainability in model predictions is becoming increasingly important. The paper makes recommendations for potential directions for future research that could use pretrained model integration. In addition to enhancing the system's overall functionality, this strategic improvement seeks to give the DNN's recognition judgements more understandable and transparent justifications. More complex and inclusive communication technologies are being made possible by the dynamic junction of interpretability and accuracy in sign language recognition systems. Expanding upon our prior investigation, our objective is to further examine the interpretability of the model's forecasts through an exploration of the distinct characteristics or recurring patterns detected by the SHAP deep explainer across various sign language gestures. Furthermore, we shall examine the possible ramifications that may arise from the integration of user feedback mechanisms into the system.

REFERENCES

- [1] A. Kojima, M. Izumi, T. Tamura and K. Fukunaga, "Generating natural language description of human behavior from video images," Proceedings 15th International Conference on Pattern Recognition. ICPR-2000, Barcelona, Spain, 2000, pp. 728-731 vol.4, doi: 10.1109/ICPR.2000.903020.
- [2] Czuszyński K, Ruminski J, Kwasniewska A (2018) Gesture recognition with the linear optical sensor and recurrent neural networks. IEEE Sensors J 18(13):5429–5438
- [3] Ozcan, T., Basturk, A. Transfer learning-based convolutional neural networks with heuristic optimization for hand gesture recognition. Neural Comput & Applic 31, 8955–8970 (2019). <https://doi.org/10.1007/s00521-019-04427-y>
- [4] Abeer Alnuaim, Mohammed Zakariah, Wesam Atef Hatamleh, Hussam Tarazi, Vikas Tripathi, Enoch Tetteh Amoatey, "Human-Computer Interaction with Hand Gesture Recognition Using ResNet and MobileNet", Computational Intelligence and Neuroscience, vol. 2022, Article ID 8777355, 16 pages, 2022. <https://doi.org/10.1155/2022/8777355>
- [5] Karsh, B., Laskar, R.H. & Karsh, R.K. mIV3Net: modified inception V3 network for hand gesture recognition. Multimed Tools Appl (2023). <https://doi.org/10.1007/s11042-023-15865-1>
- [6] D. R. Kothadiya, C. M. Bhatt, A. Rehman, F. S. Alamri and T. Saba, "SignExplainer: An Explainable AI-Enabled Framework for Sign Language Recognition With Ensemble Learning," in IEEE Access, vol. 11, pp. 47410-47419, 2023, doi: 10.1109/ACCESS.2023.3274851.
- [7] F. Beger, M. A. Kizrak, B. Bolat and T. Yildirim, "Recognition of sign language using capsule networks," 2018 26th Signal Processing and Communications Applications Conference (SIU), Izmir, Turkey, 2018, pp. 1-4, doi: 10.1109/SIU.2018.8404385.
- [8] Sabour S, Frosst N, Hinton GE (2017) Dynamic routing between capsules. In: Annual conference on neural information processing systems 2017, Long Beach CA USA, pp 3859–3869.
- [9] A. Das, S. Gawde, K. Suratwala and D. Kalbande, "Sign Language Recognition Using Deep Learning on Custom Processed Static Gesture Images," 2018 International Conference on Smart City and Emerging Technology (ICSCET), Mumbai, India, 2018, pp. 1-6, doi: 10.1109/ICSCET.2018.8537248.
- [10] Christian Szegedy et al (2015, Dec 2). Rethinking the Inception Architecture for Computer Vision(2nd ed.) [Online]. Available: <https://arxiv.org/abs/1512.00567>
- [11] K. He, X. Zhang, S. Ren, and J. Sun, "Deep residual learning for image recognition," in Proceedings of the 2016 IEEE Conference on Computer Vision and Pattern Recognition (CVPR), Las Vegas, NV, USA, June 2016.
- [12] *An introduction to explainable AI with Shapley Values (no date) An introduction to explainable AI with Shapley values - SHAP latest documentation.* Available at: https://shap.readthedocs.io/en/latest/example_notebooks/overviews/An%20introduction%20to%20explainable%20AI%20with%20Shapley%20values.html (Accessed: 29 August 2023).
- [13] M. Sandler, A. Howard, M. Zhu, A. Zhmoginov and L.-C. Chen, "MobileNetV2: Inverted Residuals and Linear Bottlenecks," in Proceeding of the 2018 IEEE Conference on Computer Vision and Pattern Recognition (CVPR), 2018, pp. 4510-4520, <https://arxiv.org/abs/1801.04381>
- [14] X. Wu, R. Liu, H. Yang and Z. Chen, "An Xception Based Convolutional Neural Network for Scene Image Classification with Transfer Learning," 2020 2nd International Conference on Information Technology and Computer Application (ITCA), Guangzhou, China, 2020, pp. 262-267, doi: 10.1109/ITCA52113.2020.00063.
- [15] F. Chollet, "Xception: Deep Learning with Depthwise Separable Convolutions," IEEE Conference on Computer Vision and Pattern Recognition, pp. 1251-1258, 2017.
- [16] K. Simonyan, and A. Zisserman, "Very Deep Convolutional Networks for Large-Scale Image Recognition," in Proceedings of the 2015 IEEE Conference on Computer Vision and Pattern Recognition (CVPR).
- [17] K. -p. Feng and F. Yuan, "Static hand gesture recognition based on HOG characters and support vector machines," 2013 2nd International Symposium on Instrumentation and Measurement, Sensor Network and Automation (IMSNA), Toronto, ON, Canada, 2013, pp. 936-938, doi: 10.1109/IMSNA.2013.6743432.
- [18] M. Z. Islam, M. S. Hossain, R. ul Islam and K. Andersson, "Static Hand Gesture Recognition using Convolutional Neural Network with Data

Reference	Dataset	Feature extraction	Accuracy
[3]	Thomas Moeslund's gesture recognition dataset	Transfer Learning Based CNN	around 98%
[4]	ArSL2018	ResNet50 and MobileNetV2	97%
[7]		Capsnet	94.2%
[9]	MUGD, ISL, ArSL, NUS-I, and NUS-II	Inception v3	above 90%
[14]	Intel Image Classification Challenge dataset	Xception	around 90%
Our model	Bhutanese-Sign-Language (BSL)	Vgg16	98.53%
		ResNet50	98.90%
		Inceptionv3	95.47%
		Xception	98.80%

TABLE III
COMPARISON OF RELATED WORK



Fig. 8. Explainability of the Model

Augmentation,” 2019 Joint 8th International Conference on Informatics, Electronics & Vision (ICIEV) and 2019 3rd International Conference on Imaging, Vision & Pattern Recognition (icIVPR), Spokane, WA, USA, 2019, pp. 324-329, doi: 10.1109/ICIEV.2019.8858563.

- [19] Ian Goodfellow, Yoshua Bengio, Aaron Courville, *Deep learning (no date) Deep Learning*. Available at: <https://www.deeplearningbook.org/> (Accessed: 15 September 2023).
- [20] Karma Wangchuk, Panomkhawn Riyamongkol, Rattapoom Waranusast, “Real-time Bhutanese Sign Language digits recognition system using Convolutional Neural Network,” *ICT Express*, Volume 7, Issue 2, 2021, Pages 215-220, ISSN 2405-9595, <https://doi.org/10.1016/j.icte.2020.08.002>.