

Decomposition of surprisal: Unified computational model of ERP components in language processing

Jiaxuan Li and Richard Futrell

{jiaxuan.li, rfutrell}@uci.edu
Department of Language Science
University of California Irvine

Abstract

The functional interpretation of language-related ERP components has been a central debate in psycholinguistics for decades. We advance an information-theoretic model of human language processing in the brain in which incoming linguistic input is processed at first shallowly and later with more depth, with these two kinds of information processing corresponding to distinct electroencephalographic signatures. Formally, we show that the information content (surprisal) of a word in context can be decomposed into two quantities: (A) **heuristic surprise**, which signals shallow processing difficulty for a word, and corresponds with the N400 signal; and (B) **discrepancy signal**, which reflects the discrepancy between shallow and deep interpretations, and corresponds to the P600 signal. Both of these quantities can be estimated straightforwardly using modern NLP models. We validate our theory by successfully simulating ERP patterns elicited by a variety of linguistic manipulations in previously-reported experimental data from six experiments, with successful novel qualitative and quantitative predictions. Our theory is compatible with traditional cognitive theories assuming a ‘good-enough’ heuristic interpretation stage, but with a precise information-theoretic formulation. The model provides an information-theoretic model of ERP components grounded on cognitive processes, and brings us closer to a fully-specified neuro-computational model of language processing.

Keywords: Language processing; Surprisal theory; N400; P600; Information theory

1 Introduction

Human language comprehension is linked to (at least) two distinct and robust event-related potential (ERP) components detectable through electroencephalography: the N400 and P600. The N400 is a negative-going waveform that peaks at around 400 ms after the onset of linguistic signal, whereas the P600 is a positivity at around 600 ms. Since their discovery, a great deal of research has attempted to

ascertain the functional interpretation of these signals in order to shed light on the neural mechanisms of human language processing (Kutas & Hillyard, 1980; Hagoort et al., 1993; Hoeks et al., 2004; A. Kim & Osterhout, 2005; Van Herten et al., 2005; Van Petten & Luka, 2012; Kuperberg, 2007, 2016; Van Petten & Luka, 2012).

In previous work, the N400 and P600 ERP components have been linked to semantic and syntactic anomalies in sentences, and so were taken to indicate some degree of modularity with respect to syntactic and semantic processing (Kutas & Hillyard, 1980; Hagoort et al., 1993). However, a number of studies have found P600 effects in response to semantic violations, with or without a corresponding N400 (A. Kim & Osterhout, 2005; Kuperberg, 2007; Chow et al., 2016; Brouwer et al., 2012; Ryskin et al., 2021; Ito et al., 2016; Van Petten & Luka, 2012). In response to these data, recent psycholinguistic theories have proposed that language comprehension involves a **heuristic interpretation**—a plausible interpretation of the input signal based on a subset of the information in it, which can be formed quickly (Van Herten et al., 2005, 2006; Kuperberg, 2016; Brouwer et al., 2012; Ferreira et al., 2002a; Ferreira & Stacey, 2000; Ferreira & Patson, 2007)—along with an error monitoring process (Li & Ettinger, 2023). The heuristic interpretation may reflect comprehenders’ inferences about plausible meanings given potentially noisy or errorful input (Gibson et al., 2013; Ryskin et al., 2021; Li & Ettinger, 2023). In such theories, the N400 reflects the semantic well-formedness of the heuristic interpretation, whereas P600 reflects a discrepancy between heuristic and literal interpretations.

However, none of the theories have succeeded in explaining the full range of empirical results (see Brouwer et al., 2012, for detailed discussion), and the nature of the heuristic interpretation itself has been under debate and challenging to operationalize. Existing studies must make subjective decisions about possible candidates for heuristic interpretations (Li & Ettinger, 2023; Ryskin et al., 2021), making it difficult to scale up and account for other studies. In addition, these studies are not integrated with more general computational neuroscientific models of other cognitive processes.

We propose an information-theoretic computational-level model of the N400 and P600 ERP components in language processing, based on a model of language comprehension which proceeds from shallow to deep interpretations. Our model is a generalization of Surprisal Theory, an existing probabilistic model of online language comprehension (Hale, 2001; Levy, 2008a). We show that surprisal can be decomposed into two parts: (A) the **heuristic surprise** of the current word within a shallow interpretation, predicting the magnitude of the N400 signal, and (B) a **discrepancy signal** reflecting the difference between the surprisal of the veridical input and the surprisal of the shallow interpretation, predicting the magnitude of the P600 signal. We run qualitative simulations over previously-reported data from three experiments, featuring semantic and syntactic violations, event structure violations, and semantic relatedness priming. We perform further quantitative analyses on three additional experiments, where we show that our quantities for heuristic surprise and discrepancy signal track the N400 and P600 components respectively.

2 Model

Consider a comprehender perceiving a sentence, currently observing word x in the context of (a memory trace of) previously-observed words c . For example, in Figure 1, the context is “The storyteller could turn any story into an amusing ...” and the current word is “antidote”. We propose that the comprehender interprets the input x through a process that extracts as little information from the input as possible while still yielding a reasonably accurate interpretation in most cases.

We formalize this idea by characterizing language comprehension using an **interpretation policy**: a probability distribution $p(w | c, x)$ on interpretations w given perceptual inputs x and context c . The interpretation policy is boundedly rational. It minimizes a **distortion metric**—a measure $d(w, x)$ of how bad it is to form an interpretation w given input x —subject to a constraint on how many bits of information are extracted from the sensory input, corresponding to processing effort. Examples of interpretation policies and their tradeoffs is shown in Figure 1. Given input x = “antidote”, comprehenders may initially perceive “antidote” as w = “anecdote”, a heuristic interpretation that is consistent with prior expectations but which uses only partial information from the input word.

Form of an optimal interpretation policy The comprehenders’ interpretation policy $p(w | c, x)$ is chosen to minimize expected distortion subject to a constraint on the depth of processing. We model depth of processing as the amount of information extracted about the input x (Cheyette & Piantadosi, 2020):

$$\text{Depth} = D_{\text{KL}}[p(w | c, x) || p_0(w | c)], \quad (1)$$

which is the KL divergence (Cover & Thomas, 2006) of the interpretation policy from the comprehender’s prior expectations $p_0(w)$. For a desired level of processing depth, the interpretation policy that minimizes average distortion has the form:

$$p_\lambda(w | c, x) \propto p_0(w | c) e^{-\lambda d(w, x)}, \quad (2)$$

where the scalar λ is selected to achieve the target processing depth.

We define three critical interpretation policies, shown in Fig. 1, which are crucial for our model of ERPs and which give intuition for model behavior. When $\lambda = 0$ (prior interpretation), the policy reduces to $p(w | c, x) = p_0(w | c)$, meaning that the comprehender is taking into account no information from the current input. As $\lambda \rightarrow \infty$ (veridical interpretation), the policy $p_\infty(w | x)$ concentrates all probability mass on interpretations with minimum distortion, that is, on veridical interpretations. When λ is moderate (heuristic interpretation) the interpretation reflects a trade-off between prior expectations and processing depth.

Surprisal decomposition We hold that our measure of processing depth corresponds to the effort involved in processing linguistic input, as reflected in reading times and ERPs. This is in accord with Surprisal Theory, an influential theory of language processing, which holds that reading time for a

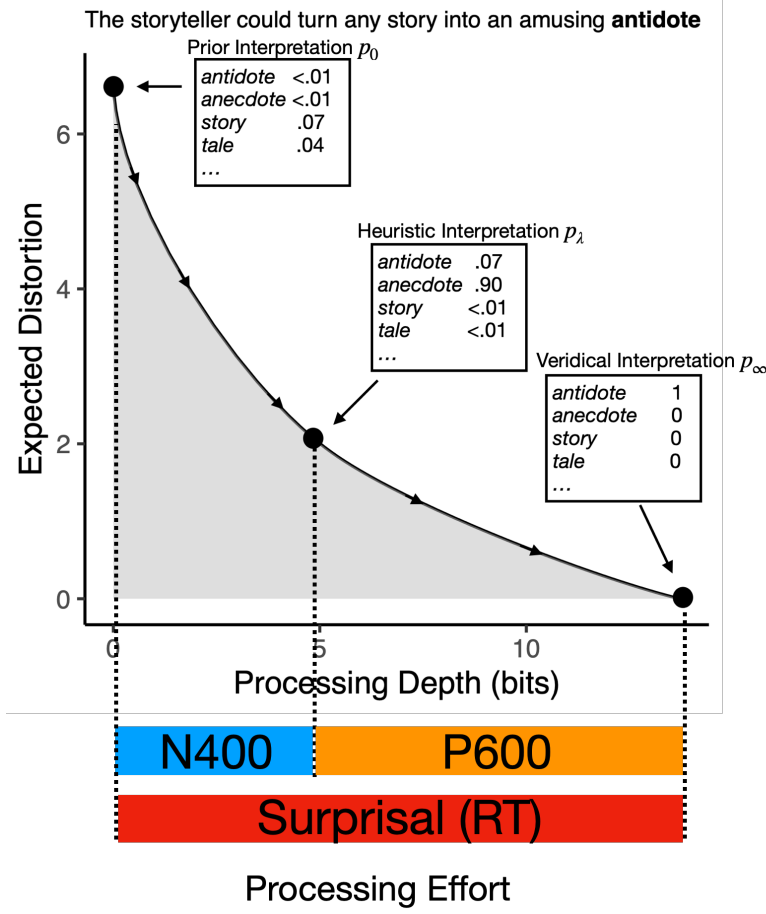


Figure 1: Overview of model architecture. The curve represents tradeoff between distortion and processing depth (KL divergence) in optimal interpretation policies for the given input. Each location in the white part of the plane represents a possible interpretation policy for the input; the tradeoffs in the gray region are unachievable. The black line shows the *efficient frontier* of policies that achieve the minimal distortion for a given level of processing depth. As a comprehender perceives input x , the interpretation policies move down this frontier, increasing depth and decreasing distortion. The total processing depth is equal to surprisal, and can be partitioned into two parts corresponding to N400 and P600 ERP signals. The figure shows the actual curve and interpretation policies for the given input, using GPT-2 for the initial interpretations p_0 and a distortion metric based on edit distance.

current word x in context c will be proportional to the surprisal of the current word: $RT \propto -\log p(x | c)$ (Hale, 2001; Levy, 2008a; S. L. Frank & Bod, 2011; Smith & Levy, 2013; Wilcox et al., 2020; Shain et al., 2022; Wilcox et al., 2023; Xu et al., 2023). This surprisal is the processing depth required to go from prior expectations p_0 to the veridical interpretations p_∞ (Levy, 2008a):

$$D_{\text{KL}}[p_\infty || p_0] = -\ln p(x | c). \quad (3)$$

We maintain the idea that the total amount of processing effort is given by surprisal, but we partition the effort into two parts, as shown in Figure 1. The two parts correspond to (A) the depth of processing required for the heuristic interpretations, which we call **heuristic surprise**:

$$A = \underbrace{D_{\text{KL}}[p_\lambda \| p_0]}_{\text{heuristic surprise}} \quad (4)$$

and (B) the remaining depth of processing required for the veridical interpretation, which we call the **discrepancy signal**:

$$B = \underbrace{D_{\text{KL}}[p_\infty \| p_0] - D_{\text{KL}}[p_\lambda \| p_0]}_{\text{discrepancy signal}}, \quad (5)$$

such that $D_{\text{KL}}[p_\infty \| p_0] = A + B$. We propose that the N400 magnitude is proportional to the heuristic surprise A and the P600 magnitude is proportional to the discrepancy signal B for distinct positive scalars α and β in:

$$\text{N400} = \alpha A, \text{P600} = \beta B. \quad (6)$$

Distortion metric We use a distortion metric that reflects a mixture of semantic and phonological distance between w and x :

$$d(w, x) = d_\phi(w, x) + \gamma d_\sigma(w, x), \quad (7)$$

where d_ϕ is a form-based phonological or orthographic distance metric, d_σ is a semantic distance metric, and γ is a scalar conversion factor between semantic and form-based distance. We fix $\gamma = 8$ in all simulations below.

In addition to operationalizing shallow processing, the interpretation policy can be seen as performing a kind of fast error correction on the input. If the distortion metric $d(w, x)$ represents the log likelihood that the listener receives input x when the speaker intended to produce w , then Eq. 15 reduces to Bayes’ rule at $\lambda = 1$, describing rational error correction in a noisy channel (Levy, 2008b; Gibson et al., 2013; Norris & Kinoshita, 2008; Bicknell & Levy, 2010; Poppels & Levy, 2016; Li & Ettinger, 2023; Ryskin et al., 2021), as shown in SI Section 1. Indeed, the two terms in the distortion metric reflect common sources of errors in speech, phonological and semantic interference (Dell & Reich, 1981).

Implementation

We use Levenshtein edit distance for the form-based distance d_ϕ , cosine distance between GPT-2 embeddings for semantic distance d_σ , and GPT-2 probabilities for the prior p_0 . We approximate the KL divergence in Eq. 4 by sampling candidate interpretations w generated by prompting a large language model and reweighting these candidates using Eq. 15. See Materials & Methods for further details.

3 Empirical Validation

3.1 Dataset

Our dataset consists of six ERP studies, which include a variety of semantic and syntactic violations. Table 1 shows a list of conditions with sample stimuli and empirical ERP patterns across experiments. The ERP effects in the experimental conditions are all calculated in terms of differences to the ERP signal in the control condition. We conducted qualitative analysis on the first three experiments and quantitative analysis for the last one.

The first study (hereby *AD-98*) (Ainsworth-Darnell et al., 1998) includes four conditions: one control condition (*Control*); one condition with violation of semantic content (*Semantic*); one with syntactic manipulation that shows a P600 effect (*Syntactic*); and one with both semantic and syntactic violation (*Double*). The conditions with semantic violation (*Semantic* and *Double*) elicited an N400 effect relative the *Control* condition, whereas the conditions with syntactic violation (*Syntactic* and *Double*) triggered a P600 effect.

In the second study (hereby *Kim-05*), from (A. Kim & Osterhout, 2005), there are three conditions: *Attractive*, *Non-attractive*, *Control*. In experimental conditions the animacy of the subject is violated. Additionally, the semantic association between subject and target verb is manipulated such that subject and verb could form a plausible event (in the *Attractive* condition) or not (in *Non-attractive*). While the *Attractive* condition elicited a greater P600 response compared to the control condition, the *Non-attractive* condition elicited a greater N400.

The third study (hereby *Ito-16*) from (Ito et al., 2016) includes four conditions. The three experimental conditions all change one target word in the *Control* condition into a semantically implausible one. In *Semantic-related* condition, the semantic violation is semantically related to the target in *Control* condition. In *Form-related* condition, the semantic error shares orthographic form with the *Control* target. In *Unrelated* condition, the violation is not related to the target in the *Control* condition. All three experimental manipulations triggered N400 effects. In addition, the size of N400 effect to semantically related violation was reduced, and form-related violation triggered a P600 effect as well.

The fourth study (hereby *Chow-16R*) include two manipulations: reversal (*Reversal*) that elicited an N400 effect, and word substitution (*Substitution-1*) that elicited a biphasic effect (Chow et al., 2016). In *Reversal*, the argument roles of nouns in sentences of the experimental condition are reversed relative to what would be expected in a canonical situation. In *Substitution-1*, one of the arguments in the embedded clause was substituted into a less relevant word, which significantly lowers the semantic association between the target verb and the preceding context.

The fifth study (hereby *Chow-16S*) includes substitution (*Substitution-2*) with a biphasic effect and swap (*Swap*) with an N400 effect. *Substitution-2* is the same word substitution manipulation as *Substitution-1* but with different set of experimental items. In *Swap*, one argument in the embedded clause was swapped with the main subject, thus keeping lexical content the same between conditions.

The last experiment (hereby *Ryskin-21*) from (Ryskin et al., 2021) has four conditions, one with a semantic violation (*Semantic*), one with a syntactic violation (*Syntactic*), one semantic critical condition (*Recoverable*) with a semantic violation which could be attributed to noise, and a control sentence without any error (*Control*). In the N400 time window, there is a significant N400 effect in *Semantic* and *Recoverable* conditions, where the N400 effect in *Recoverable* condition is reduced. In the P600 time window, there is a significant P600 effect in *Syntactic* and a smaller but significant P600 effect in *Recoverable* condition (see Fig. 2i).

Experiment	Condition	Sentence	ERP
AD-98	Syntactic	The victims reported robbery police.	P600
	Semantic	The victims reported the robbery to markets.	N400
	Double	The victims reported the robbery markets.	Biphasic
	Control	The victims reported the robbery to police.	NA
Kim-05	Attractive	The hearty meal was devouring...	P600
	Non-attractive	The dusty tabletop was devouring...	N400
	Control	The hearty meal was devoured...	NA
Ito-16	Semantic-related	The student is going to the library to borrow a page...	Reduced N400
	Form-related	The student is going to the library to borrow a hook...	Biphasic
	Unrelated	The student is going to the library to borrow a sofa...	N400
	Control	The student is going to the library to borrow a book...	NA
Chow-16R	Reversal	...which waitress the customer had served...	P600
	Reversal-Control	...which customer the waitress had served...	NA
	Substitution1	...which neighbor the landlord had evicted...	Biphasic
	Substitution1-Control	...which exterminator the landlord had evicted	NA
Chow-16S	Substitution2	...which neighbor the landlord had evicted...	Biphasic
	Substitution2-Control	...which exterminator the landlord had evicted	NA
	Swap	The exterminator inquired which neighbor the landlord had evicted...	N400
	Swap-Control	The neighbor inquired which exterminator the landlord had evicted	NA
Ryskin-21	Semantic	The storyteller could turn any incident into an amusing hearse.	N400
	Syntactic	The storyteller could turn any incident into an amusing anecdotes.	P600
	Recoverable	The storyteller could turn any incident into an amusing antidote.	Biphasic
	Control	The storyteller could turn any incident into an amusing anecdote.	NA

Table 1: List of conditions, sample sentences and ERP patterns in dataset.

3.2 Qualitative Validation

Fig 2 show the simulated N400 and P600 effects across linguistic manipulations in datasets. Numerical tables of results are in SI Section 2.

AD-98 For AD-98 (Ainsworth-Darnell et al., 1998) (see Fig. 2a), as expected, our model successfully simulated a larger N400 effect in conditions where there is a semantic violation (*Semantic* and *Double* conditions), and a larger P600 effect in *Syntactic* and *Double* conditions. The model seems to underestimate the size of the P600 effect in the *Double* condition. This underestimation may be due to issues in the generation of heuristic interpretation candidates. For example, given double-violation input *The victim reported the robbery markets*, the candidate interpretations are forms like *The victim reported the robbery masterminds* instead of the desired *The victim reported the robbery to markets*.

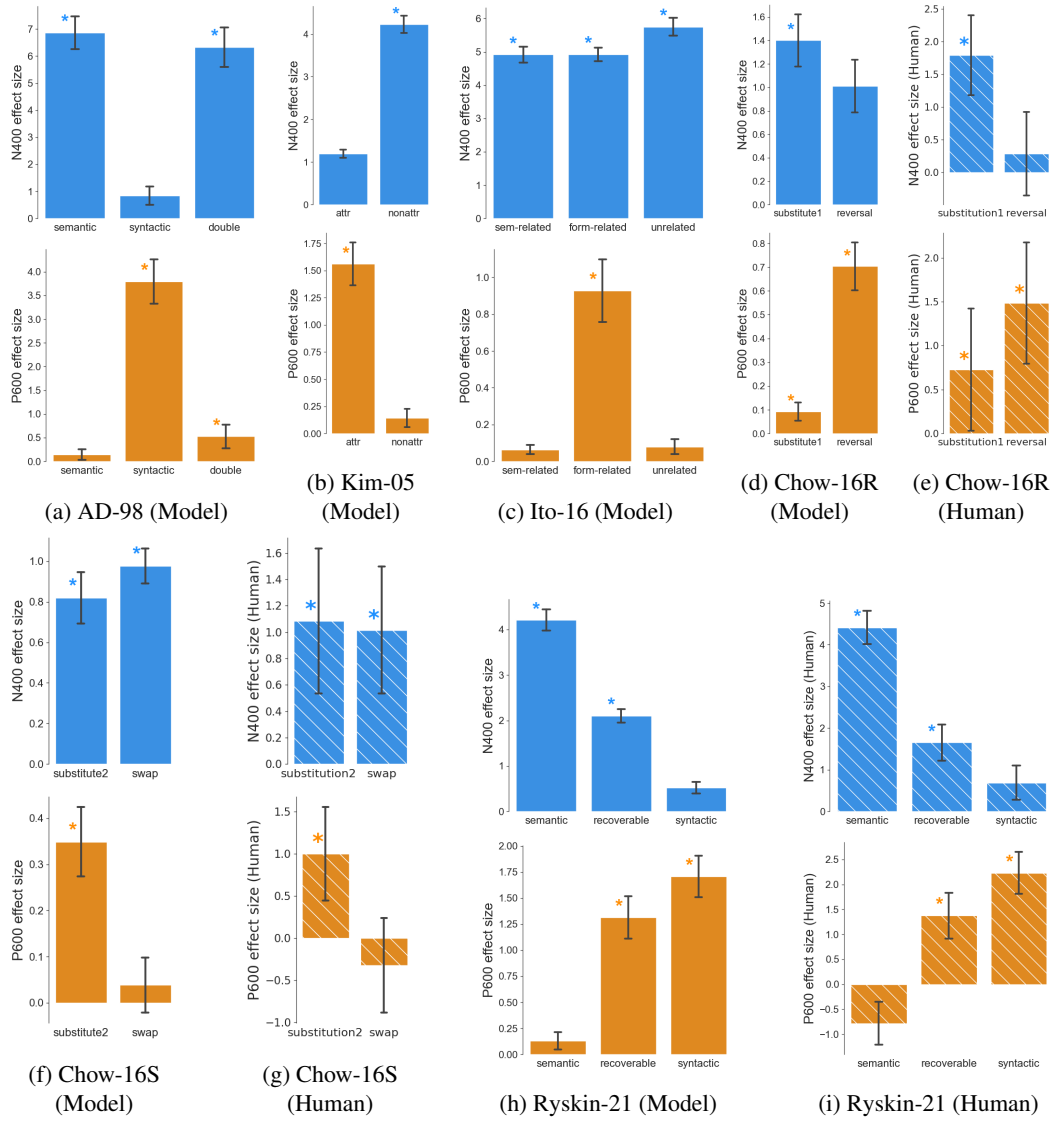


Figure 2: N400 and P600 amplitudes from model simulation and from human ERP experiments across experiments.

Kim-05 Fig. 2b shows N400 and P600 effects in Kim-05 (A. Kim & Osterhout, 2005). Consistent with human experimental results, the model simulated a greater N400 amplitude for *Non-attractive* animacy violations, and a greater P600 response in the *Attractive* condition, relative to the *Control* condition. The success of the model relies on the fact that a larger proportion of sentences in *Attractive* condition have plausible heuristic alternatives than in *Non-attractive* condition.

Ito-16 In Ito-16 (Ito et al., 2016) (see Fig. 2c), the model correctly predicts an N400 effect in *Form-related*, *Semantic-related* and *Unrelated* conditions, relative to *Control* conditions, and a P600 effect in *Form-related* condition. Importantly, consistent with human ERP patterns, the N400 effect is reduced for *Semantic-related* and *Form-related* conditions, with the N400 effect for *Semantic-related* conditions being smallest. Our results provide distinct explanations for observed ERP effects in *Semantic-related* and *Form-related* conditions. In the *Semantic-related* condition, the form-based distance term $d_\phi(x, w)$ prevents semantically-related words from appearing in heuristic interpretations. The GPT-2 probability of semantically-related words is smaller than the unrelated target, similar to the mechanism of N400 reduction induced by pre-activation of related semantic features. In contrast, in the *Form-related* condition, the form-based distance term $d_\phi(x, w)$ encourages heuristic interpretations that are phonologically related to the input. The N400 reduction in the *Form-related* condition is a result of assigning a more plausible interpretation to errors similar to the true prediction in the surface form.

Chow-16R For Chow-16R (Chow et al., 2016) experiment (see Fig. 2d for model simulation and Fig. 2e for human results), the model correctly predicts a biphasic effect due to word substitution, and a P600 effect due to role reversals. Unlike the human data, the model simulates a non-negligible N400 for role reversals, which means that a significant proportion of role reversal sentences are interpreted literally. This effect appears to be a result of weakness in the GPT-2 language model: GPT-2 tends to underestimate the surprisal of role-reversal anomalies, even though human cloze probabilities differ greatly between role reversal and canonical control sentences (see Table 5).

Chow-16S For Chow-16S (Chow et al., 2016), see Fig. 2f for model simulation and Fig. 2g for human results. The model correctly predicts a biphasic effect for word substitution, and an N400 effect when words are swapped over a clause boundary.

Ryskin-21 For Ryskin-21 (Ryskin et al., 2021) (see Fig. 2h for model simulation and Fig. 2i for human results), the model successfully simulates an N400 for semantic violations, a P600 effect for syntactic violations, and a biphasic effect for recoverable semantic violations.

Quantitative Validation

A large body of existing work shows that N400 amplitudes can be predicted from language model surprisal (S. Frank et al., 2013; J. Michaelov & Bergen, 2020; J. Michaelov et al., 2021; J. Michaelov & Bergen, n.d.; Merks & Frank, 2020, 2021; S. Frank et al., 2015; J. A. Michaelov et al., 2024). Our model suggests that this view is incomplete: LM surprisal will predict N400 amplitudes only when a shallow interpretation of the input suffices (that is, when heuristic surprise A is equal to veridical surprisal), and the additional surprisal beyond what is captured in the shallow interpretations (the discrepancy signal B) will surface as P600 amplitude.

We investigated this prediction in trial-level analysis on the last three experiments. We statistically confirmed the relationship between the empirical ERP amplitudes (N400 and P600) and our information-theoretic measures (heuristic surprise A and discrepancy signal B) in maximal linear mixed-effects models including by-subject and by-item intercepts and slopes (Barr et al., 2013). We use heuristic surprise A as a single predictor to predict ERP amplitude in the N400 time window, and discrepancy signal B to predict ERP amplitude in the P600 time window. We additionally include two models where veridical surprisal is used to predict N400 and P600 amplitude as a comparison. The operationalization of N400 and P600 amplitude is based on analysis in original studies (Chow et al., 2016; Ryskin et al., 2021). For Chow-16R and Chow-16S, we selected averaged ERP amplitudes between 300-500ms from six central electrodes as N400, and averaged ERP amplitudes between 700-900ms from six posterior electrodes as P600. For Ryskin-21, we selected eight central-parietal electrodes and two time windows — 300-500ms and 600-800ms. The surprisal of target word is calculated with GPT-2. The results are summarized in Table 2.

Overall, our proposed decomposition of surprisal provides a better fit of the overall ERP components than veridical surprisal alone. We find a significant main effect of heuristic surprise on N400 amplitude in all three experiments (Chow-16R: $t = -2.17, p < 0.05$; Chow-16S: $t = -2.60, p < .05$; Ryskin-21: $t = -7.32, p < .001$), and a significant main effect of discrepancy signal on P600 amplitude in Chow-16R ($t = 1.66, p < 0.05$) and Ryskin-21 ($t = 2.79, p < .01$). We do not find evidence that the discrepancy signal predicts P600 amplitude for Chow-16S; we believe that this is due to the fact that GPT-2 probabilities appear to be insensitive to swap errors, as discussed above. In comparison, we find no significant effect of veridical surprisal on P600.

We note that our finding is not contradictory to the finding that LM surprisals are strong predictors of the N400 amplitude in naturalistic text (Aurnhammer & Frank, 2019; J. A. Michaelov et al., 2022): in many cases, heuristic surprisal and veridical surprisal are similar, especially so in naturalistic text where errors are rare.

Experiment	N400		P600	
	heuristic surprise	veridical surprisal	discrepancy signal	veridical surprisal
Chow-16R	-0.56 (-2.17*)	-0.49 (-2.10*)	1.66 (2.14*)	0.35 (1.54)
Chow-16S	-0.60 (-2.60*)	-0.32 (-1.80)	0.65 (1.55)	0.22 (1.15)
Ryskin-21	-0.82 (-7.32***)	-0.69 (-6.71***)	1.49 (2.79**)	-0.05 (-0.54)

Table 2: The effects of veridical surprisal $-\ln p(x|c)$, heuristic surprisal A , and discrepancy signal B on ERP amplitudes in the N400 and P600 time range in the experiment from (Chow et al., 2016; Ryskin et al., 2021). Numbers are β values (t -values). $p < 0.05^*$, $p < 0.01^{**}$, $p < 0.001^{***}$. A negative effect in the N400 range indicates the standard N400 effect; a positive effect in the P600 range indicates the standard P600 effect.

Novel Predictions

Our theory laid out in Eqs. 4–6 predicts the following relationship between surprisal S and ERP amplitudes for N400 and P600:

$$S = \frac{1}{\alpha} \text{N400} + \frac{1}{\beta} \text{P600}, \quad (8)$$

for positive α and β . In this section, we test this formula quantitatively in a trial-by-trial analysis of data from two experiments from (Chow et al., 2016).

Our theory makes the following predictions in a regression setting, which follow from rearrangements of Eq. 8 (red color indicates a positive effect, blue color indicates a negative effect): there is a positive main effect of N400 and P600 on surprisal (“LM Surprisal”, Eq. 9); N400 is jointly predicted by P600 (with a negative sign) and surprisal (with a positive sign; “LM N400”, Eq. 10), and P600 is predicted by N400 (with a negative sign) and surprisal (with a positive sign; “LM P600” 11). We performed all of these regressions using the operationalization of ERPs and calculation of surprisal from the Quantitative Validation, including random intercepts and slopes corresponding to all main effects by subject and item. The results support our predictions (see Table 3).

$$\text{Surprisal} \sim \text{N400} + \text{P600} \quad (9)$$

$$\text{N400} \sim \text{Surprisal} - \text{P600} \quad (10)$$

$$\text{P600} \sim \text{Surprisal} - \text{N400} \quad (11)$$

Exp	LM Surprisal		LM N400		LM P600	
	N400	P600	Surprisal	P600	Surprisal	N400
Chow-16R	0.017 (2.65***)	0.017 (3.35***)	0.38 (4.01***)	-0.60 (-35.85***)	0.39 (4.75***)	-0.69 (-24.69***)
Chow-16S	0.005 (1.69***)	0.005 (1.50***)	0.27 (2.31***)	-0.54 (-22.58***)	0.24 (2.03***)	-0.52 (-18.03***)
Ryskin-21	0.05 (6.19***)	0.03 (5.05***)	0.62 (6.93***)	-0.60 (-33.10***)	0.47 (5.32***)	-0.75 (-33.07***)

Table 3: Experiment stimuli and statistical analysis of model predictions. Numbers are beta-values (t-values). $p < 0.001$ ***.

These results confirm previous findings of a trade-off between N400 and P600 amplitudes (Aurnhammer et al., 2023; A. E. Kim et al., 2018; Hodapp & Rabovsky, 2021). They go beyond the previous results in showing that the total amplitude of the two is proportional to surprisal.

4 Discussion

How is our model related to the broader neurolinguistic landscape? Because our model is formulated at an abstract information-theoretic level, it is compatible to various degrees with existing more algorithmic-level theories. Our use of contextualized word probability metrics is compatible with theoretical views of the N400 as the result of pre-activation of upcoming linguistic input as well as

integration of the target word with previous context (Kutas & Federmeier, 2011). It is consistent with computational models in which N400 reflects the magnitude of a change to a heuristic or semantic representation of the input (Rabovsky et al., 2018; Brouwer et al., 2017, 2021; Fitz & Chang, 2019; Li & Ettinger, 2023; J. Michaelov & Bergen, 2020; Michalon & Baggio, 2019): these connections are detailed more formally in SI Sections 3 and 4. Our model holds that N400 is associated with cognitive processes on a heuristic representation that could differ from the true literal meaning of the input. This allows our model to provide good predictions of emerging experimental evidence on N400 blindness to semantic anomalies with a plausible alternative (Chow et al., 2016; A. Kim & Osterhout, 2005; Kuperberg, 2016; Van Herten et al., 2006).

We have hypothesized that P600 indexes the effort of updating from a shallow interpretations to veridical interpretations of input, in line with multiple strands of theoretical frameworks (A. Kim & Osterhout, 2005; Van Herten et al., 2005; Leckey & Federmeier, 2020; Van Petten & Luka, 2012). Previous computational work has explored various quantifications of P600 component, ranging from cosine similarity between contexts (Li & Ettinger, 2023; Brouwer et al., 2017), to surprisal and entropy reduction (S. Frank et al., 2015), to probability ratio between heuristic and literal interpretations (Ryskin et al., 2021), to the size of a gradient update to a language model (Fitz & Chang, 2019). We evaluate the ability of the gradient-based model to account for the experimental data here in Appendix Section C, finding that its performance is not as accurate as our shallow processing-based approach. Our model provides a principled integration of both the N400 and P600 signals: they reflect successively deeper linguistic processing, unfolding according to an interpretation process whose dynamics are dictated by a trade-off between accuracy and information processing.

5 Materials and Methods

Derivation of heuristic interpretation policy The interpretation policy is based on a model of shallow language comprehension (Li & Futrell, 2024). It is the distribution $p^*(w \mid x, c)$ on interpretations w given inputs x in context c that solves the following optimization problem, minimizing a distortion metric $d(w, x)$ subject to a constraint on how much information is extracted about the input x :

$$\begin{aligned} & \underset{p(\cdot \mid x, c)}{\text{minimize}} \quad \mathbb{E}[d(w, cx)] \\ & \text{subject to } D_{\text{KL}}[p(w \mid x, c) \parallel p_0(w \mid c)] = C, \end{aligned} \tag{12}$$

where D_{KL} is the KL divergence from the prior $p_0(w \mid c)$ to the heuristic interpretation policy $p(w \mid x, c)$, and C is the amount of KL divergence permitted from p_0 to p . The constrained optimization problem of Eq. 12 can be converted to the problem of minimizing the unconstrained objective function

$$J(p(\cdot \mid x, c)) = \mathbb{E}[d(w, cx)] - \lambda D_{\text{KL}}[p(w \mid x, c) \parallel p_0(w \mid c)], \tag{13}$$

where λ is a Lagrange multiplier. The minimizing distribution has the form

$$p(w | x, c) = \frac{1}{Z_\lambda(x, c)} p_0(w | c) e^{-\lambda d(w, cx)}, \quad (14)$$

where $Z_\lambda(x)$ is a normalizing constant and λ is chosen to satisfy the constraint $D_{\text{KL}}[p(w | x) || p_0(w)] = C$.

Distortion metric For the form-based distance $d_\phi(w, x)$ we use orthographic Damerau-Levenshtein edit distance. In addition to character-level edits, we allow word-level swaps where the cost of swapping two words within the memory span (≤ 7) is dependent on the number of words in between. For the semantic distance $d_\sigma(w, x)$, we use cosine distance calculated using GPT-2 embeddings (Radford et al., 2019). For the prior $p_0(w | c)$, we use the GPT-2 language model.

Computing Averages In order to compute Eq. 4, we need a way to average over all the possible heuristic word strings w given the input word strings x . This averaging is difficult because there are in principle an infinite number of possible heuristic interpretations w for any given input x . Therefore, we compute averages approximately, limiting the support of w to only a subset of likely candidates. We generate candidates by prompting GPT-3 (specifically `text-davinci-002`, Brown et al., 2020). Results using a variety of other candidate generation methods are found in SI Section 4. For each experimental stimulus, we input prompts with instructions and four examples on how to correct sentences to recover its intended meaning¹, and ask GPT-3 to generate one best correction candidate. We generate ten candidates for each sentence at temperature 0.95, and then reweight them using Eq. 15. Results using alternative methods of generating candidate interpretations are similar, and shown in Appendix Section D.

Free parameters The scalar free parameters are λ , representing processing depth, and γ , representing the relative importance of form-based and meaning-based factors. Following the theory developed above, the γ parameter should be constant, a fixed property of the human language comprehension system, whereas the processing depth parameter λ plausibly varies across experiments. Many factors plausibly influence λ , including the proportion of plausible or implausible sentences in the stimuli, the nature of task demands, and presentation latency (Gunter et al., 1997; Hahne & Friederici, 1999; Zwaan & Radvansky, 1998; Chow et al., 2018).

The numerical value of the parameter $\gamma = 8$ should not be interpreted naïvely to mean that semantic information is more important than form-based information in the formation of heuristic

¹Prompt: The final word in each of the following sentences is wrong: someone typed the wrong word. Please type in a different word, the one that was probably intended. **Input:** The hearty meal was devouring. **Correction:** The hearty meal was devoured. **Input:** The hearty meal was devoured. **Correction:** The hearty meal was devoured. **Input:** Mary went to the library to borrow a hook. **Correction:** Mary went to the library to borrow a book. **Input:** Mary went to the library to borrow a plant. **Correction:** Mary went to the library to borrow a plant. **Input:** *Experimental Sentence* **Correction:**

interpretations. The two metrics d_ϕ and d_σ as we quantify them are on different scales, and the parameter γ is a conversion factor between them.

To fit values of γ and λ , we first set γ to be 1 and explored the effect of λ with a grid search from 0.1 to 2, with a step size of 0.1, and with two marginal conditions ($\lambda = 0$ and $\lambda = 10$). For each experiment, we selected the λ based on visual inspection of the simulated ERP pattern. Table 4 shows a list of λ values used in simulating the presented results. Next, having set λ to the values, we performed a grid search of γ from 0 to 10 with a step size of 1. We did another round of visual inspection of the simulated ERP patterns and selected $\gamma = 8$ for all experiments.

	AD-98	Kim-05	Ito-16	Chow-16R	Chow-16S	Ryskin-21
λ	2	0.8	1.5	0.8	0.6	1

Table 4: Values of processing depth parameter λ across experiments

References

- Ainsworth-Darnell, K., Shulman, H. G., & Boland, J. E. (1998). Dissociating brain responses to syntactic and semantic anomalies: Evidence from event-related potentials. *Journal of Memory and Language*, 38(1), 112–130.
- Aurnhammer, C., Crocker, M. W., & Brouwer, H. (2023). Single-trial neurodynamics reveal n400 and p600 coupling in language comprehension. *Cognitive Neurodynamics*, 1–17.
- Aurnhammer, C., & Frank, S. L. (2019). Evaluating information-theoretic measures of word prediction in naturalistic sentence reading. *Neuropsychologia*, 134, 107198.
- Barr, D. J., Levy, R., Scheepers, C., & Tily, H. J. (2013). Random effects structure for confirmatory hypothesis testing: Keep it maximal. *Journal of Memory and Language*, 68(3), 255–278.
- Bever, T. G. (1970). The cognitive basis for linguistic structures. *Cognition and the development of language*.
- Bicknell, K., & Levy, R. (2010). A rational model of eye movement control in reading. In *Proceedings of the 48th annual meeting of the association for computational linguistics* (pp. 1168–1178).
- Brouwer, H., Crocker, M. W., Venhuizen, N. J., & Hoeks, J. C. (2017). A neurocomputational model of the N400 and the P600 in language processing. *Cognitive science*, 41, 1318–1352.
- Brouwer, H., Delogu, F., Venhuizen, N. J., & Crocker, M. W. (2021). Neurobehavioral Correlates of Surprisal in Language Comprehension: A Neurocomputational Model. *Frontiers in Psychology*, 12.

- Brouwer, H., Fitz, H., & Hoeks, J. (2012). Getting real about semantic illusions: rethinking the functional role of the P600 in language comprehension. *Brain research*, 1446, 127–143.
- Brown, T., Mann, B., Ryder, N., Subbiah, M., Kaplan, J. D., Dhariwal, P., . . . others (2020). Language models are few-shot learners. *Advances in neural information processing systems*, 33, 1877–1901.
- Brysbaert, M., & New, B. (2009). Moving beyond kučera and francis: A critical evaluation of current word frequency norms and the introduction of a new and improved word frequency measure for american english. *Behavior research methods*, 41(4), 977–990.
- Cheyette, S. J., & Piantadosi, S. T. (2020). A unified account of numerosity perception. *Nature Human Behaviour*, 4(12), 1265–1272.
- Chow, W.-Y., Lau, E., Wang, S., & Phillips, C. (2018). Wait a second! Delayed impact of argument roles on on-line verb prediction. *Language, Cognition and Neuroscience*, 33(7), 803–828.
- Chow, W.-Y., Smith, C., Lau, E., & Phillips, C. (2016). A “bag-of-arguments” mechanism for initial verb predictions. *Language, Cognition and Neuroscience*, 31(5), 577–596.
- Cover, T. M., & Thomas, J. A. (2006). Elements of information theory second edition solutions to problems. *Internet Access*, 19–20.
- Dell, G. S., & Reich, P. A. (1981). Stages in sentence production: An analysis of speech error data. *Journal of verbal learning and verbal behavior*, 20(6), 611–629.
- Ettinger, A. (2018). *Relating lexical and syntactic processes in language: bridging research in humans and machines* (Unpublished doctoral dissertation).
- Ettinger, A. (2020). What BERT is not: Lessons from a new suite of psycholinguistic diagnostics for language models. *Transactions of the Association for Computational Linguistics*, 8, 34–48.
- Ferreira, F., Bailey, K. G., & Ferraro, V. (2002a). Good-enough representations in language comprehension. *Current directions in psychological science*, 11(1), 11–15.
- Ferreira, F., Bailey, K. G., & Ferraro, V. (2002b). Good-enough representations in language comprehension. *Current directions in psychological science*, 11(1), 11–15.
- Ferreira, F., & Patson, N. D. (2007). The ‘good enough’ approach to language comprehension. *Language and Linguistics Compass*, 1(1-2), 71–83.
- Ferreira, F., & Stacey, J. (2000). The misinterpretation of passive sentences. *Manuscript submitted for publication*. (publisher: Citeseer)
- Fitz, H., & Chang, F. (2019). Language ERPs reflect learning through prediction error propagation. *Cognitive Psychology*, 111, 15–52.

- Frank, S., Otten, L., Galli, G., & Vigliocco, G. (2013). Word surprisal predicts n400 amplitude during reading. In *Proceedings of the 51st annual meeting of the association for computational linguistics* (pp. 878–883).
- Frank, S., Otten, L., Galli, G., & Vigliocco, G. (2015). The ERP response to the amount of information conveyed by words in sentences. *Brain and language*, 140, 1–11.
- Frank, S. L., & Bod, R. (2011). Insensitivity of the human sentence-processing system to hierarchical structure. *Psychological Science*, 22(6), 829–834.
- Frazier, L., & Fodor, J. D. (1978). The sausage machine: A new two-stage parsing model. *Cognition*, 6(4), 291–325.
- Frazier, L., & Rayner, K. (1982). Making and correcting errors during sentence comprehension: Eye movements in the analysis of structurally ambiguous sentences. *Cognitive psychology*, 14(2), 178–210.
- Gibson, E., Bergen, L., & Piantadosi, S. T. (2013). Rational integration of noisy evidence and prior semantic expectations in sentence interpretation. *Proceedings of the National Academy of Sciences*, 110(20), 8051–8056.
- Gouvea, A. C., Phillips, C., Kazanina, N., & Poeppel, D. (2010). The linguistic processes underlying the p600. *Language and cognitive processes*, 25(2), 149–188.
- Gunter, T. C., Stowe, L. A., & Mulder, G. (1997). When syntax meets semantics. *Psychophysiology*, 34(6), 660–676.
- Hagoort, P., Brown, C., & Groothusen, J. (1993). The syntactic positive shift (SPS) as an ERP measure of syntactic processing. *Language and cognitive processes*, 8(4), 439–483.
- Hahne, A., & Friederici, A. D. (1999). Electrophysiological evidence for two steps in syntactic analysis: Early automatic and late controlled processes. *Journal of cognitive neuroscience*, 11(2), 194–205.
- Hale, J. (2001). A probabilistic earley parser as a psycholinguistic model. In *Second meeting of the north american chapter of the association for computational linguistics*.
- Hodapp, A., & Rabovsky, M. (2021). The n400 erp component reflects an error-based implicit learning signal during language comprehension. *European Journal of Neuroscience*, 54(9), 7125–7140.
- Hoeks, J. C., Stowe, L. A., & Doedens, G. (2004). Seeing words in context: the interaction of lexical and sentence level information during reading. *Cognitive brain research*, 19(1), 59–73.
- Ito, A., Corley, M., Pickering, M. J., Martin, A. E., & Nieuwland, M. S. (2016). Predicting form and meaning: Evidence from brain potentials. *Journal of Memory and Language*, 86, 157–171.

- Kim, A., & Osterhout, L. (2005). The independence of combinatory semantic processing: Evidence from event-related potentials. *Journal of memory and language*, 52(2), 205–225.
- Kim, A. E., Oines, L., & Miyake, A. (2018). Individual differences in verbal working memory underlie a tradeoff between semantic and structural processing difficulty during language comprehension: An erp investigation. *Journal of Experimental Psychology: Learning, Memory, and Cognition*, 44(3), 406.
- Kuperberg, G. R. (2007). Neural mechanisms of language comprehension: Challenges to syntax. *Brain research*, 1146, 23–49.
- Kuperberg, G. R. (2016). Separate streams or probabilistic inference? What the N400 can tell us about the comprehension of events. *Language, cognition and neuroscience*, 31(5), 602–616.
- Kutas, M., & Federmeier, K. D. (2011). Thirty years and counting: finding meaning in the n400 component of the event-related brain potential (ERP). *Annual review of psychology*, 62, 621–647.
- Kutas, M., & Hillyard, S. A. (1980). Event-related brain potentials to semantically inappropriate and surprisingly large words. *Biological psychology*, 11(2), 99–116.
- Leckey, M., & Federmeier, K. D. (2020). The p3b and p600 (s): Positive contributions to language comprehension. *Psychophysiology*, 57(7), e13351.
- Levy, R. (2008a). Expectation-based syntactic comprehension. *Cognition*, 106(3), 1126–1177.
- Levy, R. (2008b). A noisy-channel model of human sentence comprehension under uncertain input. In *Proceedings of the 2008 conference on empirical methods in natural language processing* (pp. 234–243).
- Li, J., & Ettinger, A. (2023). Heuristic interpretation as rational inference: A computational model of the n400 and p600 in language processing. *Cognition*, 233, 105359.
- Li, J., & Futrell, R. (2024). An information-theoretic model of shallow and deep language comprehension. *arXiv preprint arXiv:2405.08223*.
- Lindborg, A., Musiolek, L., Ostwald, D., & Rabovsky, M. (2022). N400 amplitudes as bayesian surprise at the level of meaning. In *Proceedings of the annual meeting of the cognitive science society* (Vol. 44).
- Lindborg, A., Musiolek, L., Ostwald, D., & Rabovsky, M. (2023). Semantic surprise predicts the n400 brain potential. *Neuroimage: Reports*, 3(1), 100161.
- Lindborg, A., & Rabovsky, M. (2021). Meaning in brains and machines: Internal activation update in large-scale language model partially reflects the N400 brain potential. In *Proceedings of the annual meeting of the cognitive science society* (Vol. 43).

- MacDonald, M. C., Pearlmutter, N. J., & Seidenberg, M. S. (1994). The lexical nature of syntactic ambiguity resolution. *Psychological review*, 101(4), 676.
- McCoy, R. T., Min, J., & Linzen, T. (2020). BERTs of a feather do not generalize together: Large variability in generalization across models with similar test set performance. In *Proceedings of the third blackboxnlp workshop on analyzing and interpreting neural networks for nlp* (pp. 217–227).
- Merkx, D., & Frank, S. (2020). Comparing transformers and rnns on predicting human sentence processing data. *arXiv e-prints*, arXiv–2005.
- Merkx, D., & Frank, S. L. (2021). Human sentence processing: Recurrence or attention? In *Proceedings of the workshop on cognitive modeling and computational linguistics* (pp. 12–22).
- Michaelov, J., Bardolph, M., Coulson, S., & Bergen, B. (2021). Different kinds of cognitive plausibility: why are transformers better than rnns at predicting n400 amplitude? In *Proceedings of the annual meeting of the cognitive science society* (Vol. 43).
- Michaelov, J., & Bergen, B. (n.d.). The more human-like the language model, the more surprisal is the best predictor of n400 amplitude. In *Neurips 2022 workshop on information-theoretic principles in cognitive systems*.
- Michaelov, J., & Bergen, B. (2020). How well does surprisal explain N400 amplitude under different experimental conditions? In *Proceedings of the 24th conference on computational natural language learning* (pp. 652–663).
- Michaelov, J. A., Bardolph, M. D., Van Petten, C. K., Bergen, B. K., & Coulson, S. (2024). Strong prediction: Language model surprisal explains multiple n400 effects. *Neurobiology of language*, 5(1), 107–135.
- Michaelov, J. A., & Bergen, B. K. (2024). On the mathematical relationship between contextual probability and n400 amplitude. *Open Mind*, 8, 859–897.
- Michaelov, J. A., Coulson, S., & Bergen, B. K. (2022). So cloze yet so far: N400 amplitude is better predicted by distributional information than human predictability judgements. *IEEE Transactions on Cognitive and Developmental Systems*, 15(3), 1033–1042.
- Michalon, O., & Baggio, G. (2019). Meaning-driven syntactic predictions in a parallel processing architecture: Theory and algorithmic modeling of erp effects. *Neuropsychologia*, 131, 171–183.
- Min, J., McCoy, R. T., Das, D., Pitler, E., & Linzen, T. (2020). Syntactic data augmentation increases robustness to inference heuristics. In *Proceedings of the 58th annual meeting of the association for computational linguistics* (pp. 2339–2352).
- Norris, D., & Kinoshita, S. (2008). Perception as evidence accumulation and bayesian inference: insights from masked priming. *Journal of Experimental Psychology: General*, 137(3), 434.

- Pennington, J., Socher, R., & Manning, C. D. (2014). Glove: Global vectors for word representation. In *Proceedings of the 2014 conference on empirical methods in natural language processing (emnlp)* (pp. 1532–1543).
- Poppels, T., & Levy, R. (2016). Structure-sensitive noise inference: Comprehenders expect exchange errors. In *Cogsci*.
- Rabovsky, M. (2020). Change in a probabilistic representation of meaning can account for n400 effects on articles: A neural network model. *Neuropsychologia*, 143, 107466.
- Rabovsky, M., Hansen, S. S., & McClelland, J. L. (2018). Modelling the n400 brain potential as change in a probabilistic representation of meaning. *Nature Human Behaviour*, 2(9), 693–705.
- Rabovsky, M., & McClelland, J. L. (2020). Quasi-compositional mapping from form to meaning: A neural network-based approach to capturing neural responses during human language comprehension. *Philosophical Transactions of the Royal Society B*, 375(1791), 20190313.
- Radford, A., Wu, J., Child, R., Luan, D., Amodei, D., Sutskever, I., et al. (2019). Language models are unsupervised multitask learners. *OpenAI blog*, 1(8), 9.
- Ryskin, R., Stearns, L., Bergen, L., Eddy, M., Fedorenko, E., & Gibson, E. (2021). An erp index of real-time error correction within a noisy-channel framework of human communication. *Neuropsychologia*, 158, 107855.
- Shain, C., Blank, I. A., Fedorenko, E., Gibson, E., & Schuler, W. (2022). Robust effects of working memory demand during naturalistic language comprehension in language-selective cortex. *Journal of Neuroscience*, 42(39), 7412–7430.
- Smith, N. J., & Levy, R. (2013). The effect of word predictability on reading time is logarithmic. *Cognition*, 128(3), 302–319.
- Tabor, W., Galantucci, B., & Richardson, D. (2004). Effects of merely local syntactic coherence on sentence processing. *Journal of Memory and Language*, 50(4), 355–370.
- Trueswell, J. C., Tanenhaus, M. K., & Kello, C. (1993). Verb-specific constraints in sentence processing: separating effects of lexical preference from garden-paths. *Journal of Experimental psychology: Learning, memory, and Cognition*, 19(3), 528.
- Van Gompel, R. P., Pickering, M. J., & Traxler, M. J. (2000). Unrestricted race: A new model of syntactic ambiguity resolution. In *Reading as a perceptual process* (pp. 621–648). Elsevier.
- Van Herten, M., Chwilla, D. J., & Kolk, H. H. (2006). When heuristics clash with parsing routines: ERP evidence for conflict monitoring in sentence perception. *Journal of cognitive neuroscience*, 18(7), 1181–1197.

- Van Herten, M., Kolk, H. H., & Chwilla, D. J. (2005). An ERP study of P600 effects elicited by semantic anomalies. *Cognitive brain research*, 22(2), 241–255.
- Van Petten, C., & Luka, B. J. (2012). Prediction during language comprehension: Benefits, costs, and ERP components. *International Journal of Psychophysiology*, 83(2), 176–190.
- Wilcox, E. G., Gauthier, J., Hu, J., Qian, P., & Levy, R. (2020). On the predictive power of neural language models for human real-time comprehension behavior. *arXiv preprint arXiv:2006.01912*.
- Wilcox, E. G., Pimentel, T., Meister, C., Cotterell, R., & Levy, R. P. (2023). Testing the predictions of surprisal theory in 11 languages. *arXiv preprint arXiv:2307.03667*.
- Xu, W., Chon, J., Liu, T., & Futrell, R. (2023). The linearity of the effect of surprisal on reading times across languages. In *Findings of the association for computational linguistics: Emnlp 2023* (pp. 15711–15721).
- Zwaan, R. A., & Radvansky, G. A. (1998). Situation models in language comprehension and memory. *Psychological bulletin*, 123(2), 162.

A Interpretation Policy as Noisy Channel Inference

Our interpretation policy has the form

$$p(w | x) \propto p_0(w) \exp\{-\lambda d(w, x)\}, \quad (15)$$

where $d(w, x)$ is a distortion metric between inputs x and interpretations w . (We have suppressed conditioning on the context c for simplicity of notation.) This is equivalent to noisy-channel inference under the following conditions. Suppose that a speaker’s intended utterance w is corrupted into a received input x according to a noise distribution, $p_N(x | w)$. If the distortion $d(w, x)$ is equal to the log-likelihood of x given w under this model, that is

$$d(w, x) = -\ln p_N(x | w), \quad (16)$$

then substituting Eq. 16 into Eq. 15 gives a heuristic policy

$$p(w | x) \propto p_0(w) \exp\{\lambda \ln p_N(x | w)\} \quad (17)$$

$$= p_0(w) p_N(x | w)^\lambda, \quad (18)$$

which is identical when $\lambda = 1$ to Bayes’ rule for prior p_0 and likelihood p_N , thus describing rational inference over intended utterances w given noisy inputs x .

B Numerical Results

Table 5 shows average numerical values of the simulation results. LM surprisal is the surprisal calculated from GPT-2, and veridical surprise is the surprisal of the veridical input re-normalized among all possible candidate interpretations.

Experiment	Condition	Heuristic surprise	Discrepancy signal	Veridical surprisal	LM surprisal
AD-98	Syntactic	1.97	3.81	5.78	13.52
	Semantic	7.99	0.17	8.15	13.41
	Double	7.45	0.55	8.00	14.74
	Control	1.12	0.02	1.14	7.90
Kim-05	Attractive	1.52	1.74	3.27	8.72
	Non-attractive	4.56	0.33	4.89	9.42
	Control	0.33	0.18	0.51	5.76
Ito-16	Semantic-related	6.18	0.06	6.24	8.38
	Form-related	6.19	0.93	7.11	9.22
	Unrelated	7.01	0.08	7.09	9.26
	Control	1.26	0.00	1.26	3.50
Chow-16R	Reversal	1.48	0.83	2.31	5.49
	Reversal-Control	0.47	0.13	0.60	5.50
	Substitution1	2.06	0.16	2.23	5.35
	Substitution1-Control	0.66	0.07	0.74	4.87
Chow-16S	Substitution2	1.52	0.56	2.07	5.59
	Substitution2-Control	0.70	0.21	0.91	5.12
	Swap	1.52	0.35	1.86	5.56
	Swap-Control	0.54	0.31	0.85	5.16
Ryskin-21	Semantic	4.74	0.21	4.95	8.74
	Syntactic	1.05	1.79	2.84	7.53
	Recoverable	2.63	1.39	4.03	8.49
	Control	0.53	0.079	0.61	5.20

Table 5: Average veridical surprisal, heuristic surprise and discrepancy signal across experiments

C Comparison with other models

We discuss the relationship between our model and other existing computational models predicting the N400 and/or P600 signals. For the Error Propagation model, we provide an empirical comparison against our model.

N400 from Language Models Many exploratory analyses of linguistic ERP signals have used measures estimated from large-scale neural network models trained on natural languages (S. Frank et al., 2013, 2015; J. Michaelov & Bergen, 2020; Merks & Frank, 2021; J. Michaelov et al., 2021; J. Michaelov & Bergen, n.d.). N400 is typically operationalized with metrics that capture the relationship between context and target (cosine similarity or language model surprisal), whereas P600 is under-explored. The success of neural networks may reflect the influence of a kind of

heuristic interpretation, because neural network representations are driven by notions of plausibility and statistical regularities rather than a strictly faithful representation of the literal meaning of the sentence (McCoy et al., 2020; Ettinger, 2020; Min et al., 2020). Our model is in agreement with the existing models that equate language model surprisal to the N400 signal inasmuch as language model surprisals reflect heuristic interpretations—when language model surprisals differ from heuristic interpretations, that is when deep processing is required, then we predict a reduced N400 and a P600. In line with (J. A. Michaelov & Bergen, 2024)’s finding that the relationship between LM surprisal and N400 amplitude may be sub-logarithmic, our model predicts N400 amplitudes that are generally lower than would be expected from surprisal, because our N400 measure is upper-bounded by the surprisal of the current input:

$$D_{\text{KL}}[p_\lambda(w \mid x, c) \parallel p_0(w \mid c)] \leq -\ln p_0(x \mid c). \quad (19)$$

Sentence Gestalt We show that the Sentence Gestalt model (Rabovsky et al., 2018) of the N400 response may be interpreted in the framework of our model, for a particular form of the heuristic interpretations and interpretation policy.

In the Sentence Gestalt (SG) model, the N400 reflects an update to internal activations in a neural network that probabilistically predicts sentence meaning (Rabovsky et al., 2018; Rabovsky & McClelland, 2020; Rabovsky, 2020; Lindborg & Rabovsky, 2021; Lindborg et al., 2022, 2023; Hodapp & Rabovsky, 2021). This measure reflects cognitive principles that comprehenders predict a representation of meaning, and N400 amplitude is induced by the change in the prediction given new upcoming stimulus. Specifically, let $\phi(x)$ be a K -dimensional vector representation of the meaning of input string x . The SG model holds that N400 response to current input x_t is given by the magnitude of the change to the representation ϕ in response to the new input:

$$\text{N400} \propto \sum_{k=1}^K |\phi_k(x_{\leq t}) - \phi_k(x_{< t})|. \quad (20)$$

Though the SG model does not have an explicit theory involving heuristic interpretations, the vector-valued semantic representation can be interpret as a heuristic interpretation that cares solely about event plausibility. Our model is formally related to the SG model under this view. In our model, the N400 is proportional to the magnitude of the update from the prior distribution on interpretations $p_0(w \mid x_{< t})$ to the heuristic interpretation policy $p_\lambda(w \mid x_{\leq t})$ given new input x_t , measured as KL divergence:

$$\text{N400} \propto D_{\text{KL}}[p_\lambda(w \mid x_{\leq t}) \parallel p_0(w \mid x_{< t})]. \quad (21)$$

In the main text, we considered the heuristic interpretations w to range over strings, with the interpretation policy taking a form determined by optimally trading off distortion and KL divergence. Instead, we now consider the possibility that heuristic interpretations w are K -dimensional vectors, and that the heuristic interpretation policy $p(w \mid x)$ is a Normal distribution centered around a vector

$\phi(x)$ with standard deviation σ^2 :

$$w \mid x \sim \mathcal{N}(\phi(x), \sigma^2). \quad (22)$$

Then the KL divergence in Eq. 21 takes the form of the change in the representations ϕ :

$$\text{N400} \propto \frac{1}{2\sigma^2} \sum_{k=1}^K (\phi_k(x_{\leq t}) - \phi_k(x_{< t}))^2, \quad (23)$$

which is formally similar to the SG update in Eq. 20, except that the SG update involves changes in absolute value whereas the KL divergence involves changes in squared difference.

Retrieval-Integration model The Retrieval Integration model (Brouwer et al., 2017) proposes a single-stream framework for N400 and P600. The N400 reflects difficulty of lexical retrieval in context, and the P600 reflects difficulty of lexical integration in context. ERP responses are simulated as change of internal activation patterns in retrieval and integration layers of a neural network model (Brouwer et al., 2017), or as change of reconstructed utterances (surprisal) (Brouwer et al., 2021). The heuristic interpretation is present implicitly, as the frequency distribution in the training data: the training data have more samples with a canonical thematic-role assignment (e.g. waitress serves customer) than noncanonical assignment (e.g. customer serves waitress). This setup reflects the prior world knowledge and provides a basis for the heuristic interpretation. After changing the relative frequency of agent-patient pairs in the training data, the model fails to simulate the desired ERP pattern (Ettinger, 2018).

Noisy channel model Noisy channel accounts of N400 and P600 have held that, given an input x , and comprehender forms an interpretation w of what the speaker likely meant, by Bayesian noisy-channel inference. Then the N400 is proportional to the surprisal of the inferred interpretation w , and P600 is proportional to the probability ratio of x and w (Ryskin et al., 2021), or to some other measure of divergence between x and w (Li & Ettinger, 2023).

As shown in Appendix Section A, our heuristic interpretation policy is identical to noisy-channel inference for a certain choice of the distortion metric. Thus, our model is broadly compatible with the noisy-channel approach to linguistic ERP signals. We differ from existing noisy-channel accounts in the exact formulas used to predict N400 and P600 from these interpretations, while sharing intuitive motivations with these work. In (Ryskin et al., 2021), N400 and P600 magnitudes are directly linked to the posterior probability ratio between a single inferred heuristic interpretation and a single literal interpretation. In (Li & Ettinger, 2023), the noisy channel selection determines the characteristics of the heuristic interpretations. N400 amplitude is linked to the conditional probability of target given heuristic context, whereas P600 amplitude is linearly correlated with cosine similarity of vector representation between heuristic and veridical interpretations. Our model shares the intuition with these two models by assuming that N400 and P600 amplitudes correlated with the probabilistic nature of heuristic interpretations, but advances previous models by positing an entire probabilistic

distribution of heuristic interpretation.

Our model differs from noisy-channel accounts on the cognitive explanation of heuristic interpretations. In noisy-channel accounts, heuristic interpretations are in fact rationally-inferred interpretations based on a veridical perception of the input, whereas in our account, they are shallow but ‘good-enough’ interpretations based on incomplete processing of information about the input (Ferreira et al., 2002b; Ferreira & Patson, 2007). Our model thus naturally predicts the ordering of N400 and P600: the two signals reflect the dynamics of on-going processing of linguistic input, proceeding from shallow to deep interpretations (Trueswell et al., 1993; Frazier & Rayner, 1982; MacDonald et al., 1994; Gouvea et al., 2010; Hoeks et al., 2004; Van Gompel et al., 2000; Bever, 1970; Frazier & Fodor, 1978; Tabor et al., 2004). In noisy-channel models, by contrast, there is no particular explanation for why the P600 signal follows the N400 signal, and in fact the ordering is problematic if one assumes that rational inference follows veridical perception of the input.

Error Propagation In (Fitz & Chang, 2019), N400 and P600 ERPs during sentence comprehension reflect adaptation and learning to the statistical regularities in the linguistic environment. Specifically, P600 reflects the size the model update, which would be quantified as the size of prediction error propagation in neural network.

We evaluate this model against the same dataset of experimental results that we used in the main text. We use the off-the-shelf GPT-2 (small) language model, quantifying P600 as the summed absolute value of gradients induced by the target word across all units in the GPT-2 internal layers. Figure 3 shows the simulated P600 effect size across the experiments used in the current study. The model qualitatively reproduces the relative order of the P600 effect in AD-98 and Kim-05, but fails to simulate the ERP patterns in other experiments. Furthermore, this theory does not straightforwardly predict the relationship between N400, P600, and surprisal predicted by our theory and validated in the main text.

D Simulations using other methods for candidate generation

For the distribution on heuristic words given input words, we provide two additional implementations, which differ in their strengths. The first method is to manually construct heuristic candidates based on original experimental setups. The second method generate heuristic candidates by sampling from semantic and phonological competitors, and other highly probable continuations of the prior context.

Control Counterpart Though GPT-3 prompting provides an objective and effective way to generate candidate corrections, it is not transparent on the generation process. To mitigate this problem, we systematically constructed heuristic words as the control sentences in the original experiments. For *The hearty meal was devouring...* from *Attractive* condition in Kim-05, the heuristic distribution include two candidates: the original sentence *The hearty meal was devouring...* and the control

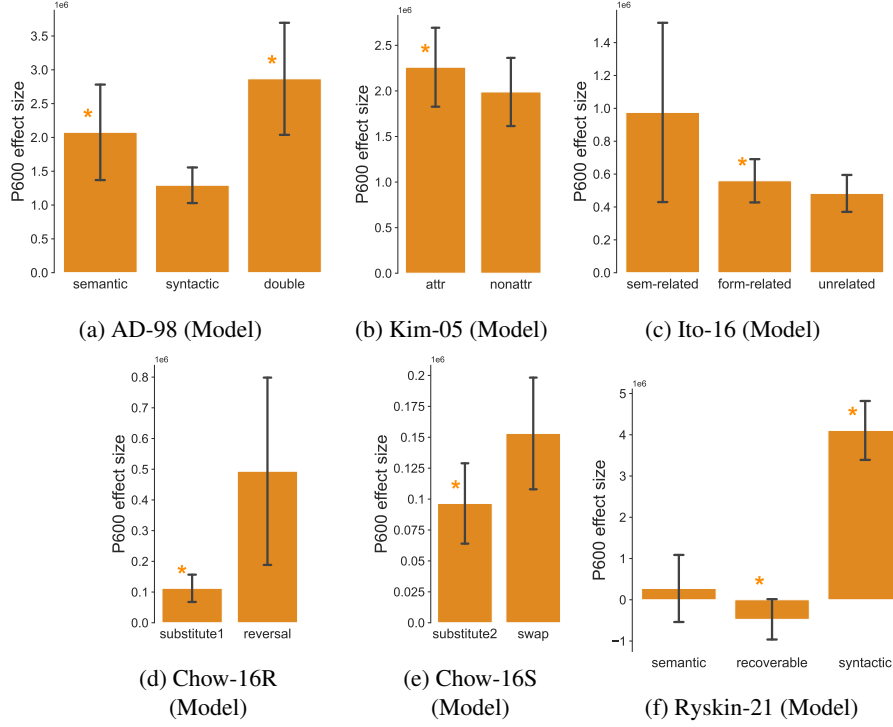


Figure 3: P600 amplitudes simulated with Error Propagation model using GPT-2.

counterpart *The hearty meal was devoured....* We calculated the heuristic distribution using the method described in Section 2, and set the value of γ to be the same 8 and performed a grid-search for λ . Table 6 the list of λ values used in simulating the presented results.

	AD-98	Kim-05	Ito-16	Chow-16R	Chow-16S	Ryskin-21
λ	1.2	0.5	1.5	0.8	0.6	1

Table 6: Control Counterpart: Values of processing depth parameter λ across experiments

The simulation results are presented in Fig. 4. The model quantitatively simulated ERP patterns in most experiments, however, the simulation fails to replicate P600 effect to role-reversal anomalies (Chow-16R). This is because GPT-2 assigns similar probability to canonical targets and role-reversed violations (see Table 5).

We also conducted trial-level analysis using linear mixed-effects model. Table 7 shows the statistical results. Our heuristic surprise and discrepancy signal significantly predict N400 ($t = -5.69^{***}$) and P600 ($t = 2.99^{**}$) respectively in Ryskin-21, however, none of the predictors significantly predict the ERP patterns in Chow-16R and Chow-16S.

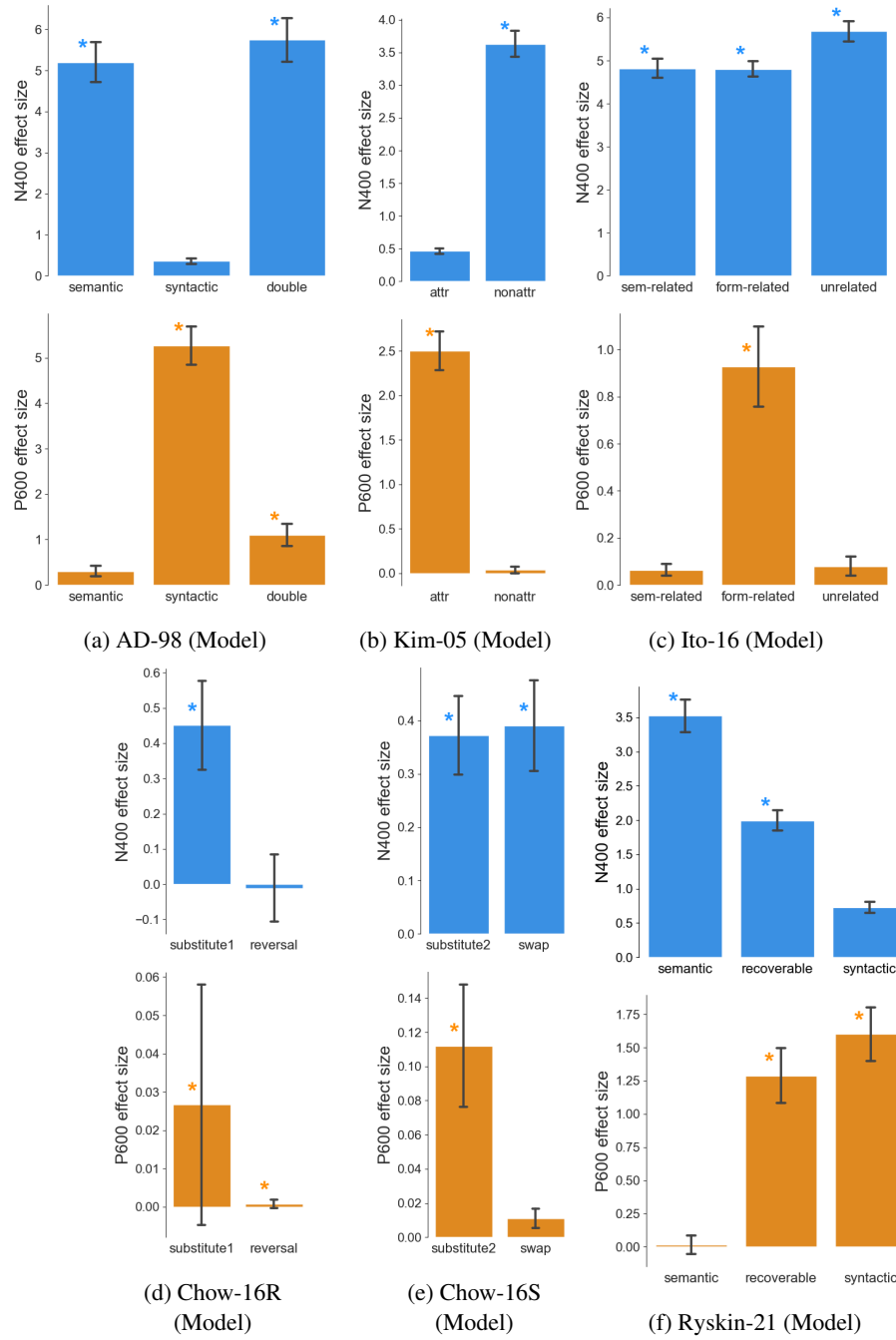


Figure 4: N400 and P600 amplitudes simulated with the counterpart sentences in the other conditions as candidate interpretations.

Experiment	N400		P600	
	heuristic surprise	veridical surprisal	discrepancy signal	veridical surprisal
Chow-16R	-1.05 (-1.53)	-1.05 (-1.53)	-10.06 (-1.39)	-0.12 (-0.18)
Chow-16S	-0.78 (-1.70)	-0.59 (-1.53)	1.09 (0.87)	-0.05 (-0.12)
Ryskin-21	-0.85 (-5.69***)	-0.63 (-5.05***)	2.46 (2.99**)	0.04 (0.35)

Table 7: Control Counterpart: The effects of veridical surprisal $-\ln p(x|c)$, heuristic surprisal A , and discrepancy signal B on ERP amplitudes in the N400 and P600 time range in the experiment from (Chow et al., 2016; Ryskin et al., 2021). Numbers are β values (t -values). $p < 0.05^*$, $p < 0.01^{**}$, $p < 0.001^{***}$. A negative effect in the N400 range indicates the standard N400 effect; a positive effect in the P600 range indicates the standard P600 effect.

Multiple Sampler In Multiple Sampler generation, we construct heuristic alternatives by pooling potential candidates from three sources: semantic competitors, phonological competitors and top predictions based on prior context. For semantic and phonological competitors, we sampled 100 closest phonological competitors from the 60,000 most frequent English words in SUBTLEXus (Brysbaert & New, 2009). The phonological distance is approximated as edit distance between words. We also select 100 semantic competitors by choosing words with closest cosine distance of non-contextualized GloVe embeddings (Pennington et al., 2014). We sample contextual congruent candidates by selecting another 100 words with highest probability given the prior context in GPT-2. After getting heuristic target words from these three sources, we replace the true target word with heuristic target in the original sentence to get the heuristic sentence. For each presented sentence, there are 300 alternatives. The posterior probability distribution of heuristic candidates is calculated using heuristic policy in Equation 15. We chose the value of $\gamma = 8$ and performed a grid-search of λ values similar as the procedure described in other generation methods. Table 8 the list of λ values used in simulating the results using Multiple Sampler.

	AD-98	Kim-05	Ito-16	Chow-16R	Chow-16S	Ryskin-21
λ	1.5	1.2	1.5	0.8	1.0	1.2

Table 8: Multiple Sampler: Values of processing depth parameter λ across experiments

Figure 5 shows a qualitative patterns of simulated N400 and P600 using Multiple Sampler. The model qualitatively reproduce the ERP patterns across most experiments, but show weaker difference between experimental and control conditions in Chow-16R and Chow-16S. This might be because the heuristic candidate only considers revision at the target word position, and therefore unable to explain linguistic manipulations involving word transportation.

Table 9 shows the quantitative results on the last three experiments. As expected, the model fails to track ERP patterns for Chow-16R and Chow-16S. In Ryskin-21, the heuristic surprise is a significant predictor of N400 ($t = -6.08^{***}$), but the discrepancy signals does not significantly

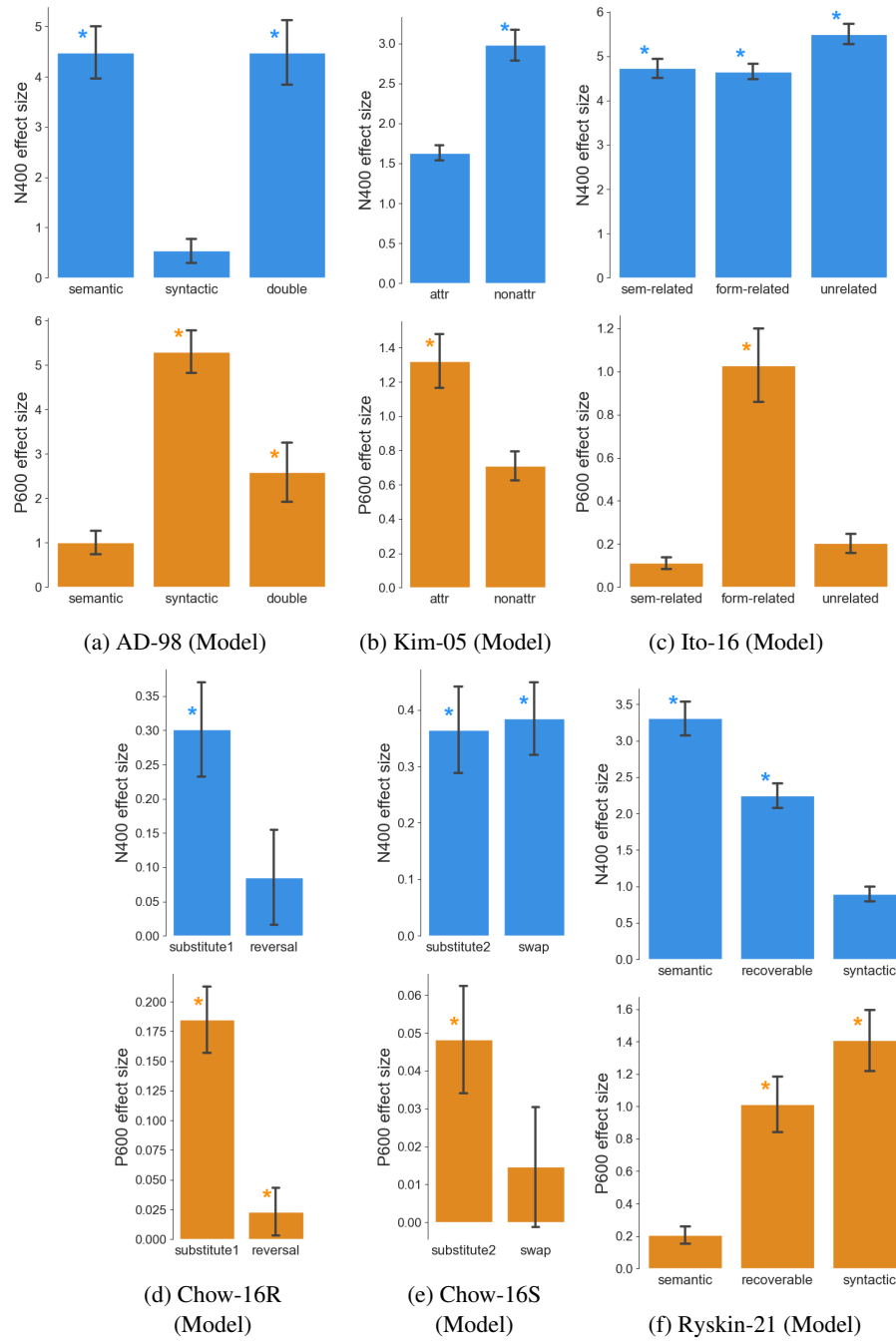


Figure 5: N400 and P600 amplitudes simulated with alternative interpretations sampled from phonological and semantic competitors and top language model predictions from prior context.

predict P600 amplitude ($t = 1.52$).

Experiment	N400		P600	
	heuristic surprise	veridical surprisal	discrepancy signal	veridical surprisal
Chow-16R	-0.47 (-0.79)	-0.98 (-2.54*)	-0.37 (0.88)	0.82 (1.85)
Chow-16S	-0.31 (-0.86)	-0.29 (-1.02)	0.18 (0.24)	0.12 (0.45)
Ryskin-21	-0.83 (-6.08***)	-0.68 (-5.69***)	0.78 (1.52)	0.03 (0.21)

Table 9: Multiple Sampler: The effects of veridical surprisal $-\ln p(x | c)$, heuristic surprisal A , and discrepancy signal B on ERP amplitudes in the N400 and P600 time range in the experiment from (Chow et al., 2016; Ryskin et al., 2021). Numbers are β values (t -values). $p < 0.05^*$, $p < 0.01^{**}$, $p < 0.001^{***}$. A negative effect in the N400 range indicates the standard N400 effect; a positive effect in the P600 range indicates the standard P600 effect.