

E²CL: Exploration-based Error Correction Learning for Embodied Agents

Hanlin Wang, Chak Tou Leong, Jian Wang, Wenjie Li

Department of Computing, The Hong Kong Polytechnic University
{hanlin-henry.wang, chak-tou.leong, jian-dylan.wang}@connect.polyu.hk
cswjli@comp.polyu.edu.hk

Abstract

Language models are exhibiting increasing capability in knowledge utilization and reasoning. However, when applied as agents in embodied environments, they often suffer from misalignment between their intrinsic knowledge and environmental knowledge, leading to infeasible actions. Traditional environment alignment methods, such as supervised learning on expert trajectories and reinforcement learning, face limitations in covering environmental knowledge and achieving efficient convergence, respectively. Inspired by human learning, we propose Exploration-based Error Correction Learning (E²CL), a novel framework that leverages exploration-induced errors and environmental feedback to enhance environment alignment for LM-based agents. E²CL incorporates *teacher-guided* and *teacher-free exploration* to gather environmental feedback and correct erroneous actions. The agent learns to provide feedback and self-correct, thereby enhancing its adaptability to target environments. Evaluations in the Virtualhome environment demonstrate that E²CL-trained agents outperform those trained by baseline methods and exhibit superior self-correction capabilities.

1 Introduction

Language Models (LMs) are becoming increasingly capable of knowledge utilization and reasoning across various knowledge-intensive tasks (Yao et al., 2022; Lewkowycz et al., 2022; Hao et al., 2023). This success motivates researchers to apply LMs to build LM-based agents in embodied environments, which similarly requires the use of reasoning and planning upon environmental knowledge (Li et al., 2022; Xiang et al., 2024). In this case, LM-based agents are asked to plan appropriate actions based on the given environmental information and the history of actions already taken. However, the knowledge acquired by these LM-based agents comes from general-purpose corpora

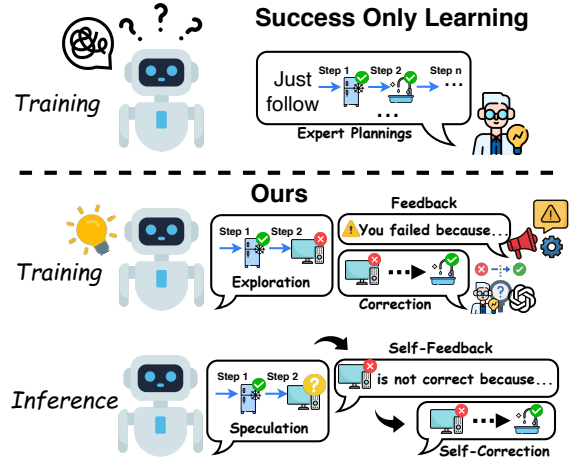


Figure 1: Traditional "Success Only Learning" relies on imitating provided expert behaviors, limiting comprehensiveness. Our proposed framework, Exploration-based Error Correction Learning (E²CL), enhances learning by incorporating exploration-induced errors and environmental feedback during training, leading to better alignment with target environments. During inference, the agent utilizes the learned ability to conduct self-feedback for continuous self-correction.

during pre-training, and as a result the intrinsic knowledge of these models often *misalign* with environmental knowledge. Such environmental knowledge involves physical constraints that LMs have not yet explored. For example, if the embodied agent holds two objects, it is prohibited to grab one more other object. This *misalignment* causes LM-based agents to frequently infer actions that cannot be executed in the environment, hindering their application in real-world environments.

To address this issue, two primary types of environment alignment methods have been explored. The first type involves having LM-based agents undergo supervised learning on expert trajectories, which are human-labeled sequences of observations and actions (Li et al., 2022; Chen et al., 2023). Nevertheless, these trajectories often fail to fully

cover the knowledge within the environment, such as scenarios where certain actions cannot be executed. The second type is based on reinforcement learning, which allows agents to freely explore the environment, collect trajectories that comprehensively cover the environment’s knowledge, and obtain rewards based on these trajectories’ success or failure (Tan et al., 2024; Carta et al., 2023). However, the rewards are sparsely obtained because the performance evaluation of the agent is based on a complete trajectory. This makes the learning process difficult to converge.

Human learning is not comprehensive or efficient if it relies solely on imitating experts’ behavior or merely knowing whether an action is correct. Instead, by collecting and understanding feedback from the environment via exploration and learning to correct errors based on the feedback, humans can learn comprehensively and efficiently. Inspired by this, we propose a novel exploration framework for LM-based agents to align with environments, which is called **Exploration-based Error Correction Learning (E²CL)**. As depicted in Figure 1, our framework incorporates exploration-induced errors and environmental feedback, leading to a comprehensive alignment with target environments.

During the process of E²CL, we ask a pretrained agent to perform predefined tasks and explore the environment to collect experiences in both efficient and comprehensive manners. This is achieved by two different proposed schemes, namely *teacher-guided exploration* and *teacher-free exploration*. The former prompts the agent to perform one-step exploration given sliced expert trajectories, whereas the latter allows the agent to continue exploring until it infers a stop. In these two exploration phases, we collect the feedback given by the environment when the agent makes errors, as well as the correct actions corresponding to these error actions. Having these exploration trajectories with additional correction, we train the agent to provide feedback on their trajectories and correct their error actions based on the feedback. To apply learned self-correction ability, we further propose *Speculative Inference*, which performs corrections if the initial planned actions are inferred to be errors by the agent’s feedback.

We evaluate the agent trained by E²CL in Virtualhome (Puig et al., 2018), a household embodied environment. E²CL-trained agent surpasses the agents trained by other baseline methods in all agentic metrics, demonstrating its effective-

ness. Furthermore, our analysis reveals that the small models constructed using our method outperform larger models of the same series that have only undergone behavior cloning. In addition, in evaluations based on feedback-driven re-planning, our models demonstrate self-correction capabilities that are comparable to LLMs.

In summary, our main contributions are as follows. (1) We introduce the Exploration-based Error Correction Learning (E²CL) framework, enabling LM-based agents to align with environments through effective feedback-driven exploration and correction. (2) We propose two novel exploration schemes, teacher-guided and teacher-free exploration, that facilitate the collection of correction and feedback via agent-environment interaction. (3) We introduce a novel action inference algorithm, namely speculative inference, which can prevent executable errors from occurring. (4) We demonstrate the superior performance of E²CL-trained agents in the Virtualhome environment, surpassing baseline methods and showcasing the potential of our approach for real-world deployment.

2 Method

In this section, we introduce our framework, E²CL. This framework equips LM-based agents with self-feedback and self-correction capabilities, which enhances their ability to tackle tasks in new environments.

2.1 Task Formulation

The LM-based embodied agent is asked to complete a set of tasks via interacting with a virtual environment. The interaction between the agent and the environment can be formalized as a partially observable Markov decision process (POMDP) $(\mathcal{Q}, \mathcal{S}, \mathcal{A}, \mathcal{O}, \mathcal{T}, \mathcal{R})$ with instruction space \mathcal{Q} , state space \mathcal{S} , action space \mathcal{A} , observation space \mathcal{O} , transition function $\mathcal{T} : \mathcal{S} \times \mathcal{A} \rightarrow \mathcal{S}$, and reward function $\mathcal{R} : \mathcal{S} \times \mathcal{A} \rightarrow [0, 1]$. In our LM-based agent scenario, $\mathcal{Q}, \mathcal{A}, \mathcal{O}$ are subsets of language space.

The interaction process between the agent and the environment is described as follows. Given a planning instruction $q_p \in \mathcal{Q}$ that prompts the agent to plan for a task, the agent with parameter θ generates the first action $a_1 \sim \pi_\theta(\cdot | q_p) \in \mathcal{A}$ according to its policy π_θ . Each action at step t induces a transformation in the latent state space $s_t \in \mathcal{S}$. And the agent would face a new observation $o_t \in \mathcal{O}$. Then the agent would incorporate task instruction q_p and

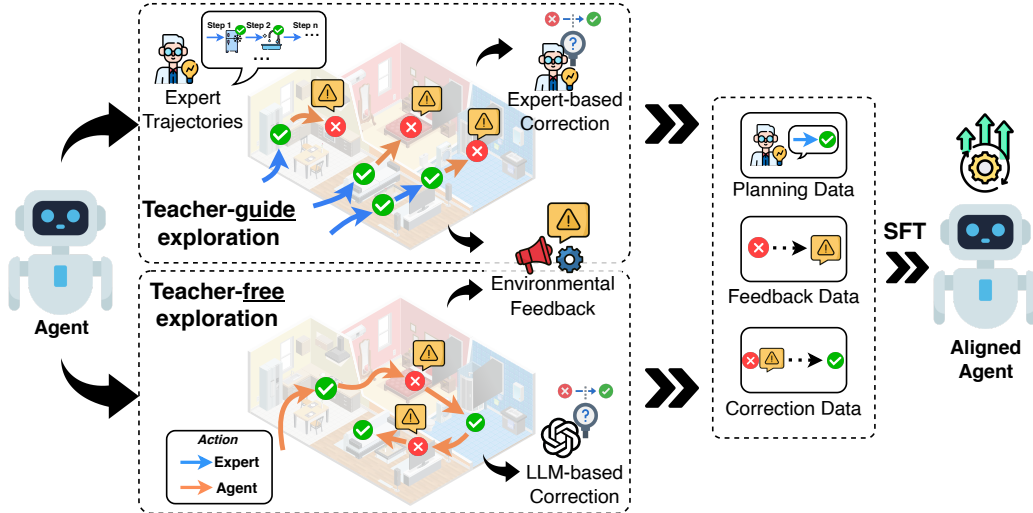


Figure 2: The illustration of the proposed **Exploration-based Error Correction Learning (E²CL)** framework.

interaction trajectories $j_t = (a_1, o_1, \dots, a_t, o_t)$ to generate the next action $a_{t+1} \sim \pi_\theta(\cdot | q_p, j_t)$. The interaction loop repeats until the agent assumes the task is finished or the number of steps exceeds the maximum steps.

2.2 Exploration-based Error Correction Learning

Our E²CL framework consists of three phases of learning and exploration within the environment: the pre-tuning phase, the exploration phase, and the training phase. In the pre-tuning phase, we equip the agent with basic planning ability before exploration. Then, in the exploration phase, the agent collects exploration experience in the environment via two complementary schemes, as shown in Figure 2. Following this, in the training phase, the agent is trained to align with the environmental knowledge from the collected experience and to develop the ability to provide feedback and correct its own errors.

Pre-tuning Phase To serve as the foundation for environmental exploration, we aim to empower LM-based embodied agents with a basic planning capability. Given a dataset $\mathcal{J} = \{(q_p^i, j_{n_i}^i)\}^{|\mathcal{J}|}$ with $|\mathcal{J}|$ task instructions and expert trajectories where each trajectory has n_i steps, we first construct a planning dataset D_p by slicing each trajectory into sub-trajectories of varying lengths from 1 to n_i . Formally, the planning dataset D_p is defined as: $D_p = \bigcup_{i=1}^{|\mathcal{J}|} \bigcup_{t=1}^{n_i} \{(q_p^i, j_t^i) \mid j_t^i \subseteq j_{n_i}^i \wedge (q_p^i, j_{n_i}^i) \in \mathcal{J}\}$. Notably, we sample a subset of D_p , denoted as

$D_{p'}$, for pre-tuning to avoid overfitting to expert trajectories and maintain exploration diversity. Then, we fine-tune the LM-based agent by minimizing neg-likelihood loss:

$$\mathcal{L}(\theta) = \mathbb{E}_{\sim D_{p'}} [-\log \pi_\theta(a_t | (q_p, j_{t-1}))]. \quad (1)$$

Notably, a_t consists of multiple tokens. Therefore, when calculating the loss, it effectively becomes an auto-regressive loss over a sequence of tokens, following previous practices. This approach is consistently applied in the latter stages of training as well.

Exploration Phase Intuitively, to gather diverse experiences that fully cover environmental knowledge, we can simply let the agent freely execute its predicted plans and collect the trajectories. However, when utilizing these trajectories, we need to correct the errors made by the agent. Since these trajectories are newly generated, we do not have the correct action data corresponding to the errors. Although one can use a more powerful LLM to correct these errors automatically, the quality of the generated data is inevitably lower compared to expert data. To balance data diversity and quality, we propose a limited exploration scheme guided by expert trajectories, referred to as *teacher-guided exploration* (TGE). Correspondingly, we call the aforementioned free exploration scheme *teacher-free exploration* (TFE). These two schemes complement each other and enhance the diversity and quality of the collected experiences.

Specifically, for each expert's sub-trajectory $(q_p, j_t) \in D_p$, the agent conducts TGE by ex-

cuting the action $\hat{a}_t \sim \pi_\theta(\cdot | q_p, j_{t-1})$. The environment then provides feedback f_t indicating the executability of this action. Since the agent only performs one step of exploration under the guidance of the expert, we can naturally use a_t as the ground truth action for that step. After traversing all the expert trajectories, we obtain the feedback dataset D_f^{TGE} consisting of samples in the form of $(q_f, j_{t-1}, \hat{a}_t, f_t)$, and the correction dataset D_c^{TGE} consisting of samples in the form of $(q_c, j_{t-1}, \hat{a}_t, f_t, a_t)$ where $\hat{a}_t \neq a_t$, q_f is the instruction that prompts the model to generate feedback, and q_c is the instruction that prompts the model to correct errors. Please refer to Appendix A for templates of these samples.

During TFE, the agent iterates through each task instruction $q_p \sim \mathcal{Q}$ and accordingly obtain trajectories $j_t = (\hat{a}_1, \hat{o}_1, \dots, \hat{a}_t, \hat{o}_t)$. Similar to TGE, whenever the agent predicts a non-executable \hat{a}_t , the environment provides feedback f_t indicating why this action is non-executable. To obtain the executable action at this step without manual intervention, we leverage an LLM with powerful reasoning ability (e.g., GPT-4o) to automatically correct the action, yielding a_t . Considering the LLM may not always provide perfect corrections due to a lack of environment alignment, we further filter its predictions to ensure the corrections are executable. As a result, we obtain the feedback dataset D_f^{TFE} and D_c^{TFE} , each in the same form as the samples in D_f^{TGE} and D_c^{TGE} , respectively.

Training Phase After the above two phases, we obtain the planning dataset D_p , the feedback dataset $D_f = D_f^{\text{TGE}} \cup D_f^{\text{TFE}}$, and the correction dataset $D_c = D_c^{\text{TGE}} \cup D_c^{\text{TFE}}$.

Next, we train the agent to align with the environmental knowledge gathered from these datasets and to develop the ability to provide feedback and correct its own errors. This is achieved by fine-tuning the agent to minimize the following losses:

$$\begin{aligned} \mathcal{L}_p(\theta) &= \mathbb{E}_{\mathcal{D}_p} [-\log \pi_\theta(a_t | q_p, j_{t-1})], \\ \mathcal{L}_f(\theta) &= \mathbb{E}_{\mathcal{D}_f} [-\log \pi_\theta(f_t | q_f, j_{t-1}, \hat{a}_t)], \\ \mathcal{L}_c(\theta) &= \mathbb{E}_{\mathcal{D}_c} [-\log \pi_\theta(a_t | q_c, j_{t-1}, \hat{a}_t, f_t)], \\ \mathcal{L}_{total}(\theta) &= \mathcal{L}_p(\theta) + \mathcal{L}_f(\theta) + \mathcal{L}_c(\theta). \end{aligned} \quad (2)$$

We refer the reader to the pseudo-code of the overall E²CL process in Appendix F.

Algorithm 1: Speculative Inference

Input: π_θ : The policy of robot agent, VS: Virtualhome Simulator

Output: R: Execution result for each task

while *Step length less than threshold* **do**

 Generate initial action \hat{a}_t

if *The task is finished* **then**

 Iteration stops

 Generate feedback \hat{f}_t for \hat{a}_t

if \hat{a}_t *is non-executable* **then**

 Generate correction action \hat{a}_c

 Generate feedback \hat{f}_t for \hat{a}_c

if \hat{a}_c *is executable* **then**

\hat{a}_c executed in VS

else

\hat{a}_t executed in VS

 Execution information recorded into R

 Renew to next time step

return R: *Execution result for each task*

2.3 Speculative Inference

To utilize the learned abilities in the training phase, we propose speculative inference, a process of predicting the error occurring ahead and correcting itself. This process reduces execution errors and generates correct action based on self-generated feedback.

To be more precise, when given each test task instruction q_p , the agent initially predicts a action $\hat{a}_t \sim \pi_\theta(\cdot | q_p, j_{t-1})$. However, this action \hat{a}_t will not be executed immediately. The agent will ‘reflect’ itself and generate an environment feedback $\hat{f}_t \sim \pi_\theta(\cdot | q_f, j_{t-1}, \hat{a}_t)$. If the agent believes the initial action \hat{a}_t is executable, then this action will be executed. Otherwise, the embodied agent will correct this action \hat{a} and predict a new action $\hat{a}_c \sim \pi_\theta(\cdot | q_c, j_{t-1}, \hat{a}_t, \hat{f}_t)$. Once the corrected action \hat{a}_c passes its own check, this action will be executed at this step and concatenated into trajectory \hat{j}_{t-1} . The above process is iterated until the agent assumes the task is finished or the total steps exceed the maximum threshold. The process of speculative inference for each test task is shown in Algorithm 1.

3 Experiments

3.1 Experimental Settings

VirtualHome Environment & Tasks We evaluate our method in the VirtualHome Environment (Puig et al., 2018), a simulation platform for

performing typical household activities.

During the experiment, we are able to access data, such as states of objects, observation of agents, and environmental feedback, from the simulator. We refer to Appendix D for more details of the environment.

We use the predefined tasks from ActivityPrograms Knowledge Base (Puig et al., 2018) for the experiment. It contains 292 unique high-level household tasks, with 1374 unique action plans and 6201 unique environmental settings in total extracted from VirtualHome.

After filtering low-quality tasks, we conduct experiments on a total of 285 tasks. They are randomly divided into a training set of 235 tasks and a test set of 50 tasks. We select 50 tasks from the training set as seen tasks, while the 50 tasks in the test set as unseen tasks. We evaluate the method on both seen tasks and unseen tasks.

Baselines We compare our method with both prompting-based methods and other tuning-based baseline methods. Similar to our approach, tuning-based methods achieve alignment between the embodied agent and the environment via model fine-tuning. (1) **Language-planner** (Huang et al., 2022) aims to inject environment knowledge into prompt and prompted Large Language Models to output action. We utilize GPT-4o as the foundational model for our baseline method. (2) We perform **Behavior Cloning (BC)** on expert planning data (Chen et al., 2023; Zeng et al., 2023), which is the same method used in the pre-tuning phase of our methods and other baselines. (3) **LWM** (Xiang et al., 2024) employs a robot agent to interact with the environment and collect a large amount of environmental knowledge data to fine-tune the model. (4) **Plasma** (Brahman et al., 2023) leverages ChatGPT to generate multi-task planning-related data for model training. (5) **Lema** (An et al., 2023) enhances the agent’s reasoning capabilities by providing error-correction data pairs during model fine-tuning. (6) **NAT** (Wang et al., 2024b) implements a negative-aware training approach, enabling LM-based agents to effectively learn from both positive and negative examples.

Evaluation Metrics Following previous studies (Puig et al., 2018; Raman et al., 2022), we evaluate our action plans across three metrics: **executability (Exec.)**, **affordance rate (AR)**, and **longest common sequence (LCS)**. Executability measures whether an action plan can be correctly

parsed and satisfies the common-sense constraints of the environment. Specifically, the parsed action must contain only allowable action, and the objects must be in the environment. Moreover, the action must satisfy the pre-conditions (e.g., the embodied agent cannot send email before walking to the computer) and post-conditions (e.g., the state of TV changes from closed to open after the agent opens it). Similarly to executability, affordance rate measures the average percentage of all plan steps that are executable, in cases where the entire plan is not executable. However, executability and affordance rate only can reflect whether the agent could compliant with environment physical constraints, but they cannot reflect whether the plan is correct. LCS calculates the length of the longest common subsequence between generated plans and the ground truth plans, normalized by the maximum length of the two.

3.2 Results

As shown in Table 1, our method outperforms both prompting-based and tuning-based baseline methods across multiple metrics, showing the superiority of our method.

Notably, the prompting-based method significantly lags behind all tuning-based methods in different metrics. Despite this contradicts with the experience that LLMs exhibit exceptional general reasoning capabilities, we observe that the actions generated by prompt-based methods, while seemingly reasonable, fail to comply with the physical constraints of the environment often. Regarding tuning-based baseline methods, our method demonstrates significant improvements over BC in both seen and unseen tasks.

Moreover, LWM and Plasma, which are also fed by expert planning data and can be seen as augmented versions of BC, only show a marginal increase in performance. Compared to these BC-based methods, the method utilizing failure data, i.e., Lema and NAT, demonstrates better performance. Taking a step further, we evolve this idea by training the agent to develop self-feedback and self-correction capabilities through its failure experiences. The results show that our method increases executability-related metrics by up to 15% and LCS by up to 10% compared with Lema and NAT. This demonstrates that these two capabilities effectively enable the agent to align with the environment for task-solving.

Type	Method	Seen Tasks			Unseen Tasks		
		Exec.	AR	LCS	Exec.	AR	LCS
Prompting-based	Language-planner (Huang et al., 2022)	0.18	0.62	0.19	0.16	0.58	0.16
Tuning-based	BC	0.70	0.90	0.67	0.35	0.80	0.38
	LWM (Xiang et al., 2024)	0.69	0.89	0.67	0.34	0.79	0.40
	Plasma (Brahman et al., 2023)	0.71	0.91	0.67	0.41	0.82	0.40
	Lema (An et al., 2023)	0.70	0.91	0.68	0.42	0.82	0.40
	NAT (Wang et al., 2024b)	0.67	0.89	0.75	0.49	0.83	0.44
	E²CL (Ours)	0.79	0.94	0.78	0.57	0.85	0.46

Table 1: Comparisons between our method and other baselines on *seen* and *unseen* tasks.

Method	Exec.	AR	LCS
Ours	0.57	0.85	0.46
- w/o D_c and D_f	0.35	0.80	0.38
- w/o D_f	0.44	0.82	0.39
- w/o D_c	0.41	0.82	0.39

Table 2: Task-solving performance of the agent on unseen tasks when trained with ablated data.

3.3 Ablation Study on Training Data

In this section, we explore the impact of the collected training data, i.e., feedback data D_f and correction data D_c , on overall performance by ablating them in the training. During the inference phase, we employ speculative inference for all settings to ensure consistency. As shown in Table 2, we observe that both D_f and D_c are each beneficial for the agent, but lag behind the combination of them. We hypothesize that the improvement observed when training with D_c is primarily due to the enhanced self-correction capability of the agent. However, the limited ability to generate high-quality action feedback hampers the effectiveness of self-correction during speculative inference, as demonstrated in Section 3.6. Compared to the agent training without both D_f and D_c , training with D_p and D_f improves the performance by training to predict environmental feedback, which explicitly aligns with environmental knowledge. However, the weak self-correction capability of the agent constrains the agent from generating executable and correct action in speculative inference, which is demonstrated in Section 3.5. In our method, we integrate both types of data, enabling our agent to generate higher-quality action feedback and exhibit stronger self-correction abilities. This results in a substantial performance boost

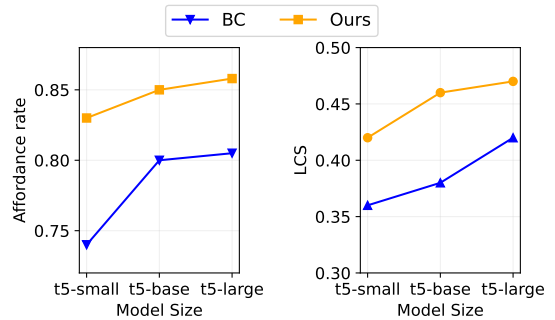


Figure 3: Task-solving performance of the agent on unseen tasks based on different sizes of LM and different training methods.

compared to other ablation settings.

3.4 Analysis on Different Size of the Model

To investigate the impact of model size on performance, we train models of different sizes on seen tasks using both BC and our method, and evaluated them on unseen tasks. Our results are in line with common experience, where larger models perform relatively better across all aspects, indicating that model scale significantly impacts performance. Moreover, it can also be observed that our method outperforms BC in both Affordance rate and LCS across models with different parameter sizes, which demonstrates that our method consistently provides superior performance regardless of model size. Notably, when using our method, smaller models achieve performance surpassing larger models using BC across all metrics. This finding suggests that our method is able to release the potential of small language models and lays the foundation for building agents that work on edge devices in the future.

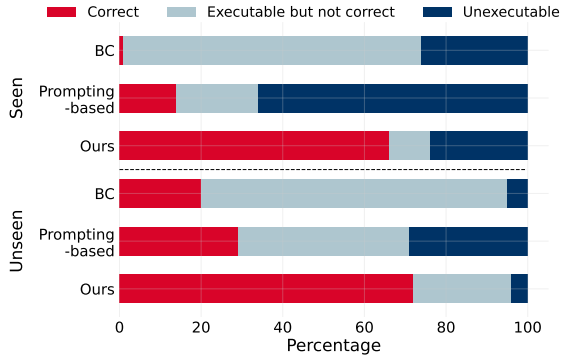


Figure 4: Comparison of self-correction capability between our method and other baseline methods.

3.5 Evaluation on Self-Correction Ability

We further evaluate the self-correction capability of our constructed agent. We conduct two different experiment settings to validate the performance of the agent. For seen tasks, we randomly select 100 samples from correction data. For unseen tasks, we collect 100 correction data samples in a similar process to TGE. For comparison, we also evaluate the prompting-based agent and the agent trained by BC. Since these two agents have both undergone general instruction tuning, we instruct them to conduct self-correction off the shelf.

As shown in Figure 4, our method generates correct corrected actions far more frequently than BC and prompting-based methods in both seen tasks and unseen tasks, which demonstrates our agent’s strong self-correction capability. The powerful self-correction capability reflects our agent can truly align with the environment and generate correct corrective actions that do not violate physical constraints. Furthermore, we can observe from Figure 4 that our agent generates correct actions at a high proportion in both seen and unseen tasks. This ensures a reliable self-correction process in speculative inference.

3.6 Analysis on Speculative Inference

To analyze the contribution of speculative inference to overall performance, as well as to explore the quality and effectiveness of self-generated feedback, we conduct an analysis on speculative inference.

Firstly, as shown in Table 3, we conduct three kinds of experiment settings and test their performance on unseen tasks. Employing speculative inference significantly improves the agent’s executability and affordance rate. This shows that spec-

Method	w/ D_f & D_c ?	w/ si?	Exec.	AR	LCS
BC			0.35	0.80	0.38
Ours	✓	✗	0.47	0.82	0.46
	✓	✓	0.57	0.85	0.46

Table 3: Performance of the agent without speculative inference. "si" denotes speculative inference as described.

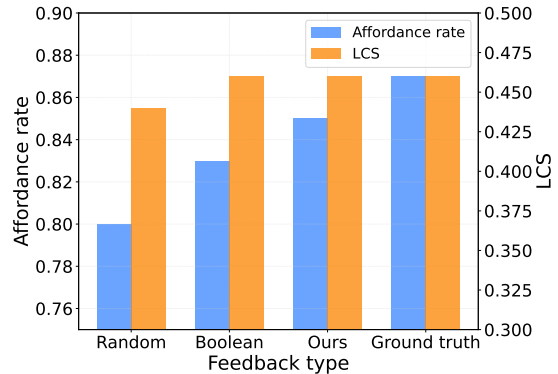


Figure 5: Task-solving performance of the agent on unseen tasks when fed with different types of feedback. *Random*: Randomly select a feedback type from all available feedback. *Boolean*: a ground truth boolean signal, indicating whether the initial action is executable or not. *Ours*: The self-generated feedback on the initial action used in our method. *Ground truth*: The ground truth feedback from the environment.

ulative inference effectively reduces errors during execution, which demonstrates the effectiveness of the design. Moreover, LCS has not changed regardless of using speculative inference. This indicates that speculative inference contributes to the performance gain mainly by generating more executable actions, instead of recovering the expert trajectories in the training data.

Next, we provide our agent with self-generated feedback as well as three other types of feedback, and test its performance on unseen tasks. As shown in Figure 5, given random feedback to the agent, the agent performs worst in both affordance rate and LCS, which underscores the importance of high-quality feedback. When fed with self-generated feedback, the agent performs better than that of using random feedback and boolean executability signals, while slightly worse than that of using ground truth. This suggests that our method enables the agents to generate feedback with good quality. Overall, we can observe that feedback with better qualities yields a better performance, which

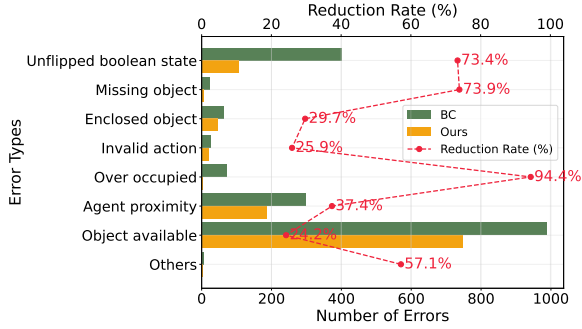


Figure 6: Error statistics of our method and BC when testing on unseen tasks.

demonstrates that the speculative inference process faithfully relies on high-quality feedback.

3.7 Error Analysis

We also perform an error analysis to identify the aspects where the agent constructed using our method outperforms BC. There are a total of eight types of errors, which can be further classified into grounding errors (object availability) and execution-related errors (others). The detailed demonstration can be found in the Appendix B. As shown in Figure 6, we observe that all error types decreased by more than 24%, with *Over occupied* error showing the highest reduction rate of 94.4%. This highlights the effectiveness of our method in reducing various types of errors, highlighting its comprehensiveness. For the two most frequent types of execution-related errors, *unflipped boolean state* and *agent proximity*, our method achieves a reduction in error count by over 37% compared to BC, thereby demonstrating its effectiveness. Although our method primarily aims to avoid execution errors related to physical constraint and does not specifically target grounding errors such as *object availability*, the fact that it still reduces this type of error demonstrates the generalizability of our method.

4 Related Work

LM-based Agent Nowadays, due to the increasingly powerful generalization capabilities of language models, they are often regarded as the policy function of agents to plan their behavior (Tan et al., 2024; Carta et al., 2023). However, one issue is that there may be a misalignment between the knowledge in the environment and the internal knowledge of the model. Consequently, a significant amount of work aims to ground the language

model to the environment (Brohan et al., 2023; Fu et al., 2024; Song et al., 2023). Some studies harness the immense capabilities of large language models and employ intricate prompts or integrate specifically designed modules (Huang et al., 2022, 2024; Raman et al., 2022; Singh et al., 2023; Wang et al., 2023; Guan et al., 2023). However, LLM-based agents would cost heavily and are not suitable for offline scenarios. Some line of work deploys language model as decision-making agents to align with embodied environments via reinforcement learning (Tan et al., 2024; Carta et al., 2023). This type of approach tends to have low learning efficiency in embodied environments with large action spaces. In addition, similar to our approach, other research efforts have proposed frameworks where the agent first explores the environment and subsequently utilizes the exploration experience for learning (Li et al., 2022; Xiang et al., 2024). These approaches often overly focus on the agent and lack comprehensive environmental feedback modeling, making it difficult to avoid execution errors.

Learning from Failure After exploration, the agent would encounter failure in the past experience, which is assumed as negative samples. The topic of learning from negative samples has increasingly gained attention as an alternative approach to learning solely from positive samples. Traditionally, some studies aim to decrease the probability of negative samples while increasing the probability of positive samples in order to achieve better performance (Wang et al., 2024a; Zheng et al., 2023; Liu et al., 2022). Additionally, some works construct correcting dataset and tuning language models on these data (An et al., 2023; Wang et al., 2024b; Bai et al., 2022). Besides, there are other efforts aimed at leveraging the comprehension abilities of language models to widen the gap between positive and negative samples (An et al., 2023; Liu et al., 2023; Zhang et al., 2023). In our work, we similarly leverage the inherent understanding capabilities of language models and enhance the embodied agent’s learning from environmental feedback on exploration errors, as well as its ability to self-correct.

5 Conclusion

In this work, we aim to align the embodied agent with the environment to enhance its task-solving performance. Firstly, we present E²CL, a novel framework that leverages exploration-induced er-

rors and environmental feedback to enhance environment alignment for LM-based agents during *teacher-guided* and *teacher-free* exploration. Furthermore, we introduce speculative inference, a process in which the agent utilizes learned abilities for self-feedback and self-correction to reduce execution errors. Extensive experiments show that our method outperforms behavior cloning and other baseline methods.

Limitations

The baseline model for the robot agent constructed using our method is a text-based model, meaning the agent’s observations are input in textual form. However, there is a gap between textual descriptions of real-world visual images and the actual visual information, which cannot fully encapsulate all real-world details. This discrepancy affects the robot agent’s ability to ground itself in the environment. In future work, we aim to incorporate visual information directly into the input to better align with real-world scenarios. Additionally, although VirtualHome (Puig et al., 2018) is a relatively complex environment, we have not conducted experimental validation in other embodied environments or the real world. In the future, we will perform more experiments for validation.

Ethical Considerations

This work aims to construct a robot agent within Virtual Environment. The virtual environment setup and related data strictly follow the specifications of VirtualHome (Puig et al., 2018). We refer to VirtualHome v2.3.0¹ to conduct out our experiments (MIT license²). The models, i.e. flan-t5-small, flan-t5-base and flan-t5-large (Chung et al., 2024), we use for fine-tuning are all open-source, and we will strictly follow the protocols for the academic use of these language models (Apache License 2.0³). In addition, we partially use AI assistants, such as Copilot and ChatGPT, to help with our coding and writing.

References

Shengnan An, Zexiong Ma, Zeqi Lin, Nanning Zheng, Jian-Guang Lou, and Weizhu Chen. 2023. Learn-

ing from mistakes makes llm better reasoner. *arXiv preprint arXiv:2310.20689*.

Yuntao Bai, Saurav Kadavath, Sandipan Kundu, Amanda Askell, Jackson Kernion, Andy Jones, Anna Chen, Anna Goldie, Azalia Mirhoseini, Cameron McKinnon, et al. 2022. Constitutional ai: Harmlessness from ai feedback. *arXiv preprint arXiv:2212.08073*.

Faeze Brahman, Chandra Bhagavatula, Valentina Pyatkin, Jena D. Hwang, Xiang Lorraine Li, Hirona J. Arai, Soumya Sanyal, Keisuke Sakaguchi, Xiang Ren, and Yejin Choi. 2023. Plasma: Making small language models better procedural knowledge models for (counterfactual) planning. *ArXiv preprint*.

Anthony Brohan, Yevgen Chebotar, Chelsea Finn, Karol Hausman, Alexander Herzog, Daniel Ho, Julian Ibarz, Alex Irpan, Eric Jang, Ryan Julian, et al. 2023. Do as i can, not as i say: Grounding language in robotic affordances. In *Conference on robot learning*, pages 287–318. PMLR.

Thomas Carta, Clément Romac, Thomas Wolf, Sylvain Lamprier, Olivier Sigaud, and Pierre-Yves Oudeyer. 2023. Grounding large language models in interactive environments with online reinforcement learning. In *International Conference on Machine Learning*, pages 3676–3713. PMLR.

Baian Chen, Chang Shu, Ehsan Shareghi, Nigel Collier, Karthik Narasimhan, and Shunyu Yao. 2023. Fireact: Toward language agent fine-tuning. *arXiv preprint arXiv:2310.05915*.

Hyung Won Chung, Le Hou, Shayne Longpre, Barret Zoph, Yi Tay, William Fedus, Yunxuan Li, Xuezhi Wang, Mostafa Dehghani, Siddhartha Brahma, et al. 2024. Scaling instruction-finetuned language models. *Journal of Machine Learning Research*, 25(70):1–53.

Rao Fu, Jingyu Liu, Xilun Chen, Yixin Nie, and Wenhan Xiong. 2024. Scene-llm: Extending language model for 3d visual understanding and reasoning. *arXiv preprint arXiv:2403.11401*.

Lin Guan, Karthik Valmeekam, Sarath Sreedharan, and Subbarao Kambhampati. 2023. Leveraging pre-trained large language models to construct and utilize world models for model-based task planning. *Advances in Neural Information Processing Systems*, 36:79081–79094.

Shibo Hao, Yi Gu, Haodi Ma, Joshua Jiahua Hong, Zhen Wang, Daisy Zhe Wang, and Zhiting Hu. 2023. Reasoning with language model is planning with world model. *arXiv preprint arXiv:2305.14992*.

Wenlong Huang, Pieter Abbeel, Deepak Pathak, and Igor Mordatch. 2022. Language models as zero-shot planners: Extracting actionable knowledge for embodied agents. In *International Conference on Machine Learning*, pages 9118–9147. PMLR.

¹<https://github.com/xavierpuigf/virtualhome/tree/master>

²<https://github.com/xavierpuigf/virtualhome/blob/master/LICENSE>

³<https://huggingface.co/google/flan-t5-base>

- Wenlong Huang, Fei Xia, Dhruv Shah, Danny Driess, Andy Zeng, Yao Lu, Pete Florence, Igor Mordatch, Sergey Levine, Karol Hausman, et al. 2024. Grounded decoding: Guiding text generation with grounded models for embodied agents. *Advances in Neural Information Processing Systems*, 36.
- Aitor Lewkowycz, Anders Andreassen, David Dohan, Ethan Dyer, Henryk Michalewski, Vinay Ramasesh, Ambrose Slone, Cem Anil, Imanol Schlag, Theo Gutman-Solo, et al. 2022. Solving quantitative reasoning problems with language models. *Advances in Neural Information Processing Systems*, 35:3843–3857.
- Shuang Li, Xavier Puig, Chris Paxton, Yilun Du, Clinton Wang, Linxi Fan, Tao Chen, De-An Huang, Ekin Akyürek, Anima Anandkumar, et al. 2022. Pre-trained language models for interactive decision-making. *Advances in Neural Information Processing Systems*, 35:31199–31212.
- Hao Liu, Carmelo Sferrazza, and Pieter Abbeel. 2023. Chain of hindsight aligns language models with feedback. *arXiv preprint arXiv:2302.02676*.
- Yixin Liu, Pengfei Liu, Dragomir Radev, and Graham Neubig. 2022. Brio: Bringing order to abstractive summarization. *arXiv preprint arXiv:2203.16804*.
- Xavier Puig, Kevin Ra, Marko Boben, Jiaman Li, Tingwu Wang, Sanja Fidler, and Antonio Torralba. 2018. Virtualhome: Simulating household activities via programs. In *Proceedings of the IEEE conference on computer vision and pattern recognition*, pages 8494–8502.
- Shreyas Sundara Raman, Vanya Cohen, David Paulius, Ifrah Idrees, Eric Rosen, Ray Mooney, and Stefanie Tellex. 2022. Cape: Corrective actions from pre-condition errors using large language models. *arXiv preprint arXiv:2211.09935*.
- Ishika Singh, Valts Blukis, Arsalan Mousavian, Ankit Goyal, Danfei Xu, Jonathan Tremblay, Dieter Fox, Jesse Thomason, and Animesh Garg. 2023. Prog-prompt: Generating situated robot task plans using large language models. In *2023 IEEE International Conference on Robotics and Automation (ICRA)*, pages 11523–11530. IEEE.
- Chan Hee Song, Jiaman Wu, Clayton Washington, Brian M Sadler, Wei-Lun Chao, and Yu Su. 2023. Llm-planner: Few-shot grounded planning for embodied agents with large language models. In *Proceedings of the IEEE/CVF International Conference on Computer Vision*, pages 2998–3009.
- Weihao Tan, Wentao Zhang, Shanqi Liu, Longtao Zheng, Xinrun Wang, and Bo An. 2024. True knowledge comes from practice: Aligning llms with embodied environments via reinforcement learning. *arXiv preprint arXiv:2401.14151*.
- Guanzhi Wang, Yuqi Xie, Yunfan Jiang, Ajay Mandlekar, Chaowei Xiao, Yuke Zhu, Linxi Fan, and Anima Anandkumar. 2023. Voyager: An open-ended embodied agent with large language models. *URL <https://arxiv.org/abs/2305.16291>*.
- Jiashuo Wang, Haozhao Wang, Shichao Sun, and Wenjie Li. 2024a. Aligning language models with human preferences via a bayesian approach. *Advances in Neural Information Processing Systems*, 36.
- Renxi Wang, Haonan Li, Xudong Han, Yixuan Zhang, and Timothy Baldwin. 2024b. Learning from failure: Integrating negative examples when fine-tuning large language models as agents. *arXiv preprint arXiv:2402.11651*.
- Jiannan Xiang, Tianhua Tao, Yi Gu, Tianmin Shu, Zirui Wang, Zichao Yang, and Zhiting Hu. 2024. Language models meet world models: Embodied experiences enhance language models. *Advances in neural information processing systems*, 36.
- Shunyu Yao, Jeffrey Zhao, Dian Yu, Nan Du, Izhak Shafran, Karthik Narasimhan, and Yuan Cao. 2022. React: Synergizing reasoning and acting in language models. *arXiv preprint arXiv:2210.03629*.
- Aohan Zeng, Mingdao Liu, Rui Lu, Bowen Wang, Xiao Liu, Yuxiao Dong, and Jie Tang. 2023. Agenttuning: Enabling generalized agent abilities for llms. *arXiv preprint arXiv:2310.12823*.
- Tianjun Zhang, Fangchen Liu, Justin Wong, Pieter Abbeel, and Joseph E Gonzalez. 2023. The wisdom of hindsight makes language models better instruction followers. In *International Conference on Machine Learning*, pages 41414–41428. PMLR.
- Chujie Zheng, Pei Ke, Zheng Zhang, and Minlie Huang. 2023. Click: Controllable text generation with sequence likelihood contrastive learning. *arXiv preprint arXiv:2306.03350*.

Appendix

A Data Template

We show the data template of planning data (D_p), feedback data (D_f) and correction data (D_c). Each piece of data adheres to the specified format.

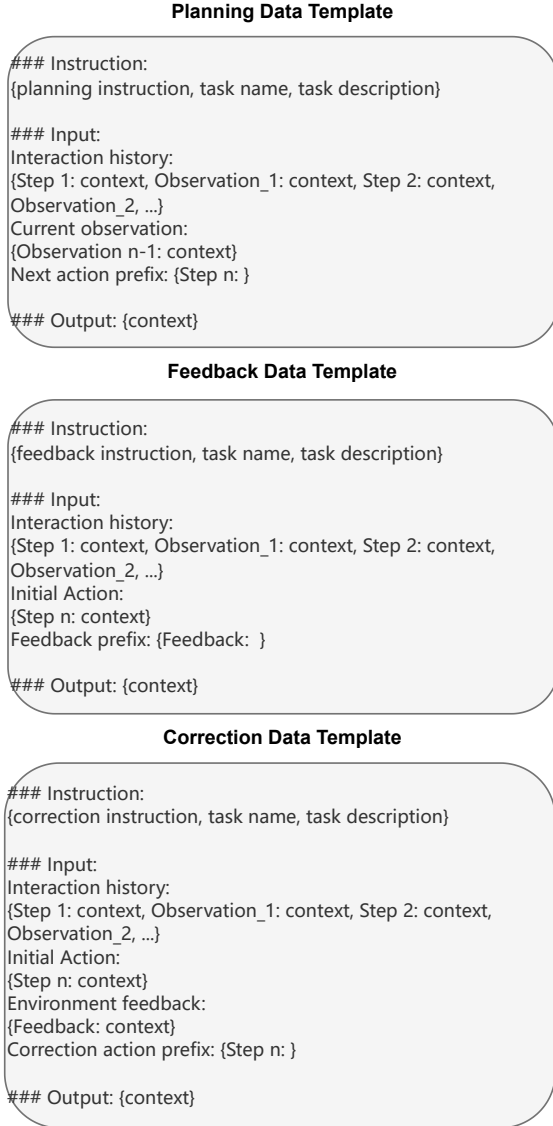


Figure 7: Data template of planning data, feedback data and correction data

B Illustration of Error Type

During the interaction between the agent and the environment, we collect error feedback from the environment and classify it into eight categories as followings.

Unflipped Boolean State error occurs when an action meant to change the state of an object with a Boolean attribute (such as open/closed or on/off)

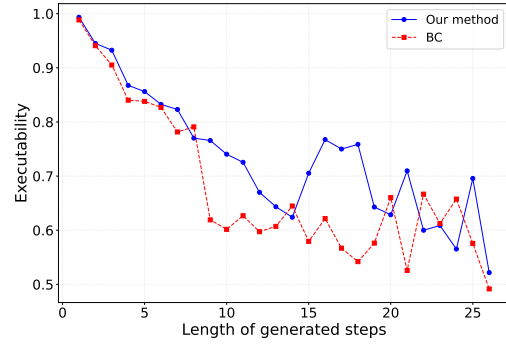


Figure 8: Comparison of Our method and BC in terms of executability across different tasks (varying lengths of generated steps)

does not achieve the intended effect, like attempting to open an already open door. *Missing Object* error arises when the agent is not holding the necessary object to complete an action, preventing the task’s execution. *Enclosed Object* error involves the target object being contained within a closed structure, with the action failing to free the object for use. *Invalid Action* error occurs when the agent attempts to perform an action on a target object that is not afforded to it, such as trying to pull a ceiling. *Over-occupied Agent* error happens when the agent’s hands are occupied or already interacting with objects, leaving it unable to interact with the target object in the current step. *Agent Proximity* errors arise when the agent is not close enough to the target object to perform the action. *Object availability* errors occur when the agent attempts to interact with an object that does not exist in the environment. The remaining errors are categorized under *Others*.

C Length Analysis

Following our common sense, tasks with a greater number of steps are generally considered more challenging for the agent. To evaluate the performance of the agent on tasks of varying difficulty, we collected and analyzed the executability of tasks with different lengths of generated steps between our method and BC. As shown in 8, in terms of execution rates for different lengths of generated steps, our method outperforms BC, particularly in tasks with longer steps. This indicates the widespread efficacy of our method.

Task: Work	
Description: I walk to the office. I sit down in the chair. I turn on the computer. I start typing on the keyboard.	
Natural language	Programs
Walk to home office	[WALK] <home_office> (319)
Walk to chair	[WALK] <chair> (356)
Find chair	[FIND] <chair> (356)
Sit on chair	[SIT] <chair> (356)
Find computer	[FIND] <computer> (417)
Switch on computer	[SWITCHON] <computer> (417)
Find keyboard	[FIND] <keyboard> (415)
Type on keyboard	[TYPE] <keyboard> (415)

Table 4: A piece of data sample from ActivityPrograms Knowledge Base

D More Details of Virtualhome Environment

VirtualHome provides diverse and customizable household environments that support a wide array of possible interactions in the form of atomic action steps. There are three kinds of action template based on the action type, which are "[Action]", "[Action] <Object> <id>" and "[Action] <Object> <id> <Object> <id>". Each [Action] refers to one of 42 atomic actions supported in Virtualhome. Full list of atomic actions are shown in Table 5. In each scene, there are around 350 objects which the embodied agent can interact with and each object refers to the specific <id>. Each object has properties(e.g. drinkable, eatable) corresponding to its action affordances. Some objects also have a semantic state like heated, washed, or used.

In ActivityPrograms Knowledge Base (Puig et al., 2018), there are 292 unique high-level household tasks, with 1374 unique action plans and 6201 unique environments in total extracted from VirtualHome, and task and action plan samples manually annotated by Amazon Mechanical Turk workers. Each data sample consists of a high-level task, the description of the task and the complete action programs, which can be directly executed in the VirtualHome environment. A piece of data sample is shown in Table 4.

E Further Experiment Details

In our work, we primarily fine-tuned three models of different sizes: flan-t5-small with 77 million parameters, flan-t5-base with 248 million parameters, and flan-t5-large with 783 million parameters (Chung et al., 2024).

All experiments were conducted on eight

Atomic actions	VirtualHome accepted format
CLOSE	[CLOSE] <Object> <id>
DRINK	[DRINK] <Object> <id>
FIND	[FIND] <Object> <id>
WALK	[WALK] <Object> <id>
GRAB	[GRAB] <Object> <id>
LOOKAT	[LOOKAT] <Object> <id>
OPEN	[OPEN] <Object> <id>
POINTAT	[POINTAT] <Object> <id>
PUTBACK	[PUTBACK] <Object> <id> <Object> <id>
PUTIN	[PUTIN] <Object> <id> <Object> <id>
PUTOBJBACK	[PUTOBJBACK] <Object> <id>
RUN	[RUN] <Object> <id>
SIT	[SIT] <Object> <id>
STANDSUP	[STANDSUP]
SWITCHOFF	[SWITCHOFF] <Object> <id>
SWITCHON	[SWITCHON] <Object> <id>
TOUCH	[TOUCH] <Object> <id>
TURNT0	[TURNT0] <Object> <id>
WATCH	[WATCH] <Object> <id>
WIPE	[WIPE] <Object> <id>
PUTON	[PUTON] <Object> <id>
PUTOFF	[PUTOFF] <Object> <id>
GREET	[GREET] <Object> <id>
DROP	[DROP] <Object> <id>
READ	[READ] <Object> <id>
LIE	[LIE] <Object> <id>
POUR	[POUR] <Object> <id> <Object> <id>
TYPE	[TYPE] <Object> <id>
PUSH	[PUSH] <Object> <id>
PULL	[PULL] <Object> <id>
MOVE	[MOVE] <Object> <id>
WASH	[WASH] <Object> <id>
RINSE	[RINSE] <Object> <id>
SCRUB	[SCRUB] <Object> <id>
SQUEEZE	[SQUEEZE] <Object> <id>
PLUGIN	[PLUGIN] <Object> <id>
PLUGOUT	[PLUGOUT] <Object> <id>
CUT	[CUT] <Object> <id>
EAT	[EAT] <Object> <id>
SLEEP	[SLEEP]
WAKEUP	[WAKEUP]
RELEASE	[RELEASE] <Object> <id>

Table 5: Full list of atomic actions and accepted form of virtualhome environment

NVIDIA RTX A6000 GPUs. During the pre-tuning phase, we selected 1000 samples from the expert planning data D_p and trained for one epoch. During the training process, we set the following hyper-parameters: a batch size of 30, training for three epochs, and selecting the best-performing checkpoints from these epochs. The learning rate was set to $1e-4$. During the inference process, all generation parameters were kept consistent with the default generation parameters of the flan-t5 series models. All experiments are expected to reproduce in one day.

Algorithm 2: Exploration-based Error Correction Learning

Input: \mathcal{D}_p : Expert planning data, π_θ : initial robot agent policy, T_1 : number of epochs in pre-tuning phase, VS: Virtualhome Simulator, M : Number of tasks, n_j : the step length of task j , M: GPT-4o, T_2 : number of epochs in training phase.

Output: Final policy π_θ

// Construct a weak robot agent to explore the environment

Randomly select few planning training data $\mathcal{D}_{few} \subseteq \mathcal{D}_p$

for $i = 1$ **to** T_1 **do**

└ Optimize θ on BC objective: $\mathcal{L}(\theta) = \mathbb{E}_{(q_p, j_t) \sim \mathcal{D}_p} [-\log \pi_\theta(a_t | (q_p, j_{t-1}))]$

// Teacher-guide Exploration

for $j = 1$ **to** M **do**

└ **for** $k = 1$ **to** n_j **do**

└ Predicting the action $\hat{a}_k \sim \pi_\theta(q_p, j_{k-1})$

└ \hat{a}_k executed in VS and obtain new observation o_k , environmental execution feedback f_k

└ **if** $(\hat{a}_k \neq a_k)$ & \hat{a}_k is non-executable **then**

└ Correction data sample: $(q_c, j_{k-1}, \hat{a}_k, f_k, a_k)$ added to D_c

└ Feedback data sample: $(q_f, j_{k-1}, \hat{a}_k, f_k)$ added to D_f

└ a_k executed in VS and obtain new observation o_k

└ **if** $\hat{a}_k == a_k$ **then**

└ Feedback data sample: $(q_f, j_{k-1}, a_k, True)$ added to D_f

// Teacher-free Exploration

for $j = 1$ **to** M **do**

└ **while** the agent assumes the task is not finished **do**

└ Predicting the action $\hat{a}_k \sim \pi_\theta(q_p, j_{k-1})$

└ \hat{a}_k executed in VS and obtain new observation o_k , environmental execution feedback f_k

└ **if** \hat{a}_k is non-executable **then**

└ Gain corrected action $a_c \sim M(q_c, j_{k-1}, \hat{a}_k, f_k)$

└ Correction data sample: $(q_c, j_{k-1}, \hat{a}_k, f_k, a_c)$ added to D_c

└ Feedback data sample: $(q_f, j_{k-1}, \hat{a}_k, f_k)$ added to D_f

// Learning from Exploration Past Experience

for $i = 1$ **to** T_2 **do**

└ Optimize θ on autoregressive objective loss: $\mathcal{L}_{\text{SFT}}(\pi_\theta) = \mathbb{E}_{\sim \mathcal{D}_p} [-\log \pi_\theta(a_t | q_p, j_{t-1})] +$

└ $\mathbb{E}_{\sim \mathcal{D}_f} [-\log \pi_\theta(f_t | q_f, j_{t-1}, \hat{a}_t)] + \mathbb{E}_{\sim \mathcal{D}_c} [-\log \pi_\theta(a_t | q_c, j_{t-1}, \hat{a}_t, f_t)]$

return π_θ

F Pseudocode

This section presents the pseudocode of E^2CL in Algorithm 2. A detailed discussion of the method is given in Section 2.2.