

# Advancing Cyber Incident Timeline Analysis Through Rule-Based AI and Large Language Models

Fatma Yasmine LOUMACHI and Mohamed Chahine GHANEM \*

**Abstract**—Timeline Analysis (TA) plays a crucial role in Timeline Forensics (TF) within the field of Digital Forensics (DF). It focuses on examining and analyzing time-based digital artifacts, such as timestamps derived from event logs, file metadata, and other relevant data, to correlate events linked to cyber incidents and reconstruct their chronological sequence. Traditional tools often struggle to efficiently handle the large volume and variety of data generated during DF investigations and Incident Response (IR) processes. This paper introduces a novel framework, GenDFIR, which combines Rule-Based Artificial Intelligence (R-BAI) algorithms with Large Language Models (LLMs) to enhance and automate the TA process. The proposed approach consists of two key stages: (1) R-BAI is used to identify and select anomalous digital artifacts based on predefined rules. (2) The selected artifacts are then transformed into embeddings for processing by an LLM with the assistance of a Retrieval-Augmented Generation (RAG) agent. The LLM uses its capabilities to perform automated TA on the artifacts and predict potential incident outcomes. To validate the framework, we evaluated its performance, efficiency, and reliability. Several metrics were applied to simulated cyber incident scenarios, which were presented as forensic case documents. Our findings demonstrate the significant potential of integrating R-BAI and LLMs for TA. This innovative approach underscores the power of Generative AI (GenAI), particularly LLMs, and opens up new possibilities for advanced threat detection and incident reconstruction, marking a significant advancement in the field.

**Index Terms**—Digital Forensics, Incident Response, DFIR, Timeline Analysis, Cyber Incident, Generative AI, LLM, Rule-Based AI, RAG Agent, Cybersecurity.

## I. INTRODUCTION

In recent years, there has been a significant increase in cyber incidents due to exposed vulnerabilities, impacting a wide range of digital devices, including computers, IoT devices, network hardware (such as routers, switches, and IDS), and embedded systems. Data and artefacts resulting from these incidents are consistently considered and identified as evidence during the Digital Forensics (DF) investigation process [1]. Digital Forensics (DF), including Threat Forensics (TF), is crucial for uncovering evidence and reconstructing the sequence of events [2]. DF works closely with the Incident Response (IR) process, serving as a primary defense mechanism. Following a cyber incident, IR teams act immediately to identify, detect, and contain the threat. Subsequently, DF analysts

and experts are tasked with collecting data and digital artefacts from the incident for in-depth investigations [3]. However, the large volume and variety of data present significant challenges during Timeline Analysis (TA), necessitating rapid automated solutions [4]. Unfortunately, few tools can perform this task accurately, promptly, and effectively.

In response to this need, integrating Artificial Intelligence (AI) into the DF process, particularly into TA, has become essential. AI represents a significant advancement in the field, offering new tools and methodologies for investigation and analysis [5], [6], [7].

The AI landscape is broad and diverse, with each branch suited to specific tasks. For greater precision in DFIR, particularly within this research's scope, Generative AI (GenAI) Large Language Models (LLMs) and Rule-Based AI (R-BAI) algorithms are considered optimal due to their unique characteristics and functionalities.

LLMs surpass mere human-like creativity, playing a transformative role across various domains by enhancing productivity and automating complex tasks traditionally requiring human ingenuity [8]. Multimodal LLMs, which can process diverse data types such as images, audio files, and documents, are particularly noteworthy [9]. Both multimodal and single-modal LLMs are applicable to tasks such as sentiment analysis, predictive text generation, pattern recognition, and natural language understanding and generation. While LLMs excel in semantic understanding, they lack true memory and genuine comprehension [10]. To address these limitations, techniques like Retrieval-Augmented Generation (RAG) are employed to enhance context and performance by indexing external knowledge [11].

In contrast, R-BAI algorithms are simpler and utilize straightforward if-then statements, making them suitable for rule-based tasks [12]. Given the substantial data volume during DF data acquisition, R-BAI algorithms are effective for filtering and reducing data to manageable amounts. By applying predefined rules set by field professionals, we can focus on collecting only relevant digital artefacts and data.

Combining these two AI technologies and techniques for TF analysis presents promising opportunities to improve the efficiency, accuracy, depth, and speed of digital investigations. However, it is crucial to ensure responsible deployment and address ethical considerations, including potential biases, privacy concerns, and the limitations inherent in AI-powered forensic practices [13].

\* Mohamed Chahine Ghanem is the corresponding author.

F. Y. Loumachi is with Cyber Security Research Centre, London Metropolitan University, London, UK e-mail: fal0167@my.londonmet.ac.uk

M. C. Ghanem is with the Department of Computer Science, University of Liverpool and Cyber Security Research Centre, London Metropolitan University, UK e-mail: mcghanem@liverpool.ac.uk

### A. Contribution and Novelty

This research presents an innovative approach to the DFIR process by directly integrating R-BAI and LLMs for TA. The objective is to bridge the gap between theoretical methods and practical applications.

Our key contributions include:

- Utilizing R-BAI to filter and reduce the volume of collected data.
- Leveraging pre-trained LLMs with a Retrieval-Augmented Generation (RAG) agent for context-based query handling and question answering. While RAG agents with LLMs are an existing technology, our innovation lies in tailoring this solution to advance TA.
- Prompting the LLM to perform automated TA, correlate events, and generate a narrative forensic TA report to provide insights into the incident, including additional information and details such as mitigation solutions.

This practical approach can be adopted and further developed by forensic professionals, enabling faster and more accurate responses to cyber incidents. Additionally, its impact has the potential to extend beyond academia, influencing digital security practices and benefiting various stakeholders, such as law enforcement agencies, cybersecurity firms, and other organizations involved in DFIR. Ultimately, this work aims to contribute to a more secure digital environment.

### B. Research Question

This paper introduces the use of two AI solutions to advance TA. Our study is guided by the following main question:

- How can we build a system that is both efficient and relevant, where R-BAI and LLM are integrated to work together?

However, sub-questions can stem from the previous question:

- What is the deep significance of forensic TA, and which specific aspects within it need automation?
- What are the strengths and limitations of R-BAI?
- How will LLMs collaborate with R-BAI?
- How can LLMs effectively handle the concept of multi-modality in forensic TA?
- What are the limitations of LLMs, and how can these be addressed?
- How can we effectively evaluate GenDFIR?
- Is Forensic Timeline Analysis Truly Ready for Generative AI?

The paper is structured as follows to address the research questions: Section I provides an introduction to the field of DFIR, establishing a foundational understanding of its key aspects. Section II further elaborates on these details to offer deeper insights. In Section III, we review related works and literature to build a robust foundation and gather additional perspectives. Section IV details the development of our framework, including its primary algorithms. Section V covers the implementation and testing of the system using simulated scenarios to assess its effectiveness. Section VI evaluates the system's reliability, functionality, and effectiveness, while also

discussing the limitations of the research. In Section VII, we address the limitations and ethical considerations associated with developing and deploying this framework. Finally, Section VIII concludes the paper with recommendations for refinement and suggestions for future research.

## II. BACKGROUND

TA within DFIR, and Rule-Based (R-B) and LLMs within AI, represent two distinct areas of research. It is important to remember that this approach aims to automate tasks or processes using AI. Therefore, understanding and defining key concepts is crucial.

Below are definitions aligned with the scope of this research:

**Digital Artifact:** There is no formal and precise definition of this term in the literature [2]. However, within the field of digital forensics (DF), artefacts are referred to as processed and relevant data retrieved from digital devices. For example, in operating system (OS) forensics, these artefacts include the file system, OS executables, network activity, internet history, cache, and more.

**Digital Data:** Data refers to raw and unprocessed facts that could potentially become information after processing, analysis, and examination. For instance, raw text files, log entries, and network packet capture can be analyzed and processed to transform into information that serves as evidence [14].

**Chronological or Temporal Digital Artifact:** These are secondary artifacts derived from primary artifacts (source). For instance, a log file is a primary artifact that contains timeline data (date, time, sequential order, etc.), which are considered temporal artifacts. In DF, these temporal artifacts, once processed and analyzed, provide valuable information for reconstructing and correlating events [14].

**Timeline Analysis:** LLMs can reconstruct a timeline of events by identifying temporal patterns and correlations within the data. They can automatically generate a detailed timeline that chronicles the sequence of actions performed on the device.

**Anomaly Detection:** R-BAI algorithms can be effectively employed for anomaly detection in DF and cybersecurity contexts. These algorithms operate on a set of predefined rules manually designed by domain experts. By comparing observed behavior against expected norms or baselines established through these rules, R-BAI can flag unusual events or deviations [15]. This capability allows for the identification of potential unauthorized access, data tampering, or other malicious activities.

**Large Language Models (LLMs):** Powered by NLP, LLMs are computational models of GenAI that possess the ability to understand and generate human language. They have the capability to predict the probability of word sequences or produce new text based on provided inputs. LLMs are distinguished by their vast training datasets and sophisticated architectures [8].

**Multimodal Data Fusion:** With Multimodal Large Language Models (MLLMs) capable of processing diverse data types, including text, images, and audio [9], we can integrate



Fig. 1: Digital Forensics Process

various digital artifacts into the investigation process. This integration contextually enriches the representation of events, aiding in the reconstruction of a comprehensive timeline.

**Natural Language Processing (NLP):** An AI-powered technique that can analyze textual data extracted from digital artifacts, such as chat logs, emails, or document metadata, to enrich investigative timelines with contextual information. By interpreting the linguistic content and sentiment of communications, NLP can provide insights into the motives, intentions, and relationships of individuals involved in the events timeline [16].

**Prompt Engineering:** This is the art and science of skillfully crafting and designing prompts to maximize the capabilities of the model [16]. In the context of DFIR and TA, this involves strategically framing inputs, specifying technical details, and establishing the investigative context to refine the model's output. This method ensures that the LLM understands context, adheres to specific forensic and legal constraints, and achieves the intended goals of the investigation or analysis.

**Predictive Analytics:** LLMs trained on historical forensic and cybersecurity data can predict future events or anticipate potential outcomes based on observed patterns and trends in the timeline. By leveraging predictive analytics capabilities, they can assist investigators in forecasting the evolution of ongoing incidents, identifying emerging threats, and proactively mitigating risks.

In addition to these definitions, the cycles of DF and IR processes, along with the AI taxonomy, are presented as follows:

**Digital Forensics (DF) Investigation Process:** There are several available representations of the DF investigation process. However, in this research, we used the process shown in Figure 1, inspired by [2].

**1) Identification:** Identify and recognize all relevant digital artifacts and data that need to be collected. This involves determining which devices, systems, and data sources are pertinent to the investigation.

**2) Collection:** Collect and acquire all digital artifacts and data with proper legal authorization, such as consent, subpoena, or search warrant. Additionally, use forensic imaging techniques to create and store an exact copy of the originally acquired data and artifacts to preserve their integrity.

**3) Analysis:** Analyze and examine all collected digital artifacts and data. Identify anomalies and threats related to the incident, and extract potential evidence from them. Reconstruct a time-

line from temporal artifacts and correlate events to establish a comprehensive understanding of the incident.

**4) Reporting:** Produce a detailed report documenting all steps, methods, findings, and conclusions. The report must adhere to strict guidelines, standards, and requirements set by relevant third parties, such as courts or regulatory bodies. Maintain objectivity throughout the report, avoiding any biases or alterations to the findings.

**Incident Response (IR) Process:** For more accurate practice, we follow the framework proposed by the National Institute of Standards and Technology (NIST):

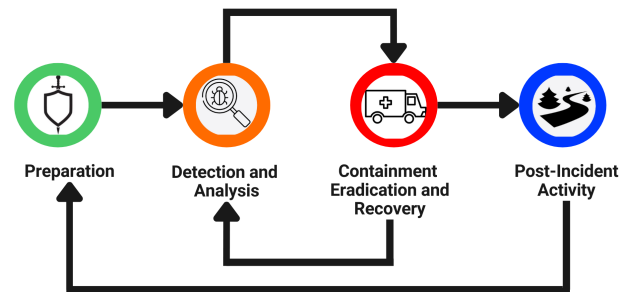


Fig. 2: NIST-Based IR Process

**1) Preparation:** Develop and implement an Incident Response (IR) plan, assign roles to trained personnel and the IR team, define rules and policies, and ensure overall readiness. Additionally, acquire and integrate forensic hardware and software into the IR process.

**2) Detection and Analysis:** Detect cyber incidents and malicious activities using security control tools. Once an incident is identified, IR team members and trusted third parties will analyze the situation. They will collect all relevant digital artifacts and data, analyze and examine them to determine potential evidence, identify the root cause of the incident, and reconstruct the actions of threat perpetrators and the sequence of events.

**3) Containment, Eradication, and Recovery:** Containment involves blocking and limiting the threat actor's actions to minimize risk. For instance, in the event of a DDoS attack, IR personnel will mitigate the impact by closing all network ports. Following this, they will eradicate all traces of threats and malicious activities using specific tools and techniques, including anti-malware and antivirus software, as well as account deletions. Once threats have been successfully eliminated, the IR team will recover data, restore backups, and conduct other recovery activities to ensure business continuity.

**4) Post-Incident Activity:** In this final phase, review all steps taken and actions performed in response to the incident. The focus is on creating a detailed report and documentation that includes a clear chronology of events and highlights the root cause of the incident.

**DFIR:** The entire concept can be illustrated in one comprehensive diagram:

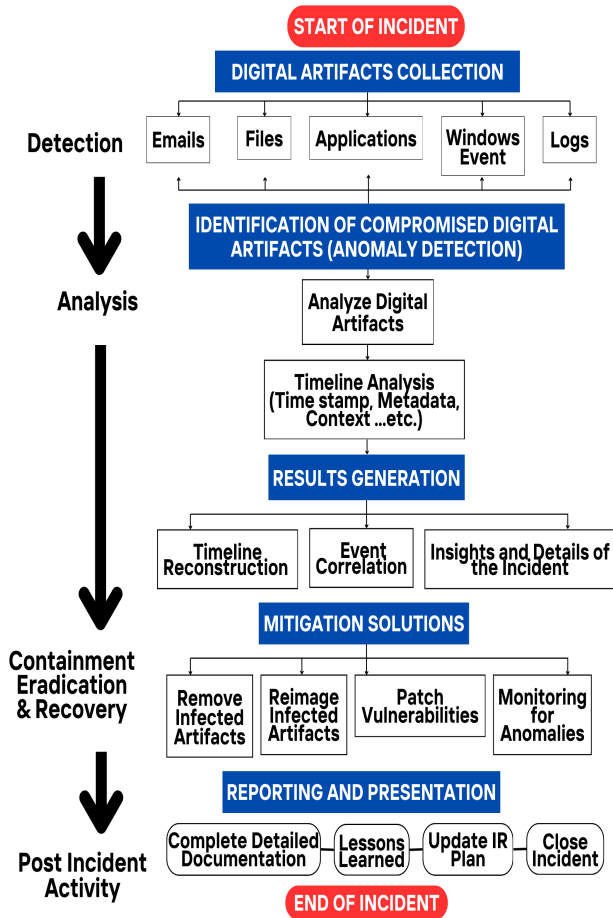


Fig. 3: DFIR Process

**AI Taxonomy:** The AI field is vast and broad. For a quick overview, Figure 4 illustrates the positioning of both R-BAI and GenAI LLMs:

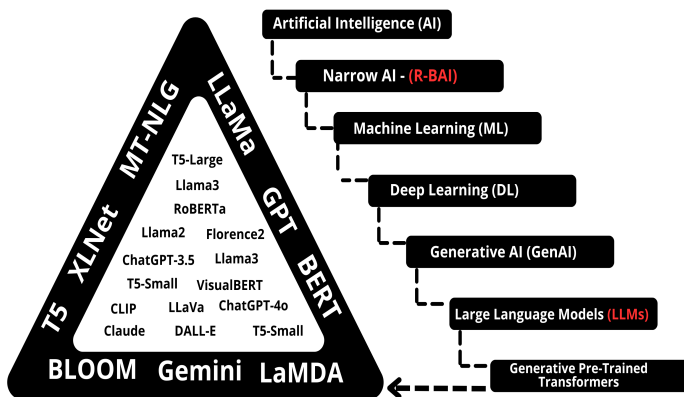


Fig. 4: AI Taxonomy and Generative Pre-Trained Transformers

### III. LITERATURE REVIEW AND RELATED WORKS

This section reviews literature and various works related to TA, LLMs for DF and cybersecurity, and RAG.

For TA, the focus is on the most relevant works, along with existing automated tools. Regarding LLMs for DF and cybersecurity and RAG, it is important to note that they

represent a rapidly evolving field, with new research being published daily. Some studies are sourced from the arXiv repository, reflecting their status as early-stage research.

Regarding R-BAI algorithms, their use here is limited to anomaly detection by filtering collected digital artifacts. Detection is typically performed by comparing event attributes with the norm rule attributes. Although R-B algorithms are AI-based, their level of intelligence is relatively low, as illustrated in Figure 4. Detection is primarily achieved through string-to-string matching or integer-to-integer comparisons, rather than more advanced methods. These algorithms lack learning capabilities due to their inability to learn from new data. Thus, they remain dependent on human intervention to modify the rules and update data.

Due to their simplicity and architecture, a comprehensive exploration exceeds the scope of this work. Interested readers can refer to [12].

#### A. Timeline Analysis

The TA process is both thorough and sensitive in DFIR. Unfortunately, due to this complexity, there is limited detailed research, in-depth work, analysis, and interest in this field. During a cyber incident, massive amounts of data are generated. Some of this data can be considered potential evidence at an early stage of the DF collection phase. However, to determine if the collected artifacts will be considered evidence, support the investigation, maintain the chain of custody, and be admissible in court, they need to undergo meticulous examination and analysis. This is where FT analysis plays a crucial role in enhancing evidence identification and detection related to the incident.

TA is also resource-intensive, consuming time, money, and requiring expertise. Many DF analysts, in an effort to speed up the process, rely on existing tools namely Exterro Forensic Toolkit (FTK) [18], Autopsy [19], EnCase [20], and Magnet AXIOM [21]. While these tools are robust for analysis, they often struggle with timeline reconstruction and event correlation. These tools typically offer analysis on an artifact-by-artifact basis, meaning they do not consider all artifacts and data simultaneously and do not fully automate the process. As a result, numerous researchers have developed and established more automated tools and frameworks to advance this process.

Table I summarises some interesting works done in this area.

#### B. Large Language Models for Cybersecurity and Digital Forensics tasks

LLMs, which are GenAI models, have been a leading trend in recent years. In the early stages, the emergence of language models like ChatGPT [34], Claude [35], and Llama [36], powered by LLMs such as LLaMA [37] by Meta [38], the GPT [39] family by OpenAI [40], and Claude by Anthropic [41], among others, were initially used primarily for conversation and generating text due to their strong NLP capabilities. However, recent technological advancements have introduced multimodality capabilities, enabling LLM-powered solutions to process diverse modalities including text, audio, images,

Study	Technique	Overview
Christopher et al. 2012 [22]	Analyzer Plugins - Modular (standalone) Python scripts / Bayesian networks	To automate TA, a systematic technique was employed. First, the researchers used analyzer plugins to conduct detailed analysis on raw, low-level events. These plugins extracted relevant data and aggregated it into high-level events. They then used Bayesian Networks to correlate and link these high-level events by performing probabilistic inference. The key advantage of this approach is its ability to handle and process large volumes of data successfully.
Studiawan et al. 2022 [23]	Log2timeline / Customised Plist Parser Plugins - Automation Script	Mainly for iOS devices, the paper proposed using different tools to automate TA. The tool log2timeline automatically extracts time-based data from forensic images and generates an initial timeline. Subsequently, a custom parser was used to include missed data into the initial timeline. To summarize, the benefit of this technique lies in its enhancement of the timeline generation process. By incorporating new data after additional analysis in an automated way, using log2timeline and an automated script with Plist parsing plugins, the timeline is seamlessly updated. However, artifact analysis is still done manually.
Chabot et al. 2014 [24]	Semantic-Based Approach (SADFC)	Discuss the challenges posed in TA by crafting a systematic, multilayered approach named the Semantic-Based Approach (SADFC). This approach consists of three layers, each with its own characteristics and criteria. The research suggests that by following the proposed approach, it is possible to build a technically-based solution that addresses all the disclosed problems and challenges. These challenges primarily involve the amount and type of data available after an incident, as well as the time required for accurate TA.
Chabot et al. 2014 [4]	SADFC / Zeitline / Log2timeline / FORE	To bring SADFC to life, researchers employed several tools. Initially, they used Zeitline to examine digital artifacts. They then introduced log2timeline to automate the extraction of events from these artifacts. All extracted heterogeneous events were handled by the FORE system. They designed specific algorithms to correlate events by identifying and computing common subjects and objects involved in events, and analyzing the temporal proximity of these events to establish relationships and patterns. To conclude, they utilized graphical representation, making it easier to visualize and interpret the sequence of events and their correlations. This technique indeed automates TA, but a key disadvantage is the use of multiple standalone tools.
Bhandari et al. 2020 [25]	Log2timeline / Psort	The paper offers a methodology for enhancing TA. The methodology addresses the complexities and challenges in understanding generated temporal artifacts by using abstraction techniques. These techniques mainly involve managing, organizing, and structuring temporal artifacts into a more comprehensible timeline. Log2timeline is used to extract timestamps from a disk image file, and Psort processes the output to further handle the temporal artifacts and generate a final timeline. The basis of this research is structuring data for better management, and swift timeline reconstruction. It is important to note that in here as well, artifact analysis is done manually.

TABLE I: Forensics Timeline Analysis Related Works

Study	Model	Overview
Ferrag et al. 2024 [26]	BERT , XLNet , RoBERTa , Llama-3-8B , GPT 4o , GPT-4-turbo , Mixtral-8x7B-I , Falcon-180B-Chat , GEMINI-pro 1.0 Google 137B , GPT-3.5-turbo , Qwen1.5-4B Qwen 4B , Llama-2-13b-hf , etc.	This article is a comprehensive literature review on cybersecurity LLMs. It encompasses research, studies, published articles, and journals addressing the integration of GenAI and LLMs into cybersecurity. Additionally, the paper covers features, findings, insights, and theoretical approaches from datasets relevant to cybersecurity, including training methods, to architectures and relevant mathematical equations.
Wickramasekara et al. 2024 [27]	GILL , VisionLLM GPT-4 , LLaVa , Visual ChatGPT , Flamingo , VidIL, etc.	The paper provides an extensive literature review on the integration of LLMs to advance the process of DF. Additionally, it explains how LLMs can be used in each phase of a DF investigation, as well as how specific models can serve particular tasks. For instance, a single model like GPT-3.5 can generate textual reports at the end of investigations, while multimodal LLMs such as GPT-4 and LLaVA, with vision assistance, can analyze images and videos, providing contextual DF outputs.
Scanlon et al. 2023 [28]	ChatGPT powered by GPT-4 , GPT-3.5 .	The article provides a comprehensive study on how ChatGPT can assist during DF investigations, addressing this idea from various aspects. ChatGPT can be used to assist in different tasks, for instance: artifact analysis, generating regular expressions and keyword lists, generating scripts for file carving RAID disk acquisition and password cracking, IR source identification and anomaly detection, and creating detailed forensic scenarios. The paper also acknowledges the limitations, good, and bad of ChatGPT. It clearly states that even though the model further advances the DF process, at this stage of technological advancement, it is still vulnerable to biases and non-deterministic nature. Therefore, it must always be managed by humans.
E K et al. 2023 [29]	ChatGPT powered by GPT-4 , GPT-3.5 .	The paper proposes using ChatGPT to enhance digital investigations by identifying evidence during the DF process. ChatGPT, powered by GPT-4 and GPT-3.5 models, can potentially be used and leveraged to analyze artifacts (input data) and extract relevant evidence such as conversations, images, and any other pertinent information related to the investigations. The paper clearly states that although this method is efficient, its output must always be verified and monitored by humans.

TABLE II: Cybersecurity and Digital Forensics LLMs Related Works

and videos [9]. This evolution progressed from using LLMs for simple conversational tasks to automating complex processes and transforming entire fields. For an LLM to generate results, whether in a single modality (text) or multimodality (images,

Study	Approach	Overview
Tihanyi et al. 2024 [30]	RAG to enhance creating a contextual dataset - CyberMetric -	The idea presented in the paper involves RAG to advance the process of creating a cybersecurity-based dataset (CyberMetric), where high-quality and context-based questions were generated. Later then, CyberMetric was used to benchmark the general cybersecurity knowledge of cybersecurity-oriented LLMs.
Lála et al. 2023 [31]	RAG agents to embed documents and generate context-based answers	The paper explains and showcases the power of RAG agents to tackle some limitations of traditional LLMs, such as hallucinations and lack of interpretability. RAG agents were used to answer questions based on embedded scientific literature.
Yu et. 2024 [32]	RAG to improve accuracy and relevance of responses generated by LLMs by incorporating external knowledge sources.	The study provides detailed insights and recommendations for using RAGs. It suggests a systematic approach to follow, for instance, query classification, retrieval, reranking where documents are re-ranked to be ordered based on relevance to the context, summarization by extracting key information only and embedding using embedding models where textual data are converted into numerical representations in a vector.
Yu et. 2024 [33]	Optimise RAG performance using chunking.	The study proposes a novel framework to enhance the performance of RAG in single LLMs for both contextual ranking and answer generation. The extraction is optimized using chunks and tokens. Chunks are used for text segmentation, and tokens are units, words, or subwords within a chunk. The goal is to ensure that each chunk has sufficient context to answer questions and queries accurately.

TABLE III: Retrieval-Augmented Generation Related Works

TABLE IV: Embedding Models for Forensics Timeline Analysis

Model	Embedding			
	Dimension	Max Tokens	Proprietary	License
text-embedding-3-large	3072	8191	Yes	OpenAI
text-embedding-3-small	1536	4096	Yes	OpenAI
mxbai-embed-large	1024	512	No	Mixedbread AI
nomic-embed-text	768	8192	No	Nomic
google-gecko.text-embedding	768	2048	Yes	Google
google-gecko-256.text-embedding	256	2048	Yes	Google

audio, video), its architecture requires extensive knowledge during training and fine-tuning. This training knowledge can span different topics, contexts, areas, and fields [8] [9]. Another detail in LLM architecture is the use of transformers, which is extensively explained in [42]. Each word for an LLM, whether learned from the dataset during training or fine-tuning or as user input during a query, is transformed into a numerical representation and embedded into a high-dimensional vector.

One must bear in mind that there are different types of LLMs. Each type is designed for specific tasks; some excel in report generation, others in classification, and some in predictive analytics [26].

When it comes to automating TA, the operation involves comprehensive data handling, processing, and analysis of digital artefacts, both textually and contextually. This process can be significantly enhanced by employing an LLM trained with cybersecurity, DF, and IR datasets. These datasets consist of reports, journal and conference papers, previous DFIR cases, standards, frameworks, guidelines, and conversations related to the field. Examples include IEEE articles, Wikipedia entries, CTDD, IDS2017 and IDS2018 datasets, ADFA (Australian Defence Force Academy) datasets, OpenTitan System-on-Chip (SoC) data, Hack@dac 2021 SoC data, CVE reports, and more [26]. Additionally, LLMs capable of generating reports and understanding the nuances of cyber threats, digital artefact analysis, temporal artefact analysis, event correlation, timeline reconstruction, identifying incident root causes, incident scenario simulation, sentiment analysis, and predicting future actions and scenarios are the optimal choice for us. Table II summarizes all groundbreaking research. Table V

lists the trained LLMs that are benchmarked and suitable for cybersecurity and DFIR tasks.

TABLE V: LLMs for Forensics Timeline Analysis

Model	LLM			License
	Training Data	Proprietary		
GPT-4o	N/A	Yes		OpenAI
GPT-4turbo	N/A	Yes		OpenAI
GPT-4	N/A	Yes		OpenAI
GPT-3.5turbo	175B	Yes		OpenAI
Llama-3.1	405B / 70B / 8B	No		Meta
Llava-llama3	8B	No		Microsoft Research
Mistral 2	123B	No		Mistral

### C. The use of Retrieval-Augmented Generation

Understanding RAG, how it works, and the process of its integration can be somewhat confusing and complex. This complexity largely depends on the scope and objectives of its application. In our approach, we narrow its use down to the contexts of TA, DF, and IR.

RAG primarily aims to optimize and enhance the performance of LLMs. It utilizes an external knowledge base beyond the LLM's pre-existing knowledge and training datasets to provide additional information during inference. This process is not exactly like fine-tuning or training an LLM but rather involves dynamically retrieving, generating, and integrating relevant external textual information from databases (external storage), local files (as a vault file), or through cloud pipelines [43]. It is crucial to acknowledge that while an LLM alone is very powerful, its knowledge may not encompass specific contexts [11]. For instance, organizations may possess sensitive

and confidential data, as well as their contextual interpretations of rules, concepts, or topic-related information, which they wish to keep private [15]. Data for training LLMs are typically gathered from various sources such as cookies, third-party datasets, publicly available online content, and other means. An LLM cannot access or recognize information that was not included in its training data. This is where RAG is particularly useful, as it addresses these limitations by integrating relevant external information. Due to privacy and security concerns, this process is generally conducted within secure, context-specific, and private task environments.

To maintain good cybersecurity practices in TA, it is essential to consider the level of risk, privacy, and confidentiality of data, as well as compliance with rules, guidelines, and policies during the data and digital artifacts collection phase [15].

Additionally, a RAG agent, which is an essential component in certain AI systems powered by an LLM [44], serves as an intermediary between the LLM and the user. The agent is responsible for conducting the search when a user sends a query or input, retrieving all context-based information, and providing it to the LLM, which then generates a context-based answer for the user. Complementing this, RAG agents have the capability of refining and modifying prompts crafted by humans. During inference, the RAG agent receives the input, processes it, and modifies it according to the role it is tasked with and designed to do [47]. A core aspect to consider is that the role of a RAG agent is assigned by a human. For instance, in an LLM-powered system with a RAG agent, Figure 5, the agent can take on the role of a cybersecurity assistant. In TA, the agent could be a *"Digital Forensics and Cybersecurity AI Analyst tasked with performing timeline analysis, correlating events, and reconstructing timelines"*.

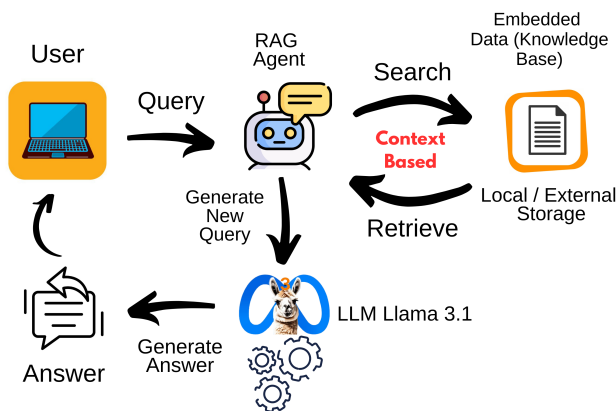


Fig. 5: AI System Powered by LLM and RAG Agent

Another consideration in RAG is the chunking process. Chunking is a method where text is split and structured into smaller segments based on the number of tokens. A token might be a word, number, or punctuation in a sentence. To embed text in chunks, an embedding model is needed [48]. Several models exist; Table IV represents some optimized models that potentially serve the context of TA. Each model has its own characteristics, such as dimension and maximum number of tokens.

In TA, involving temporal digital artefact analysis, every single character counts. A second or minute (a number -token) can make a huge difference during event correlation. This points to the fact that meticulous calculation of tokens and careful consideration of the embedding model are imperative. All details are required to be embedded and stored accurately for precise and accurate TA.

Table III contains valuable research on the use of RAG, including their implementation and architecture.

The insights gained from our literature review and related works form the foundation for developing our framework.

To begin, LLMs in Table III are the best to adopt for this scope of study. However, some of these models are not open-source, which is a disadvantage for us. This limitation restricts our ability to modify and explore the model to align it with our goals. Therefore, we opt for open-source models such as "Llama-3.1." For embedding models, we apply the same principle as with LLM models, using open-source alternatives like "mx-bai-embed-large."

Regarding the tables of relevant works, it is clear that there has been limited advancement in TA, despite progress in the field of AI. Most studies have relied on standalone tools like log2timeline.

Concerning LLMs in DF and cybersecurity, they still face many limitations as research and development are ongoing.

Finally, all the mentioned information about using RAG with an external knowledge base is primarily applied in research and various tasks to enhance the LLM's knowledge, memory, and context. In our proposed approach, our aim is to exploit it differently. Instead of using the external knowledge base to broadly enhance the LLM's knowledge, we will directly upload forensic reports (containing events of cyber incidents) into the AI system. This will allow the system to answer questions and generate forensic-based TA reports directly from these documents.

It's important to note that LLMs can process inputs in the form of documents or text. However, this introduces additional considerations, such as the number of tokens that the LLM can accept as input, the internal embedding model and its characteristics, and the level of attention mechanism used by the LLM [16] [42]. For example, LLMs like GPT [39] use a context window to process inputs. When inputting forensic reports containing incident events, the LLM's attention mechanism may sometimes overlook details, focusing more on the overall context and semantics of the input.

This work combines multiple findings and techniques to offer an advanced automation of TA for DFIR.

#### IV. GENDFIR METHODOLOGY

The methodology chosen for designing and building the framework is complex and influenced by various factors. While using LLMs for artefact analysis is not new and has been employed to automate many tasks, a key challenge in DFIR remains the sheer volume of artefacts that require analysis. As discussed earlier, relying on LLMs to process large volumes of artefacts or incident events simultaneously in one input is suboptimal. Another critical issue is the

correlation between events, which must be considered. In traditional methods, artefacts are often input multiple times (basic LLM input process), with each new input needing to reference earlier ones, resulting in a time-consuming process.

A common example of this limitation can be observed in models like ChatGPT. Although it is powerful, its input capacity is limited, and when prompted excessively, it can lose context, semantic accuracy, and may even hallucinate [34]. Despite its memory capabilities—considering previous interactions when generating responses (Previous Conversation)—extensive prompting can cause it to lose track of earlier inputs.

RAG is proposed as an alternative to address the challenges in GenDFIR, particularly the need to capture all events during TA and their details. While RAG is typically used to extend the memory of LLMs by retrieving external information, it consists of two key functions: Retrieval and Generation. The Retrieval function, a core aspect of Information Retrieval, uses techniques like cosine similarity to extract specific pieces of information or entire documents [45]. Information Retrieval has been well-established for decades and is widely used by companies like Google, Mozilla Firefox, and Amazon to retrieve data from their storage systems, as exemplified by their search engine functionalities [46].

The same principle applies to integrating LLMs and RAG in GenDFIR. The knowledge base serves as the information storage, housing all incident events, while the RAG agent, powered by the LLM with NLP capabilities, retrieves relevant evidence of the incident based on user queries.

This section details the methodology and approach used to build the GenDFIR framework, including the algorithms and their interpretation:

- **LLM Model:** Llama-3.1 [36], a powerful model by Meta [38], evaluated on over 150 standard benchmarks and human evaluations. The rationale behind selecting this model is its open-source nature and its training on publicly validated data, including cybersecurity-related content. An important consideration is the benchmarking over the new CYBERSECEVAL 3 [49] suite to measure cybersecurity risks and capabilities. The model can recognize and identify cyber threats with high accuracy. This is a great advantage for GenDFIR, as it indicates that the LLM can effectively analyze, and recognize anomalous events, and provide insights into a cyber incident. The model is available in three versions: 405B, 70B, and 8B [36]. At an early stage, we adopt the 8B model to minimize hallucinations and for system prototyping and solely rely on the pretraining knowledge of the base LLM.
- **Multimodal LLM:** Llava-Llama3 is a model fine-tuned from Llama3 and validated by official benchmarks, achieving a Llava core accuracy of 92.53%. It is capable of analyzing and processing images due to its vision encoder and generating textual outputs through its LLM connector. The model is available only in the 8B version [50].
- **Embedding Model:** mxbai-embed-large, a Mixedbread release, with a maximum token limit of 512 and a maximum dimension of 1024. The model performed highly

on the Massive Text Embedding Benchmark (MTEB). The reason for opting for this model is its capabilities in retrieval and semantic textual similarities [51]. Additionally, it is effective for scoring methods during the retrieval process, such as cosine similarity, adopted in GenDFIR.

- **RAG Agent:** Autonomous Context-Augmented Agent, powered by Llama-3.1. Employed in GenDFIR for the purpose of context-based retrieval and output generation. Operating autonomously as an expert in Cybersecurity and DF, specializing in TA and tasked with identifying events and information related to cyber incidents from our knowledge base.

### A. Forensics Data Pre-processing

**1) Data Collection:** The first step is where raw data and digital artefacts are collected using forensic tools. They will then be stored in datasets (e.g., CSV files) or normal files (e.g., TXT format) while preserving their integrity. This phase is typically part of the DFIR process, as shown in Figure 3.

**2) Multimodal Processing:** Images incident from the raw data and incident digital artefacts. However, As research is ongoing to make RAG work with multimodal concepts and interpret figures, tables, and other illustrations in documents, we have chosen an alternative technique for processing:

- We employ LLaVa as the MLLM.
- LLaVA answers forensic questions and queries about images related to the incident and provides textual output.

Given the vast variety of data generated from cyber incidents, our framework focuses specifically on the multimodal processing of images and text.

**3) Single Modality Preprocessing:** Due to the NLP background of our main LLM model, all relevant textual data and events extracted from digital artefacts are stored in a textual document.

**4) Modality Fusion:** We merge the textual outputs generated by the MLLM with those extracted from single-modality documents to create an initial forensic report containing incident events. Algorithm 1 summarizes the process.

**5) Manual Verification:** Manually verify and, if needed, restructure the data within the document. This ensures that:

- Data is relevant and structured in an understandable way.
- The document is prepared for easier processing in the following steps.



---

**Algorithm 1** Images Forensic Processing
 

---

**Require:** Images *images*

**Ensure:** Contexts and Metadata stored in a textual file *File*

```

1: function PROCESSIMAGE( )
2:   for image img in images do
3:     MLLM = load(model='llava-llama3',messages=[{
4:       role: user
5:       content: "Conduct a forensic analysis of the image
   and summarise the results in one sentence."
6:       image : img[i]
7:     }])
8:     context = MLLM [message][content]
9:     metadata = metaminer(img[i])
10:    File.append(Context: + context + Metadata: +
   metadata)
11:   end for
12:   return File
13: end function

```

---

### B. Rule-Based AI for Anomaly Detection

---

**Algorithm 2** Rule-Based AI
 

---

**Require:** Dataset of events to select *DataSet*, and a Set of Predefine Rules *rules*

**Ensure:** All infected events (with anomalies) are selected and put in one document *D*

```

1: function ANOMALYDETECTION( )
2:   File = ConvertDataSetToFile(DataSet)
3:   D [ ]
4:   anomalies [ ]
5:   anomaly == False
6:   rules = [ "type": "Set", "field": "Set", "value": "Set",
   "type": "Set", "field": "Set", "value": "Set", ]
7:   for event in file do
8:     for rule in rules do
9:       if rule[attribute] == event[attribute] then
10:        anomaly == True
11:        anomalies.append(event)
12:      end if
13:    end for
14:  end for
15:  for anomaly in anomalies do
16:    D.append(anomaly)
17:  end for
18:  return D
19: end function

```

---

One of the primary functions of GenDFIR is anomaly detection. To filter and select only relevant data and minimize the amount collected, we use Algorithm 2. As illustrated in the process, it is crucial to establish precise and stringent rules tailored to the specific incident context. These rules are designed to counteract standard policies, guidelines, norms, or any regulations that deviate from legal and usual practices. From the initial textual *File* (raw DF report), these rules are applied to the events contained within it. If an anomaly is

detected, the event is selected and recorded in a new, separate, final textual forensic document *D*.

However, according to the definition of R-BAI [12], this algorithm cannot perform contextual filtering of the data, necessitating further filtering and anomaly detection by the LLM.

### C. Incident Events Chunking

Chunking is the process of segmenting large texts into smaller, manageable parts. When using RAG in conjunction with LLMs, chunking is crucial for effective information retrieval from an external knowledge base. The precision and effectiveness of this process largely depend on the chosen segmentation method [53].

Several approaches have proven reliable for chunking:

- **Token-Based:** Divides text based on a fixed number of tokens.
- **Paragraph-Based:** Segments text by paragraphs to maintain context.
- **Semantic:** Groups text based on meaning or topics.
- **Sentence-Based:** Segments text into sentences, each of which may have unique semantics.

For our framework and within the scope of DFIR, we employ multiple approaches to achieve high precision and accuracy:

- We structure the final textual forensic document *D* (containing filtered events) by splitting it into event-based segments.
- Events are dynamically grouped into chunks without exceeding the maximum allowed chunk length.
- We define the "Maximum Length of a Chunk" as the maximum number of characters, words, or tokens allowed per chunk.

An approximate calculation of chunks can be presented as follows:

$$CTM \approx 512 \text{ TM} \times 4 \text{ C} \approx 2000 \quad (1)$$

Assuming that each English word is approximately 4 to 6 characters (*C*) long. By taking 4 characters as the average length for each word and considering the model's maximum tokens (*TM*) of 512, the maximum number of characters the model can accurately embed per chunk is about 2000 characters (*CTM*) (1).

Additionally, in the context of TA, which requires embedding every single character for more precise semantics, we adopt the following chunking method:

```

1  events = PT.split('/') # (or ('.')) Split the
   document into events
2  chunks = []
3  CurrentChunk = ""
4  MaxLength = 208 # Set the maximum length manually
5
6  for an event in events:
7    # Check if adding the event would exceed the
   maximum length
8    if len(CurrentChunk) + len(event) <= MaxLength:
9      CurrentChunk = (CurrentChunk + " " + event)
   # Add event to current chunk
10   else:
11     # If the chunk doesn't reach MaxLength, pad
   and store it

```

```

12     chunks.append(CurrentChunk.ljust(MaxLength)
13     # Pads with spaces to MaxLength
    CurrentChunk = event # Start a new chunk
    with the current event

```

Listing 1: Chunking code snippet

- Each event is treated as a chunk, with a maximum defined length of characters  $M$ . An event includes all its attributes, such as ID, Description, Content, Level, Time, Date, etc. The maximum number of characters in an event can be increased up to  $CTM$ .
- An event should contain only one (".") or ("/") to ensure more accurate semantic understanding and to avoid mixing events.
- If an event does not meet the required maximum number of characters, padding is applied to reach the desired length.

Based on the above considerations:

$$\text{Incident Document} = \begin{cases} \sum_{i=1}^n \text{Chunk}_i, \\ \text{where } \text{Chunk}_i = \text{Event}_i, \\ \text{and } \text{Event}_i = \sum_{j=1}^{m_i} \text{Character}_{ij}, \\ \text{with } m_i = M_i \end{cases} \quad (2)$$

- Where  $i$  ranging from 1 to  $n$ , is the number of chunks.
- $j$  ranging from 1 to  $m_i$  is the number of characters in Event  $i$ .

This method has the potential to achieve a high level of precision during TA. However, it is crucial to consider the computational hardware requirements, such as GPU and CPU capacities. Embedding a small number of events often results in a large number of tokens. Managing these tokens and performing the associated vector transformations can lead to increased processing times and higher energy consumption, particularly when handling large documents or datasets.

#### D. Incident Events Embedding

The purpose of processing text in chunks is to embed it using the mxbai-embed-large embedding model.

The embedding process is as follows:

- **Tokenization:** Words within an event (chunk) of incident-processed text  $PT$  is first tokenized, meaning each word or character is converted into a token (unit).
- **Mapping to Numerical Representations:** These tokens are then mapped to numerical representations, with each token being assigned a unique numerical value that encapsulates its semantic meaning.
- **Further Processing:** Additional layer transformations and processing are applied to the resulting vectors to capture the semantics of the tokens.
- **Output:** A dense vector  $ED$  is produced, consisting of a list of numbers where each number represents a feature of the chunked text  $PT$ .

---

#### Algorithm 3 Embed Preprocessed Text

---

**Require:** Preprocessed Text  $PT$ , Embedding Model  $EmbedModel$

**Ensure:** Embed Preprocessed Text  $ED$

- 1: **function** EMBED( $PT, EmbedModel$ )
- 2:   Load Preprocessed Text  $PT$
- 3:    $EmbedModel = \text{'mxbai-embed-large'}$
- 4:   **for**  $content$  in  $PT$  **do**
- 5:      $ED = \text{embeddings}(EmbedModel, content)$
- 6:   **end for**
- 7:   **return**  $ED$
- 8: **end function**

---

#### E. DFIR Retrieval-Augmented Generation (RAG) Agent

This phase operates in two subphases: Retrieval and Generation.

Our DFIR RAG agent is powered by the Llama-3.1 LLM, initialized with a prompt that defines its task, role, and content.

**Generation:** In Algorithm 4, refining the query  $UI$  or modifying it into a more context-based  $RI$  is performed by the *Agent* according to the crafted prompt *AgentPrompt*. The generation process in GenDFIR occurs twice. First, in Algorithm 4, before the retrieval process, the *Agent* (or DFIR AI assistant) takes the  $UI$  and modifies it to generate a new contextualized query  $RI$ . The second generation, which is a typical augmented generation, occurs in Algorithm 6.

**Retrieval:** Algorithm 5, the retrieval process works with vectors only. It considers  $ED$  and the vectorized initial input  $VRI$ . The cosine similarity (3) between  $ED$  and  $UI$  is then calculated as follows:

$$\text{cosine\_similarity}(q, t) = \frac{q \cdot t}{\|q\| \cdot \|t\|} \quad (3)$$

$$\theta = \arccos\left(\frac{q \cdot t}{\|q\| \cdot \|t\|}\right) \quad (4)$$

(6) is the Euclidean length of the vector  $q$ , and (7) is the Euclidean length of the vector  $t$ . In (5), the dot product (scalar product) of  $q$  and  $t$  is calculated to measure their similarity. This product is higher if the vectors point in the same direction, indicating they share more common features. The final equation, (4), calculates the angle  $\theta$  between the two vectors. The smaller  $\theta$  is, the higher the similarity.

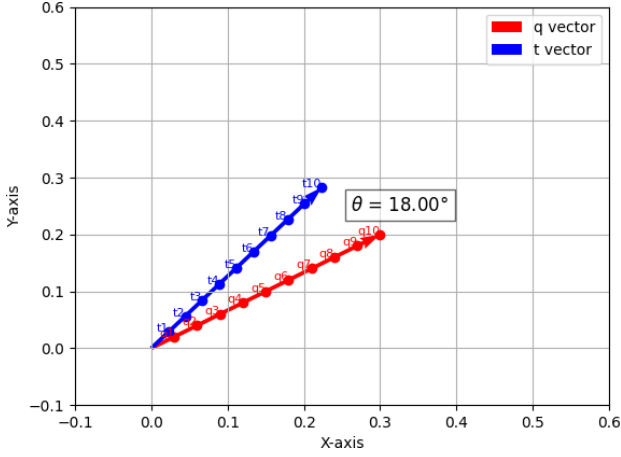


Fig. 6: A sample cosine similarity representation between vectors  $q$  and  $t$ , where the  $x$  and  $y$  axes represent the features of the query and the knowledge base, respectively. Similarity  $\approx 95\%$ .

$$q \cdot t = \sum_{i=1}^n q_i t_i \quad (5)$$

$$\|q\| = \sqrt{\sum_{i=1}^n q_i^2} \quad (6)$$

$$\|t\| = \sqrt{\sum_{i=1}^n t_i^2} \quad (7)$$

- $q_i$  is the  $i$ -th component of vector  $q$ .
- $t_i$  is the  $i$ -th component of vector  $t$ .

$q$  is the new query vector  $VRI$ , and  $t$  is the ED vector. Within an axis of  $x$  and  $y$ ,  $q$  and  $t$  are represented as in Figure 6.

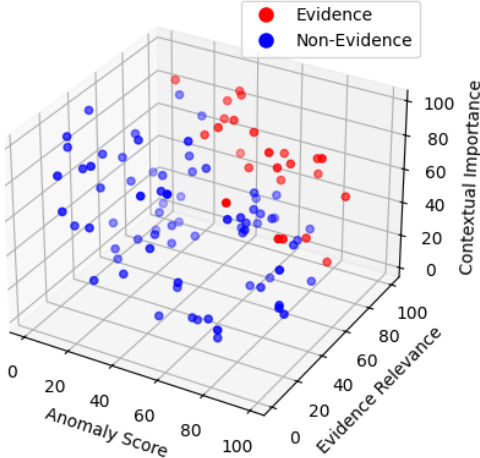


Fig. 7: A Sample Representation of Evidence from Anomalous Events within the Knowledge Base.

The agent will be looking for a high rate of similarities (*SimilarityScores*) within  $ED$  for the  $VRI$ . The higher the score, the more concise and accurate the answers we get. Due to the possibility of having many relevant pieces of information, we select only the top  $topk$  (value to be defined

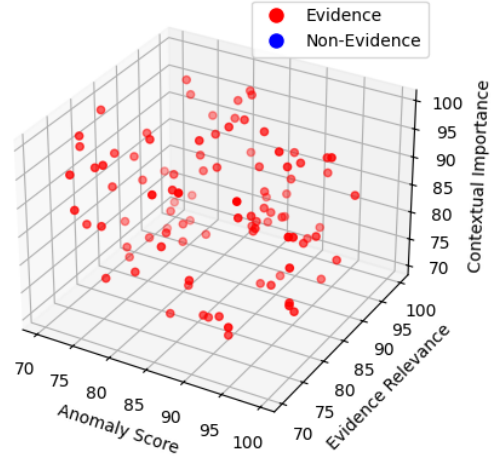


Fig. 8: A Sample Representation of Anomalous Events where all are Evidence.

manually) and take the most accurate by calculating the minimum distance between the  $topk$  set and the length of *SimilarityScores*.  $I$  is the final retrieved textual information.

Regarding  $topk$  information in TA, the following aspects are taken into account:

- 1) Our knowledge base  $K$  contains all anomalous events  $A$  filtered by the R-BAI algorithm.

$$K = A \quad (8)$$

$$E = \{a \in A \mid a \text{ is not disqualified as evidence}\} \quad (9)$$

Some of these events, after further context analysis by the LLM, may not be considered anomalous, which will disqualify them as evidence  $E$  and will not be included in TA.

- 2) In retrieval, the value of  $topk$  is set to retrieve the most pertinent information from our  $K$ . If all events are qualified,  $topk$  will be equal to  $E$ .  $TA$  represents the set of qualified events for TA.

$$TA = E \quad (10)$$

$$topk = |E| \quad (11)$$

- 3) The larger value we assign to  $topk$ , the more precise the retrieval and detailed consideration we get in the output.

Figure 7 and Figure 8 illustrate two cases of incident investigation using a 3D representation where the  $x$ ,  $y$ , and  $z$  axes correspond to context features from LLM embedding vectors.

**Algorithm 4** Refine Query

---

**Require:** User Input (Query)  $UI$ , Previous Conversation  $PC$ , LLM Model  $LLMModel$ , AI System Message  $SysMsg$

**Ensure:** A successfully manipulated query (New Query - RAG Agent Rewritten Input) tailored to the desired context  $RI$

```

1: function REFINEQUERY( $UI, PC, LLMModel, SysMsg$ )
2:   Load Llama-3.1 Agent,  $Agent$ 
3:   Load Embedding Model  $EmbedModel$ 
4:    $EmbedModel = 'mxbai-embed-large'$ 
5:    $AgentPrompt = "You are a Cybersecurity and Digital Forensics and Incident Response (DFIR) expert. Identify events and information related to the cyber incident, basing your responses solely on the provided context. Do not include details or knowledge beyond the given context."$ 
6:    $Agent \{$ 
7:      $role = SysMsg$ 
8:      $content = AgentPrompt$ 
9:      $maxtokens = "To define"$ 
10:  }  $\triangleright$  System Requirement
11:   $input = VectorisedInput(UI) \triangleright$  System Requirement - Uses embeddings()
12:   $context = join(Agent.role, Agent.content, PC[-1]) \triangleright$  System Requirement
13:   $AgentResponse = system.chat(EmbedModel, Agent)$ 
14:   $RI = AgentResponse([message][content])$ 
15:  return  $RI$ 
16: end function

```

---

**Algorithm 5** Information Retrieval

---

**Require:** RAG Agent Rewritten Input (Query)  $RI$ , Preprocessed Text  $PT$ , Top K contexts  $topk$ , Preprocessed Text  $PT$  and Embedded Data  $ED$  and Embedding Model  $EmbedModel$

**Ensure:** Retrieve Relevant Information  $I$

```

1: function RETRIEVE( $RI, PT, ED, topk$ )
2:   Load Embedded Data Vector  $ED$ 
3:   Load Embedding Model  $EmbedModel$ 
4:    $EmbedModel = 'mxbai-embed-large'$ 
5:    $VRI = embedding(EmbedModel, Agentprompt=RI)$ 
6:    $SimilarityScores = cosine\_similarity(VRI, ED)$ 
7:    $topk = min(topk, Len(SimilarityScores))$ 
8:    $TopIndices = getTopKIndices(SimilarityScores, topk)$ 
9:   for  $indice$  in  $TopIndices$  do
10:     $I.append(PT[indice])$ 
11:   end for
12:   return  $I$ 
13: end function

```

---

*F. LLMs for an efficient Timeline Analysis (TA)*

In Algorithm 6, after successfully generating a new query  $RI$  and retrieving the context-based information  $I$ , the agent

sends this information to the LLM. GenDFIR functions as illustrated in Figure 9:

- The first step is to ensure all data are preprocessed. Since GenDFIR focuses on only two modalities—text in Case 1 and images in Case 2, as illustrated in Figure 9—raw incident images in Case 2 are processed by the Llava-Llama3 MLLM to provide a forensic description of their content. This description is then combined with additional textual information related to the incident. A description alone is not enough, as the framework is responsible for timeline analysis (TA). Therefore, extra data, such as metadata extracted from the images (shown in Figure 9) and actions related to the event (e.g., sending, deleting, or altering the image) are included. An initial digital forensics (DF) report containing the raw incident events is created and then filtered using the R-BAI algorithm to minimize and reduce the number of artefacts and data collected based on the defined rules.
- The document produced, denoted as  $D$ , is considered the External Knowledge Base  $K$ , which includes all filtered anomalous events  $A$  from the incident that is deemed potential evidence, whether in text or PDF format. This External Knowledge Base  $K$  is uploaded to the AI system to be indexed as external memory for the single-modal LLM Llama-3.1.
- A DFIR analyst or expert conducting the TA through GenDFIR can either provide inputs to the system (Forensic Questions) or instruct the framework to perform a forensic TA.
- GenDFIR processes the input in accordance with the system message ( $SysMSG$  in Algorithm 6). If the DFIR analyst's input is incorrect or inadequately prompted, the agent prompt ( $AgentPrompt$  in Algorithm 4) will adjust the query based on its content. In either case, GenDFIR generates a new query based on the indexed knowledge base.
- During inference, all data, including user input and data, undergoes an embedding process using the mxbai model, transforming them into high-dimensional vectors.
- After processing, the RAG agent performs a retrieval using the cosine similarity function to measure and calculate the similarity score from the knowledge base and identify features from the event that match the DFIR analyst's input. In other words, the agent searches for evidence (relevant information  $I$ ) of the incident within the knowledge base to retrieve it. The retrieved information is then sent to the LLM for further semantic understanding, as it is initially presented in numerical format. The cosine similarity function, mathematically operates on the vectors of the user input and the knowledge base, as illustrated in Figure 6.
- The LLM receives the evidence (retrieved information), processes it according to the agent prompt, system message, and user input, and generates an augmented answer. This answer includes not only the retrieved evidence but also additional information such as the analysis of the artifacts, event correlations, and mitigation solutions. The

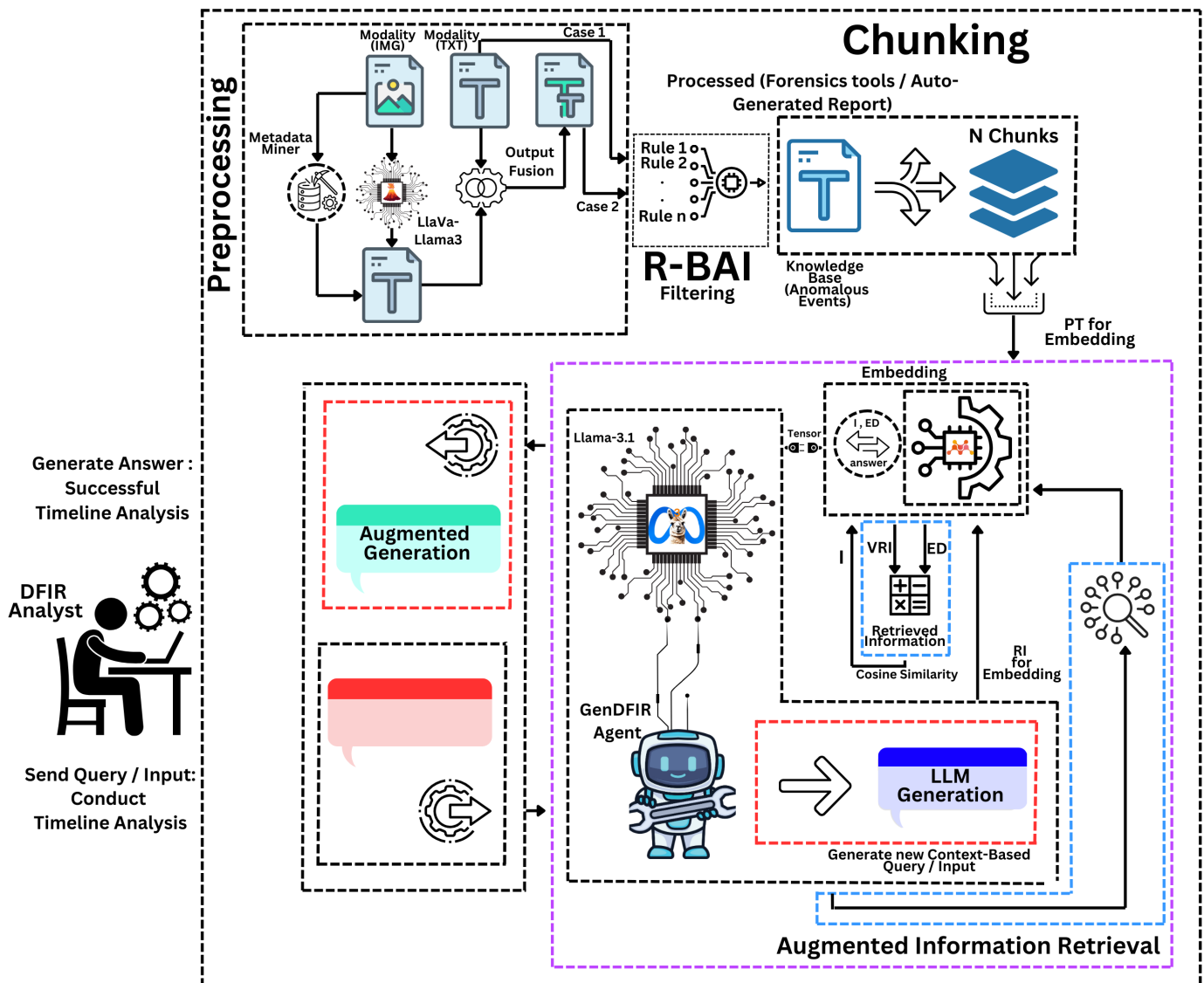


Fig. 9: GenDFIR Framework.

LLM then presents the answer to the DFIR analyst in the form of a forensic TA report.

## V. GENDFIR IMPLEMENTATION

To properly assess and implement the proposed GenDFIR framework, it is important to establish clear distinctions about its intended purpose and scope. The GenDFIR framework is not designed to serve as a conventional forensic tool that adheres strictly to legal evidentiary standards, nor is it intended for direct application in professional forensic cases that require strict compliance with legal and regulatory frameworks. Rather, this framework seeks to explore and demonstrate the potential use of GenAI, specifically LLMs, within the context of DFIR scenarios.

### A. Variability in DFIR Practices and GenDFIR

It is important to recognize the diversity of methodologies and procedures in the DFIR industry. Each organization or

entity may employ different investigative workflows and reporting formats depending on the specific nature of the investigation. Generally, DFIR processes can be segmented into two major domains: DF, which focuses on the preservation, collection, and analysis of digital evidence, and IR, which emphasizes the containment, eradication, and recovery from cyber incidents (see Figure 3).

Organizations vary in how they approach TA during investigations, as enterprise-focused IR differs from legal forensics in terms of the depth of analysis, objectives, and reporting. In enterprise environments, TA often emphasizes speed and operational impact, prioritizing swift identification of critical events and resolution steps, sometimes with less focus on maintaining a formal chain of custody. In contrast, legal forensic investigations place greater emphasis on the preservation and reconstruction of timelines, ensuring that all digital events are accurately sequenced and documented to meet evidentiary standards for potential court proceedings.

The reporting mechanisms for TA also differ: IR reports typ-

---

**Algorithm 6** GenDFIR
 

---

**Require:** User Query or Input for the main *UI*

**Ensure:** LLM accurate answer and relevant to the context (Timeline Analysis, Event timeline reconstruction and correlation) *answer*

```

1: Load Text  $\mathcal{T}$ 
2: Set a message for the AI agent to stay on context SysMsg
3: Load LLM Model Llama-3.1 llama - 3.1
4: Load LLM Embedding Model 'mxbai-embed-large'
5: SysMsg = "You are an expert Cybersecurity and Digital Forensics assistant, specialising in timeline analysis. You perform timeline analysis by analysing digital artefacts and temporal artefacts, reconstructing timelines, and correlating events"
6: EmbedModel = 'mxbai-embed-large'
7: LLMModel = llama - 3.1
8: PT[ ] = Process ( $\mathcal{T}$ , Max)
9: ED[ ] = Embed(PT, EmbedModel)
10: I[ ] = Retrieve(RI, PT, topk, ED)
11: load(llama - 3.1)
12: UI = input("Welcome to GenDFIR, your advanced AI-powered Timeline Analysis assistant. How can I assist you today?")
13: answer = LLMChat(UI, SysMsg, ED, PT, I, LLMModel)
14: print(answer)

```

---

ically focus on delivering actionable insights—such as the timing of compromise, propagation, and remediation steps—often to guide immediate decision-making. These reports prioritize clarity and immediacy over legal formalities. On the other hand, Forensic TA: reports must adhere to strict standards of documentation, ensuring that every event is precisely tracked and presented in a manner that maintains the integrity of the investigation for legal scrutiny. This involves rigorous validation of timestamps, metadata, and cross-referencing of multiple data sources to reconstruct a legally defensible timeline of events.

This variability underscores the fact that the GenDFIR framework is not a one-size-fits-all solution. Rather, it should be viewed as a template, benchmark, or research initiative aimed at investigating the integration of GenAI models into DFIR workflows. The goal is to enhance the speed and efficiency of processes like log analysis, and anomaly detection, and provide incident insights.

### B. Large Language Models in GenDFIR

The practical application of LLMs within DFIR tasks is still in its infancy. Recent advancements in the use of LLMs across various fields have sparked interest, but they are far from being fully reliable tools for DFIR investigations. Several challenges must be acknowledged, including issues of hallucination (where models generate incorrect or nonsensical outputs), precision (difficulty in generating highly accurate domain-specific information), and limitations related to in-

put/output token lengths, which can constrain the model's ability to process large datasets typical in DFIR cases.

LLMs are powerful tools for automating some aspects of data analysis, summarization, and even generating incident reports, but they are not yet capable of performing highly specialized forensic tasks without human oversight. The LLMs used in GenDFIR operate in zero-shot mode, meaning they generate general-purpose responses based on their pre-existing training data but cannot directly process or recognize incident-specific data in real-time. In DFIR, where each incident involves unique and sensitive information, this limitation presents a significant challenge. To address this issue effectively, as outlined in the approach section, we incorporate RAG and a knowledge base. During inference, the knowledge base acts as the framework's dynamic repository, storing cyber incident data. The framework retrieves relevant context from the indexed knowledge base, enabling the LLMs to provide responses tailored to the specifics of each incident.

### C. Multimodal Approach in GenDFIR

To address some of these limitations, the GenDFIR framework proposes the use of two LLMs to integrate a multimodal approach, specifically incorporating images into the analysis process. This allows for greater versatility in processing data formats commonly found in DFIR. However, the incorporation of multimodal data introduces new challenges. For instance, training an LLM to analyze DFIR-specific image data requires secure access to highly sensitive and potentially confidential data. In many jurisdictions, this is restricted by national data protection laws such as the GDPR in Europe, or other regional frameworks. These laws prohibit the sharing of personal information or data breaches unless strict confidentiality and privacy measures are in place.

### D. Data in GenDFIR

Due to the sensitive nature of the data handled in DFIR investigations—ranging from personal information to proprietary company data—there are significant privacy and legal concerns around the use of LLMs. Training an LLM on actual incident data would require a highly controlled environment to ensure compliance with data protection laws and organizational consent.

For instance, using LLMs trained on real-world incidents containing confidential information must occur within a secure environment and under the governance of an organization's internal policies or relevant legal frameworks. This raises the challenge of securely curating datasets for LLM training, as well as safeguarding sensitive information during model inference.

Furthermore, it is crucial to understand that LLMs, as they currently stand, are not equipped to recognize new or evolving threats outside of their training data. This means that deploying LLMs in DFIR without continuous updates and retraining on fresh, legally and ethically sourced datasets is likely to yield suboptimal results.

Thus, the implementation of GenDFIR should be regarded as a template, benchmark, or primarily a research initiative

focused on the integration of GenAI LLMs into the field of DFIR.

To clarify and rationalize this implementation, an experiment was conducted within a validated, controlled, and simulated virtual environment. This setup allows for thorough observation and precise management of scenarios, which, while oversimplified and without employing any anti-forensic techniques, serve as representative models of real-world DFIR cases. This approach facilitates a secure and ethical exploration of LLMs' potential within DFIR while addressing the unique challenges and limitations present in investigations.

### E. Experiment Environment

- 1) **Python Libraries:** Our code was written in Python. The primary libraries used are `PyTorch` for tensor operations, `NumPy` for numerical computations such as cosine similarity, and `pandas` for data manipulation and handling embeddings.
- 2) **LLM Response Temperature:** The temperature of the core LLM (`llama3.1:8b`) is set to a very low value (`temperature = 0.1`) to control prediction variability and reduce additional data generated by the LLM, making it easier for the framework to focus on the data retrieved from the knowledge base.
- 3) **Max Output Tokens:** is set to (`maxtokens=2000`) to work conveniently with the embedding model (`mxbai-embed-large:335m`) and the LLM (`llama3.1:8b`) specifications (Table IV and Table V).
- 4) **Number of Completions:** is set to a low value (`n=1`) to make the LLM's generation more deterministic and to select the optimal word predictions.

```

1 answer = client.chat.completions.create(
2     model=LlmModel,
3     messages=[{"role": "system", "content":
4         prompt}],
5     maxtokens=2000,
6     temperature=0.1,
7     n=1,
8 )

```

Listing 2: GenDFIR code snippet Visualization

- 5) **Parallel Computing:** For optimized tensor computation, CUDA is used to run the tensors on the GPU.

```

1 GPU Model: NVIDIA GeForce RTX 4060
2 CUDA Version: 12.6
3 Total VRAM: 8GB

```

Listing 3: CUDA and GPU

### F. Case Study

The case studies for our experiments are based on synthetic scenarios designed to replicate real-world cyber incidents while ensuring privacy, consent, and confidentiality. Each scenario is tailored to fit the experimental environment, meaning it has been specifically designed to meet the setup's specifications and criteria.

Additionally, each case study represents a cyber security incident within a fictional company. To illustrate the role of

R-BAI, fictional rules have been incorporated into the scenario to filter anomalous events (artefacts) according to these predefined rules. Each cyber incident has its own knowledge base, which serves as a repository of previously identified anomalous events.

To align with our proposed chunking method and the constraints of our experimental setup (set to (`maxtokens=2000`) and (`llama-3.1:8b`) running locally), the number of events has been reduced so that each chunk can be fully embedded and correctly processed during LLM inference.

Table VI presents the case studies before they were filtered according to the R-BAI algorithms:

TABLE VI: Case Studies Before R-BAI (Filtering)

Scenario	Number of Events
SYN Flood	30
Rhino Hunt (Inspired from [52])	23
Phishing Email - 1	13
Phishing Email - 2	30
DNS Spoof	34
Unauthorized Access	47

Table VII provides the specifications for each scenario after filtering, including the number of chunks (events) and the maximum chunk length (in characters) for each event:

TABLE VII: Case Studies after R-BAI (Filtering)

Scenario	Number of Events (Chunks)	Max Chunk Length (Characters)
SYN Flood	30	210
Rhino Hunt (Inspired from [52])	8	500
Phishing Email - 1	15	725
Phishing Email - 2	20	500
DNS Spoof	23	200
Unauthorized Access	25	208

## VI. RESULTS EVALUATION AND DISCUSSION

The evaluation of the framework mainly focuses on the LLM outputs, as the R-BAI results were accurately and previously presented in Table VI and Table VII. LLMs typically adhere to established benchmarks. Metrics such as F1-score, precision, recall, accuracy, BLEU, and ROUGE are widely recognized for specific tasks. For example, the F1-score is commonly applied in classification tasks as it balances precision and recall, offering an overall performance measure. BLEU is used to assess the quality of the generated text, primarily in translation tasks, while ROUGE is employed in evaluating the accuracy of machine-generated summaries [54].

In context-specific applications such as GenDFIR, LLMs are employed in a zero-shot setting, having undergone extensive benchmarking and rigorous testing. GenDFIR is specifically designed to generate reports for forensic TA, a process that typically produces context-dependent outputs. Therefore, the evaluation of GenDFIR focuses not only on the accuracy of event retrieval from the knowledge base in response to forensic

user prompts, but also on how effectively these events are correlated, how anomalies are detected, and how the events are transformed into a comprehensible report.

Given that the cyber incidents employed are relatively straightforward and that Llama-3.1 has been benchmarked using the CYBERSECEVAL suite, the LLM is expected to efficiently identify anomalies, detect evidence, and provide comprehensive insights. Detailed results of our experiment can be found in [56].

The evaluation of GenDFIR extends beyond traditional metrics. To evaluate performance, relevance, accuracy, and reliability, we developed specific metrics and crafted 240 tailored forensic prompts in the form of questions. These prompts were designed to test key aspects and patterns of evidence and anomalies within the knowledge bases and to assess how the LLM interprets and processes them. Each evaluation prompt underwent thorough analysis, refinement, and validation before use. All prompts are found in [56], where each metric is addressed by 20 dedicated forensics prompts. The results of the metrics evaluation are detailed below:

#### A. Accuracy

Calculating accuracy in GenDFIR involves analyzing the generated TA reports to identify and verify the facts they contain. This process checks the correctness and relevance of these facts against the knowledge base and ensures they are logically and reasonably interpreted, without any inaccuracies. These reports are divided into two parts. The first part includes Artifact Analysis, Timeline Analysis, Event Correlation, and Timeline Reconstruction, all based on facts from our knowledge base. The second part provides additional information, such as mitigation solutions, which are generated by the LLM. Table VIII details the exact number of facts in each generated TA report for every cyber incident.

$$\text{Accuracy} = \frac{\text{Overall Correct Facts}}{\text{Overall ( Correct Facts + Incorrect Facts)}} \quad (12)$$

TABLE VIII: Timeline Analysis Report Facts

Scenarios	Overall Report Facts	Knowledge Base	LLM Facts (All correct)
SYN Flood	20	- Correct: 17 - Incorrect: 0	03
Rhino Hunt	16	- Correct: 08 - Incorrect: 0	08
Phishing Email - 1	13	- Correct: 09 - Incorrect: 1	03
Phishing Email - 2	22	- Correct: 13 - Incorrect: 03	06
DNS Spoof	19	- Correct: 14 - Incorrect: 0	05
Unauthorized Access	22	- Correct: 14 - Incorrect: 01	07

#### B. Relevance

Prompts dedicated to the relevance metric are characterized by their focus on various aspects, including sentiment (e.g., *What is the overall sentiment of the image described in Event*

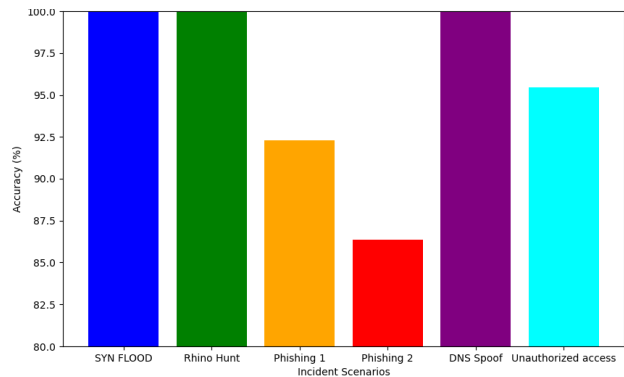


Fig. 10: Overall Accuracy of the TA report for different Cyber Incident Scenarios.

2 (Image b)?), intention (e.g., *What specific action is requested by GlobalBank in the initial email?*), deep analysis (e.g., *Analyze the severity levels associated with the events involving SYN flood attacks. List the events and their corresponding severity levels.*), as well as retrieval, prediction, and insights. The graph in Figure 11 clearly shows that some scenarios have failed in certain prompts. For instance, in the SYN Flood scenario, GenDFIR failed on Prompt 4; in the Rhino Hunt scenario, Prompt 13 was answered partially correctly (50%); and in the Phishing Email 1 scenario, GenDFIR failed on both Prompts 11 and 12.

The overall relevance output rate for each incident is visualized in Figure 12.

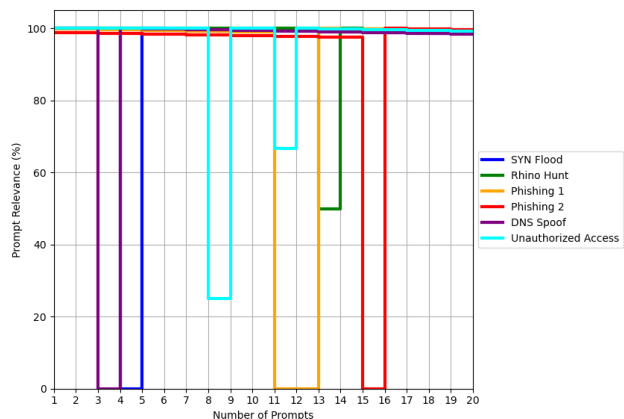


Fig. 11: Prompts Relevance of the TA report for different Cyber Incident Scenarios.

#### C. Exact Match (EM)

EM in GenDFIR involves testing and evaluating various aspects of the framework by posing forensic questions that address specific tasks, such as retrieving precise timestamps (e.g., *What was the exact time when Michael Davis responded to the first email from the GlobalBank Security Team?*) and obtaining detailed descriptions (e.g., *In Event 5, what was the description of the alligator?*), along with other relevant queries.

Table IX presents the checks performed, showing that they align perfectly with the ground truth. The table demonstrates



Scenario	Prompt Number																			
	1	2	3	4	5	6	7	8	9	10	11	12	13	14	15	16	17	18	19	20
SYN Flood	✓	✓	✓	✓	✓	✓	✓	✓	✓	✓	✓	✓	✓	✓	✓	✓	✓	✓	✓	✓
Rhino Hunt	✓	✓	✓	✓	✓	✓	✓	✓	✓	✓	✓	✓	✓	✓	✓	✓	✓	✓	✓	✓
Phishing Email 1	✓	✓	✓	✓	✓	✓	✓	✓	✓	✓	✓	✓	✓	✓	✓	✓	✓	✓	✓	✓
Phishing Email 2	✓	✓	✓	✓	✓	✓	✓	✓	✓	✓	✓	✓	✓	✓	✓	✓	✓	✓	✓	✓
DNS Spoof	✓	✓	✓	✓	✓	✓	✓	✓	✓	✓	✓	✓	✓	✓	✓	✓	✓	✓	✓	✓
Unauthorized Access	✓	✓	✓	✓	✓	✓	✓	✓	✓	✓	✓	✓	✓	✓	✓	✓	✓	✓	✓	✓

TABLE IX: EM Evaluation Prompt Checks

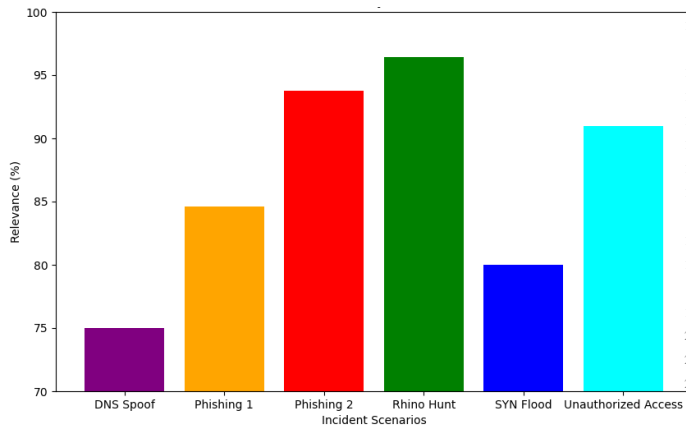


Fig. 12: Overall Relevance for Different Cyber Incident Scenarios.

that GenDFIR successfully passed all checks without any errors.

#### D. Evidence (Top K)

DFIR primarily focuses on identifying evidence through the analysis of digital artifacts. As detailed in Section IV, our approach employs algorithms that utilize cosine similarity to identify relevant evidence within the knowledge base. To facilitate real-time visualization of this process during inference, we developed a script, illustrated in Listing 4, which uses the UMAP library. This script enables the visualization of how features from the vectorized user input (*VRI*) correspond with features in the embedded knowledge base (*ED*). It is important to remember that evidence identification is contingent upon the input provided by the user, who determines which events or attributes within those events should be considered as evidence.

According to the heat parameter and the cosine similarity equation, a score closer to 1 indicates stronger evidence (Top K).

```

1 def calculate_cosine_similarity(VRI, ED):
2     """
3     Calculate cosine similarity between the input
4     and Knowledge Base embeddings.
5     Args:
6     - VRI (list or np.array): Embedding of the input
7     query.
8     - ED (list or np.array): Embeddings of the
9     Knowledge Base content.
10    Returns:
11    - torch.Tensor: Cosine similarity scores between
12    input and Knowledge Base embeddings.
13    """

```

```

14    cos_scores = torch.cosine_similarity(torch.
15    tensor(VRI).unsqueeze(0), ED)
16    return cos_scores
17
18    def visualize_cosine_similarity(cos_scores):
19        # Convert cosine similarity scores to 2D
20        scores_2d = np.array(cos_scores).reshape(-1, 1)
21        # Apply UMAP for dimensionality reduction
22        embedding = umap.UMAP(n_neighbors=5, min_dist
23        =0.1, random_state=42).fit_transform(scores_2d)
24        # Create a scatter plot using Matplotlib
25        scatter = plt.scatter(embedding[:, 0], embedding
26       [:, 1], c=scores_2d.flatten(), cmap='viridis')
27        plt.show()
28        cos_scores = calculate_cosine_similarity(VRI, ED)
29        # Visualize the cosine similarity scores
30        visualize_cosine_similarity(cos_scores)

```

Listing 4: Code snippet for Calculating and Visualizing Cosine Similarity

Table X contains ground truth evidence (Top K) for each cyber incident, as determined by the user.

TABLE X: Top K Evidence within the Knowledge Base (Events)

Cyber Incident	Evidence	Actual number of Evidence
SYN Flood	Level: Critical.	05
Rhino Hunt (Inspired from [52])	Rhino.	04
Phishing Email - 1	Events that appear to be phishing.	06
Phishing Email - 2	Events that appear to be phishing.	07
Unauthorized Access	Level: Warning.	25
DNS Spoof	Level: Error.	06

Figures 13, 14, 15, 16, 17, and 18 illustrate the outputs of UMAP evidence visualizations.

Figure 17 provides an example where all events are considered as evidence. The ground truth data in Table X specifies a total of 25 pieces of evidence, based on the user's input: "Identify all events where the Level is 'Warning' and extract their corresponding evidence". However, the Figure 17 generated using UMAP displays only the Top K=20 pieces of evidence, which are those with a cosine similarity score greater than 0.50. This discrepancy indicates an inaccuracy in the cosine similarity-based extraction.

#### E. Overall Performance

The overall performance of GenDFIR is assessed by calculating the aggregate accuracy across each metric as follows:

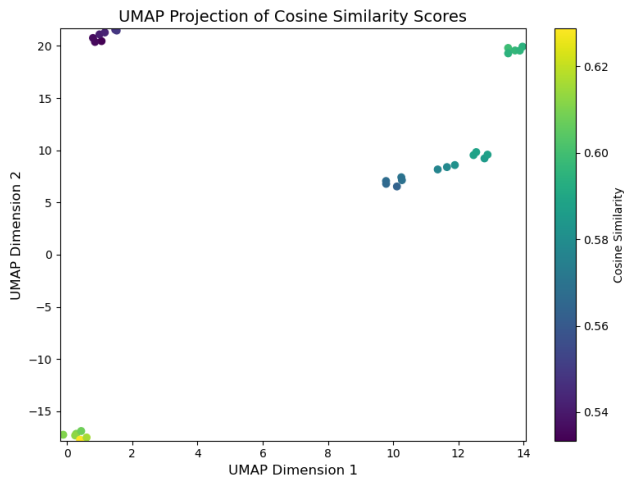


Fig. 13: SYN Flood - Evidence (Top K=5)

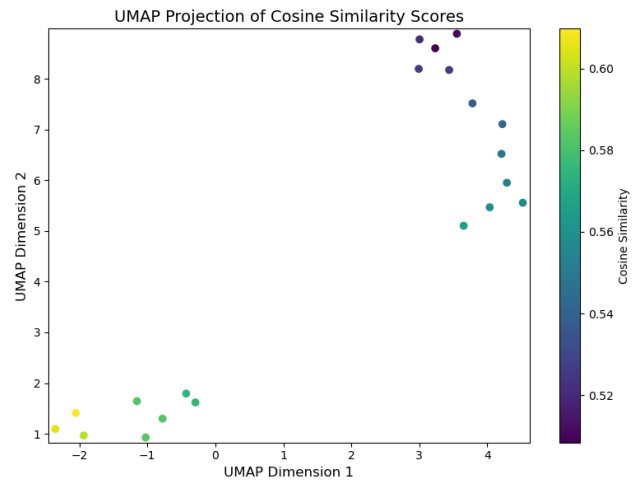


Fig. 16: Phishing Email 2 - Evidence (Top K=7)

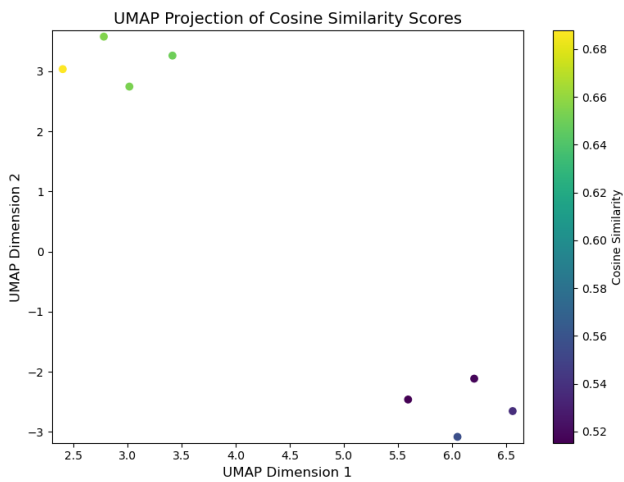


Fig. 14: Rhino Hunt - Evidence (Top K=4)

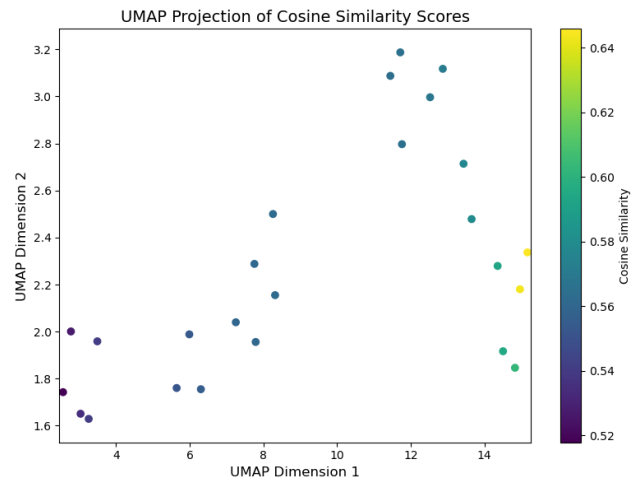


Fig. 17: Unauthorized Access - Evidence (Top K=20)

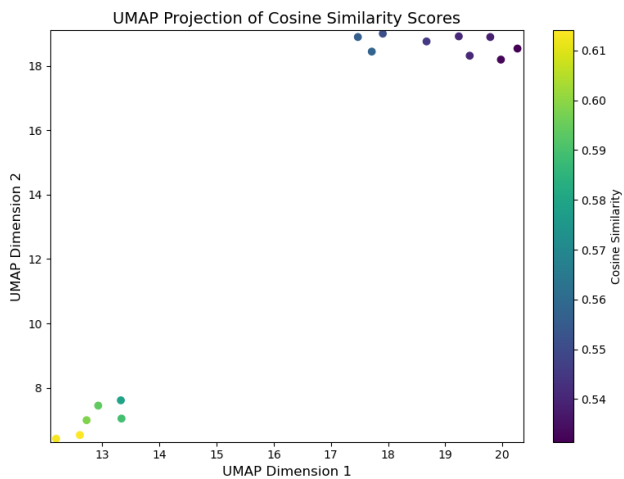


Fig. 15: Phishing Email 1 - Evidence (Top K=6)

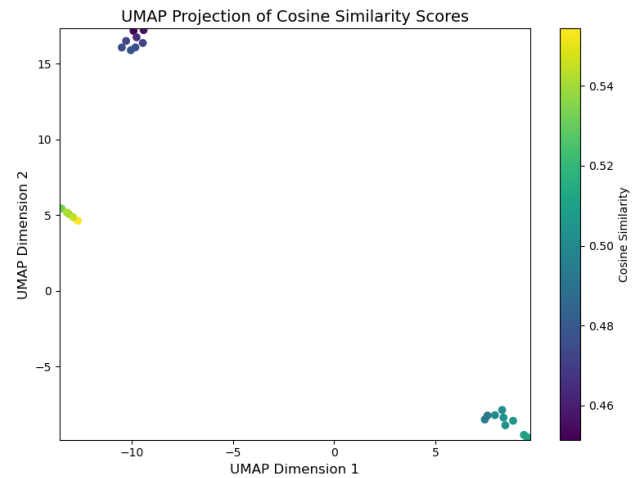


Fig. 18: DNS Spoof - Evidence (Top K=6)

## F. Discussion

As discussed in Section V, GenDFIR should not be viewed as a universal solution for all DFIR tasks. Instead, it is designed as a foundational framework to address specific

challenges faced by DFIR analysts, particularly in the analysis of artifacts.

The evaluation results, as illustrated in the previous graphs, show a success rate ranging from 80% to 100%, depending on the metrics used. It is important to emphasize that these results

Metric	Rate
Accuracy	95.52%
Relevance	94.51%
EM	100%
Top K	83.33%
<b>Overall</b>	<b>93.34%</b>

TABLE XI: Overall Accuracy

are based on simplified experimental scenarios and minimal configuration settings.

Moreover, the primary purpose of the generated TA reports is to interpret DF aspects using LLMs and expedite the process. When comparing casual and accurate DF practices, it is essential to consider that TA reports are critical in documenting the sequence of events in an incident. These reports typically focus on:

- **Event Chronology:** A detailed timeline of events, presenting a chronological order of activities related to the incident.
- **Evidence Correlation:** Analysis of how various pieces of evidence relate to the timeline.
- **Incident Overview:** A summary of the incident, including key findings and impacts.

Timeline reports are often tailored to different audiences [55]:

- **Technical Stakeholders:** Forensics experts and IT professionals require detailed, technical reports with precise timestamps, technical analysis, and evidence correlation. For example, a technical report may include granular timestamps of system log entries and detailed forensic data.
- **Non-Technical Stakeholders:** Reports for non-technical audiences, such as senior management or legal teams, present a streamlined timeline with key events highlighted. These reports focus on the overall sequence of events and impacts, formatted to be accessible and understandable to non-experts. An example is an Executive Summary followed by a simplified timeline of events.

In the case of GenDFIR, the report templates were generated by the LLM, guided by human prompts and system messages. The reports also included mitigation solutions. Due to token limits of the single-modal LLM, the reports were automatically condensed.

A crucial aspect of GenDFIR is the identification of evidence from the knowledge base. Cosine similarity demonstrated high performance and efficiency in detecting anomalies and extracting relevant evidence, despite one identified error (Unauthorized Access incident). It is important to note that evidence identification must be guided by user input.

Additionally, the R-BAI algorithms played a crucial role in filtering and reducing the volume of artifacts processed by the LLMs, avoiding a significant increase in the number of artifacts. However, these results and observations were consistently monitored by human assistance. Without this oversight, detecting inaccuracies would be challenging. Although R-BAI and LLMs reduced the time required for Forensic TA, this was offset by the time needed for monitoring and verification.

## VII. LIMITATIONS AND ETHICAL ISSUES

### A. GenDFIR Limitations

Despite the success of bringing the proposed framework to life and successfully generating TA reports, this research encountered several limitations:

- **Novelty of Approach:** Our method of applying LLMs to real-world tasks, particularly in DFIR and TA, is relatively new. The limited amount of existing research in these areas means there are few established guidelines or benchmarks to follow.
- **Lack of Research on Automated TA:** As previously mentioned, there has been minimal research into automating TA. This gap in prior work has restricted our ability to develop and refine automated solutions.
- **Data Volume and Variety:** The large volume and diversity of data in cyber incident scenarios present significant challenges for data management and processing.
- **Privacy and Data Security:** Dealing with DFIR cases often involves sensitive personal data. To address privacy concerns, we have considered using synthetic data as an alternative to avoid exposing real personal information.
- **Evaluation Methods:** Evaluating the effectiveness and performance of our framework remains a challenge. Current research is still developing automated methods for assessing LLMs and AI systems. Most existing approaches rely on manual, context-specific evaluations. In our case, this involved crafting our own forensic context-based evaluation prompts.

### B. Ethical Issues

In the field of DFIR, combined with GenAI, ethical issues are critically important and require meticulous consideration due to the sensitive and private nature of data, practices, and activities involved [13]. However, it is important to note that once data is processed and interpreted, it becomes information. The following are the most relevant and common concerns:

- **Privacy and Confidentiality:** The integration of R-BAI and LLMs to advance cyber incident TA can lead to severe privacy breaches. These technologies often require access to and are fed with massive amounts of sensitive data (personal, digital, financial data, health data, and other types) which increases the risk of exposing personal and confidential information without proper safeguards.
- **Accuracy and Efficiency:** Ensuring the accuracy and reliability of automated analyses and reports resulting from R-BAI and LLMs is crucial. If inaccurate, it could lead to flawed and irrelevant conclusions in cyber incident investigations, potentially obstructing legal proceedings and justice.
- **Consent:** Obtaining proper consent from individuals whose data is used for automatic processing by R-BAI and LLMs without explicit consent directly violates their privacy rights.
- **Bias and Fairness:** One major concern with AI models is their tendency to introduce or perpetuate biases, potentially leading to unfair outcomes in cyber incident analysis. Bias in training datasets or algorithms

can compromise results, impacting the impartiality of investigations.

- **Integrity of Evidence:** AI systems could compromise the authenticity and reliability of evidence. Improper handling or processing of digital evidence during analysis could compromise its integrity. Therefore, R-BAI and LLMs outputs must be consistently monitored.

## VIII. CONCLUSION AND FUTURE WORKS

In this work, we present a novel AI-based framework designed to fully automate Forensic TA for cyber incidents. The framework integrates R-BAI, LLMs, and the RAG agent to not only perform TA but also to provide valuable insights, including mitigation strategies and responses to various forensic queries.

The research began with a comprehensive exploration of forensic TA, examining its characteristics, aspects that necessitate automation, and its informational traits. We then proposed a development approach for the framework, addressing technical requirements such as hardware and system configurations.

The framework was subsequently tested on simulated DFIR incidents inspired by real-world scenarios, constrained by privacy and consent limitations.

The evaluation of results underscored the significant potential of the framework's core approach. However, substantial limitations were encountered during this phase. Standard metrics for evaluating machine learning (ML) and AI systems, such as the F1-score, recall, and precision, were not applicable to the GenDFIR framework. The framework produced contextual reports rather than numerical data suitable for classification, highlighting the need for bespoke calculations and metrics tailored specifically to GenDFIR.

While the current implementation demonstrates reliability, future work should focus on refining the framework by fine-tuning the LLM with context-specific data rather than relying on a zero-shot approach. Additionally, employing multiple specialized autonomous agents to handle distinct tasks—such as TA, evidence identification, root cause analysis, and predicting potential future threats—could further enhance the system's efficiency and effectiveness. Exploring the use of larger models in optimized environments may also support more complex tasks and generate more detailed and accurate results.

In the preceding sections, we have comprehensively explored the research questions and their implications. In this final section, we discuss the relationship between LLMs and Forensic Timeline Analysis. At this stage, the readiness of forensic TA for LLM integration is interdependent with the advancement of LLM technology. The progress in LLMs directly influences the effectiveness of TA, as improvements in one are closely tied to advancements in the other. Although current LLMs exhibit significant capabilities, they have not yet achieved full accuracy. Therefore, while LLMs are valuable tools, their full potential for TA will only be realized with continued technological development.

In conclusion, the proposed framework represents a significant advancement in applying generative AI to digital forensics and incident response, aiming to improve digital security in a landscape where cyber threats are continually evolving.

## FOOTNOTES

### *Ethical Approval*

This research was deemed as not requiring the University's Ethical Committee Approval as it doesn't fall under any of the cases requiring ethical approval.

### *Funding*

The APC and Open Access fees for this publication are funded by the University of Liverpool.

### *Acknowledgement*

We acknowledge that all data used to simulate the cyber incidents in this case study are synthetic and were designed to model and visualize cyber incident scenarios while strictly adhering to privacy, confidentiality, consent, and copyright regulations. All scenarios, descriptions, data, generated Timeline Analysis Reports, results, and ground truth information are available in the GitHub repository linked below:

<https://github.com/GenDFIR>

The repository includes a portion of the code used in this study, with the AI (LLM module) code available upon request.

### *Competing Interests*

The authors declare that they have no known competing interests or personal relationships that could have appeared to influence the work reported in this paper.

## REFERENCES

- [1] Hamouda, D., Ferrag, M., Benhamida, N., Seridi, H. & Ghanem, M. Revolutionizing intrusion detection in industrial IoT with distributed learning and deep generative techniques. *Internet Of Things*. **26** pp. 101149 (2024)
- [2] Dimitriadis, A., Ivezic, N., Kulvatunyou, B. & Ioannis Mavridis D4I - Digital forensics framework for reviewing and investigating cyber attacks. *Array*. **5** (2019)
- [3] Johansen, G. Digital Forensics and Incident Response: Incident response techniques and procedures to respond to modern cyber threats. (Packt,2020)
- [4] Yoan Chabot, C. & M-Tahar Kechadi A complete formalized knowledge representation model for advanced digital forensics timeline analysis. *Digital Investigation*. **11** pp. 95-105 (2014)
- [5] Dunsin, D., Ghanem, M., Ouazzane, K. & Vassilev, V. A comprehensive analysis of the role of artificial intelligence and machine learning in modern digital forensics and incident response. *Forensic Science International: Digital Investigation*. **48** (2024)
- [6] Dunsin, D., Ghanem, M. & Ouazzane, K. The Use of Artificial Intelligence in Digital Forensics and Incident Response (DFIR) in a Constrained Environment. *International Journal Of Information And Communication Technology*. **280-285** (2022)
- [7] Dunsin, D., Ghanem, M., Ouazzane, K. & Vassilev, V. Reinforcement Learning for an Efficient and Effective Malware Investigation during Cyber Incident Response. *ArXiv Preprint ArXiv:2408.01999*. (2024)
- [8] Chang, Y., Wang, X., Wang, J., Wu, Y., Yang, L., Zhu, K., Chen, H., Yi, X., Wang, C., Wang, Y., Ye, W., Zhang, Y., Chang, Y., Yu, P., Yang, Q. & Xing Xie A Survey on Evaluation of Large Language Models. *ACM Transactions On Intelligent Systems And Technology*. **15** (2024)
- [9] Bai, T., Liang, H., Wan, B., Xu, Y., Li, X., Li, S., Yang, L., Li, B., Wang, Y., Cui, B., Huang, P., Shan, J., He, C., Yuan, B. & Wentao Zhang A Survey of Multimodal Large Language Model from A Data-centric Perspective. (2024), arXiv
- [10] Zhang, Z., Bo, X., Ma, C., Li, R., Chen, X., Dai, Q., Zhu, J., Dong, Z. & Ji-Rong Wen A Survey on the Memory Mechanism of Large Language Model based Agents. (2024), arXiv

- [11] Gao, Y., Xiong, Y., Gao, X., Jia, K., Pan, J., Bi, Y., Dai, Y., Sun, J., Wang, M. & Haofen Wang Retrieval-Augmented Generation for Large Language Models: A Survey . (2023), arXiv
- [12] Alty, J. & G. Guida The Use of Rule-based System Technology for the Design of Man-Machine Systems. *IFAC Proceedings Volumes*. **18** (1985)
- [13] Tynan, P. Closing remarks on “The integration and implications of artificial intelligence in forensic science”. *Forensic Science, Medicine And Pathology*. pp. 101-111 (2024)
- [14] Brian Carrier, E. An Event-Based Digital Forensic Investigation Framework. *The Digital Forensic Research Conference DFRWS 2004 USA*. (2004)
- [15] Ghanem, M., Chen, T., Ferrag, M. & Kettouche, M. ESASCF: expertise extraction, generalization and reply framework for optimized automation of network security compliance. *IEEE Access*. (2023)
- [16] Naveed, H., Khan, A., Qiu, S., Saqib, M., Anwar, S., Usman, M., Akhtar, N., Barnes, N. & Ajmal Mian A Comprehensive Overview of Large Language Models . (2023), arXiv
- [17] Standards, N. & Technology Incident Response. (2024), <https://csrc.nist.gov/Projects/incident-response>
- [18] FTK, E. FTK Forensic Toolkit. (2024), <https://www.exterro.com/digital-forensics-software/forensic-toolkit>
- [19] Autopsy Autopsy Digital Forensics. (2024), <https://www.autopsy.com/>
- [20] EnCase EnCase Forensic Suite. (2024), <https://e-forensic.ca/products/encase-forensic-suite/>
- [21] Magnet Magnet Forensics. (2024), <https://www.magnetforensics.com/resources/introduction-magnet-axiom/>
- [22] Argreaves Christopher, P. An automated timeline reconstruction approach for digital forensic investigations. *Digital Investigation*. **9** (2012)
- [23] Hudan Studiawan, B. & Baskoro A Pratomo Forensic Timeline Analysis of iOS Devices . *2022 International Conference On Engineering And Emerging Technologies (ICEET)*. (2022)
- [24] Yoan Chabot, C. & Tahar Kechadi Automatic Timeline Construction and Analysis for Computer Forensics Purposes. *Joint Intelligence And Security Informatics*. pp. 139-144 (2014)
- [25] Sandeepak Bhandari , V. The Phases Based Approach for Regeneration of Timeline in Digital Forensics . *INnovations In Intelligent SysTems And Applications (INISTA)* . (2020)
- [26] Ferrag,A., F., Battah, A., Cherif, B., Mechri, A. & Tihanyi, N. Generative AI and Large Language Models for Cyber Security: All Insights You Need. (2024), arXiv
- [27] Akila Wickramasekara, F. SoK: Exploring the Potential of Large Language Models for Improving Digital Forensic Investigation Efficiency. (2024), arXiv
- [28] Scanlon, M., Breitingner, F., Hargreaves, C., Hilgert, J. & Sheppard, J. ChatGPT for digital forensic investigation: The good, the bad, and the unknown . *Forensic Science International: Digital Investigation* . **46** (2023)
- [29] Sreya E K , R. & Wadhwa, M. Enhancing Digital Investigation: Leveraging ChatGPT for Evidence Identification and Analysis in Digital Forensics. *International Conference On Computing, Communication, And Intelligent Systems (ICCCIS)*. pp. 733-738 (2023)
- [30] Norbert Tihanyi, M. & Ridhi Jain , M. CyberMetric: A Benchmark Dataset based on Retrieval-Augmented Generation for Evaluating LLMs in Cybersecurity Knowledge . (2024), arXiv
- [31] Jakub Lála, O., Shtedritski, A., Cox, S., Rodrigues, S. & Andrew D. White PaperQA: Retrieval-Augmented Generative Agent for Scientific Research. (2023), arXiv
- [32] Yu, Y., Ping, W., Liu, Z., Wang, B., You, J., Zhang, C., Shoeybi, M., Wang, B., Wang, Z., Gao, X., Zhang, F., Wu, Y., Xu, Z., Shi, T., Wang, Z., Shizheng Li, Qian, Q., Yin, R., Lv, C., Zheng, X. & Xuanjing Huang Searching for Best Practices in Retrieval-Augmented Generation. (2024), arXiv
- [33] Yu, Y., Wei Ping, Liu, Z., Wang, B., You, J., Zhang, C., Shoeybi, M. & Catanzaro, B. RankRAG: Unifying Context Ranking with Retrieval-Augmented Generation in LLMs . (2024), arXiv
- [34] OpenAI ChatGPT. (2024), <https://chatgpt.com/>
- [35] Anthropic Claude. (2024), <https://www.anthropic.com/claude>
- [36] Meta Llama Models. (2024), <https://llama.meta.com/docs/model-cards-and-prompt-formats>
- [37] Meta Llama. (2024), <https://llama.meta.com/>
- [38] Meta Meta. (2024), <https://about.meta.com/uk/>
- [39] OpenAI GPT. (2024), <https://openai.com/index/gpt-4/>
- [40] OpenAI OpenAI. (2024), <https://openai.com/>
- [41] Anthropic Anthropic. (2024), <https://www.anthropic.com/>
- [42] Vaswani, A., Shazeer, N., Parmar, N., Uszkoreit, J., Jones, L., Gomez, A., Kaiser, Ł. & Polosukhin, I. . *31st Conference On Neural Information Processing Systems (NIPS 2017)*, Long Beach, CA, USA.. (2017)
- [43] Piktus, A., Petroni, F., Karpukhin, V., Goyal, N., Küttler, H., Lewis, M., Wen-Yih, Rocktäschel, T., Riedel, S. & Kiela, D. Retrieval-Augmented Generation for Knowledge-Intensive NLP Tasks . (2021), arXiv
- [44] Christopher Toukmaji, A. Retrieval-Augmented Generation and LLM Agents for Biomimicry Design Solutions. *Proceedings Of The AAAI Symposium Series*. **3** (2024)
- [45] Muffikhah, L. & Baharudin, B. Document Clustering Using Concept Space and Cosine Similarity Measurement. *2009 International Conference On Computer Technology And Development*. **1** pp. 58-62 (2009)
- [46] Soni, S. & Roberts, K. An evaluation of two commercial deep learning-based information retrieval systems for COVID-19 literature. *Journal Of The American Medical Informatics Association*. **28**, 132-137 (2021,1)
- [47] NVIDIA Building RAG Agents with LLMs. (2024), <https://resources.nvidia.com/en-us-ai-large-language-models/building-rag-agents-with-llms-dli-course>
- [48] Finardi, P., Avila, L., Castaldoni, R., Gengo, P., Larcher, C., Piau, M., Costa, P. & Caridá, V. THE CHRONICLES OF RAG: THE RETRIEVER, THE CHUNK AND THE GENERATOR. (2024), arXiv
- [49] Wan, S., Nikolaidis, C., Song, D., Molnar, D., Crnkovich, J., Grace, J., Bhatt, M., Chennabasappa, S., Whitman, S., Ding, S., Ionescu, V., Li, Y. & Joshua Saxe CYBERSECEVAL 3: Advancing the Evaluation of Cybersecurity Risks and Capabilities in Large Language Models. (Meta ,2024)
- [50] Liu, H., Li, C., Wu, Q. & Lee, Y. LLaVA: Large Language and Vision Assistant. (2023), <https://llava-vl.github.io/>
- [51] Mixedbread Mixedbread Embedding Models. (2024), <https://www.mixedbread.ai/docs/embeddings/models>
- [52] NIST CFReDS, "Rhino Hunt," Department of Computer Science, National Institute of Standards and Technology, 2024. [Online]. Available: [https://cfreds-archive.nist.gov/dfrows/Rhino\\_Hunt.html](https://cfreds-archive.nist.gov/dfrows/Rhino_Hunt.html)
- [53] Research, C. Evaluating Chunking Strategies for Retrieval. (Chroma Research,2024), <https://research.trychroma.com/evaluating-chunking>
- [54] T. Hu and X.-H. Zhou, "Unveiling LLM Evaluation Focused on Metrics: Challenges and Solutions," arXiv preprint arXiv:2404.09135, Apr. 2024. [Online]. Available: <https://doi.org/10.48550/arXiv.2404.09135>
- [55] Jiménez, M., Fernández, D., Eduardo Rivadeneira, J. & Flores-Moyano, R. A Filtering Model for Evidence Gathering in an SDN-Oriented Digital Forensic and Incident Response Context. *IEEE Access*. **12** pp. 75792-75808 (2024)
- [56] GenDFIR, GitHub repository, 2024. [Online]. Available: <https://github.com/GenDFIR>



**Fatma Yasmine Loumachi** is a Research Fellow within the Cyber Security Research Centre at London Metropolitan University. She holds a Bachelor's Degree in Information System and Software Engineering, an MSc in Networks and Embedded Systems, as well as a second MSc in Computer Networking and Cybersecurity. She has collaborated with various professionals from the industry on different projects, including Banking Systems, Robotic Autonomous Driving, and the digitalization of Government Information Systems. Additionally, she worked as a Cybersecurity Engineer in CyberASAP, funded by Innovate UK. Her interests span multiple disciplines, including Cybersecurity, Digital Forensics, Generative AI, Embedded Systems, Networks, IoT, and Robotics.



**Dr Mohamed Chahine Ghanem** is an Associate Professor and Director of the Cyber Security Research Centre, he is also Senior Academic within the Department of Computer Science at the University of Liverpool. Dr Ghanem holds an Engineering Degree in Computer Sciences, an MSc in Digital Forensics with Distinction and a PhD in Cyber Security from City, University of London. He is a Senior Fellow of HEA and holds a PGDip in Security Studies. Dr Ghanem is an IEEE member and a professional member of the British Computer

Society achieved many certificates, such as GCFE, CISSP, ACE, XRY and CPCI with over 15 years of experience in the field of cybersecurity, digital forensics and incident investigation at the law-enforcement and corporate level. His research focuses on applying AI to solve real-world cybersecurity and digital forensics problems and published numerous research papers in the world's top cybersecurity journals. He delivered several keynote talks at different prestigious venues. Dr Ghanem is the Academic Editor of ACM Digital Threats: Research Practice journal and Senior Advisor at KROLL LLC.