

LUK: Empowering Log Understanding with Expert Knowledge from Large Language Models

Lipeng Ma, Weidong Yang, Sihang Jiang, Ben Fei, Mingjie Zhou, Shuhao Li, Bo Xu, and Yanghua Xiao

Abstract—Logs play a critical role in providing essential information for system monitoring and troubleshooting. Recently, with the success of pre-trained language models (PLMs) and large language models (LLMs) in natural language processing (NLP), smaller PLMs (such as BERT) and LLMs (like ChatGPT) have become the current mainstream approaches for log analysis. While LLMs possess rich knowledge, their high computational costs and unstable performance make LLMs impractical for analyzing logs directly. In contrast, smaller PLMs can be fine-tuned for specific tasks even with limited computational resources, making them more practical. However, these smaller PLMs face challenges in understanding logs comprehensively due to their limited expert knowledge. To better utilize the knowledge embedded within LLMs for log understanding, this paper introduces a novel knowledge enhancement framework, called LUK, which acquires expert knowledge from LLMs to empower log understanding on a smaller PLM. Specifically, we design a multi-expert collaboration framework based on LLMs consisting of different roles to acquire expert knowledge. In addition, we propose two novel pre-training tasks to enhance the log pre-training with expert knowledge. LUK achieves state-of-the-art results on different log analysis tasks and extensive experiments demonstrate expert knowledge from LLMs can be utilized more effectively to understand logs. Our source code and detailed experimental data are available at <https://github.com/LeaperOvO/LUK>.

Index Terms—log understanding, large language model, pre-trained model, knowledge enhancement

I. INTRODUCTION

WITH the increasing complexity and scale of IT systems, the maintenance and operation of large-scale systems become more challenging. Logs record the valuable runtime status, they play a crucial role in troubleshooting and enable engineers to monitor system health effectively. However, the increasing volume of logs has made manual analysis a harder task [1]. Consequently, numerous automated log analysis methods utilizing machine learning (ML) or deep learning (DL) models have been proposed to automatically analyze logs, encompassing various tasks such as log parsing [2]–[5], anomaly detection [6]–[12], root cause analysis [13]–[15], failure prediction [16]–[18], etc. In particular, with the recent success of pre-trained language models (PLMs) in natural language processing (NLP), especially the advent of

This work was supported by the National Natural Science Foundation of China (U2033209) *Corresponding authors: Weidong Yang and Bo Xu*

Lipeng Ma, Weidong Yang, Sihang Jiang, Ben Fei, Mingjie Zhou, Shuhao Li and Yanghua Xiao are with the School of Computer Science, Fudan University, Shanghai, China, 200433 (e-mails: {lpma21, bfei21, shli23}@m.fudan.edu.cn; {wdyang, jiangsihang, mjzhou19, shawyh}@fudan.edu.cn).

Bo Xu is with the School of Computer Science and Technology, Donghua University, Shanghai, China, 201620 (e-mails: xubo@dhu.edu.cn)

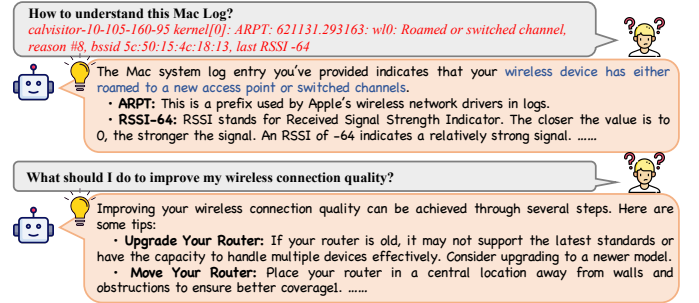


Fig. 1. Example of prompting ChatGPT to help understand log, which can provide detailed background information and terminology explanations and solutions. Without knowledge, the beginner fails to understand RSSI value.

large language models (LLMs) represented by ChatGPT and GPT-4 [19], language models (LMs) have garnered significant attention in log understanding and these LM-based approaches [20]–[30] achieve tremendous achievements in automated log analysis due to their outstanding performance.

As language models increase in scale and gain enhanced capabilities, two mainstream paradigms have emerged for utilizing LMs in log understanding. The first one is based on PLMs, which follows the *pre-train & fine-tune* paradigm, such as BERT [31], fine-tuning a PLM with task-specific data and enabling it to specialize in the given task. Considering the need for fine-tuning with limited computational resources and cost savings, LMs in this paradigm are typically smaller in size, such as BERT with 110M parameters. The second one is based on LLMs¹, which follows the *In-Context Learning* (ICL) paradigm [32], [33], learning from a few examples in the context without updating the parameters. Despite the powerful performance of LLMs, they are sensitive to the context, influencing the model’s behavior significantly [34], [35]. In addition, given that modern software systems can produce several petabytes per day [36], [37], directly employing LLMs for log analysis is impractical due to the significant overhead of querying LLMs, such as inference time and network latency [29], [38]. Hence, we argue that the smaller PLM is more practical in log analysis scenarios [23]–[25].

Unfortunately, the smaller PLM encounters a bottleneck in log understanding due to the inadequacy of expert knowledge. Logs inherently employ concise and highly specialized terminology, the smaller PLM struggles to understand valuable information from logs like experts [22]. This issue can be attributed to two main factors: lack of rich sources for knowl-

¹We use LLM to specifically refer to the large language models over 10B parameters that utilize the ICL paradigm without fine-tuning the parameters.

edge acquisition (e.g. almost unable to find relevant documents for logs coming from Loghub [39]) and small-scale models struggle to capture knowledge [40], [41]. Fortunately, LLMs with extensive knowledge can understand logs comprehensively, attributing to training on massive textual data related to code [42] and logging [43], [44]. For example, as depicted in Fig. 1, ChatGPT can better assist in understanding the Mac log. Consequently, LLMs such as Chatgpt can compensate for the lack of knowledge of the smaller PLM.

To more effectively harness the knowledge embedded within LLMs for log understanding, we argue that expert knowledge can be elicited from LLMs and subsequently utilized to empower the smaller PLM, making the smaller model understand logs like experts. However, there are two main challenges in enhancing log understanding with expert knowledge from LLMs. (1) **Effective Knowledge Acquisition:** Although LLMs have shown remarkable capabilities in various tasks, LLMs still have difficulty in acquiring complete and accurate knowledge due to hallucination [45], [46]. Therefore, designing effective strategies to make LLM generate reasonable expert knowledge is a challenge. (2) **Knowledge Enhancement:** Since logs and expert knowledge obtained from LLM are heterogeneous data, the smaller PLM cannot directly utilize the knowledge to empower its capabilities. Incorporating external knowledge and perceiving useful information from them to improve log understanding is another challenge.

To overcome the challenges mentioned above, we propose a novel knowledge enhancement framework to empower log understanding on a smaller PLM, called **LUK**. Rather than utilizing LLMs to solve specific tasks directly, LUK first acquires expert knowledge from LLMs, then enhances the log pre-training with the corresponding expert knowledge, and finally the knowledge-enhanced PLM for logs can be fine-tuned to solve downstream log analysis tasks.

Specifically, to solve the first issue, we design a multi-expert collaboration framework to acquire domain knowledge from LLMs. Motivated by the waterfall model [47] in software engineering, we build a professional team consisting of *Director*, *Executor*, and *Evaluator*, and define the identity and responsibility of the roles through prompt, enabling LLMs to think and handle tasks just like role play. Then the team cooperates and interacts to construct expert knowledge. To solve the second issue, we propose two novel pre-training tasks with knowledge enhancement to incorporate and perceive knowledge into the pre-trained model: word-level token prediction and sentence-level semantic alignment.

To evaluate the effectiveness of LUK, we conduct experiments on the software system and network device logs, including six log analysis downstream tasks. The experiment results show that LUK can harness knowledge from LLMs more effectively to improve log understanding and achieve state-of-the-art results on different log analysis tasks. In addition, LUK exhibits remarkable generalization and robustness in log analysis, with notable advantages in low-resource scenarios.

Our main contributions can be summarized as follows:

- We propose a novel knowledge enhancement framework dubbed LUK, which leverages expert knowledge from LLMs to empower log understanding on a smaller PLM.

To the best of our knowledge, we are the first to elicit expert knowledge of logs from LLMs to empower log understanding, offering a new perspective on log analysis.

- We design a multi-expert collaboration framework to acquire expert knowledge from LLMs automatically. Moreover, we propose two novel pre-training tasks to enhance the log pre-training on a smaller PLM with knowledge, which requires less computation costs to predict than solving specific tasks with LLM directly.
- LUK achieves state-of-the-art results on different log understanding tasks proving the effectiveness of acquiring knowledge from LLMs to empower log understanding. Moreover, LUK demonstrates significant generalization and robustness in log analysis, particularly showcasing distinct advantages in low-resource scenarios.

II. RELATED WORK AND MOTIVATION

A. Pre-training on Language Models

Pre-training is the key to the success of the PLMs and LLMs, where a language model is first trained on the extensive corpus with effective pre-training tasks to capture general knowledge and then be adapted to solve different downstream tasks [48], [49]. The emergence of BERT [31] heralds the success of the *pre-train & fine-tune* paradigm in natural language. Such language models improve the model's ability on a specific task by fine-tuning using task-specific objective functions after pre-training. As the corpus and parameter scale grows, the capability of the language model is enhanced, and *In-Context Learning* paradigm [32] is proposed due to the expensive cost of fine-tuning whole models. Many studies [50]–[52] have demonstrated that pre-training on domain corpus and fine-tuning with supervised data can improve performance on a specific task, even outperforming LLMs [53], [54]. In the field of log analysis, many studies including pre-training on log corpus [20], [21] and fine-tuning on log analysis tasks [24], [25] have demonstrated the effectiveness of the pre-trained model for log analysis.

However, training solely on general or log corpus struggles to further improve log understanding due to the lack of expert knowledge. KnowLog [22] firstly proposes to enhance log understanding by integrating domain knowledge during the pre-training phase. Nevertheless, the usage scenarios of KnowLog are limited as it heavily relies on documentation created by human experts to acquire knowledge. In contrast, this work addresses more generalized log analysis scenarios where logs are available without accompanying expert knowledge.

B. Large Language Model

As a significant advancement in artificial intelligence, large language models (LLMs) with training on diverse corpus can generate human-like text and answer questions with high accuracy [55]. In particular, the recent emergence of ChatGPT and GPT-4, which hold huge model scales and align with human feedback, brings a new opportunity to aid software engineering tasks [23], [56]–[58]. LLMs can learn from the prompt context without training the model, which is called In-context Learning (ICL) [59]. In addition, scaling up the

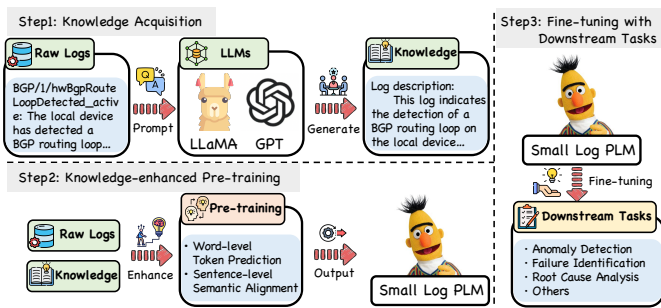


Fig. 2. Conceptual overview of LUK.

model size of LLMs has been demonstrated to enhance its capacity for knowledge encoding and reasoning significantly [40], [60]. Due to the outstanding abilities of LLMs, many recent studies [26]–[30] utilize the ICL paradigm of LLMs for log analysis without fine-tuning the model and make tremendous achievements in log analysis tasks.

However, the computational costs associated with making predictions using LLMs remain challenging in real-world application scenarios. For example, the GPT-3 model with 175 billion parameters requires 326GB of GPU memory to deploy [61]. In addition, the results generated by LLM may be unreliable due to the inherent hallucination problem. Rather than directly utilizing LLMs for specific log analysis tasks, we argue that the smaller PLM can make predictions better in log analysis tasks given sufficient expert knowledge. In this paper, we guide LLMs as domain experts with prompts and explore how to effectively acquire and utilize expert knowledge from LLMs to empower log understanding.

III. METHOD

A. Overview

Fig. 2 shows the conceptual overview of LUK, which consists of three phases: knowledge acquisition, knowledge-enhanced pre-training, and fine-tuning with downstream tasks. Specifically, in the first stage, we collect various logs as input, and then we design a multi-expert collaboration framework based on LLMs to acquire expert knowledge of logs. In the second stage, we take the raw logs and the corresponding expert knowledge as input. To effectively leverage expert knowledge to empower log understanding on a smaller model, we enhance the log pre-training with knowledge based on BERT-base and propose two pre-training tasks on word level and sentence level. Finally, a specific PLM for logs is obtained, which can be fine-tuned on downstream tasks to solve log analysis tasks. In the following sections, we describe the details of LUK.

B. Multi-Expert Collaboration Framework

Hallucination is an inherent flaw of LLMs, which may lead to incomplete or incorrect results and challenge constructing expert knowledge. Motivated by *cognitive synergy* [62] and *teamwork theory* [63], humans can leverage the power of collaboration and interaction to solve complex problems. As shown in Fig. 3, we design a multi-expert collaboration (MEC)

framework, where we assign LLMs to different roles, and these roles collaborate to generate relevant expert knowledge.

1) *Role Design*: Based on the classical waterfall model [47] in software engineering, we design a similar waterfall model to analyze logs consisting of three stages: analysis, execution, and evaluation. Thus, we build a professional team based on LLMs and define clear goals for each role, comprising a *Director*, *Executor* and *Evaluator*. Specifically, we pre-define a role card for each role in the prompt to meet specific goals, which contains: character identity, task objective, requirement and query. By role-playing, we can effectively contextualize the usage of LLMs in log analysis, allowing us to tap into their expertise. These three different roles are assigned the following tasks:

- **Director.** The goal of the *Director* is to develop a high-level framework and focus on guiding the *Executor* in understanding logs by outlining the key points of the log.
- **Executor.** As the central role of this team, the *Executor* receives key points or feedback from the *Director* or *Evaluator*. Thus, the *Executor* undertakes two tasks: 1) Generate the detailed content, adhering to the key points provided by the *Director*. 2) Revise or polish the content, considering the feedback provided by the *Evaluator*.
- **Evaluator.** The *Evaluator* evaluates whether the content generated by the *Executor* satisfies the requirements. We define three evaluation requirements for the *Evaluator*: 1) Completeness, avoiding content missing. 2) Consistency, avoiding deviation from key points. 3) Conciseness, avoiding irrelevant content.

2) *Collaboration*: After assigning roles to LLMs, different roles start working to collaborate and interact according to the requirements in the prompt. First, the *Director* analyzes the input log and plans the key points for understanding the logs. Subsequently, the *director* provides these insights to the *executor*. And then, the *Executor* generates detailed content based on key points. The detailed content will be given to the *Evaluator* for evaluation. Finally, the *Evaluator* evaluates the output of the *Executor*. The detailed content will be directly output as expert knowledge if it meets the evaluation requirements. Otherwise, the feedback will be given to the *Executor*, who will refine or improve the content according to the feedback. The pseudocode of the multi-expert collaboration framework is outlined in Algorithm 1.

This collaboration framework offers two key advantages. Firstly, the introduction of multiple roles enables a multi-perspective analysis of the input log, thereby mitigating the one-sidedness and bias inherent in a single model's response. Secondly, the feedback mechanism enables the correction of model errors, thereby enhancing the accuracy of the acquired knowledge.

C. Pre-Training with Knowledge Enhancement

The overall pre-training framework is shown in Fig. 4, the input of the pre-training framework is a batch of pairs consisting of logs and the corresponding expert knowledge, then these pairs are fed into two encoders to obtain log representations and knowledge representations through two

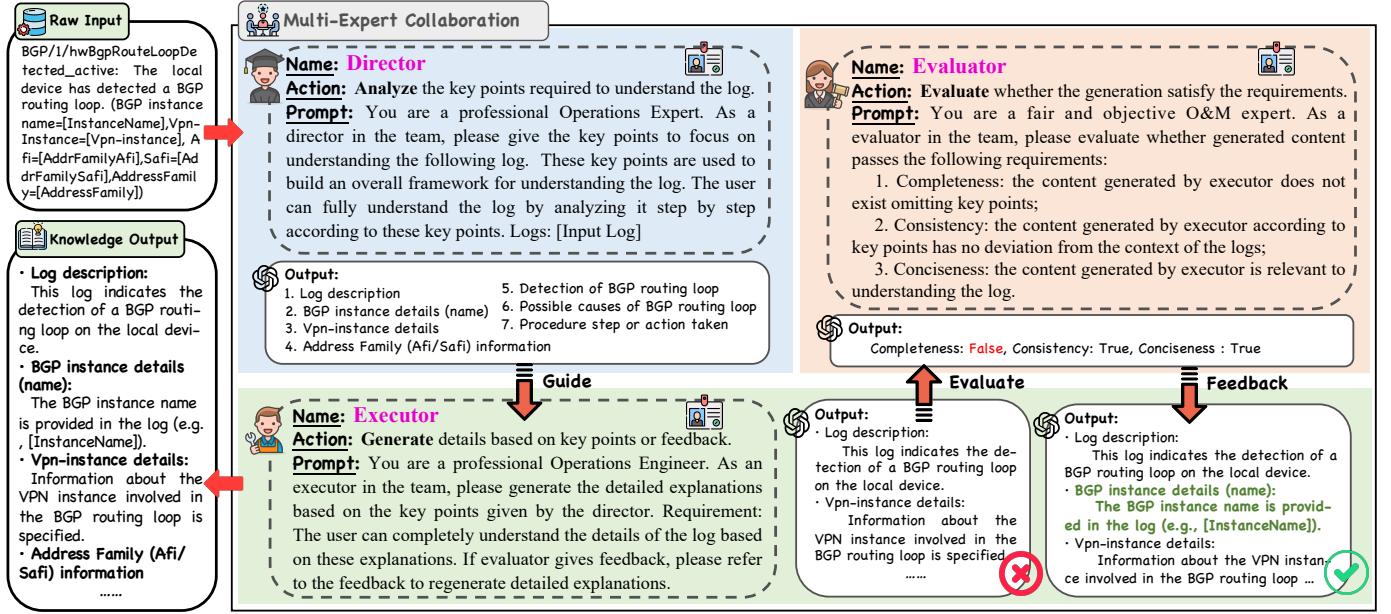


Fig. 3. Framework of multi-expert collaboration.

Algorithm 1 Pseudocode of multi-expert collaboration.

Require: Raw log log , LLM \mathcal{M}
Ensure: Output Knowledge k

Initial Roles
 $DIRECTOR = Init_Role(Prompt_{Director}, \mathcal{M})$
 $EXECUTOR = Init_Role(Prompt_{Executor}, \mathcal{M})$
 $EVALUATOR = Init_Role(Prompt_{Evaluator}, \mathcal{M})$

Collaboration
 $keypoint = DIRECTOR(log)$
 $content = EXECUTOR(log, keypoint)$
 $feedback = EVALUATOR(log, keypoint, content)$
if $feedback$ not PASS **then**
 $new_content = EXECUTOR(content, feedback)$
 $k = new_content$
else
 $k = content$
end if
return k

encoders respectively. We use BERT based on the Transformer [64] encoder structure as the backbone, which benefits from its relatively small number of parameters (110M) and excellent natural language understanding abilities. Finally, we introduce two novel pre-training tasks: (1) token prediction and (2) semantic alignment, to incorporate background knowledge for improving log understanding.

1) *Word-Level Token Prediction:* Logs contain many domain terminologies, to sufficiently understand these domain terminologies, we propose a token prediction pre-training task (TP). Unlike existing word-level tasks of traditional PLMs only utilizing local context to predict tokens, our proposed word-level task requires models to aggregate context and knowledge for predicting tokens, leading to a knowledgeable pre-trained model.

Specifically, given a log l and background knowledge k

generated from the LLM, we get the corresponding input token sequence $ls = \{l_0, l_1, \dots, l_n\}$, $ks = \{k_0, k_1, \dots, k_m\}$ after tokenization. The token prediction task randomly masks a certain percentage (15% in our experiments) of the log tokens l_i with a special $[MASK]$ token, and then tries to recover them by perceiving external knowledge. To perceive knowledge, we design a knowledge perception module (KPM). The process of this module can be described in three steps:

Firstly, log encoder and knowledge encoder encode ls and ks , respectively, and get the corresponding token representations $l = \{l_0, l_1, \dots, l_n\}$ and $k = \{k_0, k_1, \dots, k_m\}$. Secondly, since not all tokens in knowledge contribute equally to the masked token prediction and to measure the importance of each token in knowledge for the token semantic, KPM calculates the semantic similarity between masked token l_i and knowledge k , each token in knowledge is assigned a weight to represent its importance:

$$Q = W_Q l_i, K = W_K k, V = W_V k, \quad (1)$$

$$\alpha = softmax\left(\frac{QK^T}{\sqrt{d_k}}\right), k' = \alpha V, \quad (2)$$

where W_Q , W_K and W_V are learnable parameter matrices, d_k is the dimension of representation and α refers to the attention distribution. Thirdly, we concatenate the vector l_i of the masked token with k' and use $[l_i; k']$ to predict the original token:

$$\hat{y}_i = softmax(W_f [l_i; k']), \quad (3)$$

where W_f is the weight parameter. At last, the TP objective is to predict the original tokens which are masked out, formulated as follows:

$$\mathcal{L}_{TP}(\theta) = -\log p(l_i | ls \setminus \{l_i\}), \quad (4)$$

where $ls \setminus \{l_i\}$ denotes the log tokens sequence ls with token l_i being masked.

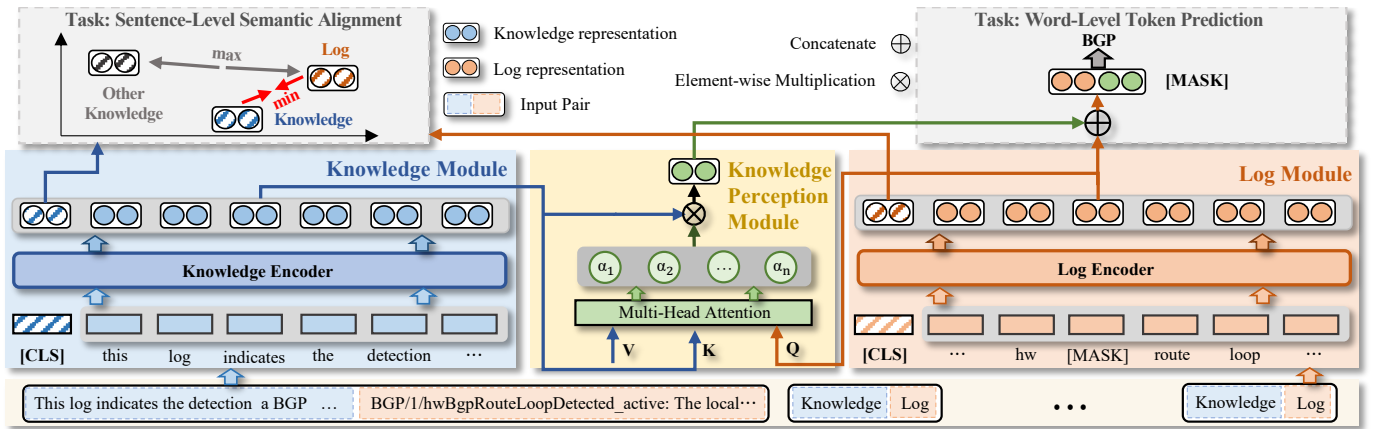


Fig. 4. The overview of LUK pre-training framework. LUK includes two novel pre-training objectives on word level and sentence level. The word-level object is designed from the perspective of domain token understanding, while the sentence-level objective is designed from overall semantic alignment.

2) *Sentence-Level Semantic Alignment*: Since logs do not conform to the grammatical structure of human language and are always concise, it is difficult to sufficiently capture the semantics of logs. To enrich the semantic context of logs and improve the robustness of log representations, we propose a semantic alignment pre-training task (SA) that aligns the semantic representations of logs with the background knowledge in the semantic space by contrastive learning.

Specifically, we first construct positive and negative examples from a batch $T = \{(l, k)\}$ of input pairs with size N . (l^a, k^a) is the a -th pair in the batch. We obtain logs l and knowledge k from the same input pairs $\{(l^a, k^b)_{a=b}\}$ as positive examples and different input pairs $\{(l^a, k^b)_{a \neq b}\}$ as negative examples. Then we use l^a, k^a to indicate the representations of the log and the knowledge, here the hidden state of the special symbol $[CLS]$ as the sentence representation. To pull closer positive samples and push away negative samples, the training objective of SA is defined as follows:

$$f(l^a, k^b) = \exp\left(\frac{(l^a)^\top k^b}{\|l^a\| \cdot \|k^b\|} / \tau\right), \quad (5)$$

$$\mathcal{L}_{SA}(\theta) = \frac{1}{N} \sum_{a=1}^N -\log \frac{f(l^a, k^a)}{f(l^a, k^a) + \sum_{b=1}^{N-1} f(l^a, k^b)}, \quad (6)$$

where τ is the temperature hyper-parameter, which is set to 0.05 empirically in our experiments.

At last, we sum the TP loss and the SA loss, and obtain the overall training objective:

$$\min_{\theta} \mathcal{L}_{TP}(\theta) + \mathcal{L}_{SA}(\theta) \quad (7)$$

D. Fine-Tuning with Downstream Tasks

After pre-training, we fine-tune the log encoder on different downstream tasks. We group all downstream tasks into two categories based on the input type: log-single tasks and log-pair tasks. We use the final hidden state of the first token (the $[CLS]$ token) as the sentence representation. For log-single tasks, we input the output of the language model l_{CLS} into a multi-layer perceptron network function f_H and

obtain the prediction as $f_H(l_{CLS})$. For log-pair tasks, we follow sentence-bert [65] and use the language model to encode two separate sentences u, v , then input u_{CLS}, v_{CLS} and element-wise difference $|u_{CLS} - v_{CLS}|$ into a multi-layer perceptron network function f_H and obtain the prediction as $f_H(|u_{CLS}; v_{CLS}; |u_{CLS} - v_{CLS}||)$.

IV. EXPERIMENTS

A. Data preparation

In this paper, we collect logs from software systems and network devices to construct expert knowledge and the log pre-trained model. Specifically, we collect software system logs from Loghub [39], including operating system logs composed of Windows and BGL, as well as distributed system logs composed of HDFS and OpenStack. Given that these datasets contain a significant proportion of duplicated logs, we employ widely used Drain [66] to parse these logs and achieve log templates. Subsequently, we only sample one instance log as input that corresponds to each unique template. In addition, we also collect network device logs from the public documentation of two vendors, Cisco² and Huawei³, including three devices: Switches, Routers, and WLAN. The detailed statistics are shown in Table I.

TABLE I
STATISTICS OF THE DATASET USED FOR KNOWLEDGE GENERATION AND PRE-TRAINING.

Datasets	Category	# of log templates
Software System	Distributed System	2,292
	Operating System	11,947
Network Device	Cisco	16,591
	Huawei	12,399
Total		43,229

²<https://www.cisco.com/c/en/us/support/all-products.html>

³<https://support.huawei.com/enterprise/en/index.html>

TABLE II
STATISTICS OF DOWNSTREAM TASKS DATASETS ON SOFTWARE SYSTEM
(TRAINING/VALIDATION/TESTING SIZE).

Tasks	Dataset	#Size
Anomaly Detection	BGL	30K/10K/10K
	ThunderBird*	30K/10K/10K
	Spirit*	30K/10K/10K
Failure Identification	Openstack	236/80/80

* indicates logs not involved in the pre-training.

TABLE III
STATISTICS OF DOWNSTREAM TASKS DATASETS ON NETWORK DEVICE
(TRAINING/VALIDATION/TESTING SIZE).

Tasks	Switches	Routers	Security*
Module Classification	Cisco 13,495/4,498/4,498	7,265/2,422/2,421	-
	Huawei 3,439/1,146/1,146	2,539/846/845	-
	H3C* 1,241/413/413	1,336/445/444	-
Fault Phenomenon Identification	Huawei 362/120/120	-	-
Log and Description Semantic Matching	Cisco 49,954/16,651/16,651	26,975/8,992/8,991	1,894/631/631
	Huawei 7,702/2,567/2,567	5,977/1,992/1,991	4,485/1,495/1,494
	H3C* 2,606/868/868	2,837/946/945	2,223/741/740
Log and Possible Cause Ranking	Huawei 3,851/1,283/1,283	3,097/1,032/1,032	2,361/787/787

* indicates logs not involved in the pre-training.

B. Parameters Setting

- As for expert knowledge acquisition, we explore different large language models for experiments, including *gpt-3.5-turbo* (ChatGPT) and *Llama-2-13b-chat-hf* [67]. To increase the stability of LLM’s output, we set the temperature of LLMs to 0.
- For pre-training, we use *bert-base-uncased* with 110M parameters in our experiments. During pre-training, we set the batch size as 32, epochs as 50 and the maximum length of the input text as 512. Moreover, the optimizer we adopt is Adam with a learning rate of $5e-5$, a weight decay of 0.01, learning rate warmup for 2,000 steps and linear decay of the learning rate after.
- For fine-tuning, we adopt the cross-entropy loss as the loss function in downstream tasks and we set epoch to 20 and 10 on log-single and log-pair tasks, respectively.
- We conduct all the experiments on 4 NVIDIA RTX 3090 GPUs with PyTorch 1.10.1.

C. Downstream tasks

To explore the performance of LUK on different log analysis domains, we conduct experiments on different downstream tasks, including software system and network device logs.

Firstly, following existing studies in software system logs [39], [68], we evaluate LUK on two widely researched log analysis tasks to validate the representativeness of our approach: anomaly detection and failure identification.

Secondly, we conduct experiments on network device logs to investigate the model’s generalization ability. This domain poses additional challenges due to the presence of various vendors and highly specialized logs. Due to the lack of public

tasks on network device logs, we construct four different downstream tasks referring to [22]. These tasks are commonly encountered by engineers and require substantial domain knowledge for effective solutions.

Moreover, apart from logs involved in pre-training, to verify the generalization capability of LUK, we also collect data beyond the pre-training data for evaluation. In Table II - III we provide statistics for different tasks of their datasets. Next, we give an introduction to each task and its evaluation metrics.

1) Downstream Tasks of Software System Logs:

- Anomaly Detection (AD).** Anomaly detection is a widely researched log analysis task to predict whether anomalies exist within a short period of log messages, where the input is a log sequence and the output is True or False. Following Biglog [21], we concatenate each log in the sequence and then input them to the encoder to obtain the representation of the sequence.

Dataset and Metric. Following previous anomaly detection studies [12], [69], we collect datasets from Loghub [39]. To measure the effectiveness of different models in anomaly detection, we report *Precision*, *Recall*, and *F1* on the True (anomaly) class as evaluation metrics.

- Failure Identification (FI).** Failure identification aims to further discern the type of failure present in the anomaly log. Given the log messages, the model is required to determine what error emerges.

Dataset and Metric. This dataset comes from [18], which is an OpenStack dataset including 396 failure tests and 16 kinds of API errors, such as “network delete error”, “openstack network create error”. Usually, engineers are interested in whether top-K recommended results contain the correct error, hence, we report the *Recall@K* rate as the evaluation metric.

2) *Downstream Tasks of Network Device Logs:* To intuitively understand these tasks, we give examples of each task in Table IV - V.

- Module Classification (MC).** MC is a log-single task aiming at identifying which module the log originates from, which input is a log with the masked module name and the output is the corresponding module name.

Dataset and Metric. We collect the log from Table III and replace the module name with *[MASK]* as input, the module name in the log as ground truth. Obviously, this is a multi-classification task and the model needs to understand the contextual information of the logs to accurately identify their source. As an unbalanced multi-class classification task and considering the importance of different classes, we report *Accuracy* and *Weighted F1* as evaluation metrics.

- Fault Phenomenon Identification (FPI).** FPI is also a log-single task to identify the fault category to which the log belongs. Different from the previous failure identification task, FPI is a multi-label classification task due to a log may appear in more than one fault category.

Dataset and Metric. We collect 602 Huawei switches logs covering 43 fault categories from real-world as the dataset, these logs are annotated by experts. Unlike the

TABLE IV
EXAMPLES OF MODULE CLASSIFICATION (MC) AND FAULT PHENOMENON IDENTIFICATION (FPI).

Tasks	Example	
MC	Input	[MASK]/6/NOTIFY_RECV: The router received a NOTIFICATION from the peer. (Peer=[peer-address], SourceInterface=[SourceInterface], ErrorCode=[error-code], SubErrorCode=[sub-error-code], NotifyInfo=[notify-info], VpnInstance=[VpnInstance], ErrorData=[error-data])
	Output	BGP
FPI	Input	[MASK]-3-DUPLICATE_IFINDEX:%s has %d duplicate ifIndices.
	Output	SNMP
FPI	Input	OSPF/4/CONFLICT_ROUTERID_INTF: OSPF router ID conflict is detected on the interface.(ProcessId=1, RouterId=10.26.09.101, AreaId=0.0.0.0, InterfaceName=10GE1/0/11, IpAddr=10.26.10.1, PacketSrcIp=10.26.10.2)
	Output	Router_id_conflict
FPI	Input	IFNET/2/linkDown_activ: The interface status changes. (ifName=10GE1/0/11, AdminStatus=DOWN, OperStatus=DOWN, Reason=The interface is shut down, mainIfname=10GE1/0/11)
	Output	Trunk_link_down & Physical_link_down

TABLE V
EXAMPLES OF LOG AND DESCRIPTION SEMANTIC MATCHING (LDSM) AND LOG AND POSSIBLE CAUSE RANKING (LPCR).

Tasks	Example	
LDSM	Input	[ARP/4/ARP_VLAN_SPEED_LMT: The VLAN's ARP packet speed exceeded the configured speed limit value. (SuppressValue=[SpeedLmtValue], Vlan=[VlanId]) , The transmit rate of ARP packets in a VLAN exceeded the configured rate limit in the VLAN.]
	Output	True
LDSM	Input	[(ARP/4/ARP_VLAN_SPEED_LMT: The VLAN's ARP packet speed exceeded the configured speed limit value. (SuppressValue=[SpeedLmtValue], Vlan=[VlanId]) , A received ARP packet was not an ARP reply packet in response to the ARP request packet sent by the device.]
	Output	False
LPCR	Input	BGP/3/FSM_UNEXPECT: FSM received an unexpected event. (FSM=[fsm-name], PreState=[prev-state], CurrState=[curr-state], InputEvent=[input])
	Output	It is caused by an internal error of the system.
LPCR	Input	BGP/2/hwBgpPeerSessionExceed_clear: The number of BGP peer sessions decreased below the maximum number. (MaximumNumber=[MaximumNumber], CurrentNumber=[CurrentNumber])
	Output	The number of BGP peer sessions fell below the upper limit.

multi-class classification task, we report *Average Accuracy* of all samples [70] as the evaluation metric, where the accuracy for each sample is the number of correctly predicted labels.

- **Log and Description Semantic Matching (LDSM).**

LDSM is a log-pair task aimed at determining whether the semantics of a given log align with the corresponding natural language description, where the input is a log and description pair, and the output is True or False.

Dataset and Metric. We collect descriptions of logs from the documentation, then we build (log, description) pair as ground truth and randomly select one other description for each log as a negative sample. This task requires the model to accurately understand the semantics of the logs and descriptions. As a binary classification task, both positive and negative cases require attention, we report the *Accuracy* and *Weighed F1* as evaluation metrics.

- **Log and Possible Cause Ranking (LPCR).**

LPCR is a log-pair ranking task to find the most probable answer from a list of possible causes for a given log, where the input is a log as a query and an answer candidate set and the output is the ranking result.

Dataset and Metric. We collect logs and the corresponding possible causes from the Huawei public documentation and build (log, possible cause) pairs as ground truth. Then we randomly select 15 possible causes of

other logs the ground truth as a candidate set. This task necessitates that the model understands the background information of the log to accurately identify its potential causes. As a typical ranking task, following [49], we report *Precision@K* and *Mean Reciprocal Rank (MRR)* as evaluation metrics, where MRR is a statistic measure for evaluating search algorithms.

D. Baselines

We categorize baselines for log understanding into three groups according to technology type: traditional deep-learning methods, pre-trained language models and large language models. For each type, we choose two open-source and superior performance methods as baselines. In addition, to ensure a fair comparison, apart from LLMs, we re-produce all baselines from their repositories, and the parameters of baseline models are according to their original settings. Considering that ICL suffers from unstable results due to example selection [33], [34] and well-designed in-context is not the focus of this paper, to compare with the stable result, we utilize the zero-shot capability of LLMs for log analysis.

- **BiLSTM [71].** BiLSTM is a deep model in log analysis, which converts each log message into a vector by word embedding model and then the vector input to an attention-based BiLSTM model.

TABLE VI
THE PROMPTS OF CHATGPT AND LLAMA2 USED FOR EACH TASK.

Tasks	Prompt Template
Anomaly Detection	You are a professional Operations Engineer, determine whether an anomaly exists in the given log sequence, and output True if it exists and False if it does not. Input log sequence: {}
Failure Identification	You are a professional Operations Engineer, identify the 3 most possible causes of the given log from the following 16 error causes. Requirement: the most possible error causes are ranked first. The error causes and their corresponding numbers are as follows:['openstack server add volume': 0, 'cinder list': 1, 'openstack volume list': 2, 'openstack volume create': 3, 'openstack network set': 4, 'openstack network create': 5, 'openstack floating ip create': 6, 'openstack subnet create': 7, 'openstack router add subnet': 8, 'openstack network delete': 9, 'openstack security group create': 10, 'openstack domain create': 11, 'openstack server create': 12, 'openstack server reboot': 13, 'nova list': 14, 'openstack keypair create': 15] Directly outputs the sorted result of the number corresponding to the error cause of the given log, e.g., 3, 10, 6. Input Log: {}
Module Classification	You are a professional Operations Engineer, Please determine which module the log comes from. Requirement: choose one answer to output from all the modules. All modules:[] Input Logs: {}
Log and Description Semantic Matching	You are a professional Operations Engineer, Please determine whether the given log and the description semantics match, output True if they match, output False if they don't. Input Log:{}, Description: {}
Log and Possible Cause Ranking	You are a professional Operations Engineer, Please determine the possible causes of the given log. Requirement: Score each of the possible causes out of 100. Input Log: {}, Possible Causes: []

- **CNN [72]**. CNN is also a common deep model for analyzing logs inspired by its benefits in NLP analysis.
- **BERT [24], [69]**. As a pre-trained model for NL, BERT-based model can represent logs well due to its excellent semantic representation. For fairness, as the same as LUK, we also fine-tune it on downstream tasks.
- **Biglog [21]**. As a pre-trained model specifically designed for logs, Biglog excels in capturing essential features due to its extensive training on a log corpus. Without incorporating knowledge, Biglog is the state-of-the-art log pre-trained model in log understanding. For fairness, we reproduce the model on our logs corpus and also fine-tune it in downstream tasks.
- **ChatGPT**. ChatGPT has demonstrated amazing application potential in multiple domains with its excellent natural conversation capabilities and extensive knowledge base. We call the OpenAI's API interface to analyze logs. The prompts used for each task are given in Table VI
- **Llama2 [67]**. As an open-source LLM, Llama2 offers significant advancements in conversation capabilities. We deploy a Llama-2-13b-chat-hf in our environments to analyze logs. Llama2 uses the same prompt as ChatGPT.

In addition, since **Chain-of-Thought (COT)** prompting [60] is verified to improve the performance of LLMs significantly. To verify the effectiveness of multi-expert collaboration, we acquire knowledge with COT and then train the model with the same pre-training tasks for comparison. The specific prompt is: *You are an engineer in the maintenance and operation domain, Please help me understand this log, including parameters, description, possible causes and resolution procedures. Let's think step by step.*

E. Evaluation

We evaluate LUK by answering the following research questions (RQs):

- **RQ1: How effective is LUK compared with the current mainstream methods on downstream tasks?**

TABLE VII
RESULTS ON AD AND FI (SOFTWARE SYSTEM LOGS).

Methods	AD (Precision / Recall / F1) BGL	FI (Recall@1 / 2 / 3) OpenStack
CNN	99.95 / 96.06 / 97.97	83.75 / 86.25 / 90.00
BiLSTM	99.95 / 97.25 / 98.58	87.50 / 92.50 / 96.25
BERT	99.70 / 98.48 / 99.09	87.50 / 92.50 / 98.75
Biglog	99.87 / 99.63 / 99.75	90.00 / 95.00 / 98.75
Llama2-13B	46.51 / 99.58 / 63.41	25.00 / 55.00 / 77.50
ChatGPT	42.68 / 97.41 / 59.35	42.50 / 61.25 / 80.00
LUK (COT-ChatGPT)	99.95 / 99.87 / 99.91	91.25 / 95.00 / 98.75
LUK (MEC-Llama2)	99.95 / 99.91 / 99.93	91.25 / 96.25 / 98.75
LUK (MEC-ChatGPT)	99.95 / 99.91 / 99.93	92.50 / 95.00 / 98.75

In this RQ, we conduct a comprehensive evaluation of LUK in comparison to other state-of-the-art baselines on software systems and network device logs.

The experiment results are shown in Table VII and VIII, it is clear that LUK outperforms all baselines. In particular, on the Failure Identification task of software system logs, compared to the best results (Biglog) of baselines, LUK improves on Recall@1 by 2.5%. And on the Log and Possible Cause Ranking task of network device logs, LUK improves on Precision@1 by 4.44%. This demonstrates the superior performance of LUK for log understanding. Further, (1) traditional DL models exhibit relatively poor performance, primarily attributed to their limited capacity to capture the semantics of logs. (2) When compared to BERT and Biglog, we find that pre-training on a large corpus improves the semantic understanding capabilities of PLMs. However, a more in-depth analysis reveals that logs contain numerous domain terminologies and are concise, the absence of domain knowledge hinders these models' ability to make further advancements. (3) In comparison to LLMs, our results show that ChatGPT and Llama2 perform weaker than other fine-tuning models. This can be attributed to the existence of a domain gap, rendering LLMs ineffective for analyzing specific tasks directly and limiting their capacity to fully leverage the knowledge they carry. Furthermore, our

TABLE VIII
RESULTS ON MC, LDSM AND LPCR (NETWORK DEVICE LOGS). NOTES: * INDICATES ONLY REPORTING ACCURACY.

Methods	MC (Accuracy / Weighted F1)				LDSM (Accuracy / Weighted F1)				LPCR (Precision@1 / 3 / MRR)	
	Cisco		Huawei		Cisco		Huawei		Huawei	
	Switches	Routers	Switches	Routers	Switches	Routers	Switches	Routers	Switches	Routers
CNN	56.89/56.85	57.46/54.92	74.52/73.95	72.78/72.23	84.04/84.04	80.99/80.99	86.05/86.05	82.37/82.30	54.30/77.26/67.99	53.45/75.77/67.35
BiLSTM	55.74/55.63	57.17/56.76	76.52/75.49	73.96/73.30	89.45/89.44	85.42/85.41	87.85/87.85	84.43/84.40	59.27/78.04/71.22	51.45/69.56/63.76
BERT	62.67/61.38	62.72/62.60	82.37/81.20	81.18/79.20	93.06/93.06	90.01/90.00	93.18/93.18	90.06/90.05	76.18/91.54/84.70	72.57/91.59/82.61
Biglog	62.69/62.76	63.15/61.17	83.24/83.25	82.36/81.19	93.32/93.32	91.46/91.46	94.19/94.19	93.62/93.61	83.33/94.02/89.38	82.98/95.59/89.49
Llama2-13B	22.39*	20.49*	33.59*	32.42*	59.75/58.35	59.44/58.47	65.64/63.14	64.33/61.81	61.13/67.33/65.34	60.06/66.86/64.50
ChatGPT	26.27*	25.66*	40.57*	41.42*	69.58/66.70	71.48/69.14	69.06/65.92	65.04/60.37	53.45/70.36/65.09	51.85/69.26/63.53
LUK (COT-ChatGPT)	63.49/63.72	64.51/63.33	83.42/82.70	83.19/82.34	94.93/94.92	93.11/93.11	96.33/96.33	95.73/95.73	85.18/95.03/90.55	84.58/95.99/90.64
LUK (MEC-Llama2)	63.53/63.12	64.84/63.64	83.42/82.84	82.95/81.72	95.29/95.29	92.60/92.60	96.06/96.06	95.83/95.83	86.50/95.59/91.42	84.58/96.39/90.70
LUK (MEC-ChatGPT)	64.02/63.77	64.31/63.69	84.38/84.17	83.55/82.41	95.36/95.36	93.46/93.46	96.64/96.64	95.83/95.83	87.77/95.57/92.18	86.28/96.69/91.56

findings suggest that ChatGPT-enhanced LUK outperforms Llama-enhanced on most datasets, indicating that stronger models are more effective in enhancing smaller PLM. (4) Comparing MEC with COT, MEC demonstrates superior performance. This can be attributed to the collaborative nature of MEC, where multiple experts work together to acquire more accurate knowledge from LLMs and mitigate the impact of hallucinations. Furthermore, it also demonstrates that the MEC framework generates more complete and accurate knowledge through multi-role analysis and the feedback mechanism.

In conclusion, LUK performs log analysis tasks effectively and surpasses other baseline across all datasets. In addition, LUK’s effectiveness highlights the potential of augmenting smaller pre-trained models with expert knowledge from LLMs, enabling more efficient utilization of the knowledge embedded within LLMs and providing a new perspective on log analysis.

• **RQ2: How effective is LUK in generalization ability?**

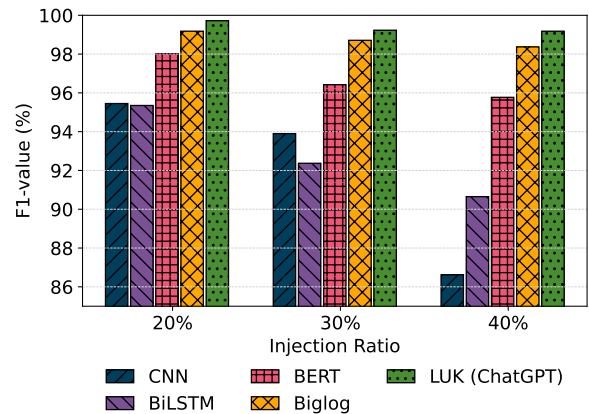
As the system evolves, many previously unseen logs will be collected [71]. In this RQ, to verify the generalization of LUK, we conduct experiments on downstream tasks beyond the pre-training logs.

The experimental results are shown in Table IX, it can be found that LUK still has superior performance on the pre-training unseen logs, especially on the task of Log and Possible Cause Ranking, LUK improves 7.5% on Precision@1 compared to Biglog. From the observations, it can be inferred that the expert knowledge generated by LLMs plays a crucial role in enabling the smaller PLM to acquire a deep understanding of logging principles and mechanisms. This capability ensures that the PLM will not be overfitted on specific logs during training. In contrast, other fine-tuned models fail to capture essential information when confronted with new logs, thus hindering their ability to analyze logs effectively.

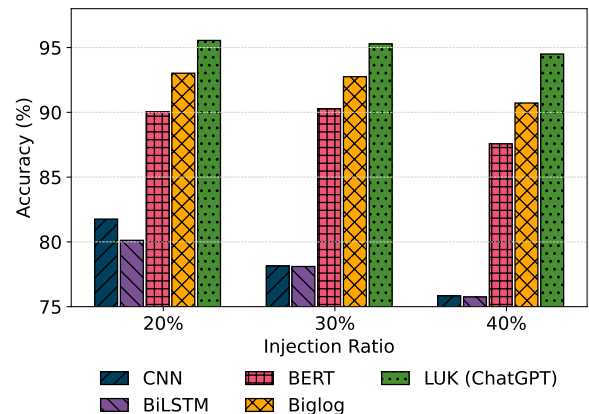
We can conclude that LUK demonstrates superior generalization capabilities in understanding previously unseen logs. Expert knowledge from LLMs enables the smaller PLM to effectively capture and utilize critical information from logs, thereby preventing overfitting and enhancing its performance in log analysis tasks.

• **RQ3: How effective is LUK on unstable log data?**

In real-world systems logs are *unstable*, meaning that new but similar logs often appear, this is caused by the fact that developers may frequently modify the logging statements in source code. According to the investigation [73], around 20% - 45%



(a) Anomaly Detection (BGL)



(b) LDSM (Huawei Switches)

Fig. 5. Results on different synthetic datasets of unstable log.

of logging statements may change throughout the lifetime. In this RQ, to evaluate the effectiveness of LUK on unstable logs, we conduct experiments on two log analysis tasks with unstable logs. Following [71], we create two synthetic datasets to reflect the unstable characteristics of real-world logs, which are based on the BGL dataset of Anomaly Detection and Huawei Switches dataset of Log and Description Semantic Matching. Specifically, we simulate unstable logs by randomly inserting or removing a few random words in the original log with different injection ratios.

The experimental results are shown in Fig. 5, it can be seen

TABLE IX
RESULTS OF GENERALIZATION ABILITY EXPERIMENTS. NOTES: * INDICATES ONLY REPORTING ACCURACY.

Methods	Anomaly Detection		Module Classification		Log and Description Semantic Matching					LPCR
	ThunderBird	Spirit	H3C Switches	Routers	Cisco Security	Huawei Security	Switches	H3C Routers	Security	Huawei Security
CNN	94.36/99.97/97.09	97.55/97.11/97.33	69.49/67.55	70.72/69.71	70.36/70.36	81.73/81.73	83.29/83.19	83.60/83.59	82.30/82.30	56.05/79.07/69.95
BiLSTM	98.10/96.96/97.52	98.78/95.61/97.17	70.21/68.45	71.40/69.93	74.01/74.01	79.12/79.12	80.88/80.83	83.81/83.80	82.57/82.57	55.65/79.21/69.80
BERT	98.35/97.21/97.78	99.98/98.74/99.36	81.11/79.78	77.93/76.05	79.08/79.08	89.22/89.22	87.44/87.41	88.25/88.25	85.94/85.94	67.89/89.73/79.55
Biglog	97.04/96.33/96.68	99.56/99.07/99.31	81.59/79.53	79.50/77.80	82.73/82.69	94.19/94.19	89.40/89.37	91.11/91.11	92.02/92.02	75.78/92.23/84.59
Llama2-13B	-	-	16.94*	22.74*	59.27/55.88	65.64/63.14	60.36/55.71	61.05/57.53	60.13/55.94	62.36/70.26/67.15
ChatGPT	-	-	29.53*	33.78*	78.12/77.21	69.06/65.92	69.12/66.01	76.19/74.57	73.37/71.20	49.21/66.57/61.06
LUK (COT-ChatGPT)	98.55/95.06/96.77	99.81/98.92/99.37	83.05 /81.52	80.63/79.00	84.31/84.30	96.33/96.33	93.89/93.89	94.18/94.18	93.91/93.91	82.23/ 94.73 /88.83
LUK (MEC-Llama2)	98.77/96.83/97.79	99.87/ 99.32 / 99.59	82.56/80.54	79.27/77.40	84.94/84.94	96.06/96.06	92.74/92.74	93.86/93.86	94.45/94.45	83.28 /94.07/ 89.39
LUK (MEC-ChatGPT)	98.96 /96.66/ 97.80	99.89 /99.16/99.52	83.05 / 82.15	81.08 / 79.48	87.63 / 87.63	96.64 / 96.64	94.70 / 94.70	94.39 / 94.39	95.13 / 95.13	82.89/94.34/89.10

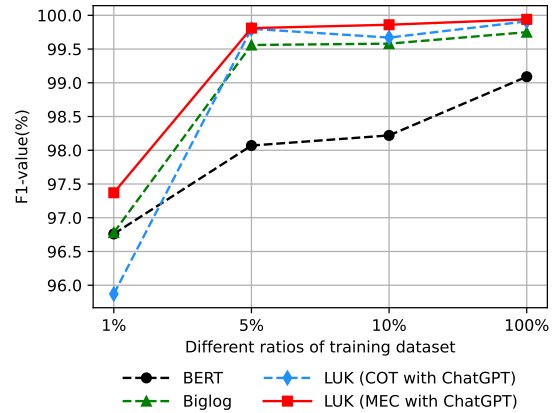
that LUK performs much better than other baselines. With the increasing injection ratio of unstable logs, the performance of all methods has declined in different degrees. However, LUK declines relatively smoothly and still maintains high performance even under a high injection ratio. Specifically, as the injection ratio increased from 20% to 40%, LUK’s F1 and Accuracy decreased by merely 1% and 0.54% on the anomaly detection and LDSM tasks, respectively. It confirms that LUK is robust enough to the unstable logs. The reason is that incorporating expert knowledge from LLMs into the smaller model assists in noise filtering, thereby enhancing the accuracy of log analysis for the smaller pre-trained model. Compared with CNN and BiLSTM, traditional methods perform the worst on unstable logs, which suggests that the limited semantic understanding of traditional methods hinders their ability to analyze logs more robustly. Compared with BERT and Biglog, although pre-training on log corpus can further improve log understanding, models are still limited to understanding logs with professional knowledge.

Consequently, we can conclude that LUK demonstrates superior remarkable robustness when handling unstable logs. It can be inferred that relevant expert knowledge from LLMs can teach the smaller PLM to grasp the essence of understanding logs, demonstrating increased resilience to noise and instability.

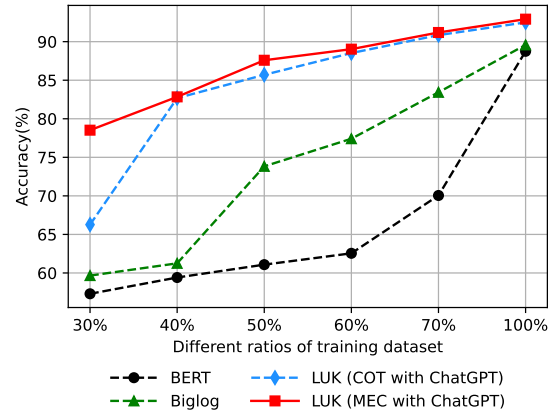
• **RQ4: How effective is LUK with limited labeled logs?**

In real-world scenarios, acquiring a considerable quantity of annotated samples is difficult [12], [23], thereby presenting a significant obstacle to the efficacy of automated log analysis models. To assess the effectiveness of LUK in low-resource tasks, characterized by limited annotations, we conduct experiments on Anomaly Detection and Fault Phenomenon Identification with different ratios of training datasets.

The experimental results are shown in Fig. 6, we find that with the reduction of training samples, the performance of various models exhibits a decline, with BERT and Biglog demonstrating a particularly significant downward trend. On the other hand, LUK based on MEC achieves optimal results by fine-tuning the models with different proportions of annotated samples. Specifically, on the AD task, compared to the full data, LUK drops only 2.56% in the F1-value with 1% of the training data. And on the FPI task, LUK’s Accuracy drops by only 14.4% with 30% of the training data, while BERT and Biglog drop by 31.45% and 31.25%, respectively.



(a) Anomaly Detection (BGL)



(b) Fault Phenomenon Identification

Fig. 6. Results on different ratios of the training dataset.

This demonstrates that LUK gains expert knowledge from LLM, which helps to compensate for the shortcomings of the smaller pre-trained model when less annotated data is available. Compared with BERT and Biglog, this illustrates that models with limited knowledge struggle to gain an advantage in low-resource scenarios, whereas leveraging knowledge from LLMs can help reduce the reliance on extensive annotation. Compared with utilizing COT to acquire knowledge, on the FPI task with 30% of the training data, the Accuracy of MEC-based LUK is 12.25% higher than COT. This suggests that the MEC framework is more effective, which can be inferred that

TABLE X
RESULTS OF LLM AND DOCUMENTATION ENHANCEMENT.

Knowledge Source	MC (Accuracy)				LDSM (Accuracy)			
	Cisco		Huawei		Cisco		Huawei	
	Switches	Routers	Switches	Routers	Switches	Routers	Switches	Routers
Documentation	63.33	63.65	84.11	83.55	95.05	92.78	97.15	96.43
ChatGPT	64.03	64.31	84.38	83.43	95.36	93.46	96.64	95.83

more rational and accurate knowledge enables the model to gain an advantage in low-resource scenarios.

It is worth noting that the FPI task is a real scenario dataset, which cannot be analyzed directly with LLMs considering privacy issues. By using log templates to obtain expert knowledge from LLMs, a task-specific model is constructed based on LUK, which proves the effectiveness of LUK and improves the efficiency of task analysis.

In conclusion, LUK achieves outstanding performance in low-resource scenarios. The incorporation of expert knowledge acquired from LLMs compensates for the limitations of smaller PLMs when data availability is limited. By rationally utilizing this knowledge, we can build efficient and accurate models even with limited resources.

• **RQ5: How efficient is the knowledge of LUK from LLMs v.s. retrieved from the documentation?**

Notably, KnowLog [22] is the first proposal to utilize knowledge to enhance log pre-training, and its knowledge relies on documentation created by human experts. However, most logs do not have readily available knowledge, KnowLog cannot work in such cases, and we do not consider it as the primary baseline. To further verify the effectiveness of the expert knowledge obtained from the LLM, we compare it with the documentation. Referring to KnowLog, we collect the descriptions of logs from the Huawei and Cisco public documentation as background knowledge to enhance the log pre-training in the same way. To ensure fairness, logs utilized for pre-training are identical to LUK.

The results are shown in Table X, which indicates the knowledge acquired by ChatGPT is comparable to the knowledge in Huawei documentation but better than the content in Cisco documentation. It is worth noting that the description of logs in Huawei documentation is more detailed, while the description in Cisco documentation is relatively brief. This means that the knowledge generated by LLM can be equivalent to that of high-quality documentation, but better than low-quality documentation.

Since most logs lack documentation, it is difficult to obtain expert knowledge of logs (e.g., almost unable to find relevant documents for logs coming from Loghub [39]). It should be emphasized that our method without relying on documentation achieves comparable or even better results than documentation. Hence, this work reduces human experts’ dependence on expensive knowledge construction and is more practical than collecting knowledge from documentation.

• **RQ6: How efficient is LUK in inference compared with LLMs?**

Efficiency plays a crucial role in log analysis for practical applications, considering the vast volumes of logs [23]. In this RQ, we compare the deployment and time costs of LUK with

TABLE XI
COMPARISON OF THE COST BETWEEN LLAMA2 AND LUK IN INFERENCE.

Models	Total Time Cost (seconds)		GPU-Memory (GB)	
	Anomaly Detection	Module Classification	Anomaly Detection	Module Classification
Llama2-13B	4,093	2,741	45.78	45.82
LUK	9	13	2.15	2.13

LLMs in inference. Specifically, we perform experiments on Anomaly Detection and Module Classification with datasets from 1000 log sequences of BGL and Huawei Switches. For fairness, we deploy Llama2-13B and LUK on the same hardware setup, consisting of 2 NVIDIA RTX 3090 GPUs, with a batch size of 1 for each model. Additionally, we leverage vLLM⁴ to accelerate the inference process on Llama2.

The results are shown in Table XI, we notice that LUK is less GPU intensive and has significantly faster inference than Llama2. To be specific, the average inference speed of LUK is 331x faster than Llama2 and the average GPU usage is 21x less than Llama2. In addition, Llama’s average response time to each input is 3.24 seconds, while LUK’s average response time is 0.01 seconds, which is more practical in real-world scenarios. This is because LLMs possess huge parameter sizes and generate outputs one by one, thus requiring more computational steps to obtain results. In contrast, LUK has smaller parameter sizes and can respond quickly to specific tasks after knowledge enhancement and fine-tuning.

In conclusion, LLMs require higher deployment resources and are slower to inference. Knowledge-enhanced LUK can respond quickly to inputs with limited resources, which is recommended to perform specific tasks in real scenarios.

F. Ablation Studies

To verify the effectiveness of the multi-expert collaboration framework and knowledge-enhanced pre-training tasks in LUK, we perform ablation experiments on MC and LDSM, which are two typical tasks of multi-class classification task and semantic matching task. The results are shown in Table XII, where we notice that: (1) Overall, LUK achieves optimal performance with the complete modules. The absence of any module can lead to performance degradation, which proves that MEC and pre-training tasks contribute positively; (2) Further, for MEC, we remove the *Evaluator* in it and directly use the content generated by the *Executor* as expert knowledge. The performance shows a drop lacking an *Evaluator*, which suggests that feedback from the *Evaluator* plays a crucial role in generating higher-quality knowledge and mitigating errors; (3) For pre-training tasks, the performance of the model declines without either token prediction (TP) or semantic alignment (SA) pre-training task, which suggests that pre-training on logs with knowledge-enhanced helps model capture knowledge from external information and improve log understanding. Specifically, without the TP task, the model drops more significantly on the MC task, which implies that understanding domain tokens can enhance log comprehension. And lacking the SA task, the model drops more remarkably

⁴<https://github.com/vllm-project/vllm>

TABLE XII
ABLATION STUDIES FOR LUK.

Methods	MC		LDSM	
	Huawei		Huawei	
	Switches	Routers	Switches	Routers
BERT	82.37 / 81.20	81.18 / 79.20	93.18 / 93.18	90.06 / 90.05
LUK (MEC-ChatGPT)	84.38 / 84.17	83.43 / 82.49	96.64 / 96.64	95.83 / 95.83
└ w/o Evaluator	83.76 / 83.46	82.13 / 80.65	96.33 / 96.33	95.32 / 95.32
└ w/o TP	83.15 / 82.33	81.65 / 80.26	95.44 / 95.44	94.77 / 94.77
└ w/o SA	84.11 / 83.55	82.48 / 81.47	94.03 / 94.03	93.42 / 93.41

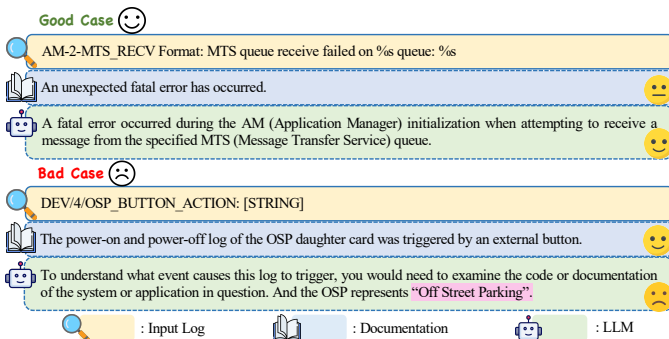


Fig. 7. Example of knowledge generated by MEC (ChatGPT) and retrieved from documentation.

on the LDSM task, which implies that external knowledge can enrich the contextual information of logs.

V. DISCUSSIONS

A. Qualitative Analysis

To show the usefulness of LUK more intuitively, we select two representative cases for qualitative analysis. Specifically, we employ a pre-trained model to obtain embedding representations of the input log and natural language (NL) description, then calculate cosine similarity as the score to demonstrate their capability of semantic understanding. As shown in Table XIII, to provide a challenge in the case, we deliberately select logs with closer events and then compute their similarity to the description, which is matched only with one log.

From this case, we notice that: For the matched example, BERT demonstrates better performance, whereas Biglog’s performance is comparatively weaker when compared to BERT. This suggests that only pre-training on logs makes it challenging to capture log semantics adequately without external knowledge and this may enlarge the semantic differences between logs and natural language. In contrast, LUK achieves the highest similarity score on the matched example and the lowest similarity score on the unmatched example, which can infer that benefiting from expert knowledge, LUK exhibits superior proficiency in capturing log semantics for log understanding. It also verifies the effectiveness of knowledge acquisition from LLMs. For the unmatched example, both BERT and Biglog exhibit significantly weaker performance compared to LUK, which implies that BERT and Biglog have limitations in recognizing log semantics. These results reveal the remarkable performance of LUK in log understanding.

B. Case Analysis

To analyze intuitively the knowledge acquired from the LLM, we provide two examples of comparing the knowledge generated by MEC (ChatGPT) against the information retrieved from the documentation. As shown in Fig. 7, the example in the good case is a Cisco log⁵ and the bad case is a Huawei log⁶.

From the good case, we can observe that the knowledge generated by MEC is superior to the content retrieved from the documentation. The introduction of logs in the Cisco documentation is extremely rough, whereas the knowledge acquired from MEC is more detailed and accurate, e.g., clarifying the error and adding the information of abbreviations to support understanding logs. This suggests that the knowledge acquired from MEC based on LLMs is comparable or even better than professional documentation, which provides feasibility for acquiring expert knowledge for mostly logs that lack documentation support.

From the bad case, we also notice that the knowledge acquired by MEC lacks informativeness and has factual errors. This situation generally occurs on domain-customized logs, which do not have consensus in the universal log analysis domain. Since it belongs to the customized module, there is no knowledge of the relevant content in LLMs, which is difficult to understand by non-specific experts, and this case can only rely on manually constructing knowledge. To mitigate this issue, we consider exploring an LLM-based retrieval-augmented language model to enhance log understanding, which can retrieve relevant information about the logs as references to LLMs and this process reduces manual annotation of knowledge. We will investigate it in future work.

C. Threats to Validity

1) *Construct Validity*: Since LLMs are black box models, LLMs pose a risk of generating output content that may be unreasonable, potentially impacting the accurate interpretation of logs. First, to mitigate the problem of unstable output from LLMs, we set the model temperature to 0 to ensure that LLMs obtain consistent results for the same inputs. Second, to mitigate hallucinations of LLMs, we propose a multi-expert collaboration framework, which can work better with the power of cooperation and interaction. In particular, we design an *Evaluator* in this framework, which checks the generated knowledge by evaluating completeness, consistency and conciseness. If problems exist, the executor revises or polishes the generated content based on this feedback. We also verify the importance of the *Evaluator* for acquiring high-quality knowledge in ablation studies.

2) *Internal Validity*: It is widely agreed that the performance of DL models is significantly affected by hyperparameters. Due to the limited computation resources, we do not search for the optimal hyperparameter settings, and instead follow the empirical settings. We acknowledge that further fine-tuning of these hyperparameters may yield better results.

⁵https://www.cisco.com/c/en/us/td/docs/switches/datacenter/sw/routing_messages/reference/7k_rout_mess_ref_book/7k_rout_mess_ref_2mess.html

⁶<https://support.huawei.com/enterprise/en/doc/EDOC1100320917/ef1c3fe7>

TABLE XIII
QUALITATIVE EXAMPLES OF LUK AND BASELINES. WE CALCULATE THE COSINE SIMILARITY AS THE SCORE TO ANALYSIS.

Label	Index	Examples	Models Score
Match	1	Log: OPSA/3/OPS_CLI_CLOSE_FAIL: Failed to stop the terminal using the script. (Script=[script-name], event=[event-name], instance=[instance-id], terminal=[cli-id]) NL Description: There was a failure in stopping the terminal using a specific script.	BERT 0.671 Biglog 0.624 LUK 0.737
	2	Log: SYSTEM/4/SYS_IMAGE_ERROR: The next startup image package is error. (imageIndex=[imageIndex], curlImageName=[curlImageName], nextImageName=[nextImageName], errReason=[errReason]) NL Description: An error occurred in the next startup image package.	BERT 0.723 Biglog 0.629 LUK 0.786
UnMatch	1	Log: OPSA/3/OPS_TERMINAL_WRITE_FAIL: Failed to display the string on the terminal using the script. (Script=xx,event=xx, instance=xx, string=xxx, terminal=xx) NL Description: There was a failure in stopping the terminal using a specific script.	BERT 0.657 Biglog 0.646 LUK 0.516
	2	Log: TRILL/4/TRILL_RECV_ERR_PKT: TRILL-INFO: Drop error packet. (PktType=[PktType], ProcessId=[ProcessId], ErrReason=[ErrReason], ErrCount=[ErrCount], InterfaceName=[InterfaceName]) NL Description: An error occurred in the next startup image package.	BERT 0.671 Biglog 0.486 LUK 0.129

3) *External Validity*: From the perspective of enterprises, utilizing external LLMs to acquire expert knowledge may cause leakage of user privacy and internal information in logs. To alleviate this issue, on the one hand, we propose to remove sensitive information from logs and utilize log templates after log parsing to acquire knowledge. On the other hand, LUK is a general framework that can combine any LLMs, and users can also employ their own LLMs to acquire knowledge to enhance a small model for solving a specific problem.

VI. CONCLUSION

In conclusion, this paper introduces LUK, a novel knowledge enhancement framework to improve log understanding with expert knowledge from LLMs. Unlike existing LLM-based log analysis studies that directly use the in-context learning (ICL) of LLMs, LUK first acquires expert knowledge from LLMs, then enhances the log pre-training with the corresponding expert knowledge on a smaller pre-trained language model, finally the enhanced pre-trained model for logs can be fine-tuned to solve downstream log analysis tasks. Compared to existing models, LUK achieves state-of-the-art performance on different log analysis tasks, which proves that expert knowledge from LLMs can be used more effectively to understand logs.

VII. DATA AVAILABILITY STATEMENT

Our source code and detailed experimental data are available at <https://github.com/LeaperOvO/LUK>.

REFERENCES

- [1] X. Zhang, Y. Xu, S. Qin, S. He, B. Qiao, Z. Li, H. Zhang, X. Li, Y. Dang, Q. Lin *et al.*, "Onion: identifying incident-indicating logs for cloud systems," in *Proceedings of the 29th ACM Joint Meeting on European Software Engineering Conference and Symposium on the Foundations of Software Engineering*, 2021, pp. 1253–1263. 1
- [2] J. Zhu, S. He, J. Liu, P. He, Q. Xie, Z. Zheng, and M. R. Lyu, "Tools and benchmarks for automated log parsing," in *2019 IEEE/ACM 41st International Conference on Software Engineering: Software Engineering in Practice (ICSE-SEIP)*. IEEE, 2019, pp. 121–130. 1
- [3] H. Dai, H. Li, C.-S. Chen, W. Shang, and T.-H. Chen, "Logram: Efficient log parsing using n -gram dictionaries," *IEEE Transactions on Software Engineering*, vol. 48, no. 3, pp. 879–892, 2020. 1
- [4] S. Nedelkoski, J. Bogatinovski, A. Acker, J. Cardoso, and O. Kao, "Self-supervised log parsing," in *Machine Learning and Knowledge Discovery in Databases: Applied Data Science Track: European Conference, ECML PKDD 2020, Ghent, Belgium, September 14–18, 2020, Proceedings, Part IV*. Springer, 2021, pp. 122–138. 1
- [5] Y. Liu, X. Zhang, S. He, H. Zhang, L. Li, Y. Kang, Y. Xu, M. Ma, Q. Lin, Y. Dang *et al.*, "Uniparser: A unified log parser for heterogeneous log data," in *Proceedings of the ACM Web Conference 2022*, 2022, pp. 1893–1901. 1
- [6] M. Du, F. Li, G. Zheng, and V. Srikumar, "Deeplog: Anomaly detection and diagnosis from system logs through deep learning," in *Proceedings of the 2017 ACM SIGSAC conference on computer and communications security*, 2017, pp. 1285–1298. 1
- [7] W. Meng, Y. Liu, Y. Zhu, S. Zhang, D. Pei, Y. Liu, Y. Chen, R. Zhang, S. Tao, P. Sun *et al.*, "Loganomaly: Unsupervised detection of sequential and quantitative anomalies in unstructured logs," in *IJCAI*, vol. 19, no. 7, 2019, pp. 4739–4745. 1
- [8] X. Li, P. Chen, L. Jing, Z. He, and G. Yu, "Swisslog: Robust and unified deep learning based log anomaly detection for diverse faults," in *2020 IEEE 31st International Symposium on Software Reliability Engineering (ISSRE)*. IEEE, 2020, pp. 92–103. 1
- [9] S. Nedelkoski, J. Bogatinovski, A. Acker, J. Cardoso, and O. Kao, "Self-attentive classification-based anomaly detection in unstructured logs," in *2020 IEEE International Conference on Data Mining (ICDM)*. IEEE, 2020, pp. 1196–1201. 1
- [10] S. Huang, Y. Liu, C. Fung, R. He, Y. Zhao, H. Yang, and Z. Luan, "Hitanomaly: Hierarchical transformers for anomaly detection in system log," *IEEE Transactions on Network and Service Management*, vol. 17, no. 4, pp. 2064–2076, 2020. 1
- [11] X. Han and S. Yuan, "Unsupervised cross-system log anomaly detection via domain adaptation," in *Proceedings of the 30th ACM International Conference on Information & Knowledge Management*, 2021, pp. 3068–3072. 1
- [12] V.-H. Le and H. Zhang, "Log-based anomaly detection with deep learning: How far are we?" in *Proceedings of the 44th International Conference on Software Engineering*, 2022, pp. 1356–1367. 1, IV-C1, IV-E
- [13] S. Lu, B. Rao, X. Wei, B. Tak, L. Wang, and L. Wang, "Log-based abnormal task detection and root cause analysis for spark," in *2017 IEEE International Conference on Web Services (ICWS)*. IEEE, 2017, pp. 389–396. 1
- [14] L. Wang, N. Zhao, J. Chen, P. Li, W. Zhang, and K. Sui, "Root-cause metric location for microservice systems via log anomaly detection," in *2020 IEEE International Conference on Web Services (ICWS)*. IEEE, 2020, pp. 142–150. 1
- [15] J. Soldani and A. Brogi, "Anomaly detection and failure root cause analysis in (micro) service-based cloud applications: A survey," *ACM Computing Surveys (CSUR)*, vol. 55, no. 3, pp. 1–39, 2022. 1
- [16] S. Zhang, Y. Liu, W. Meng, Z. Luo, J. Bu, S. Yang, P. Liang, D. Pei, J. Xu, Y. Zhang *et al.*, "Prefix: Switch failure prediction in datacenter networks," *Proceedings of the ACM on Measurement and Analysis of Computing Systems*, vol. 2, no. 1, pp. 1–29, 2018. 1
- [17] J. Gao, H. Wang, and H. Shen, "Task failure prediction in cloud data centers using deep learning," *IEEE transactions on services computing*, vol. 15, no. 3, pp. 1411–1422, 2020. 1

- [18] D. Cotroneo, L. De Simone, P. Liguori, R. Natella, and N. Bidokhti, "How bad can a bug get? an empirical analysis of software failures in the openstack cloud computing platform," in *Proceedings of the 2019 27th ACM Joint Meeting on European Software Engineering Conference and Symposium on the Foundations of Software Engineering*, 2019, pp. 200–211. I, IV-C1
- [19] J. Achiam, S. Adler, S. Agarwal, L. Ahmad, I. Akkaya, F. L. Aleman, D. Almeida, J. Altenschmidt, S. Altman, S. Anadkat *et al.*, "Gpt-4 technical report," *arXiv preprint arXiv:2303.08774*, 2023. I
- [20] Y. Zhu, W. Meng, Y. Liu, S. Zhang, T. Han, S. Tao, and D. Pei, "Unilog: Deploy one model and specialize it for all log analysis tasks," *arXiv preprint arXiv:2112.03159*, 2021. I, II-A
- [21] S. Tao, Y. Liu, W. Meng, Z. Ren, H. Yang, X. Chen, L. Zhang, Y. Xie, C. Su, X. Oiao *et al.*, "Biglog: Unsupervised large-scale pre-training for a unified log representation," in *2023 IEEE/ACM 31st International Symposium on Quality of Service (IWQoS)*. IEEE, 2023, pp. 1–11. I, II-A, IV-C1, IV-D
- [22] L. Ma, W. Yang, B. Xu, S. Jiang, B. Fei, J. Liang, M. Zhou, and Y. Xiao, "Knowlog: Knowledge enhanced pre-trained language model for log understanding," in *Proceedings of the 46th IEEE/ACM International Conference on Software Engineering*, 2024, pp. 1–13. I, I, II-A, IV-C, IV-E
- [23] V.-H. Le and H. Zhang, "Log parsing with prompt-based few-shot learning," in *2023 IEEE/ACM 45th International Conference on Software Engineering (ICSE)*. IEEE, 2023, pp. 2438–2449. I, I, II-B, IV-E, IV-E
- [24] Y. Lee, J. Kim, and P. Kang, "Lanobert: System log anomaly detection based on bert masked language model," *Applied Soft Computing*, vol. 146, p. 110689, 2023. I, I, II-A, IV-D
- [25] C. Almodovar, F. Sabrina, S. Karimi, and S. Azad, "Logfit: Log anomaly detection using fine-tuned language models," *IEEE Transactions on Network and Service Management*, 2024. I, I, II-A
- [26] J. Xu, R. Yang, Y. Huo, C. Zhang, and P. He, "Divlog: Log parsing with prompt enhanced in-context learning," in *2024 IEEE/ACM 46th International Conference on Software Engineering (ICSE)*. IEEE Computer Society, 2024, pp. 983–983. I, II-B
- [27] J. Xu, Z. Cui, Y. Zhao, X. Zhang, S. He, P. He, L. Li, Y. Kang, Q. Lin, Y. Dang *et al.*, "Unilog: Automatic logging via llm and in-context learning," in *Proceedings of the 46th IEEE/ACM International Conference on Software Engineering*, 2024, pp. 1–12. I, II-B
- [28] Y. Liu, S. Tao, W. Meng, J. Wang, W. Ma, Y. Zhao, Y. Chen, H. Yang, Y. Jiang, and X. Chen, "Logprompt: Prompt engineering towards zero-shot and interpretable log analysis," *arXiv preprint arXiv:2308.07610*, 2023. I, II-B
- [29] Z. Jiang, J. Liu, Z. Chen, Y. Li, J. Huang, Y. Huo, P. He, J. Gu, and M. R. Lyu, "Llmparser: A llm-based log parsing framework," *arXiv preprint arXiv:2310.01796*, 2023. I, I, II-B
- [30] H. Guo, W. Zhang, A. Le, J. Yang, J. Liu, Z. Li, T. Zheng, S. Xu, R. Zhang, L. Zheng *et al.*, "Lemur: Log parsing with entropy sampling and chain-of-thought merging," *arXiv preprint arXiv:2402.18205*, 2024. I, II-B
- [31] J. Devlin, M.-W. Chang, K. Lee, and K. Toutanova, "Bert: Pre-training of deep bidirectional transformers for language understanding," in *Proceedings of the 2019 Conference of the North American Chapter of the Association for Computational Linguistics: Human Language Technologies, Volume 1 (Long and Short Papers)*, 2019, pp. 4171–4186. I, II-A
- [32] Q. Dong, L. Li, D. Dai, C. Zheng, Z. Wu, B. Chang, X. Sun, J. Xu, and Z. Sui, "A survey on in-context learning," *arXiv preprint arXiv:2301.00234*, 2022. I, II-A
- [33] Y. Lu, M. Bartolo, A. Moore, S. Riedel, and P. Stenetorp, "Fantastically ordered prompts and where to find them: Overcoming few-shot prompt order sensitivity," in *Proceedings of the 60th Annual Meeting of the Association for Computational Linguistics (Volume 1: Long Papers)*, 2022, pp. 8086–8098. I, IV-D
- [34] J. Kaddour, J. Harris, M. Mozes, H. Bradley, R. Raileanu, and R. McHardy, "Challenges and applications of large language models," *arXiv preprint arXiv:2307.10169*, 2023. I, IV-D
- [35] W. X. Zhao, K. Zhou, J. Li, T. Tang, X. Wang, Y. Hou, Y. Min, B. Zhang, J. Zhang, Z. Dong *et al.*, "A survey of large language models," *arXiv preprint arXiv:2303.18223*, 2023. I
- [36] X. Wang, X. Zhang, L. Li, S. He, H. Zhang, Y. Liu, L. Zheng, Y. Kang, Q. Lin, Y. Dang *et al.*, "Spine: a scalable log parser with feedback guidance," in *Proceedings of the 30th ACM Joint European Software Engineering Conference and Symposium on the Foundations of Software Engineering*, 2022, pp. 1198–1208. I
- [37] X. Li, H. Zhang, V.-H. Le, and P. Chen, "Logshrink: Effective log compression by leveraging commonality and variability of log data," in *Proceedings of the 46th IEEE/ACM International Conference on Software Engineering*, 2024, pp. 1–12. I
- [38] Y. Wang, K. Chen, H. Tan, and K. Guo, "Tabi: An efficient multi-level inference system for large language models," in *Proceedings of the Eighteenth European Conference on Computer Systems*, 2023, pp. 233–248. I
- [39] J. Zhu, S. He, P. He, J. Liu, and M. R. Lyu, "Loghub: A large collection of system log datasets for ai-driven log analytics," in *2023 IEEE 34th International Symposium on Software Reliability Engineering (ISSRE)*. IEEE, 2023, pp. 355–366. I, IV-A, IV-C, IV-C1, IV-E
- [40] J. Wei, Y. Tay, R. Bommasani, C. Raffel, B. Zoph, S. Borgeaud, D. Yogatama, M. Bosma, D. Zhou, D. Metzler *et al.*, "Emergent abilities of large language models," *Transactions on Machine Learning Research*, 2022. I, II-B
- [41] S. Lu, I. Bigoulaeva, R. Sachdeva, H. T. Madabushi, and I. Gurevych, "Are emergent abilities in large language models just in-context learning?" *arXiv preprint arXiv:2309.01809*, 2023. I
- [42] Y. Peng, C. Wang, W. Wang, C. Gao, and M. R. Lyu, "Generative type inference for python," in *2023 38th IEEE/ACM International Conference on Automated Software Engineering (ASE)*. IEEE, 2023, pp. 988–999. I
- [43] A. Mastropaolo, L. Pascarella, and G. Bavota, "Using deep learning to generate complete log statements," in *Proceedings of the 44th International Conference on Software Engineering*, 2022, pp. 2279–2290. I
- [44] Y. Li, Y. Huo, Z. Jiang, R. Zhong, P. He, Y. Su, and M. R. Lyu, "Exploring the effectiveness of llms in automated logging generation: An empirical study," *arXiv preprint arXiv:2307.05950*, 2023. I
- [45] N. Mündler, J. He, S. Jenko, and M. Vechev, "Self-contradictory hallucinations of large language models: Evaluation, detection and mitigation," in *The Twelfth International Conference on Learning Representations*, 2023. I
- [46] P. Manakul, A. Liusie, and M. Gales, "Selfcheckgpt: Zero-resource black-box hallucination detection for generative large language models," in *Proceedings of the 2023 Conference on Empirical Methods in Natural Language Processing*, 2023, pp. 9004–9017. I
- [47] K. Petersen, C. Wohlin, and D. Baca, "The waterfall model in large-scale development," in *Product-Focused Software Process Improvement: 10th International Conference, PROFES 2009, Oulu, Finland, June 15-17, 2009. Proceedings 10*. Springer, 2009, pp. 386–400. I, III-B1
- [48] F. Bai, A. Ritter, and W. Xu, "Pre-train or annotate? domain adaptation with a constrained budget," in *Proceedings of the 2021 Conference on Empirical Methods in Natural Language Processing*, 2021, pp. 5002–5015. II-A
- [49] C. Niu, C. Li, V. Ng, J. Ge, L. Huang, and B. Luo, "Spt-code: sequence-to-sequence pre-training for learning source code representations," in *Proceedings of the 44th International Conference on Software Engineering*, 2022, pp. 2006–2018. II-A, IV-C2
- [50] Y. Gu, R. Tinn, H. Cheng, M. Lucas, N. Usuyama, X. Liu, T. Naumann, J. Gao, and H. Poon, "Domain-specific language model pretraining for biomedical natural language processing," *ACM Transactions on Computing for Healthcare (HEALTH)*, vol. 3, no. 1, pp. 1–23, 2021. II-A
- [51] I. Beltagy, K. Lo, and A. Cohan, "Scibert: A pretrained language model for scientific text," *arXiv preprint arXiv:1903.10676*, 2019. II-A
- [52] S. Gururangan, A. Marasović, S. Swayamdipta, K. Lo, I. Beltagy, D. Downey, and N. A. Smith, "Don't stop pretraining: Adapt language models to domains and tasks," in *Proceedings of the 58th Annual Meeting of the Association for Computational Linguistics*, 2020, pp. 8342–8360. II-A
- [53] L. Yang, S. Zhang, Z. Yu, G. Bao, Y. Wang, J. Wang, R. Xu, W. Ye, X. Xie, W. Chen *et al.*, "Supervised knowledge makes large language models better in-context learners," in *The Twelfth International Conference on Learning Representations*, 2023. II-A
- [54] G. Juneja, S. Dutta, S. Chakrabarti, S. Manchanda, and T. Chakraborty, "Small language models fine-tuned to coordinate larger language models improve complex reasoning," in *Proceedings of the 2023 Conference on Empirical Methods in Natural Language Processing*, 2023, pp. 3675–3691. II-A
- [55] E. Kasneci, K. Seßler, S. Küchemann, M. Bannert, D. Dementieva, F. Fischer, U. Gasser, G. Groh, S. Günemann, E. Hüllermeier *et al.*, "Chatgpt for good? on opportunities and challenges of large language models for education," *Learning and Individual Differences*, vol. 103, p. 102274, 2023. II-B
- [56] J. White, Q. Fu, S. Hays, M. Sandborn, C. Olea, H. Gilbert, A. El-nashar, J. Spencer-Smith, and D. C. Schmidt, "A prompt pattern

- catalog to enhance prompt engineering with chatgpt,” *arXiv preprint arXiv:2302.11382*, 2023. II-B
- [57] S. Feng and C. Chen, “Prompting is all you need: Automated android bug replay with large language models,” in *Proceedings of the 46th IEEE/ACM International Conference on Software Engineering*, 2024, pp. 1–13. II-B
- [58] J. Wang, Y. Huang, C. Chen, Z. Liu, S. Wang, and Q. Wang, “Software testing with large language models: Survey, landscape, and vision,” *IEEE Transactions on Software Engineering*, 2024. II-B
- [59] T. Brown, B. Mann, N. Ryder, M. Subbiah, J. D. Kaplan, P. Dhariwal, A. Neelakantan, P. Shyam, G. Sastry, A. Askell *et al.*, “Language models are few-shot learners,” *Advances in neural information processing systems*, vol. 33, pp. 1877–1901, 2020. II-B
- [60] J. Wei, X. Wang, D. Schuurmans, M. Bosma, F. Xia, E. Chi, Q. V. Le, D. Zhou *et al.*, “Chain-of-thought prompting elicits reasoning in large language models,” *Advances in neural information processing systems*, vol. 35, pp. 24 824–24 837, 2022. II-B, IV-D
- [61] E. Frantar, S. Ashkboos, T. Hoefler, and D. Alistarh, “Optq: Accurate quantization for generative pre-trained transformers,” in *The Eleventh International Conference on Learning Representations*, 2022. II-B
- [62] B. Goertzel, “Cognitive synergy: A universal principle for feasible general intelligence,” in *2009 8th IEEE International Conference on Cognitive Informatics*. IEEE, 2009, pp. 464–468. III-B
- [63] J. R. Katzenbach and D. K. Smith, *The wisdom of teams: Creating the high-performance organization*. Harvard Business Review Press, 2015. III-B
- [64] A. Vaswani, N. Shazeer, N. Parmar, J. Uszkoreit, L. Jones, A. N. Gomez, L. Kaiser, and I. Polosukhin, “Attention is all you need,” *Advances in neural information processing systems*, vol. 30, 2017. III-C
- [65] N. Reimers and I. Gurevych, “Sentence-bert: Sentence embeddings using siamese bert-networks,” in *Proceedings of the 2019 Conference on Empirical Methods in Natural Language Processing and the 9th International Joint Conference on Natural Language Processing (EMNLP-IJCNLP)*, 2019, pp. 3982–3992. III-D
- [66] P. He, J. Zhu, Z. Zheng, and M. R. Lyu, “Drain: An online log parsing approach with fixed depth tree,” in *2017 IEEE international conference on web services (ICWS)*. IEEE, 2017, pp. 33–40. IV-A
- [67] H. Touvron, L. Martin, K. Stone, P. Albert, A. Almahairi, Y. Babaei, N. Bashlykov, S. Batra, P. Bhargava, S. Bhosale *et al.*, “Llama 2: Open foundation and fine-tuned chat models,” *arXiv preprint arXiv:2307.09288*, 2023. IV-B, IV-D
- [68] S. He, P. He, Z. Chen, T. Yang, Y. Su, and M. R. Lyu, “A survey on automated log analysis for reliability engineering,” *ACM computing surveys (CSUR)*, vol. 54, no. 6, pp. 1–37, 2021. IV-C
- [69] V.-H. Le and H. Zhang, “Log-based anomaly detection without log parsing,” in *2021 36th IEEE/ACM International Conference on Automated Software Engineering (ASE)*. IEEE, 2021, pp. 492–504. IV-C1, IV-D
- [70] M. S. Sorower, “A literature survey on algorithms for multi-label learning,” *Oregon State University, Corvallis*, vol. 18, no. 1, p. 25, 2010. IV-C2
- [71] X. Zhang, Y. Xu, Q. Lin, B. Qiao, H. Zhang, Y. Dang, C. Xie, X. Yang, Q. Cheng, Z. Li *et al.*, “Robust log-based anomaly detection on unstable log data,” in *Proceedings of the 2019 27th ACM Joint Meeting on European Software Engineering Conference and Symposium on the Foundations of Software Engineering*, 2019, pp. 807–817. IV-D, IV-E, IV-E
- [72] S. Lu, X. Wei, Y. Li, and L. Wang, “Detecting anomaly in big data system logs using convolutional neural network,” in *2018 IEEE 16th Intl Conf on Dependable, Autonomic and Secure Computing, 16th Intl Conf on Pervasive Intelligence and Computing, 4th Intl Conf on Big Data Intelligence and Computing and Cyber Science and Technology Congress (DASC/PiCom/DataCom/CyberSciTech)*. IEEE, 2018, pp. 151–158. IV-D
- [73] S. Kabinna, C.-P. Bezemer, W. Shang, M. D. Syer, and A. E. Hassan, “Examining the stability of logging statements,” *Empirical Software Engineering*, vol. 23, pp. 290–333, 2018. IV-E