

3D Reconstruction with Spatial Memory

Hengyi Wang Lourdes Agapito

Department of Computer Science, University College London

{hengyi.wang.21, l.agapito}@ucl.ac.uk



Figure 1. **Overview.** Given a set of ordered or unordered image collections without prior knowledge of camera parameters, the proposed Spann3R can incrementally reconstruct the 3D geometry by directly regressing the pointmap of each image in a common coordinate system. Spann3R does not require any optimization-based alignment during inference, i.e., the 3D reconstruction of each image can be solved by a simple forward pass with a transformer-based architecture, thus enabling online reconstruction in real-time. The qualitative examples shown are reconstructed from some self-captured images to illustrate the generalization ability of Spann3R.

Abstract

We present *Spann3R*, a novel approach for dense 3D reconstruction from ordered or unordered image collections. Built on the *DUST3R* paradigm, *Spann3R* uses a transformer-based architecture to directly regress pointmaps from images without any prior knowledge of the scene or camera parameters. Unlike *DUST3R*, which predicts per image-pair pointmaps each expressed in its local coordinate frame, *Spann3R* can predict per-image pointmaps expressed in a global coordinate system, thus eliminating the need for optimization-based global alignment. The key idea of *Spann3R* is to manage an external spatial memory that learns to keep track of all previous relevant 3D information. *Spann3R* then queries this spatial memory to predict the 3D structure of the next frame in a global coordinate system. Taking advantage of *DUST3R*'s pre-trained weights, and further fine-tuning on a subset of datasets, *Spann3R* shows competitive performance and generalization ability on various unseen datasets and can process ordered image collections in real-time. Project page: <https://hengyiwang.github.io/projects/spanner>

1. Introduction

Reconstructing dense geometry from images is one of the fundamental problems in computer vision that has been researched for decades [31]. This task offers numerous applications in autonomous driving, virtual reality, robotics, medical imaging, and more. The inherent ambiguities in interpreting 3D structures have led traditional solutions evolve into various sub-fields, including keypoint detection and matching [10, 46, 47, 60], Structure-from-Motion (SfM) [2, 19, 64, 68, 75, 84, 85], Bundle Adjustment (BA) [3, 77, 86], Multi-View Stereo (MVS) [29, 30, 65], Simultaneous Localization and Mapping (SLAM) [21, 41, 54], etc. Each of these sub-fields addresses different aspects of the problem using a variety of handcrafted heuristics, requiring substantial engineering effort to integrate them into a complete dense reconstruction pipeline [64, 65].

Recent attention has shifted towards replacing handcrafted features with learned structural priors from large-scale datasets [12, 22, 32, 61, 73, 79, 89, 94]. These modern approaches typically integrate learning-based models into each step of the traditional pipeline. Thus, the sequential structure of traditional pipelines, involving matching, trian-

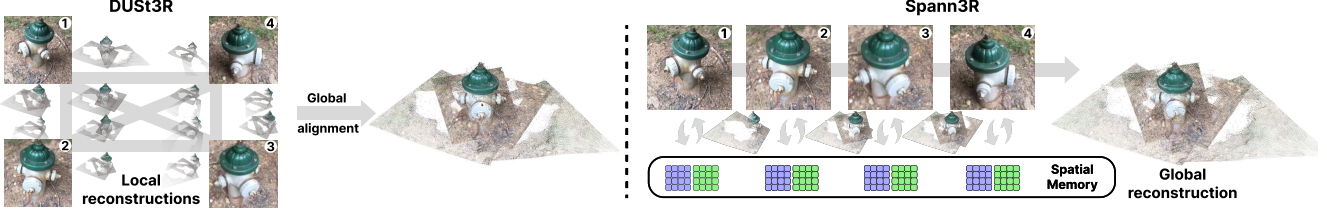


Figure 2. **Motivation.** DUST3R [81] directly regresses the pointmap of each image pair in a local coordinate system. In contrast, Spann3R predicts a global pointmap in a common coordinate system via a spatial memory that stores all previous predictions. Thus, our method can enable online incremental reconstruction without the need to build a dense pairwise graph and a final optimization-based alignment.

gulation, sparse reconstruction, camera parameter estimation, and dense reconstruction is mostly maintained. While these methods have made significant progress with learned priors, the inherent limitations of this complex pipeline persist, making it sensitive to noise at each step and still demanding substantial engineering effort for integration.

To address these issues, DUST3R [81] introduces a radical and novel paradigm shift that was often considered impossible - directly regressing the pointmap, a common representation in visual localization [13–15, 59], from a pair of images without prior scene information. Since the pointmap is expressed in the local coordinate system of the image pair, a global alignment is introduced for the reconstruction of more than just an image pair. This involves per-scene optimization to align the predicted pointmap with a dense pairwise graph. Trained on millions of image pairs with ground-truth annotations for depth and camera parameters, DUST3R [81] shows unprecedented performance and generalization across various real-world scenarios with different camera sensors. However, operating on a pair of images and the need for per-scene optimization-based global alignment limit its ability for real-time incremental reconstruction and scalability to many images.

In this paper, we present Spann3R, a framework that adopts a Spatial Memory for 3D Reconstruction. Building on the paradigm of DUST3R [81], we take a step further by eliminating the need for per-scene optimization-based alignment (See Fig. 2). That being said, our model enables incremental reconstruction by predicting the pointmap of each image in a common coordinate system with a simple forward pass on our transformer-based architecture. The key idea is to maintain an external memory that keeps track of previous states and learns to query all relevant information from this memory for predicting the next frame, a concept often referred to as memory networks [51, 72, 83].

We employ a lightweight transformer-based memory encoder to encode previous predictions as memory values. To retrieve information from this memory, we project geometric features from two decoders into query features and memory keys using two multilayer perceptron (MLP) heads. Our model is trained on sequences of five frames randomly sampled from videos, with a curriculum train-

ing strategy that adjusts the sample window size throughout the training process. This allows Spann3R to learn both short and long-term dependency across frames. During inference, we apply a memory management strategy inspired by X-Mem [16], which mimics human memory model [5], to maintain a compact memory representation. Compared to DUST3R [81], our method aligns point on-the-fly (like a spanner) purely based on neural network (NN), enables real-time online incremental reconstruction at over 50 frames per second (fps) without test-time optimization. Experiments on various unseen datasets show competitive dense reconstruction quality and generalization ability.

2. Related Works

Classic 3D Reconstruction. Recovering 3d structures from visual signals has been investigated for decades [31]. Structure-from-motion (SfM) [2, 19, 56, 64, 68, 75, 84, 85] is usually considered the de-facto standard for obtaining sparse geometry and accurate camera poses. Starting from feature correspondence search (keypoint detection and description [10, 46, 47, 60], matching [2, 85], and geometric verification [64]), SfM selects an image pair for initialization, followed by image registration, triangulation, and bundle adjustment [3, 77, 86]. Finally, multi-view stereo [29, 30, 65] is used to obtain dense geometry. These approaches usually require lengthy offline optimization. In contrast, visual SLAM focuses on obtaining geometry online in real-time. Given the calibrated cameras, visual SLAM can perform sparse [21, 28, 41, 52] or dense [27, 54] reconstruction via minimizing either reprojection error (indirect) [21, 41, 52] or photometric error (direct) [27, 28, 54]. To obtain accurate reconstruction, these methods either require a depth/LiDAR sensor [53] or careful initialization and various assumptions about the camera motion and scene appearance [21, 52, 54].

Learning-based 3D Reconstruction. Built upon the success of the classic reconstruction pipeline, recent approaches usually leverage learning-based techniques to improve each sub-task, i.e., feature extraction [22, 93], matching [45, 61], BA [44], monocular depth estimation [23, 38, 94], multi-view depth estimation [26, 63, 89], opti-

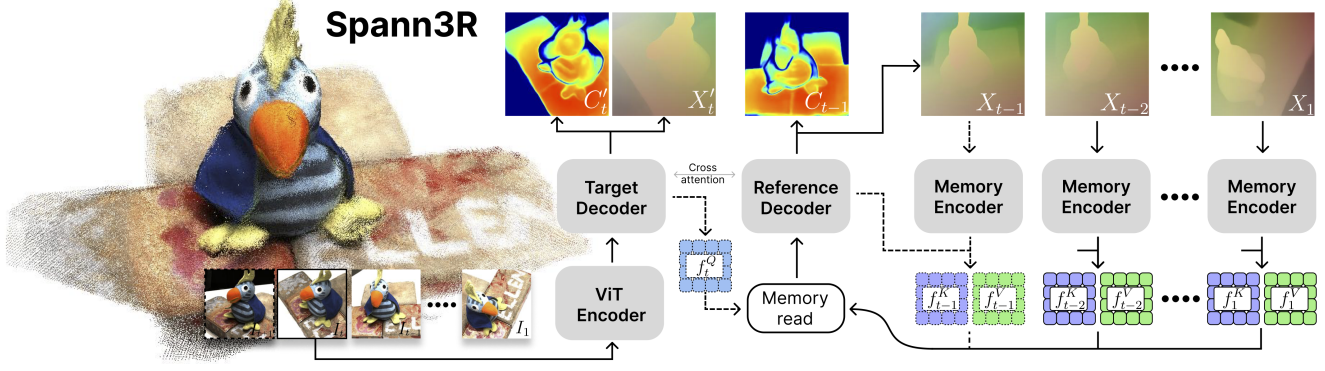


Figure 3. **Overview of Spann3R.** Our model contains a ViT [25] encoder and two intertwined decoders as in DUST3R [81]. The target decoder here is used to obtain query features from images for memory query while the reference decoder is used to predict based on the memory readout using the geometric feature and our memory features. A lightweight memory encoder is used to encode the previously predicted pointmap together with geometric features into our memory key and value features. Dash means operation in the next time step.

cal flow [76], point tracking [24, 37, 87], etc. However, those classic pipelines usually involve a sequential structure vulnerable to noise in each sub-task. To avoid this, DUST3R [81] unifies all sub-tasks by directly learning to map an image pair to 3D, followed by an optimization-based global alignment to bring all image pairs into a common coordinate system. In this work, we take a step further to replace the optimization step with an end-to-end learning framework, enabling online incremental reconstruction in real time.

Neural Rendering for 3D Reconstruction. The recent progress in differentiable rendering, i.e., NeRF [50] and its follow-up works [7, 8, 33, 35, 36, 40, 80, 91] enables high-fidelity scene reconstruction using images with known camera parameters obtained via SfM [64]. Several other works leverage neural rendering for SfM [11] and SLAM [42, 71, 78, 95]. However, despite the significant progress in accelerating neural rendering, these methods still require lengthy optimization time. For instance, Gaussian splatting [40] and its variants in SLAM [34, 39, 48] can achieve over 100fps rendering. However, they still require minutes of test-time optimization for scene reconstruction.

Memory Networks. The concept of the memory networks was originally introduced in the context of question-answering [51, 72, 83] in natural language processing, where they manage an external memory for reasoning over long-term dependencies. This architecture is naturally suitable for processing sequential data and can thus be adopted in various vision tasks, such as video object segmentation (VOS) [16–18, 55], video understanding [69], etc. Our work is greatly inspired by a series of works in VOS, where STM [55] firstly employs the memory networks for VOS, and XMem [16] further extends this idea to long video sequence via a memory consolidation strategy that mimics the human memory model [5].

3. Method

Fig. 3 shows an overview of Spann3R. We aim to repurpose DUST3R [81] into an end-to-end incremental reconstruction framework that directly regresses the pointmap in a common coordinate system. Specifically, given a sequence of images $\{I_t\}_{t=1}^N$, our goal is to train a network \mathcal{F} that maps each I_t to its corresponding pointmap X_t , expressed in the coordinate system of the initial frame. To enable this, we introduce a spatial memory that encodes the previous predictions for reasoning next frame. We will describe our network architecture (Sec. 3.1), spatial memory (Sec. 3.2), and the training and inference of our model (Sec. 3.3) next.

3.1. Network architecture

Feature encoding. In each forward pass, our model takes a frame I_t and a previous query f_{t-1}^Q as input. A ViT [25] is used to encode the frame I_t into visual feature f_t^I :

$$f_t^I = \text{Encoder}^I(I_t). \quad (1)$$

The query features f_{t-1}^Q is used to retrieve features in our memory bank to output the fused feature f_{t-1}^G :

$$f_{t-1}^G = \text{Memory_read}(f_{t-1}^Q, f^K, f^V), \quad (2)$$

where f^K and f^V are memory key and value features.

Feature decoding. The fused feature f_{t-1}^G and the visual feature f_t^I are fed into two intertwined decoders that process them jointly via cross-attention. This can enable the model to reason the spatial relationship between two features:

$$f_t^{H'}, f_{t-1}^H = \text{Decoder}(f_t^I, f_{t-1}^G). \quad (3)$$

The feature $f_t^{H'}$ decoded by the target decoder is fed into an MLP head to generate the query feature for the next step:

$$f_t^Q = \text{head}_{\text{query}}^{\text{target}}(f_t^{H'}, f_t^I). \quad (4)$$

The feature f_{t-1}^H decoded by the reference decoder is fed into an MLP head to generate the pointmap and confidence:

$$X_{t-1}, C_{t-1} = \text{head}_{\text{out}}^{\text{ref}}(f_{t-1}^H). \quad (5)$$

Note that we also generate a pointmap and confidence from $f_t^{H'}$ only for supervision.

Memory encoding. The feature and predicted pointmap of the reference decoder are used for encoding the memory key and value features:

$$f_{t-1}^K = \text{head}_{\text{key}}^{\text{ref}}(f_{t-1}^H, f_{t-1}^I), \quad (6)$$

$$f_{t-1}^V = \text{Encoder}^V(X_{t-1}) + f_{t-1}^K. \quad (7)$$

Since memory key and value features have information from both geometric features and visual features, it enables memory readout based on both appearance and distance.

Discussion. Compared to DUST3R [81], our architecture has one more lightweight memory encoder and two MLP heads for encoding the query, memory key, and memory value features. For decoders, DUST3R [81] contains two decoders - a reference decoder that reconstructs the first image in the canonical coordinate system, and a target decoder that reconstructs the second image in the coordinate system of the first image. In contrast, we repurpose the two decoders in DUST3R [81]. The target decoder is mainly used to produce features for querying the memory while the reference decoder takes the fused features from memory for reconstruction. In terms of the initialization, we directly use two visual features.

3.2. Spatial memory

Fig. 4 shows an overview of the spatial memory that consists of a dense working memory, a sparse long-term memory, and a memory query mechanism for extracting features from the memory, which we will describe next.

Memory query. The spatial memory stores all key $f^K \in \mathbb{R}^{Bs \times (T \cdot P) \times C}$ and value $f^V \in \mathbb{R}^{Bs \times (T \cdot P) \times C}$ features. To compute fused feature f_{t-1}^G , we apply a cross attention using query feature $f_{t-1}^Q \in \mathbb{R}^{Bs \times P \times C}$ for memory reading:

$$f_{t-1}^G = A_{t-1} f^V + f_{t-1}^Q, \quad (8)$$

where $A_{t-1} \in \mathbb{R}^{Bs \times P \times (T \cdot P)}$ is the attention map:

$$A_{t-1} = \text{Softmax}\left(\frac{f_{t-1}^Q (f^K)^\top}{\sqrt{C}}\right). \quad (9)$$

This attention map contains a dense attention weight for each token in the current query with respect to all tokens in memory keys (See Fig. 8). We apply an attention dropout of 0.15 during training to encourage the model to reason the geometry from a subset of the memory values.

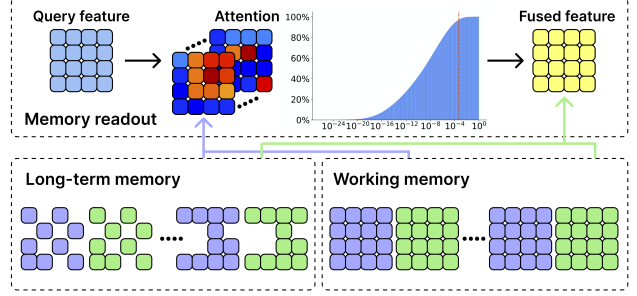


Figure 4. **Overview of our spatial memory.** Our memory contains a dense working memory chunk and a sparse long-term memory chunk. For each memory query, all tokens in both long-term memory and working memory will be used for generating attention weight and the fused feature. We also visualize the cumulative histogram of the values in attention weight.

In practice, we observe that at inference, most of the attention weights are relatively small, as illustrated in the cumulative histogram of Fig. 4. However, despite their small weights, the corresponding patches can be significantly distant from the query patches or even outliers. In the end, their memory values might still have a non-negligible impact on the fused features. To mitigate the impact of these outlier features, we apply a hard clipping threshold of 5×10^{-4} and re-normalize the attention weights.

Working memory. The working memory consists of dense memory features from the most recent 5 frames. For each incoming memory feature, we first correlate its key feature with each key feature in working memory. We only insert new key and value features into working memory if their maximum similarity is less than 0.95. Once the working memory is full, the oldest memory features are drained into long-term memory.

Long-term memory. During the inference, long-term memory features accumulate over time, which can increase GPU memory usage and slow down speed. Inspired by XMem [16], which mimics human memory models [5] via memory consolidation, we design a similar strategy to sparsify the long-term memory. Specifically, for each token in long-term memory keys, we keep track of its accumulated attention weights (i.e., A in Eq. 9). Once the long-term memory reaches a predefined threshold, we perform memory sparsification by retaining only the top-k tokens.

3.3. Training and Inference

Objective function. Following Dust3R [81], we train our model by a simple confidence-aware regression loss. We additionally include a scale loss to encourage the average distance of the predicted point cloud to become smaller than the ground truth. The overall loss is

$$\mathcal{L} = \mathcal{L}_{\text{conf}} + \mathcal{L}_{\text{scale}}. \quad (10)$$

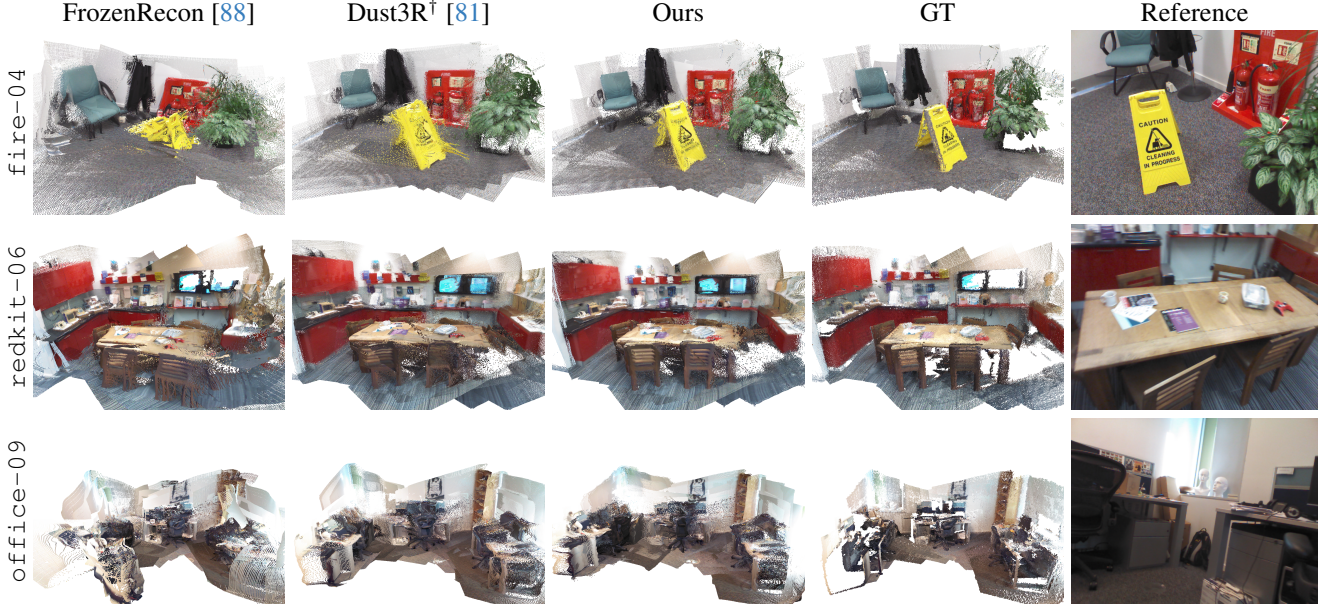


Figure 5. **Qualitative examples.** We show qualitative examples of DUST3R[†] [81], FrozenRecon [88] for a comprehensive comparison. Our method shows competitive results in comparison to other offline methods. However, since our method runs online without any optimization-based alignment, it can potentially lead to drift issues in some challenging scenarios (See Office-09).

Note that to compute $\mathcal{L}_{\text{conf}}$, both the predicted and ground truth pointmaps are normalized by their average distance. We tried to fix this scale based on the first two-view prediction during initial experiments, but it does not work well due to the presence of outliers and the unbounded nature of the outdoor scene, Co3D [58], for instance.

Curriculum training. Due to GPU memory constraints, we train our model by randomly sampling 5 frames per video sequence. Thus, the memory bank contains only a 4-frame memory at maximum during training. To ensure the model adapts to diverse camera motions and long-term feature matching, we gradually increase the sample window size throughout the training. For the last 25% epochs, we gradually decrease the window size to ensure the training frame interval aligns with the inference frame interval.

Inference. Our model naturally fits sequential data, i.e. video sequence. For unordered image collections, we can build a dense pairwise graph as in DUST3R [81]. The pair with the highest confidence will be used for initialization. Then, we can either build a minimum spanning tree based on pairwise confidence to determine the order or directly feed the remaining images into our model to identify the next best image based on the predicted confidence. Note that the confidence map in DUST3R [81] involves an exponential function, which tends to overweight patches with higher confidence. In our case, we find that map it back to a sigmoid function for view selection can improve the robustness of the reconstruction.

4. Experiments

4.1. Setup

Datasets. DUST3R [81] adopts a mixture of 8 datasets: Habitat [62], MegaDepth [43], ARKitScenes [9], Static Scenes 3D [49], BlendedMVS [90], ScanNet++ [92], Co3D-v2 [58], and Waymo [74]. We choose a subset of datasets: Habitat [62], ScanNet [20], ScanNet++ [92], ARKitScenes [9], BlendedMVS [90], Co3D-v2 [58] for training our model. Note that for Habitat [62], we only use a small subset of the scenes to synthesize data for training. To demonstrate the generalization ability of our model, we quantitatively evaluate our model on 3 unseen datasets: 7Scenes [67], NRGBD [6], and DTU [1].

Baselines. We consider DUST3R [81] as our primary baseline. Additionally, we compare with FrozenRecon [88] on indoor scene reconstruction. FrozenRecon is a test-time optimization method that jointly optimizes camera parameters along with the scale and shift factor of the depth map from the off-the-shelf monocular depth estimation model. All evaluations are performed on a single NVIDIA 4090 GPU with 24GB of memory. DUST3R[†] denotes running DUST3R’s final weight with 224×224 images as running full reconstruction on 512×384 images cannot fit in 24GB memory. We include both results of DUST3R on few-view reconstruction for a comprehensive comparison.

Metrics. We use *accuracy*, *completion* and *normal consistency* as in prior works [6, 78, 95]. The predicted dense

Method	Optim.	Onl.	7 scenes						NRGBD						FPS
			Acc↓		Comp↓		NC↑		Acc↓		Comp↓		NC↑		
			Mean	Med.	Mean	Med.	Mean	Med.	Mean	Med.	Mean	Med.	Mean	Med.	
F-Recon [88]	✓		0.1243	0.0762	0.0554	0.0231	0.6189	0.6885	0.2855	0.2059	0.1505	0.0631	0.6547	0.7577	<0.1
Dust3R [†] [81]	✓		0.0286	0.0123	0.0280	0.0091	0.6681	0.7683	0.0544	0.0251	0.0315	0.0103	0.8024	0.9529	0.78
Ours		✓	0.0342	0.0148	0.0241	0.0085	0.6635	0.7625	0.0691	0.0315	0.0291	0.0110	0.7775	0.9371	65.49
Dust3R [81] (FV)	✓		0.0188	0.0087	0.0234	0.0096	0.7851	0.8985	0.0392	0.0167	0.0342	0.0121	0.8765	0.9757	0.48
Dust3R [†] [81] (FV)	✓		0.0279	0.0133	0.0276	0.0108	0.7630	0.8841	0.0591	0.0266	0.0409	0.0136	0.8305	0.9556	1.42
Ours* (FV)			0.0233	0.0108	0.0246	0.0104	0.7791	0.9003	0.0587	0.0239	0.0390	0.0132	0.8384	0.9616	5.83
Ours (FV)		✓	0.0239	0.0111	0.0247	0.0103	0.7768	0.8985	0.0611	0.0254	0.0392	0.0135	0.8330	0.9593	72.04

Table 1. **Quantitative results on 7Scenes [67] and NRGBD [6] datasets.** DUST3R[†] indicates using DUST3R’s final weights on 224×224 images, same as our input resolution, to fit within 24GB GPU memory. For few-view (FV) reconstruction, we use the 8-frame pairs [26] as in SimpleRecon [63]. Note that evaluating DUST3R at the original resolution may benefit from increased visual overlapping.

Method	Opt.	Onl.	Acc↓		Comp↓		NC↑	
			Mean	Med.	Mean	Med.	Mean	Med.
Dust3R [81]	✓		2.114	1.159	2.033	0.914	0.749	0.849
Dust3R[†] [81]	✓		2.296	1.297	2.158	1.002	0.747	0.848
Ours*			2.902	1.273	2.120	0.937	0.732	0.836
Ours		✓	4.785	2.268	2.743	1.295	0.721	0.823
Dust3R [81] (FV)	✓		2.128	1.241	2.464	1.228	0.797	0.889
Dust3R[†] [81] (FV)	✓		2.511	1.484	2.661	1.230	0.788	0.883
Ours* (FV)			3.055	1.600	2.878	1.345	0.781	0.878
Ours (FV)		✓	3.375	1.782	2.870	1.338	0.777	0.875

Table 2. **Quantitative results on DTU [1] dataset.** For few-view (FV) reconstruction, we use pairs provided in MVSNet [89].

pointmap is directly compared with the back-projected per-point depth, excluding invalid and background points if applicable. Since the reconstruction is up to an unknown scale, we align the reconstruction following DUST3R [81]. For DUST3R[†] and our method, 224×224 inputs are generated using resizing and center cropping. Evaluation on DUST3R and FrozenRecon with full-resolution images is restricted to the same 224×224 region for fairness. However, evaluating on full-resolution (4:3) may benefit from increased visual overlapping compared to 224×224 (1:1). **Implementation details.** We initialize part of our model with pre-trained weights from DUST3R [81, 82] with ViT-large [25] encoder, ViT-base decoders, and a DPT head [57]. For the memory encoder, we employ a light-weight ViT containing 6 self-attention blocks with the embedding dimension of 1024. Due to the computational constraint, we only train our model on 224×224 images for 120 epochs using AdamW optimizer with a learning rate of $5e-5$ and $\beta = (0.9, 0.95)$. The training takes around 10 days on 8 V100 GPUs, each with 32GB memory. The batch size is 2 per GPU, which leads to the effective batch size of 16.

4.2. Evaluation

Scene-level reconstruction. We compare the reconstruction quality with FrozenRecon [88] and DUST3R [81], both of which are offline dense reconstruction methods that in-

Method	Acc↓		Comp↓		NC↑	
	Mean	Med.	Mean	Med.	Mean	Med.
w/o lm	0.2554	0.1419	0.1470	0.0872	0.5964	0.6523
w/o clip	0.0349	0.0161	0.0249	0.0090	0.6627	0.7614
Full	0.0342	0.0148	0.0241	0.0085	0.6635	0.7625

Table 3. **Ablation studies on spatial memory.** w/o lm: use working memory only. w/o clipping the attention weight.

volve optimization-based alignment. As shown in Tab. 1, our model shows competitive online reconstruction quality compared to the other two offline methods while being significantly faster. This is because our model is able to predict the pointmap in a common coordinate system without the need for test-time optimization. For few-view reconstruction, our model achieves performance on par with DUST3R[†]. However, since our model is trained on 224×224 images, it shows a performance gap compared to DUST3R which uses 512×384 images for reconstruction, especially on the NRGBD [6] dataset, which contains many thin structures. Fig. 5 shows three qualitative examples on the 7scenes [67] dataset, where our model demonstrates comparable results to DUST3R[†]. However, due to the absence of bundle adjustment, our model may drift. This is shown in Office-09, where a strong specular reflection in the corner causes inaccurate prediction, eventually leading to drift.

Object-level reconstruction. In Tab. 2, we evaluate the object-level reconstruction on DTU [1] dataset. DTU contains a challenging camera trajectory, starting from a top-down view, which makes online reconstruction particularly difficult. For offline reconstruction, our method achieves performance on par with DUST3R[†] in terms of median Acc, Comp, and NC. It is important to note that DTU contains a black background with many thin structures (see Fig. 8). As a result, our model may produce floaters around the edges, which receive significant penalties in terms of mean Acc.

Run-time and memory footprint. Our default setting of online reconstruction can run around 65fps with 11GB GPU memory on a single 4090 GPU.




Figure 6. **Online reconstruction.** We visualize the process of our online reconstruction in two indoor scenes. In both cases, our model shows its understanding of the regularity of the indoor scene, i.e., the Manhattan World Assumption. Our model can infer the geometry of the textureless wall based on those learned regularity. However, during loop closing, our model may not fill the geometry accurately due to the accumulated errors and outliers (noisy points around the window in the second scene.)

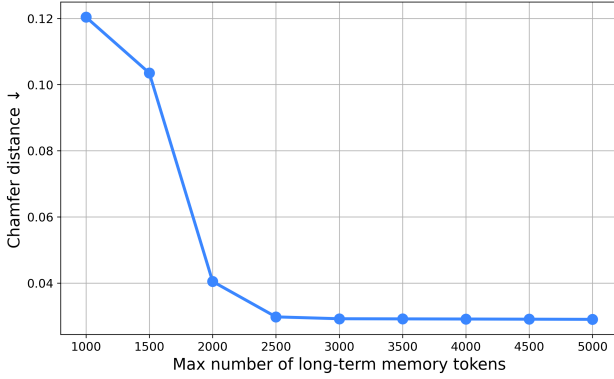


Figure 7. **Ablation study on memory size.** We plot Chamfer distance against the max number of tokens in long-term memory.

4.3. Analysis

Effect of the memory bank. We conduct an ablation study on our memory bank in Tab. 3. Without long-term memory (w/o lm), the model tends to drift quickly when relying only on the working memory, which consists of the most recent 5 frames. Additionally, without clipping attention weight, the performance of our model can degrade in certain scenes. This occurs because despite most attention weight values being small (See Fig. 4), the corresponding memory values can still differ significantly, especially when the geometry prediction contains outliers. Filtering out those small attention weights can improve the robustness of our reconstruction pipeline in various challenging scenarios. Fig. 7 shows the reconstruction quality with respect to different long-term memory sizes. In practice, we find that 4000 memory tokens are sufficient for most scenes.

Online reconstruction. We visualize the online reconstruction of two indoor scenes in Fig. 6. From the results, we can see our method can achieve the online reconstruction of the indoor scene even in some challenging scenarios (textureless walls). This shows a certain level of understanding of

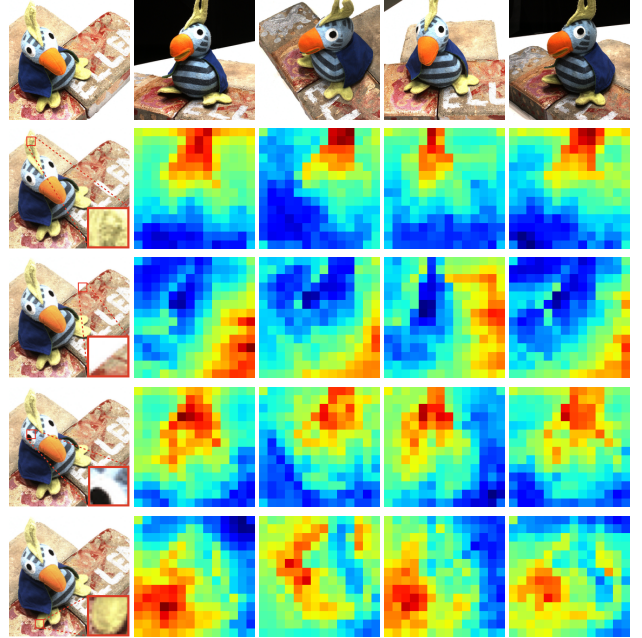


Figure 8. **Visualization of the attention map.** We visualize the attention weight of selected patches with respect to all tokens in the memory. The results show robustness toward visually similar patches (e.g., right eye/feet).

the regularity presented in indoor scenes, i.e. Manhattan World Assumption. However, one limitation is that due to the accumulated errors and outliers, our model may not fill the geometry correctly when the loop closes (See last column of Fig. 6).

Visualization of affinity map. In Fig. 8, we visualize the attention weights corresponding to different patches in the query frame throughout the memory frames. To read out from memory, we project visual features and geometry features from two decoders into query features and memory key features as in Eq. 4 and Eq. 7. This can help to distin-



Figure 9. **Qualitative examples in various real-world datasets.** We visualize several reconstruction results of Spann3R on Map-free Reloc [4], ETH3D [66], MipNeRF-360 [7], NeRF [50] and TUM-RGBD [70] datasets to demonstrate the generalization ability of our methods on different type of scenes, including indoor, outdoor, object-level, scene-level reconstruction.

guish the parts with similar appearance and semantics but in different locations (e.g. the right eye and foot of the toy).

Generalization to other unseen datasets. We demonstrate the generalization capability of Spann3R through qualitative examples of reconstructions shown in Fig. 9. These examples include results from the Map-free Reloc [4], ETH3D [66], MipNeRF-360 [7], NeRF [50] and TUM-RGBD [70] datasets. The results illustrate that Spann3R can generalize to different types of scenes and has a certain level of robustness across various challenging scenarios.

4.4. Discussion

Despite showing competitive results across various datasets, our method still has some inherent limitations. We will describe several limitations and potential directions next.

Large-scale scene reconstruction. Our model can deal with large-scale object-centric scenes fairly well. However, in cases where the camera continuously moves forward or reconstructs large multi-room scenes, our model might fail. This limitation arises due to the limited memory size during training. Since our training process assumes the camera pose of the first frame is the identity, training on just 5 frames typically spans only a limited spatial region. To address this issue, one approach could be to restart our model every few frames and then align the different fragments using PnP-RANSAC. Alternatively, a more scalable sampling strategy in training or a more structured memory system at inference is needed to overcome this challenge.

Bundle adjustment. For an incremental reconstruction pipeline, bundle adjustment is usually of great importance for mitigating error accumulation. In the case of Spann3R, the question would be: Can we learn to update and fuse our memory when incorporating new observations? Alternatively, since the concept of Spann3R is to predict the next frame based on previous predictions, we could potentially

integrate traditional bundle adjustment techniques to correct the geometry. The model could then encode this corrected geometry into the spatial memory, leading to more accurate predictions in subsequent frames.

Training data. Due to the constraint of the computational resources, we only train our model across 4 datasets using five 224×224 images sampled from the entire sequence. We expect training on the entire datasets of DUST3R [81], either with more than five images or at a higher 512 resolution, could further improve the accuracy. Moreover, the current model relies on a substantial amount of posed RGB-D data. It is worth exploring how to effectively learn data-driven prior from casual videos using self-supervised training.

5. Conclusion

We have presented Spann3R, a model capable of achieving incremental reconstruction from RGB images without requiring prior knowledge of the camera parameters. By introducing the concept of spatial memory, which encodes previous states for next-frame prediction, Spann3R reconstructs scenes through a simple forward pass with a transformer-based architecture, eliminating the need for test-time optimization. This enables online reconstruction in real time. Trained on various large-scale datasets, Spann3R demonstrates competitive reconstruction quality and generalization ability across various scenarios. Future work includes extending our method to handle large-scale scenes, incorporating bundle adjustment techniques, and exploring self-supervised training on casual videos.

Acknowledgements. The research presented here has been supported by a sponsored research award from Cisco Research and the UCL Centre for Doctoral Training in Foundational AI under UKRI grant number EP/S021566/1. This project made use of time on Tier 2 HPC facility JADE2, funded by EPSRC (EP/T022205/1).

3D Reconstruction with Spatial Memory

Supplementary Material

6. Additional details

Training loss. The confidence loss as in DUST3R [81] is:

$$\mathcal{L}_{\text{conf}} = \sum_t \sum_{i \in \mathcal{V}} C_t^i \mathcal{L}_{\text{reg}}(i) - \alpha \log C_t^i, \quad (11)$$

where \mathcal{V} is the set of all valid pixels. The confidence C_t^i is an exponential function of the raw output of the network \hat{C}_t^i :

$$C_t^i = 1 + \exp(\hat{C}_t^i) \quad (12)$$

In confidence loss $\mathcal{L}_{\text{conf}}$, α controls the total confidence score the model needs to distribute to the loss of each pixel. Since the regions with larger depths usually have a larger loss, the model assigns more confidence weight to regions with smaller depths. This loss shares a similar spirit to other depth representations, e.g., inverse depth, which gives more weight to pixels with smaller depth. However, instead of explicitly encoding the depth, this confidence loss let the model learn the weight function along the training. Our scale loss is defined as:

$$\mathcal{L}_{\text{scale}} = \max(0, \bar{X} - \bar{X}_{\text{gt}}), \quad (13)$$

where \bar{X} and \bar{X}_{gt} are the average distance of all predicted and ground-truth points to the origin. The scale loss encourages the predicted scale to be smaller than the GT scale to prevent the model from learning trivial solutions.

To tune the hyper-parameter α , we find that the best way is to ensure the overall training loss becomes smaller than 0 after 30% of epochs. A typical sign of choosing the α that is not big enough is the $\mathcal{L}_{\text{scale}}$ becomes quite large along the training. This indicates that some pixels with large depths make the model predict the trivial solutions. We find that $\alpha \geq 0.4$ achieves the best results in our case.

Curriculum training. Given the minimal and maximum sampling interval T_{min} and T_{max} between adjacent frames, our curriculum sampling can be written as:

$$T = T_{\text{min}} + \eta_a (T_{\text{max}} - T_{\text{min}}), \quad (14)$$

where η_a is the active ratio of the training ratio η :

$$\eta_a = \begin{cases} \min(1, 2\eta) & \text{if } \eta < 0.75 \\ \max(0.5, 4 - 4\eta) & \text{otherwise} \end{cases} \quad (15)$$

7. Additional analysis

Ablation study on view selection. Since the confidence function in Eq. 12 tends to over-weight patches with higher

Method	Acc↓		Comp↓		NC↑	
	Mean	Med.	Mean	Med.	Mean	Med.
Ours* (exp)	3.099	1.361	2.247	0.993	0.731	0.835
Ours*	2.902	1.273	2.120	0.937	0.732	0.836

Table 4. **Ablation study on view selection.** Ours* (exp): exponential confidence function for view selection as in DUST3R [81]. Ours*: sigmoid confidence function for view selection.

datasets	Method	Acc↓		Comp↓		NC↑	
		Mean	Med.	Mean	Med.	Mean	Med.
7scenes	Dust3R[†]	0.0286	0.0123	0.0280	0.0091	0.6681	0.7683
	Dust3R^{ours}	0.0278	0.0117	0.0247	0.0101	0.6775	0.7842
	Ours	0.0342	0.0148	0.0241	0.0085	0.6635	0.7625
7scenes (FV)	Dust3R[†]	0.0279	0.0133	0.0276	0.0108	0.7630	0.8841
	Dust3R^{ours}	0.0242	0.0114	0.0249	0.0106	0.7785	0.9003
	Ours	0.0239	0.0111	0.0247	0.0103	0.7768	0.8985
NRGBD	Dust3R[†]	0.0544	0.0251	0.0315	0.0103	0.8024	0.9529
	Dust3R^{ours}	0.0644	0.0246	0.0396	0.0110	0.8041	0.9623
	Ours	0.0691	0.0315	0.0291	0.0110	0.7775	0.9371
NRGBD (FV)	Dust3R[†]	0.0591	0.0266	0.0409	0.0136	0.8305	0.9556
	Dust3R^{ours}	0.0606	0.0252	0.0407	0.0143	0.8439	0.9630
	Ours	0.0611	0.0254	0.0392	0.0135	0.8330	0.9593

Table 5. **Ablation study on Dust3R^{ours} on indoor scene.**

datasets	Method	Acc↓		Comp↓		NC↑	
		Mean	Med.	Mean	Med.	Mean	Med.
DTU	Dust3R[†]	2.296	1.297	2.158	1.002	0.747	0.848
	Dust3R^{ours}	3.386	1.469	2.228	1.017	0.734	0.837
	Ours*	2.902	1.273	2.120	0.937	0.732	0.836
DTU (FV)	Dust3R[†]	2.511	1.484	2.661	1.230	0.788	0.883
	Dust3R^{ours}	3.875	1.869	2.916	1.438	0.777	0.874
	Ours* (FV)	3.055	1.600	2.878	1.345	0.781	0.878

Table 6. **Ablation study on Dust3R^{ours} on DTU.**

confidence, we instead use the sigmoid function for view selection of the offline reconstruction. The overall confidence function becomes:

$$C = \frac{C_1 - 1}{C_1} + \frac{C_2 - 1}{C_2}. \quad (16)$$

The difference in performance is illustrated in Tab. 4.

Ablation study on DUST3R in Spann3R. Since our model inherits from the network architecture of DUST3R [81], we can directly compare the performance of the ViT encoder with two decoders in our model, denoted as DUST3R^{ours}, with the original DUST3R. As shown in Tab. 5 and Tab. 6, even though we re-purpose the two decoders, DUST3R^{ours} still shows on-par median accuracy and completion and consistent better normal consistency compared to DUST3R[†]

Scene	Method	Acc↓		Comp↓		NC↑	
		Mean	Med.	Mean	Med.	Mean	Med.
chess03	Dust3R [†]	0.0270	0.0093	0.0180	0.0055	0.6351	0.7144
	Ours	0.0237	0.0072	0.0193	0.0052	0.6505	0.7389
chess05	Dust3R [†]	0.0335	0.0141	0.0178	0.0080	0.6352	0.7156
	Ours	0.0229	0.0073	0.0142	0.0058	0.6413	0.7249
pumpkin01	Dust3R [†]	0.0337	0.0133	0.0292	0.0123	0.7302	0.8509
	Ours	0.0271	0.0131	0.0205	0.0087	0.7068	0.8258
pumpkin07	Dust3R [†]	0.0193	0.0055	0.0132	0.0052	0.6793	0.7860
	Ours	0.0178	0.0062	0.0164	0.0060	0.6832	0.7929
stairs01	Dust3R [†]	0.0636	0.0357	0.1023	0.0193	0.6475	0.7476
	Ours	0.0739	0.0421	0.0672	0.0151	0.6507	0.7496
stairs04	Dust3R [†]	0.0475	0.0212	0.0900	0.0174	0.6446	0.7335
	Ours	0.0390	0.0160	0.0357	0.0069	0.6588	0.7589
fire03	Dust3R [†]	0.0112	0.0044	0.0096	0.0042	0.6539	0.7474
	Ours	0.0089	0.0042	0.0086	0.0039	0.6523	0.7454
fire04	Dust3R [†]	0.0104	0.0037	0.0111	0.0037	0.6515	0.7408
	Ours	0.0086	0.0034	0.0098	0.0036	0.6556	0.7472
office02	Dust3R [†]	0.0462	0.0179	0.0381	0.0145	0.6819	0.7957
	Ours	0.0403	0.0187	0.0223	0.0124	0.6843	0.7969
office06	Dust3R [†]	0.0257	0.0152	0.0218	0.0094	0.7195	0.8477
	Ours	0.0879	0.0414	0.0420	0.0154	0.6731	0.7823
office07	Dust3R [†]	0.0270	0.0132	0.0224	0.0126	0.6864	0.7944
	Ours	0.0269	0.0127	0.0232	0.0101	0.6740	0.7772
office09	Dust3R [†]	0.0351	0.0165	0.0281	0.0102	0.6777	0.7854
	Ours	0.0791	0.0279	0.0541	0.0192	0.6579	0.7560
redkit03	Dust3R [†]	0.0250	0.0112	0.0183	0.0087	0.6983	0.8186
	Ours	0.0367	0.0203	0.0158	0.0075	0.6765	0.7849
redkit04	Dust3R [†]	0.0184	0.0069	0.0235	0.0059	0.6570	0.7509
	Ours	0.0242	0.0083	0.0179	0.0061	0.6532	0.7467
redkit06	Dust3R [†]	0.0240	0.0127	0.0170	0.0075	0.6533	0.7442
	Ours	0.0285	0.0120	0.0214	0.0087	0.6404	0.7229
redkit12	Dust3R [†]	0.0191	0.0068	0.0161	0.0074	0.6423	0.7271
	Ours	0.0257	0.0091	0.0178	0.0076	0.6364	0.7211
redkit14	Dust3R [†]	0.0216	0.0087	0.0197	0.0080	0.6332	0.7106
	Ours	0.0187	0.0086	0.0171	0.0070	0.6427	0.7264
heads01	Dust3R [†]	0.0256	0.0056	0.0082	0.0037	0.6983	0.8180
	Ours	0.0267	0.0082	0.0098	0.0043	0.7056	0.8288
Avg.	Dust3R [†]	0.0286	0.0123	0.0280	0.0091	0.6681	0.7683
	Ours	0.0342	0.0148	0.0241	0.0085	0.6635	0.7625

Table 7. Per-scene results on 7scenes dataset.

on indoor scene reconstruction. This opens up the possibility of combining optimization-based techniques in Dust3R with Spann3R within one set of model parameters. Additionally, the inferior results on DTU datasets might be due to 1) Our training set only consists of a small fraction of object-centric scenes. 2) Dust3R uses an internal pair selection model, which can potentially boost the performance of the object-centric scenes. In contrast, we use a simple strategy of random sampling.

Per-scene performance. We show a per-scene break-

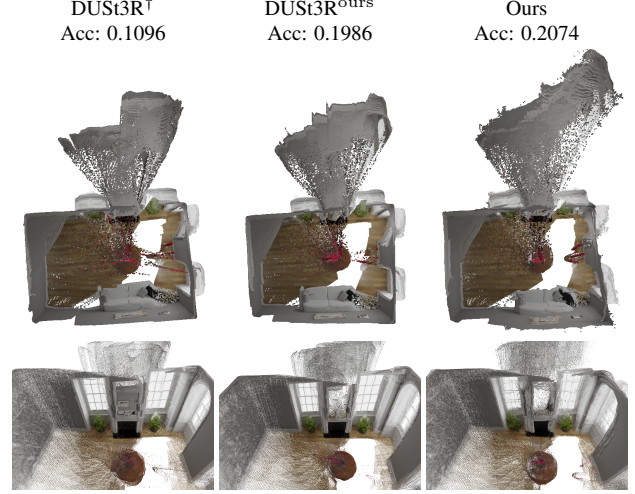


Figure 10. Qualitative example of outlier scene on NRGBD. Due to the presence of the mirror, only Dust3R[†] reconstructs the geometry of the mirror and produces fewer floaters. We hypothesize this is due to more synthetic training data used in Dust3R.

Scene	Method	Acc↓		Comp↓		NC↑	
		Mean	Med.	Mean	Med.	Mean	Med.
SC	Dust3R [†]	0.0731	0.0370	0.0296	0.0107	0.7404	0.9018
	Ours	0.0740	0.0359	0.0249	0.0106	0.7234	0.8779
CK	Dust3R [†]	0.0553	0.0252	0.0242	0.0113	0.8167	0.9706
	Ours	0.0916	0.0356	0.0310	0.0139	0.7811	0.9460
GWR	Dust3R [†]	0.1097	0.0348	0.0342	0.0170	0.8198	0.9625
	Ours	0.2074	0.0646	0.0499	0.0224	0.7628	0.9262
MA	Dust3R [†]	0.0220	0.0154	0.0158	0.0090	0.8126	0.9728
	Ours	0.0250	0.0173	0.0160	0.0077	0.8089	0.9677
GR	Dust3R [†]	0.0330	0.0232	0.0554	0.0086	0.8003	0.9534
	Ours	0.0486	0.0341	0.0529	0.0101	0.7816	0.9423
Kit.	Dust3R [†]	0.0965	0.0438	0.0656	0.0177	0.8157	0.9732
	Ours	0.0649	0.0359	0.0333	0.0132	0.8140	0.9683
WR	Dust3R [†]	0.0300	0.0170	0.0119	0.0071	0.7866	0.9352
	Ours	0.0426	0.0270	0.0169	0.0081	0.7500	0.9022
BR	Dust3R [†]	0.0476	0.0211	0.0343	0.0061	0.7460	0.9162
	Ours	0.0472	0.0215	0.0255	0.0067	0.7613	0.9312
TG	Dust3R [†]	0.0228	0.0084	0.0130	0.0054	0.8838	0.9911
	Ours	0.0207	0.0119	0.0120	0.0065	0.8150	0.9719
Avg.	Dust3R [†]	0.0544	0.0251	0.0315	0.0103	0.8024	0.9529
	Ours	0.0691	0.0315	0.0291	0.0110	0.7775	0.9371

Table 8. Per-scene results on NRGBD dataset.

down of quantitative results in Tab. 7 and Tab. 8. Our method achieves competitive per-scene results compared to Dust3R. However, in some challenging scenes, our model might produce more outliers compared to Dust3R, which leads to a higher accuracy score. Fig 10 shows an example on the NRGBD dataset, where the scene contains a mirror. This leads our model to produce more outliers and eventually leads to twice higher accuracy compared to Dust3R.

References

- [1] Henrik Aanaes, Rasmus Ramsbøl Jensen, George Vogiatzis, Engin Tola, and Anders Bjarholm Dahl. Large-scale data for multiple-view stereopsis. *IJCV*, 120:153–168, 2016. [5](#), [6](#)
- [2] Sameer Agarwal, Noah Snavely, Ian Simon, Steven M Seitz, and Richard Szeliski. Building rome in a day. In *ICCV*, pages 72–79, 2009. [1](#), [2](#)
- [3] Sameer Agarwal, Noah Snavely, Steven M Seitz, and Richard Szeliski. Bundle adjustment in the large. In *ECCV*, pages 29–42, 2010. [1](#), [2](#)
- [4] Eduardo Arnold, Jamie Wynn, Sara Vicente, Guillermo Garcia-Hernando, Áron Monszpart, Victor Adrian Prisacariu, Daniyar Turmukhambetov, and Eric Brachmann. Map-free visual relocalization: Metric pose relative to a single image. In *ECCV*, 2022. [8](#)
- [5] Richard C Atkinson and Richard M Shiffrin. Human memory: A proposed system and its control processes. In *Psychology of learning and motivation*, pages 89–195. Elsevier, 1968. [2](#), [3](#), [4](#)
- [6] Dejan Azinović, Ricardo Martin-Brualla, Dan B Goldman, Matthias Nießner, and Justus Thies. Neural rgb-d surface reconstruction. In *CVPR*, pages 6290–6301, 2022. [5](#), [6](#)
- [7] Jonathan T Barron, Ben Mildenhall, Dor Verbin, Pratul P Srinivasan, and Peter Hedman. Mip-nerf 360: Unbounded anti-aliased neural radiance fields. In *CVPR*, pages 5470–5479, 2022. [3](#), [8](#)
- [8] Jonathan T Barron, Ben Mildenhall, Dor Verbin, Pratul P Srinivasan, and Peter Hedman. Zip-nerf: Anti-aliased grid-based neural radiance fields. In *ICCV*, pages 19697–19705, 2023. [3](#)
- [9] Gilad Baruch, Zhuoyuan Chen, Afshin Dehghan, Yuri Feigin, Peter Fu, Thomas Gebauer, Daniel Kurz, Tal Dimry, Brandon Joffe, Arik Schwartz, et al. Arkitscenes: A diverse real-world dataset for 3d indoor scene understanding using mobile rgb-d data. In *NeurIPS Datasets and Benchmarks*, 2021. [5](#)
- [10] Herbert Bay, Andreas Ess, Tinne Tuytelaars, and Luc Van Gool. Speeded-up robust features (surf). *Computer vision and image understanding*, 110(3):346–359, 2008. [1](#), [2](#)
- [11] Wenjing Bian, Zirui Wang, Kejie Li, Jia-Wang Bian, and Victor Adrian Prisacariu. Nope-nerf: Optimising neural radiance field with no pose prior. In *CVPR*, pages 4160–4169, 2023. [3](#)
- [12] Michael Bloesch, Jan Czarnowski, Ronald Clark, Stefan Leutenegger, and Andrew J Davison. Codeslam—learning a compact, optimisable representation for dense visual slam. In *CVPR*, pages 2560–2568, 2018. [1](#)
- [13] Eric Brachmann, Alexander Krull, Sebastian Nowozin, Jamie Shotton, Frank Michel, Stefan Gumhold, and Carsten Rother. Dsac-differentiable ransac for camera localization. In *CVPR*, pages 6684–6692, 2017. [2](#)
- [14] Eric Brachmann, Tommaso Cavallari, and Victor Adrian Prisacariu. Accelerated coordinate encoding: Learning to relocalize in minutes using rgb and poses. In *CVPR*, pages 5044–5053, 2023.
- [15] Eric Brachmann, Jamie Wynn, Shuai Chen, Tommaso Cavallari, Áron Monszpart, Daniyar Turmukhambetov, and Victor Adrian Prisacariu. Scene coordinate reconstruction: Posing of image collections via incremental learning of a relocalizer. *arXiv preprint arXiv:2404.14351*, 2024. [2](#)
- [16] Ho Kei Cheng and Alexander G Schwing. Xmem: Long-term video object segmentation with an atkinson-shiffrin memory model. In *ECCV*, pages 640–658. Springer, 2022. [2](#), [3](#), [4](#)
- [17] Ho Kei Cheng, Yu-Wing Tai, and Chi-Keung Tang. Rethinking space-time networks with improved memory coverage for efficient video object segmentation. In *NIPS*, pages 11781–11794, 2021.
- [18] Ho Kei Cheng, Seoung Wug Oh, Brian Price, Joon-Young Lee, and Alexander Schwing. Putting the object back into video object segmentation. In *CVPR*, pages 3151–3161, 2024. [3](#)
- [19] David Crandall, Andrew Owens, Noah Snavely, and Dan Huttenlocher. Discrete-continuous optimization for large-scale structure from motion. In *CVPR*, pages 3001–3008, 2011. [1](#), [2](#)
- [20] Angela Dai, Angel X Chang, Manolis Savva, Maciej Halber, Thomas Funkhouser, and Matthias Nießner. Scannet: Richly-annotated 3d reconstructions of indoor scenes. In *CVPR*, pages 5828–5839, 2017. [5](#)
- [21] Andrew J Davison, Ian D Reid, Nicholas D Molton, and Olivier Stasse. Monoslam: Real-time single camera slam. *TPAMI*, 29(6):1052–1067, 2007. [1](#), [2](#)
- [22] Daniel DeTone, Tomasz Malisiewicz, and Andrew Rabinovich. Superpoint: Self-supervised interest point detection and description. In *CVPRW*, pages 224–236, 2018. [1](#), [2](#)
- [23] Eric Dexheimer and Andrew J Davison. Learning a depth covariance function. In *CVPR*, pages 13122–13131, 2023. [2](#)
- [24] Carl Doersch, Yi Yang, Mel Vecerik, Dilara Gokay, Ankush Gupta, Yusuf Aytar, Joao Carreira, and Andrew Zisserman. Tapir: Tracking any point with per-frame initialization and temporal refinement. In *ICCV*, pages 10061–10072, 2023. [3](#)
- [25] Alexey Dosovitskiy, Lucas Beyer, Alexander Kolesnikov, Dirk Weissenborn, Xiaohua Zhai, Thomas Unterthiner, Mostafa Dehghani, Matthias Minderer, Georg Heigold, Sylvain Gelly, et al. An image is worth 16x16 words: Transformers for image recognition at scale. In *ICLR*, 2020. [3](#), [6](#)
- [26] Arda Duzceker, Silvano Galliani, Christoph Vogel, Pablo Speciale, Mihai Dusmanu, and Marc Pollefeys. Deep-videomvs: Multi-view stereo on video with recurrent spatio-temporal fusion. In *CVPR*, pages 15324–15333, 2021. [2](#), [6](#)
- [27] Jakob Engel, Thomas Schöps, and Daniel Cremers. Lsdslam: Large-scale direct monocular slam. In *ECCV*, pages 834–849, 2014. [2](#)
- [28] Jakob Engel, Vladlen Koltun, and Daniel Cremers. Direct sparse odometry. *TPAMI*, 40(3):611–625, 2017. [2](#)
- [29] Yasutaka Furukawa and Jean Ponce. Accurate, dense, and robust multiview stereopsis. *TPAMI*, 32(8):1362–1376, 2009. [1](#), [2](#)
- [30] Silvano Galliani, Katrin Lasinger, and Konrad Schindler. Massively parallel multiview stereopsis by surface normal diffusion. In *ICCV*, pages 873–881, 2015. [1](#), [2](#)

- [31] Richard Hartley and Andrew Zisserman. *Multiple view geometry in computer vision*. Cambridge university press, 2003. 1, 2
- [32] Xingyi He, Jiaming Sun, Yifan Wang, Sida Peng, Qixing Huang, Hujun Bao, and Xiaowei Zhou. Detector-free structure from motion. *CVPR*, 2024. 1
- [33] Binbin Huang, Zehao Yu, Anpei Chen, Andreas Geiger, and Shenghua Gao. 2d gaussian splatting for geometrically accurate radiance fields. In *ACM SIGGRAPH*, pages 1–11, 2024. 3
- [34] Huajian Huang, Longwei Li, Hui Cheng, and Sai-Kit Yeung. Photo-slam: Real-time simultaneous localization and photo-realistic mapping for monocular stereo and rgb-d cameras. In *CVPR*, pages 21584–21593, 2024. 3
- [35] Wonbong Jang and Lourdes Agapito. Codenerf: Disentangled neural radiance fields for object categories. In *ICCV*, pages 12949–12958, 2021. 3
- [36] Wonbong Jang and Lourdes Agapito. Nvist: In the wild new view synthesis from a single image with transformers. In *CVPR*, pages 10181–10193, 2024. 3
- [37] Nikita Karaev, Ignacio Rocco, Benjamin Graham, Natalia Neverova, Andrea Vedaldi, and Christian Rupprecht. Co-tracker: It is better to track together. *arXiv preprint arXiv:2307.07635*, 2023. 3
- [38] Bingxin Ke, Anton Obukhov, Shengyu Huang, Nando Metzger, Rodrigo Caye Daudt, and Konrad Schindler. Repurposing diffusion-based image generators for monocular depth estimation. In *CVPR*, pages 9492–9502, 2024. 2
- [39] Nikhil Keetha, Jay Karhade, Krishna Murthy Jatavallabhula, Gengshan Yang, Sebastian Scherer, Deva Ramanan, and Jonathon Luiten. Splatam: Splat track & map 3d gaussians for dense rgb-d slam. In *CVPR*, pages 21357–21366, 2024. 3
- [40] Bernhard Kerbl, Georgios Kopanas, Thomas Leimkühler, and George Drettakis. 3d gaussian splatting for real-time radiance field rendering. *TOG*, 42(4):139–1, 2023. 3
- [41] Georg Klein and David Murray. Parallel tracking and mapping for small ar workspaces. In *ISMAR*, pages 1–10, 2007. 1, 2
- [42] Xin Kong, Shikun Liu, Marwan Taher, and Andrew J Davison. vmap: Vectorised object mapping for neural field slam. In *CVPR*, pages 952–961, 2023. 3
- [43] Zhengqi Li and Noah Snavely. Megadepth: Learning single-view depth prediction from internet photos. In *CVPR*, pages 2041–2050, 2018. 5
- [44] Philipp Lindenberger, Paul-Edouard Sarlin, Viktor Larsson, and Marc Pollefeys. Pixel-perfect structure-from-motion with featuremetric refinement. In *ICCV*, pages 5987–5997, 2021. 2
- [45] Philipp Lindenberger, Paul-Edouard Sarlin, and Marc Pollefeys. Lightglue: Local feature matching at light speed. In *ICCV*, pages 17627–17638, 2023. 2
- [46] David G Lowe. Object recognition from local scale-invariant features. In *ICCV*, pages 1150–1157, 1999. 1, 2
- [47] David G Lowe. Distinctive image features from scale-invariant keypoints. *IJCV*, 60:91–110, 2004. 1, 2
- [48] Hidenobu Matsuki, Riku Murai, Paul HJ Kelly, and Andrew J Davison. Gaussian splatting slam. In *CVPR*, pages 18039–18048, 2024. 3
- [49] Nikolaus Mayer, Eddy Ilg, Philip Hausser, Philipp Fischer, Daniel Cremers, Alexey Dosovitskiy, and Thomas Brox. A large dataset to train convolutional networks for disparity, optical flow, and scene flow estimation. In *CVPR*, pages 4040–4048, 2016. 5
- [50] Ben Mildenhall, Pratul P Srinivasan, Matthew Tancik, Jonathan T Barron, Ravi Ramamoorthi, and Ren Ng. Nerf: Representing scenes as neural radiance fields for view synthesis. In *ECCV*, pages 405–421, 2020. 3, 8
- [51] Alexander Miller, Adam Fisch, Jesse Dodge, Amir-Hossein Karimi, Antoine Bordes, and Jason Weston. Key-value memory networks for directly reading documents. In *EMNLP*, pages 1400–1409, 2016. 2, 3
- [52] Raul Mur-Artal, Jose Maria Martinez Montiel, and Juan D Tardos. Orb-slam: a versatile and accurate monocular slam system. *IEEE transactions on robotics*, 31(5):1147–1163, 2015. 2
- [53] Richard A Newcombe, Shahram Izadi, Otmar Hilliges, David Molyneaux, David Kim, Andrew J Davison, Pushmeet Kohi, Jamie Shotton, Steve Hodges, and Andrew Fitzgibbon. Kinectfusion: Real-time dense surface mapping and tracking. In *ISMAR*, pages 127–136, 2011. 2
- [54] Richard A Newcombe, Steven J Lovegrove, and Andrew J Davison. Dtam: Dense tracking and mapping in real-time. In *ICCV*, pages 2320–2327, 2011. 1, 2
- [55] Seoung Wug Oh, Joon-Young Lee, Ning Xu, and Seon Joo Kim. Video object segmentation using space-time memory networks. In *ICCV*, pages 9226–9235, 2019. 3
- [56] Linfei Pan, Dániel Baráth, Marc Pollefeys, and Johannes Lutz Schönberger. Global structure-from-motion revisited. In *ECCV*, 2024. 2
- [57] René Ranftl, Alexey Bochkovskiy, and Vladlen Koltun. Vision transformers for dense prediction. In *ICCV*, pages 12179–12188, 2021. 6
- [58] Jeremy Reizenstein, Roman Shapovalov, Philipp Henzler, Luca Sbordone, Patrick Labatut, and David Novotny. Common objects in 3d: Large-scale learning and evaluation of real-life 3d category reconstruction. In *ICCV*, pages 10901–10911, 2021. 5
- [59] Jerome Revaud, Yohann Cabon, Romain Brégier, JongMin Lee, and Philippe Weinzaepfel. Sacreg: Scene-agnostic coordinate regression for visual localization. In *CVPRW*, pages 688–698, 2024. 2
- [60] Ethan Rublee, Vincent Rabaud, Kurt Konolige, and Gary Bradski. Orb: An efficient alternative to sift or surf. In *ICCV*, pages 2564–2571, 2011. 1, 2
- [61] Paul-Edouard Sarlin, Daniel DeTone, Tomasz Malisiewicz, and Andrew Rabinovich. Superglue: Learning feature matching with graph neural networks. In *CVPR*, pages 4938–4947, 2020. 1, 2
- [62] Manolis Savva, Abhishek Kadian, Oleksandr Maksymets, Yili Zhao, Erik Wijmans, Bhavana Jain, Julian Straub, Jia Liu, Vladlen Koltun, Jitendra Malik, et al. Habitat: A platform for embodied ai research. In *ICCV*, pages 9339–9347, 2019. 5

- [63] Mohamed Sayed, John Gibson, Jamie Watson, Victor Prisacariu, Michael Firman, and Clément Godard. Simplerecon: 3d reconstruction without 3d convolutions. In *ECCV*, pages 1–19, 2022. 2, 6
- [64] Johannes L Schonberger and Jan-Michael Frahm. Structure-from-motion revisited. In *CVPR*, pages 4104–4113, 2016. 1, 2, 3
- [65] Johannes L Schönberger, Enliang Zheng, Jan-Michael Frahm, and Marc Pollefeys. Pixelwise view selection for unstructured multi-view stereo. In *ECCV*, pages 501–518, 2016. 1, 2
- [66] Thomas Schops, Johannes L Schonberger, Silvano Galliani, Torsten Sattler, Konrad Schindler, Marc Pollefeys, and Andreas Geiger. A multi-view stereo benchmark with high-resolution images and multi-camera videos. In *CVPR*, pages 3260–3269, 2017. 8
- [67] Jamie Shotton, Ben Glocker, Christopher Zach, Shahram Izadi, Antonio Criminisi, and Andrew Fitzgibbon. Scene coordinate regression forests for camera relocalization in rgb-d images. In *CVPR*, pages 2930–2937, 2013. 5, 6
- [68] Noah Snavely, Steven M Seitz, and Richard Szeliski. Photo tourism: exploring photo collections in 3d. *TOG*, 25(3):835–846, 2006. 1, 2
- [69] Enxin Song, Wenhao Chai, Guanhong Wang, Yucheng Zhang, Haoyang Zhou, Feiyang Wu, Haozhe Chi, Xun Guo, Tian Ye, Yanting Zhang, et al. Moviechat: From dense token to sparse memory for long video understanding. In *CVPR*, pages 18221–18232, 2024. 3
- [70] Jürgen Sturm, Nikolas Engelhard, Felix Endres, Wolfram Burgard, and Daniel Cremers. A benchmark for the evaluation of rgb-d slam systems. In *IROS*, pages 573–580, 2012. 8
- [71] Edgar Sucar, Shikun Liu, Joseph Ortiz, and Andrew J Davison. imap: Implicit mapping and positioning in real-time. In *ICCV*, pages 6229–6238, 2021. 3
- [72] Sainbayar Sukhbaatar, Arthur Szlam, Jason Weston, and Rob Fergus. End-to-end memory networks. In *NIPS*, pages 2440–2448, 2015. 2, 3
- [73] Jiaming Sun, Zehong Shen, Yuang Wang, Hujun Bao, and Xiaowei Zhou. Loftr: Detector-free local feature matching with transformers. In *CVPR*, pages 8922–8931, 2021. 1
- [74] Pei Sun, Henrik Kretschmar, Xerxes Dotiwalla, Aurelien Chouard, Vijaysai Patnaik, Paul Tsui, James Guo, Yin Zhou, Yuning Chai, Benjamin Caine, et al. Scalability in perception for autonomous driving: Waymo open dataset. In *CVPR*, pages 2446–2454, 2020. 5
- [75] Chris Sweeney, Torsten Sattler, Tobias Hollerer, Matthew Turk, and Marc Pollefeys. Optimizing the viewing graph for structure-from-motion. In *ICCV*, pages 801–809, 2015. 1, 2
- [76] Zachary Teed and Jia Deng. Raft: Recurrent all-pairs field transforms for optical flow. In *ECCV*, pages 402–419, 2020. 3
- [77] Bill Triggs, Philip F McLauchlan, Richard I Hartley, and Andrew W Fitzgibbon. Bundle adjustment—a modern synthesis. In *ICCVW*, pages 298–372, 2000. 1, 2
- [78] Hengyi Wang, Jingwen Wang, and Lourdes Agapito. Co-slam: Joint coordinate and sparse parametric encodings for neural real-time slam. In *CVPR*, pages 13293–13302, 2023. 3, 5
- [79] Jianyuan Wang, Nikita Karaev, Christian Rupprecht, and David Novotny. Vggsfm: Visual geometry grounded deep structure from motion. In *CVPR*, pages 21686–21697, 2024. 1
- [80] Peng Wang, Lingjie Liu, Yuan Liu, Christian Theobalt, Taku Komura, and Wenping Wang. Neus: learning neural implicit surfaces by volume rendering for multi-view reconstruction. In *NIPS*, pages 27171–27183, 2021. 3
- [81] Shuzhe Wang, Vincent Leroy, Yohann Cabon, Boris Chidlovskii, and Jerome Revaud. Dust3r: Geometric 3d vision made easy. In *CVPR*, pages 20697–20709, 2024. 2, 3, 4, 5, 6, 8, 9
- [82] Philippe Weinzaepfel, Thomas Lucas, Vincent Leroy, Yohann Cabon, Vaibhav Arora, Romain Brégier, Gabriela Csurka, Leonid Antsfeld, Boris Chidlovskii, and Jérôme Revaud. Croco v2: Improved cross-view completion pre-training for stereo matching and optical flow. In *ICCV*, pages 17969–17980, 2023. 6
- [83] Jason Weston, Sumit Chopra, and Antoine Bordes. Memory networks. *arXiv preprint arXiv:1410.3916*, 2014. 2, 3
- [84] Kyle Wilson and Noah Snavely. Robust global translations with 1dsfm. In *ECCV*, pages 61–75, 2014. 1, 2
- [85] Changchang Wu. Towards linear-time incremental structure from motion. In *3DV*, pages 127–134, 2013. 1, 2
- [86] Changchang Wu, Sameer Agarwal, Brian Curless, and Steven M Seitz. Multicore bundle adjustment. In *CVPR*, pages 3057–3064, 2011. 1, 2
- [87] Yuxi Xiao, Qianqian Wang, Shangzhan Zhang, Nan Xue, Sida Peng, Yujun Shen, and Xiaowei Zhou. Spatialtracker: Tracking any 2d pixels in 3d space. In *CVPR*, pages 20406–20417, 2024. 3
- [88] Guangkai Xu, Wei Yin, Hao Chen, Chunhua Shen, Kai Cheng, and Feng Zhao. Frozenrecon: Pose-free 3d scene reconstruction with frozen depth models. In *ICCV*, pages 9276–9286. IEEE, 2023. 5, 6
- [89] Yao Yao, Zixin Luo, Shiwei Li, Tian Fang, and Long Quan. Mvsnet: Depth inference for unstructured multi-view stereo. In *ECCV*, pages 767–783, 2018. 1, 2, 6
- [90] Yao Yao, Zixin Luo, Shiwei Li, Jingyang Zhang, Yufan Ren, Lei Zhou, Tian Fang, and Long Quan. Blendedmvs: A large-scale dataset for generalized multi-view stereo networks. In *CVPR*, pages 1790–1799, 2020. 5
- [91] Lior Yariv, Jiatao Gu, Yoni Kasten, and Yaron Lipman. Volume rendering of neural implicit surfaces. In *NIPS*, pages 4805–4815, 2021. 3
- [92] Chandan Yeshwanth, Yueh-Cheng Liu, Matthias Nießner, and Angela Dai. Scannet++: A high-fidelity dataset of 3d indoor scenes. In *ICCV*, 2023. 5
- [93] Kwang Moo Yi, Eduard Trulls, Vincent Lepetit, and Pascal Fua. Lift: Learned invariant feature transform. In *ECCV*, pages 467–483, 2016. 2
- [94] Wei Yin, Chi Zhang, Hao Chen, Zhipeng Cai, Gang Yu, Kaixuan Wang, Xiaozhi Chen, and Chunhua Shen. Metric3d:

- Towards zero-shot metric 3d prediction from a single image.
In *ICCV*, pages 9043–9053, 2023. [1](#), [2](#)
- [95] Zihan Zhu, Songyou Peng, Viktor Larsson, Weiwei Xu, Hujun Bao, Zhaopeng Cui, Martin R Oswald, and Marc Pollefeys. Nice-slam: Neural implicit scalable encoding for slam.
In *CVPR*, pages 12786–12796, 2022. [3](#), [5](#)