

Order-preserving pattern mining with forgetting mechanism

Yan Li, Chenyu Ma, Rong Gao, Youxi Wu, *Senior Member, IEEE*, Jinyan Li, Wenjian Wang, and Xindong Wu, *Fellow, IEEE*

Abstract—Order-preserving pattern (OPP) mining is a type of sequential pattern mining method in which a group of ranks of time series is used to represent an OPP. This approach can discover frequent trends in time series. Existing OPP mining algorithms consider data points at different time to be equally important; however, newer data usually have a more significant impact, while older data have a weaker impact. We therefore introduce the forgetting mechanism into OPP mining to reduce the importance of older data. This paper explores the mining of OPPs with forgetting mechanism (OPF) and proposes an algorithm called OPF-Miner that can discover frequent OPFs. OPF-Miner performs two tasks, candidate pattern generation and support calculation. In candidate pattern generation, OPF-Miner employs a maximal support priority strategy and a group pattern fusion strategy to avoid redundant pattern fusions. For support calculation, we propose an algorithm called support calculation with forgetting mechanism, which uses prefix and suffix pattern pruning strategies to avoid redundant support calculations. The experiments are conducted on nine datasets and 12 alternative algorithms. The results verify that OPF-Miner is superior to other competitive algorithms. More importantly, OPF-Miner yields good clustering performance for time series, since the forgetting mechanism is employed. All algorithms can be downloaded from <https://github.com/wuc567/Pattern-Mining/tree/master/OPF-Miner>.

Index Terms—pattern mining, time series, forgetting mechanism, order-preserving pattern

1 INTRODUCTION

A time series is an observation sequence measured over a continuous period of time [1–3], and is important in many fields of application, such as the analysis of stock data [4, 5], environment forecasting [6, 7], and traffic-flow prediction [8]. Many methods have been employed for the analysis of time series data, such as generative adversarial networks [9, 10], long short-term memory neural networks [11], matrix profiles [12], and sequential pattern mining [13].

Sequential pattern mining is an important data mining method [14–16] that can be used to discover interesting patterns in time series with good interpretability [17, 18], and is attracting attention from researchers [19]. Previous studies have been based on the idea that a time series needs to be discretized into symbols before sequential pattern mining methods can be used for time series mining [20, 21]. However, existing discretization methods, such as piecewise aggregate approximation [22] and symbolic aggregate approximation [23], have an excessive focus on the values

of the time series data, making it difficult to use existing sequential pattern mining methods to mine frequent trends from such data.

Inspired by order-preserving pattern (OPP) matching [24, 25] in the field of theoretical computer science, an OPP mining approach [26] was proposed in which the relative order of real values was used to represent a pattern that could be used to characterize the trend of time series, and an algorithm called OPP-Miner was developed to mine frequent trends from time series. To further improve the efficiency of OPP-Miner, an efficient OPP mining algorithm EFO-Miner [27] was developed to mine OPPs. Moreover, an order-preserving rule (OPR) mining method was devised to discover the implicit relationships between OPPs [27].

There are two main issues with existing OPP mining methods:

1) They adopt pattern fusion methods to generate candidate patterns, which involve some redundant pattern fusions. Hence, the efficiency of OPP-Miner [26] and EFO-Miner [27] can be improved.

2) More importantly, they consider data points at different time to have equal importance. However, newer data typically have a significant impact, while the impact of older data is relatively weak. Hence, in OPP mining, it is necessary to assign different levels of importance to data at different time, which is similar to the forgetting mechanism of the human brain [28]. A forgetting curve is shown in Fig. 1.

Inspired by the forgetting mechanism [29], we introduce it into sequential pattern mining to reduce the importance of old data. In this study, we explore the mining of OPPs with the forgetting mechanism (OPFs) and propose an effective algorithm named OPF-Miner to discover frequent OPFs. The main contributions of the paper are as follows.

Manuscript received December 8, 2023. (Corresponding authors: Youxi Wu and Jinyan Li).

Yan Li, Chenyu Ma, and Rong Gao are with the School of Economics and Management, Hebei University of Technology, Tianjin, 300400, China (e-mail: lywuc@163.com; mc_y_machenyu@163.com; rgao@hebut.edu.cn).

Youxi Wu is with the School of Artificial Intelligence, Hebei University of Technology, Tianjin, 300400, China (e-mail: wuc567@163.com).

Jinyan Li is with the School of Computer Science and Control Engineering, Shenzhen University of Advanced Technology, Shenzhen 518055, China, and Shenzhen Institute of Advanced Technology, Chinese Academy of Sciences, Shenzhen 518055, China (e-mail: jinyan.li@siat.ac.cn).

Wenjian Wang is with the School of Computer Science and Information Technology, Shanxi University, Taiyuan, 237016, China (e-mail: wjwang@sxu.edu.cn).

Xindong Wu is with the Key Laboratory of Knowledge Engineering with Big Data (the Ministry of Education of China), Hefei University of Technology, Hefei 230009, China (e-mail: xwu@hfut.edu.cn).

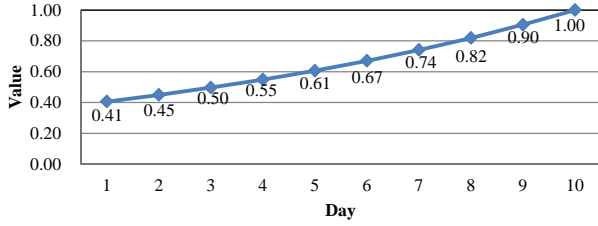


Fig. 1: Example of a forgetting curve

1. To avoid the excessive influence of older data in a time series, we propose an OPF mining scheme that assigns different levels of importance to data at different time in the series, and develop an algorithm called OPF-Miner to mine OPFs effectively.
2. To generate candidate patterns, we propose a maximal support priority strategy to improve the efficiency in a heuristic manner and a group pattern fusion (GP-Fusion) strategy to reduce redundant pattern fusions.
3. To calculate the support, we propose an algorithm called support calculation with forgetting mechanism (SCF) in which prefix and suffix pattern pruning strategies are applied to further reduce redundant support calculations.
4. Our experimental results verify that OPF-Miner has better performance than other competitive algorithms. More importantly, clustering experiments validate that OPF-Miner can be used to realize feature extraction with good performance.

The rest of this paper is organized as follows. Section 2 describes related work. Section 3 presents a definition of the problem. Section 4 introduces the OPF-Miner algorithm, and in Section 5, its performance is validated. Section 6 concludes this paper.

2 RELATED WORK

Sequential pattern mining (SPM) is a very important data mining method [30], since it is easy to understand and can yield results with good interpretability. SPM is typically used to discover subsequences (called patterns) with high frequency, but there are also certain special forms, such as high-utility pattern mining for the discovery of low-frequency but important patterns [31–34], rare pattern mining for low-frequency patterns [35], co-occurrence pattern mining for mining patterns with common prefixes [36, 37], outlier pattern mining for abnormal cases [38], and two-way and three-way SPM for mining patterns with different levels of interests [39, 40]. To reduce the number of patterns mined in this process, approaches such as closed SPM [41–43], maximal SPM [44, 45], and top- k SPM [46, 47] also have been developed. Various mining methods have been designed to meet the needs of users, such as negative sequential pattern mining for mining patterns with missing items [48–50], SPM with gap constraints (repetitive SPM) to discover repetitively occurring patterns [51–54], episode mining with timestamps [55, 56], process pattern mining for event logs [57, 58], incremental sequential pattern mining for uncertain databases [59], and OPP mining for time series [26, 27].

To analyze time series data, traditional methods first employ a symbolization method to discretize the original real values into symbols, and then apply an SPM method to mine the patterns. However, traditional methods focus too much on the values of time series data and overlooks the trend information of the time series. To tackle this issue, OPP mining [26] based on OPP matching [60, 61] was proposed, in which a group of relative orders is used to represent a pattern and the number of occurrences of a pattern in a time series is calculated. OPP-Miner was the first algorithm for OPP mining to employ a pattern matching method and filtration and verification strategies to calculate the support. To improve the efficiency of support calculation, EFO-Miner [27] utilized the results for the sub-patterns to calculate the occurrences of super-patterns. To further reveal the implicit relationships between OPPs, OPR mining was proposed and an algorithm called OPR-Miner was designed [27]. OPP-Miner [26] and OPR-Miner [27] can discover frequent OPPs and strong OPRs, respectively. However, it is difficult to reflect the differences between two classes of time series using these methods. To overcome this drawback, COPP-Miner was proposed [62], which can extract contrast OPPs as features for time series classification.

Existing OPP mining algorithms consider data points at different time to be equally important. However, newer data usually have a more significant impact, while older data have a weaker impact. To address this issue, we introduce the forgetting mechanism into OPP mining to reduce the importance of old data, and propose an OPF mining scheme to mine OPPs with the forgetting mechanism.

3 PROBLEM DEFINITION

Definition 1 (Time series [22]) A time series consists of numerical values of the same statistical indicator arranged in order, and is denoted as $\mathbf{t} = (t_1, \dots, t_i, \dots, t_n)$, where $1 \leq i \leq n$.

Definition 2 (Rank and relative order [24]) Given a time series $\mathbf{t} = (t_1, \dots, t_i, \dots, t_n)$, the rank of element t_i , denoted by $rank_{\mathbf{t}}(t_i)$, is defined by $1 + y$, where y is the number of elements less than t_i in time series \mathbf{t} . The relative order of \mathbf{t} , denoted by $R(\mathbf{t})$, is defined by $R(\mathbf{t}) = (rank_{\mathbf{t}}(t_1), rank_{\mathbf{t}}(t_2), \dots, rank_{\mathbf{t}}(t_n))$.

Definition 3 (Order-preserving pattern, OPP [24]) A pattern represented by the relative order of a sub-time series is called an OPP.

Example 1 Given a pattern $\mathbf{p} = (15, 32, 29)$, we know that 15 is the smallest value in \mathbf{p} , i.e., $rank_{\mathbf{p}}(15) = 1$. Similarly, $rank_{\mathbf{p}}(32) = 3$ and $rank_{\mathbf{p}}(29) = 2$. Thus, the OPP of \mathbf{p} is $R(\mathbf{p}) = (1, 3, 2)$.

Definition 4 (Occurrence [26]) Given a time series $\mathbf{t} = (t_1, \dots, t_i, \dots, t_n)$ and a pattern $\mathbf{p} = (p_1, p_2, \dots, p_m)$, if there exists a sub-time series $\mathbf{t}' = (t_i, t_{i+1}, \dots, t_{i+m-1})$ ($1 \leq i$ and $i + m - 1 \leq n$) satisfying $R(\mathbf{t}') = R(\mathbf{p})$, then \mathbf{t}' is an occurrence of pattern \mathbf{p} in \mathbf{t} , and the last position of \mathbf{t}' $<i + m - 1>$ is used to denote an occurrence.

Definition 5 (Support with forgetting mechanism) The support of pattern \mathbf{p} with the forgetting mechanism (or simply

the support) is the sum of the forgetting values at the position of each occurrence, denoted by $f_{sup}(\mathbf{p}, \mathbf{t})$, which can be calculated using Equation 1:

$$f_{sup}(\mathbf{p}, \mathbf{t}) = \sum_{j=1}^n f_j \quad (1)$$

where $f_j = e^{(-k \times (n-j))}$ is the forgetting value of position $\langle j \rangle$, k ($0 < k < 1$) is the forgetting factor, which can be set to $1/n$, n is the length of the time series, and $\langle j \rangle$ ($1 \leq j \leq n$) is the position at which pattern \mathbf{p} occurs.

Definition 6 (Frequent order-preserving pattern with forgetting mechanism, OPF) If the support of pattern \mathbf{p} with forgetting mechanism in a time series \mathbf{t} is no less than the minimum support threshold $minsup$, then pattern \mathbf{p} is called a frequent OPF.

OPF mining: The aim of OPF mining is to discover all frequent OPFs in a time series.

Example 2 Suppose we have a time series $\mathbf{t} = (15, 32, 29, 27, 34, 33, 25, 20, 28, 23)$ with corresponding indices as shown in Table 1 and a pattern $\mathbf{p} = (1, 3, 2)$. The forgetting factor $k = 1/10 = 0.1$, since the length of \mathbf{t} is 10.

ID	1	2	3	4	5	6	7	8	9	10
\mathbf{t}	15	32	29	27	34	33	25	20	28	23

From Example 1, we know that (t_1, t_2, t_3) is an occurrence of pattern \mathbf{p} in time series \mathbf{t} , denoted as $\langle 3 \rangle$, since $R(t_1, t_2, t_3) = (1, 3, 2)$. Similarly, (t_4, t_5, t_6) and (t_8, t_9, t_{10}) are another two occurrences of pattern \mathbf{p} in time series \mathbf{t} . There are then three occurrences of pattern \mathbf{p} in time series \mathbf{t} : $\{\langle 3 \rangle, \langle 6 \rangle, \langle 10 \rangle\}$. The forgetting factor $k = 0.1$. Hence, $f_{sup}(\mathbf{p}, \mathbf{t}) = \sum_{j=1}^n f_j = f_3 + f_6 + f_{10} = e^{(-0.1 \times (10-3))} + e^{(-0.1 \times (10-6))} + e^{(-0.1 \times (10-10))} = 2.17$. If $minsup = 1.5$, then \mathbf{p} is a frequent OPF. Similarly, all frequent OPFs in \mathbf{t} are $F = \{(1, 2), (2, 1), (3, 2, 1), (2, 1, 3), (1, 3, 2)\}$.

The symbols used in this paper are shown in Table 2.

4 PROPOSED ALGORITHM

To tackle the task of OPF mining, we propose OPF-Miner, which consists of two parts, the generation of candidate patterns, and the calculation of support. To effectively reduce the number of candidate patterns, we propose GP-Fusion and maximal support priority strategies to improve the

TABLE 2: Notations

Symbol	Description
\mathbf{t}	A time series $(t_1, \dots, t_i, \dots, t_n)$ with length n
$rank_i(t_i)$	The rank of element t_i
$R(\mathbf{t})$	The relative order of \mathbf{t}
\mathbf{p}	A pattern (p_1, p_2, \dots, p_m) with length m
$f_{sup}(\mathbf{p}, \mathbf{t})$	The support of pattern \mathbf{p} with forgetting mechanism
k	The forgetting factor
$minsup$	The minimum support threshold
L_p	The occurrences of pattern \mathbf{p}
pre_p	The prefix set of \mathbf{p}
suf_p	The suffix set of \mathbf{p}
\mathbf{f}	The forgetting values of time series \mathbf{t}
f_j	The forgetting value for position $\langle j \rangle$

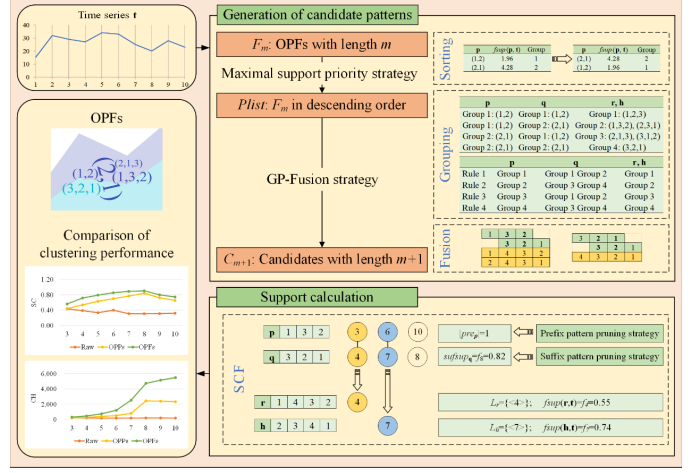


Fig. 2: Framework of OPF-Miner. OPF-Miner contains two parts: generation of candidate patterns and support calculation. In the generation of candidate patterns, OPF-Miner adopts a maximal support priority strategy and a GP-Fusion strategy to avoid redundant pattern fusions. In the support calculation, an algorithm called SCF is employed, which uses prefix and suffix pattern pruning strategies to avoid redundant support calculations.

efficiency, as described in Section 4.1. To avoid the excessive influence of older data in the time series, we propose an algorithm called SCF which applies two pruning strategies, as explained in Section 4.2. Section 4.3 describes the OPF-Miner algorithm for discovering all frequent OPFs. Finally, Section 4.4 analyzes the time and space complexity of OPF-Miner. The framework of OPF-Miner is shown in Fig. 2.

4.1 Generation of candidate patterns

In this section, we first review the pattern fusion method, and then propose a strategy called GP-fusion to reduce the calculations involved in pattern fusion. Finally, a maximal support priority strategy is proposed to further improve the efficiency.

4.1.1 Pattern fusion

To generate candidate patterns, traditional methods use an enumeration strategy, which can generate many redundant patterns. To overcome this problem, a pattern fusion method was proposed [26]. Related definitions and illustrative examples are given.

Definition 7 (Prefix OPP and suffix OPP) Given an OPP $\mathbf{p} = (p_1, p_2, \dots, p_m)$, $\mathbf{e} = \text{prefixop}(\mathbf{p}) = R(p_1, p_2, \dots, p_{m-1})$ is called the prefix OPP of \mathbf{p} , and $\mathbf{k} = \text{suffixop}(\mathbf{p}) = R(p_2, \dots, p_m)$ is called the suffix OPP of \mathbf{p} . Thus, patterns \mathbf{e} and \mathbf{k} are the order-preserving sub-patterns of \mathbf{p} , and \mathbf{p} is the order-preserving super-pattern of \mathbf{e} and \mathbf{k} .

Definition 8 (Pattern fusion) For $\mathbf{p} = (p_1, p_2, \dots, p_m)$ and $\mathbf{q} = (q_1, q_2, \dots, q_m)$, if $\text{suffixop}(\mathbf{p}) = \text{prefixop}(\mathbf{q})$, then \mathbf{p} and \mathbf{q} can generate a super-pattern with length $m + 1$. There are two possible cases:

Case 1: If $p_1 = q_m$, then \mathbf{p} and \mathbf{q} can be fused into two patterns $\mathbf{r} = (r_1, r_2, \dots, r_{m+1})$ and $\mathbf{h} = (h_1, h_2, \dots, h_{m+1})$,

denoted as $\mathbf{r}, \mathbf{h} = \mathbf{p} \oplus \mathbf{q}$. r_i and h_i can be calculated as follows.

For pattern \mathbf{r} , $r_1 = p_1$ and $r_{m+1} = q_m + 1$. If $q_i < p_1$, then $r_{i+1} = q_i$. Otherwise, $r_{i+1} = q_i + 1$ ($1 \leq i \leq m-1$).

For pattern \mathbf{h} , $h_1 = p_1 + 1$ and $h_{m+1} = q_m$. If $p_i < q_m$, then $h_i = p_i$. Otherwise, $h_i = p_i + 1$ ($2 \leq i \leq m$).

Case 2: If $p_1 \neq q_m$, then \mathbf{p} and \mathbf{q} can be fused into one pattern $\mathbf{r} = (r_1, r_2, \dots, r_{m+1})$, denoted as $\mathbf{r} = \mathbf{p} \oplus \mathbf{q}$. r_i can be calculated as follows.

If $p_1 < q_m$, then $r_1 = p_1$ and $r_{m+1} = q_m + 1$. If $q_i < p_1$, then $r_{i+1} = q_i$. Otherwise, $r_{i+1} = q_i + 1$ ($1 \leq i \leq m-1$).

If $p_1 > q_m$, then $r_1 = p_1 + 1$ and $r_{m+1} = q_m$. If $p_i < q_m$, then $r_i = p_i$. Otherwise, $r_i = p_i + 1$ ($2 \leq i \leq m$).

Lemma 1 *The pattern fusion strategy is correct and complete [27], i.e., all feasible candidate patterns are generated and redundant candidate patterns are filtered.*

Example 3 illustrates the method of generating candidate patterns.

Example 3 *Given two patterns $\mathbf{p}=(1,3,2)$ and $\mathbf{q}=(3,2,1)$, there are two possible cases for the generation of candidate patterns with length four.*

We know that $\text{prefixop}(\mathbf{p})=R(1,3)=(1,2)$, since 1 is the smallest in (1,3), and 3 is the second smallest in (1,3). Similarly, $\text{suffixop}(\mathbf{p})=R(3,2)=(2,1)$, $\text{prefixop}(\mathbf{q})=R(3,2)=(2,1)$, and $\text{suffixop}(\mathbf{q})=R(2,1)=(2,1)$. Therefore, $\text{suffixop}(\mathbf{p})=\text{prefixop}(\mathbf{q})=(2,1)$ and $\text{suffixop}(\mathbf{q})=\text{prefixop}(\mathbf{p})=(2,1)$. Hence, \mathbf{p} can fuse with \mathbf{q} , and \mathbf{q} can also fuse with \mathbf{p} .

The fusion of \mathbf{p} and \mathbf{q} satisfies Case 1, since $\text{suffixop}(\mathbf{p})=\text{prefixop}(\mathbf{q})=(2,1)$, and $p_1 = q_3 = 1$. Thus, we can generate two candidate patterns $\mathbf{r}, \mathbf{h} = \mathbf{p} \oplus \mathbf{q}$. For pattern \mathbf{r} , $r_1 = p_1 = 1$ and $r_4 = q_3 + 1 = 2$. Moreover, $(r_2, r_3) = (q_1 + 1, q_2 + 1) = (4, 3)$, since $q_1 > p_1$ and $q_2 > p_1$. Thus, pattern $\mathbf{r} = (1, 4, 3, 2)$. Similarly, pattern $\mathbf{h} = (2, 4, 3, 1)$.

The fusion of \mathbf{q} and \mathbf{p} satisfies Case 2, since $\text{suffixop}(\mathbf{q})=\text{prefixop}(\mathbf{p})=(2,1)$, and $q_1 > q_3$. Thus, we can generate one candidate pattern $\mathbf{r} = \mathbf{q} \oplus \mathbf{p}$. For pattern \mathbf{r} , $r_1 = q_1 + 1 = 4$ and $r_4 = q_3 = 1$. Moreover, $(r_2, r_3) = (q_2 + 1, q_3 + 1) = (3, 2)$, since $q_2 > q_3$ and $q_3 = q_3$. Thus, pattern $\mathbf{r} = (4, 3, 2, 1)$.

Therefore, the pattern fusion strategy generates three candidate patterns. However, the enumeration strategy generates four candidate patterns based on a pattern and thus generates eight candidate patterns based on \mathbf{p} and \mathbf{q} . Hence, the pattern fusion strategy outperforms the enumeration strategy, since the pattern fusion strategy generates fewer candidate patterns, and the fewer candidate patterns, the better the performance.

4.1.2 GP-Fusion

Although pattern fusion improves the mining efficiency, it has certain drawbacks. Suppose there are l patterns with length m stored in set F_m . The pattern fusion algorithm selects a pattern \mathbf{p} from set F_m , and then has to check each pattern in set F_m . Thus, for pattern \mathbf{p} , the pattern fusion method has to check F_m a total of l times, meaning that l^2 checks are carried out to generate all candidate patterns. To improve the efficiency, we propose a method called GP-Fusion which involves the following steps.

Step 1: Store patterns with length two in two groups. Store patterns (1,2) and (2,1) in Groups 1 and 2, respectively.

Step 2: Fuse patterns with length two into four groups. $\mathbf{r}, \mathbf{h} = \mathbf{p} \oplus \mathbf{q}$ are stored in four groups and the fusion results are shown in Table 3.

TABLE 3: Fusion results for patterns with length two

\mathbf{p}	\mathbf{q}	\mathbf{r}, \mathbf{h}
Group 1: (1,2)	Group 1: (1,2)	Group 1: (1,2,3)
Group 1: (1,2)	Group 2: (2,1)	Group 2: (1,3,2), (2,3,1)
Group 2: (2,1)	Group 1: (1,2)	Group 3: (2,1,3), (3,1,2)
Group 2: (2,1)	Group 2: (2,1)	Group 4: (3,2,1)

Step 3: Fuse patterns with length m ($m > 2$) into four groups. The fusion rules are shown in Table 4. We take Rule 1 as an example, and note that GP-Fusion selects a pattern \mathbf{p} from Group 1 and then a pattern \mathbf{q} from Groups 1 and 2. Finally, super-patterns \mathbf{r} and \mathbf{h} are stored in Group 1.

TABLE 4: Fusion rules for patterns with length m ($m > 2$)

	\mathbf{p}	\mathbf{q}	\mathbf{r}, \mathbf{h}
Rule 1	Group 1	Group 1 Group 2	Group 1
Rule 2	Group 2	Group 3 Group 4	Group 2
Rule 3	Group 3	Group 1 Group 2	Group 3
Rule 4	Group 4	Group 3 Group 4	Group 4

Before proving that the GP-Fusion strategy is complete, we first prove two theorems to clarify the characteristics of the patterns in the four groups.

Theorem 1 *The first two ranks of each pattern in Groups 1 and 2 are (1,2), and those for each pattern in Groups 3 and 4 are (2,1).*

Proof When the length of the pattern is three, the patterns in Groups 1 and 2 are $\{(1,2,3)\}$ and $\{(1,3,2), (2,3,1)\}$, respectively. Thus, the first two ranks of each pattern with length three in Groups 1 and 2 are (1,2). Now, we suppose the first two ranks of each pattern with length m in Groups 1 and 2 are (1,2). We will prove that the first two ranks of each pattern of length $m+1$ in Groups 1 and 2 are also (1,2). According to Table 4, each pattern \mathbf{r} in Groups 1 and 2 is generated by $\mathbf{p} \oplus \mathbf{q}$, where $\mathbf{p} = (p_1, p_2, \dots, p_m)$ is in Groups 1 and 2. Since the first two ranks of each pattern \mathbf{p} are (1,2), i.e., $R(p_1, p_2) = (1, 2)$, the first two ranks of each pattern \mathbf{r} are also (1,2). Hence, the first two ranks of each pattern with length $m+1$ in Groups 1 and 2 are also (1,2). Similarly, the first two ranks of each pattern in Groups 3 and 4 are (2,1).

Theorem 2 *The last two ranks of each pattern in Groups 1 and 3 are (1,2), and those of each pattern in Groups 2 and 4 are (2,1).*

Proof Using the same method as for Theorem 1, we can see that the last two ranks of each pattern in Groups 1 and 3 are (1,2), and those of each pattern in Groups 2 and 4 are (2,1).

Theorem 3 *The GP-Fusion strategy is complete.*

Proof Proof by contradiction. We assume that pattern \mathbf{p} is in Groups 1 or 3, pattern \mathbf{q} is in Groups 3 or 4, and \mathbf{p} can fuse with \mathbf{q} . From Theorem 2, we know that the last two ranks of pattern \mathbf{p} are (1,2). According to Theorem 1, we know that the first two ranks of pattern \mathbf{q} are (2,1). Since (1,2) is not equal to (2,1), \mathbf{p} cannot fuse with \mathbf{q} . This contradicts the assumption that \mathbf{p} can fuse with \mathbf{q} . Similarly, if pattern \mathbf{p} is in Groups 2 or 4, and \mathbf{q} is in Groups 1 or 2, then \mathbf{p} cannot fuse with \mathbf{q} . Hence, the GP-Fusion strategy is complete.

The main advantage of this approach is as follows. We know that GP-Fusion divides all patterns into four groups based on their characteristics. Each pattern can only be fused with patterns in two groups, rather than four groups. Hence, GP-Fusion only needs to carry out $l^2/2$ pattern fusions rather than l^2 , which can effectively improve the efficiency of pattern fusion.

4.1.3 Maximal support priority strategy

To improve the efficiency of generating candidate patterns using a heuristic approach, we propose a maximal support priority strategy.

Maximal support priority strategy. We sort the frequent patterns in F_m in descending order according to their supports with the forgetting mechanism to form $Plist$. Then, we select each pattern \mathbf{p} from $Plist$ in turn. We create $Qlist$ to store the patterns that can be fused with pattern \mathbf{p} using GP-Fusion. Finally, we fuse pattern \mathbf{p} with each pattern in $Qlist$.

Theorem 4 *The maximal support priority strategy is complete.*

Proof We know that the maximal support priority strategy does not remove any patterns, and only adjusts the fusion order of the patterns. It does not change the mining results. Hence, the maximal support priority strategy is complete.

We consider Example 4 to illustrate the specific process of GP-Fusion with the maximal support priority strategy.

Example 4 *Given the same time series \mathbf{t} as in Example 2, and an OPF set $F_3 = \{(3, 2, 1), (2, 1, 3), (1, 3, 2)\}$, the support with forgetting mechanism for each pattern is shown in Table 5.*

TABLE 5: OPFs with length three

\mathbf{p}	$f_{sup}(\mathbf{p}, \mathbf{t})$	Group
(3,2,1)	2.11	4
(2,1,3)	1.51	3
(1,3,2)	2.17	2

Step 1: Sort the patterns in F_3 in descending order of $f_{sup}(\mathbf{p}, \mathbf{t})$ to obtain $Plist = \{(1, 3, 2), (3, 2, 1), (2, 1, 3)\}$, as shown in Table 6.

TABLE 6: F_3 in descending order

\mathbf{p}	$f_{sup}(\mathbf{p}, \mathbf{t})$	Group
(1,3,2)	2.17	2
(3,2,1)	2.11	4
(2,1,3)	1.51	3

Step 2: From Table 6, we first select pattern $\mathbf{p}=(1,3,2)$, which belongs to Group 2. Following the GP-Fusion strategy, we select patterns in Groups 3 and 4 from $Plist$ to obtain $Qlist = \{(3, 2, 1), (2, 1, 3)\}$. Finally, we fuse \mathbf{p} with each pattern in $Qlist$ to generate candidate patterns $(1,4,3,2)$, $(2,4,3,1)$, and $(1,3,2,4)$.

Step 3: We iterate Step 2 to get the set of candidate patterns with length four $C_4 = \{(1,4,3,2), (2,4,3,1), (1,3,2,4), (4,3,2,1), (3,2,1,4), (4,2,1,3), (2,1,4,3), (3,1,4,2)\}$.

4.2 Support calculation with forgetting mechanism

In this section, we propose an SCF algorithm with two pruning strategies to calculate the support.

To utilize the matching results of the sub-patterns, SCF calculates the occurrences of super-patterns with length $m + 1$ based on the occurrences of sub-patterns with length m . The occurrences of pattern \mathbf{p} are stored in L_p . To avoid repeatedly calculating the forgetting value for each position, we calculate and store them in an array \mathbf{f} . SCF consists of the following four steps.

Step 1: Calculate the forgetting values for each position in a time series using Equation 1 and store them in array \mathbf{f} .

Example 5 *We adopt the same time series \mathbf{t} as in Example 2, for which the forgetting values are shown in Table 7.*

TABLE 7: Forgetting values for time series \mathbf{t}

ID	1	2	3	4	5	6	7	8	9	10
\mathbf{f}	0.41	0.45	0.50	0.55	0.61	0.67	0.74	0.82	0.90	1.00

Step 2: Store L_p in the prefix set pre_p and suffix set suf_p , and $f_{sup}(\mathbf{p}, \mathbf{t})$ in the suffix support set suf_{sup_p} .

Step 3: Scan sets pre_p and suf_q to generate the occurrence sets L_r and L_h of super-patterns \mathbf{r} and \mathbf{h} , which can be generated by $\mathbf{p} \oplus \mathbf{q}$. Assuming $\langle i \rangle \in pre_p$ and $\langle j \rangle \in suf_q$, SCF is used to generate the occurrence sets L_r and L_h according to the following rules.

Rule 1: According to Definition 8, if $p_1 = q_m$, then $\mathbf{r}, \mathbf{h} = \mathbf{p} \oplus \mathbf{q}$.

If $i + 1 = j$, then $\langle j \rangle$ may be an occurrence of \mathbf{r} or \mathbf{h} . We then compare the values of t_{first} and t_{last} in time series \mathbf{t} , where $first = j - m$ and $last = j$.

1) If $t_{first} < t_{last}$, then $\langle j \rangle$ is an occurrence of \mathbf{r} , i.e., $j \in L_r$, and $\langle i \rangle$ and $\langle j \rangle$ are removed from pre_p and suf_q , respectively.

2) If $t_{first} > t_{last}$, then $\langle j \rangle$ is an occurrence of \mathbf{h} , i.e., $j \in L_h$, and $\langle i \rangle$ and $\langle j \rangle$ are removed from pre_p and suf_q , respectively.

3) If $t_{first} = t_{last}$, then $\langle j \rangle$ is not an occurrence of \mathbf{r} or \mathbf{h} .

Rule 2: According to Definition 8, if $p_1 \neq q_m$, then $\mathbf{r} = \mathbf{p} \oplus \mathbf{q}$.

If $i + 1 = j$, then $\langle j \rangle$ is an occurrence of \mathbf{r} , i.e., $j \in L_r$, and $\langle i \rangle$ and $\langle j \rangle$ are removed from pre_p and suf_q respectively.

Step 4: Update $f_{sup}(\mathbf{r}, \mathbf{t})$ and suf_{sup_q} . If $\langle j \rangle$ is an occurrence of pattern \mathbf{r} , then $f_{sup}(\mathbf{r}, \mathbf{t}) + = f_j$ and $suf_{sup_q} - = f_j$, since $\langle j \rangle$ is an occurrence of pattern \mathbf{q} . Note that $f_{sup}(\mathbf{r}, \mathbf{t})$ is related to $\langle j \rangle$ but not $\langle i \rangle$. Hence, we only need to update suf_{sup_q} , and not $presup_p$.

We use Example 6 to demonstrate the process of SCF.

Example 6 *Consider the same time series \mathbf{t} as in Example 2. The matching sets of $\mathbf{p}=(1,3,2)$ and $\mathbf{q}=(3,2,1)$ are $L_p = \{3, 6, 10\}$ and $L_q = \{4, 7, 8\}$, respectively.*

From Example 3, we know that $\mathbf{p} \oplus \mathbf{q}$ can generate two candidate patterns, $\mathbf{r}=(1,4,3,2)$ and $\mathbf{h}=(2,4,3,1)$. We know $pre_p = L_p = \{3, 6, 10\}$, $|pre_p| = 3$, $suf_q = L_q = \{4, 7, 8\}$, and $suf_{sup_q} = f_4 + f_7 + f_8 = 0.55 + 0.74 + 0.82 = 2.11$. It can be seen that $3 \in pre_p$, and $3 + 1 = 4 \in suf_q$. Hence, according to Rule 1, $\langle 4 \rangle$ may be an occurrence of \mathbf{r} or \mathbf{h} . Since $t_{first} = t_{4-3} = t_1 = 15$, $t_{last} = t_4 = 27$, and $15 < 27$, $\langle 4 \rangle$ is an occurrence of \mathbf{r} . We then add $\langle 4 \rangle$ to L_r , and remove $\langle 3 \rangle$ and $\langle 4 \rangle$ from pre_p and suf_q , respectively.

Moreover, $f_{sup}(\mathbf{r}, \mathbf{t}) = f_4 = 0.55$, and $su f_{sup}_q = 2.11 - f_4 = 2.11 - 0.55 = 1.56$. Similarly, the matching set of \mathbf{h} is $L_h = 7$, and $\langle 6 \rangle$ and $\langle 7 \rangle$ are removed from pre_p and $su f_q$ respectively, i.e., $pre_p = \{10\}$ and $su f_q = \{8\}$, $f_{sup}(\mathbf{h}, \mathbf{t}) = f_7 = 0.74$, and $su f_{sup}_q = 1.56 - 0.74 = 0.82$.

We also propose a prefix pattern pruning strategy and a suffix pattern pruning strategy to improve the mining efficiency.

Prefix pattern pruning strategy. If $|pre_p| < minsup$, then we can prune pattern \mathbf{p} and its super-patterns, which means that it is no longer possible to generate OPFs with \mathbf{p} as the prefix OPP.

Theorem 5 *The prefix pattern pruning strategy is complete.*

Proof We assume $\mathbf{r} = \mathbf{p} \oplus \mathbf{q}$, where \mathbf{p} is the prefix OPP of \mathbf{r} , \mathbf{q} is the suffix OPP of \mathbf{r} , and \mathbf{r} is the super-pattern of \mathbf{p} and \mathbf{q} . The number of occurrences of \mathbf{r} is no greater than that of \mathbf{p} , i.e., $|L_r| \leq |pre_p|$, since the OPP mining process has the property of anti-monotonicity. If $|pre_p| < minsup$, then $|L_r| < minsup$. In addition, $f_{sup}(\mathbf{r}, \mathbf{t}) = \sum_{j=1}^n f_j \leq |L_r|$, since no f_j is greater than one. Thus, $f_{sup}(\mathbf{r}, \mathbf{t}) < minsup$, which means that \mathbf{r} is not an OPF. Hence, if $|pre_p| < minsup$, then we can prune \mathbf{p} and its super-patterns.

Suffix pattern pruning strategy. If $su f_{sup}_q < minsup$, then we can prune pattern \mathbf{q} and its super-patterns, which means that it is impossible to generate OPFs with \mathbf{q} as the suffix OPP.

Theorem 6 *The suffix pattern pruning strategy is complete.*

Proof The number of occurrences of a super-pattern is no greater than that of its suffix pattern, since OPP mining has the property of anti-monotonicity. Note that the occurrence set of a super-pattern is a subset of that of its suffix pattern. The support of a super-pattern is therefore no greater than that of its suffix pattern. Hence, if $su f_{sup}_q < minsup$, then we can prune pattern \mathbf{q} and its super-patterns.

Example 7 illustrates the effectiveness of the two pruning strategies.

Example 7 Suppose we have patterns $\mathbf{p}=(1,3,2)$, $\mathbf{q}=(3,2,1)$, and $\mathbf{g}=(2,1,3)$ and $minsup = 1.5$. \mathbf{p} is fused with \mathbf{q} and \mathbf{g} to generate super-patterns. From Example 6, we know that $pre_p = \{10\}$ and $su f_{sup}_q = 0.82$ after using $\mathbf{p} \oplus \mathbf{q}$ to generate two candidate patterns. If we do not employ the prefix pattern pruning strategy, we need to use $\mathbf{p} \oplus \mathbf{g}$ to generate pattern $(1,3,2,4)$ using GP-Fusion, and calculate the support for this pattern. However, \mathbf{p} is a prefix pattern that can be pruned, since $|pre_p| = 1 < minsup$. Similarly, if we do not employ the suffix pattern pruning strategy, we know from Example 3 that we need to use $\mathbf{q} \oplus \mathbf{g}$ to generate pattern $(4,3,2,1)$ and calculate the support for this pattern. However, pattern \mathbf{q} is a suffix pattern that can be pruned, since $su f_{sup}_q = 0.82 < minsup$. Hence, the prefix and the suffix pattern pruning strategies can further improve the mining efficiency.

When SCF is used to calculate the support of a pattern, the matched elements are dynamically deleted. The advantage of the SCF algorithm is that with a reduction in the number of elements in pre_p and $su f_q$, the number of matches between elements will be greatly reduced, which can avoid redundant calculations. Two pruning strategies

are also proposed to further prune candidate patterns. Thus, the efficiency of the method is improved.

Pseudocode for SCF is given in Algorithm 1.

Algorithm 1 SCF

Input: patterns \mathbf{p} and \mathbf{q} , pre_p , $su f_q$, forgetting values \mathbf{f} , and $sup(\mathbf{q}, \mathbf{t})$

Output: super-patterns \mathbf{r} and \mathbf{h} and corresponding L_r and L_h

```

1:  $L_r \leftarrow L_h \leftarrow \{\}$ ;
2: if  $suffixop(\mathbf{p}) == prefixop(\mathbf{q})$  then
3:   for each occurrence  $i$  in  $pre_p$  do
4:      $j \leftarrow i + 1$ ;
5:     if  $j$  in  $su f_q$  then
6:       Remove  $i$  and  $j$  from  $pre_p$  and  $su f_q$ , respectively,
       and add  $j$  into  $L_r$  or  $L_h$ ;
7:        $sup(\mathbf{q}, \mathbf{t}) \leftarrow sup(\mathbf{q}, \mathbf{t}) - f_j$ ;
8:     end if
9:   end for
10: end if
11: return  $\mathbf{r}, \mathbf{h}, L_r, L_h$ 
```

4.3 OPF-Miner

In this section, we describe OPF-Miner, a method of mining all frequent OPFs in which GP-Fusion is applied with the maximal support priority strategy to generate candidate patterns, and the SCF algorithm with the prefix and suffix pattern pruning strategies to calculate the support with the forgetting mechanism. The main steps of OPF-Miner are as follows.

Step 1: Scan time series \mathbf{t} to calculate the forgetting values and store them in array \mathbf{f} .

Step 2: Calculate the matching sets and the supports with the forgetting mechanism of patterns (1,2) and (2,1) in time series \mathbf{t} . If a pattern is frequent, it is stored in the frequent pattern set F_2 with the corresponding group label.

Step 3: Sort F_m in descending order to obtain $Plist$. Select each pattern in $Plist$ to obtain its $Qlist$, and generate the super-patterns using the maximal support priority strategy. Then, use the SCF algorithm with pruning strategies to calculate the support of the super-patterns. If a pattern is frequent, then store it in set F_{m+1} with the corresponding group label.

Step 4: Iterate Step 3 until no super-patterns can be generated. Finally, all OPFs $UF = F_2 \cup F_3 \cup \dots \cup F_m$ are obtained.

Example 8 illustrates the mining process of OPF-Miner.

Example 8 We consider the same time series \mathbf{t} as in Example 2, and set $minsup = 1.5$. We mine all frequent OPFs as follows.

Step 1: Scan time series \mathbf{t} to calculate the forgetting value of each position, and store it in array \mathbf{f} , as shown in Table 7.

Step 2: Calculate the matching sets of (1,2) and (2,1): $L_{(1,2)} = \{2, 5, 9\}$ and $L_{(2,1)} = \{3, 4, 6, 7, 8, 10\}$. Then use array \mathbf{f} to calculate their supports with the forgetting mechanism. The support of (1,2) with the label Group 1 is 1.96, and that of (2,1) with the label Group 2 is 4.28. The two patterns are stored in $F_2 = \{(1, 2), (2, 1)\}$, since they are frequent.

Step 3: Sort F_2 in descending order to obtain $Plist = \{(2, 1), (1, 2)\}$. First, select pattern $p = (2, 1)$ with label Group

2. We obtain $Qlist = \{(2,1), (1,2)\}$ according to Table 3. We then select pattern $q = (2,1)$ as the first pattern in $Qlist$ to generate the super-pattern $(3,2,1) = (2,1) \oplus (2,1)$, since $|pre_{(2,1)}| = |L_{(2,1)}| = 6 > minsup$ and $sufsup_{(2,1)} = fsup(2,1) = 4.28 > minsup$. We use SCF to obtain $L_{(3,2,1)} = \{4, 7, 8\}$ and $fsup(3,2,1) = 2.11 > minsup$. Thus, pattern $(3,2,1)$ is a frequent OPF, which is stored in F_3 with the label Group 4 according to Table 3. Now, $pre_{(2,1)} = \{4, 8, 10\}$, $suf_{(2,1)} = \{3, 6, 10\}$ and $sufsup_{(2,1)} = 4.28 - 2.11 = 2.17$. Next, we select $(1,2)$ as the suffix OPP. It is easy to see that $(1,2)$ and $(2,1)$ cannot be pruned. Thus, $(2,1) \oplus (1,2) = (2,1,3), (3,1,2)$ are generated. SCF calculates $L_{(2,1,3)} = \{5, 9\}$. Thus, $fsup(2,1,3) = 1.51$, which means that $(2,1,3)$ is frequent, and it is therefore stored in F_3 with the label Group 3. Moreover, $fsup(3,1,2) = 0$, which means that $(3,1,2)$ is infrequent and is pruned.

Next, pattern $(1,2)$ is selected from $Plist$. In the same way, the frequent pattern $(1,3,2)$ with the label Group 2 can be obtained. Finally, the set of frequent patterns with length three is $F_3 = \{(3,2,1), (2,1,3), (1,3,2)\}$.

Step 4: Iterate Step 3 to generate candidate patterns with length four, as in Examples 4 and 7. It is easy to see that all of the candidate patterns with length four are infrequent, i.e., $F_4 = \emptyset$. Hence, the full set of OPFs is $F = F_2 \cup F_3 \cup F_4 = \{(1,2), (2,1), (3,2,1), (2,1,3), (1,3,2)\}$.

Pseudocode for OPF-Miner is given in Algorithm 2.

Algorithm 2 OPF-Miner

Input: Time series t and $minsup$

Output: Frequent OPF set F

```

1: Calculate the forgetting values  $f$ ;
2: Scan time series  $t$  to obtain the occurrences of patterns
   (1,2) and (2,1), which are stored in  $L_{(1,2)}$  with the label
   Group 1 and  $L_{(2,1)}$  with the label Group 2, respectively;
3: Calculate the supports of patterns (1,2) and (2,1) accord-
   ing to  $f$ , and store the frequent OPFs in  $F_2$ ;
4:  $m \leftarrow 2$ ;
5: while  $F_m \neq \emptyset$  do
6:   Sort  $F_m$  in descending order to obtain  $Plist$ ;
7:   for each pattern  $p$  in  $Plist$  do
8:      $pre_p \leftarrow suf_p \leftarrow L_p$ ;
9:   end for
10:  for each pattern  $p$  in  $Plist$  do
11:    Generate  $Qlist$  according to  $p$ ;
12:    for each pattern  $q$  in  $Qlist$  do
13:       $r, h, L_r, L_h \leftarrow SCF(p, q, pre_p, suf_q, f, sup(q, t))$ ;
14:      Calculate the supports of  $r$  and  $h$  according to  $f$ ,
      find frequent OPFs, and store them in  $F_{m+1}$  with
      the corresponding group label;
15:    end for
16:  end for
17:   $m \leftarrow m + 1$ ;
18: end while
19:  $F = F_2 \cup F_3 \cup \dots \cup F_m$ ;
20: return  $F$ 

```

4.4 Time and space complexity analysis

Theorem 7 The time complexity of OPF-Miner is $O(L \times (n + L))$, where n and L are the length of the time series and the

number of candidate patterns, respectively.

Proof The time complexity of calculating the corresponding forgetting values is $O(n)$, since the length of the time series is n . The time complexity of Lines 2 and 3 is also $O(n)$. The time complexity of Line 6 is $O(L \times \log(L))$. The time complexity of generating candidate patterns is $O(L \times L)$. The time complexity of SCF is $O(n)$. Thus, the time complexity of calculating supports of all candidate patterns is $O(L \times n)$. Hence, the time complexity of OPF-Miner is $O(n + L \times \log(L) + L \times L + L \times n) = O(L \times (n + L))$.

Theorem 8 The space complexity of OPF-Miner is $O(m \times (n + L))$, where m is the length of the maximum OPF.

Proof The length of the time series is n . Thus, the space complexity of the corresponding forgetting values is $O(n)$. The space complexity of $L_{(1,2)}$ and $L_{(2,1)}$ is also $O(n)$. Moreover, the size of all occurrences of all patterns with length j is n , since each position only belongs to an occurrence of a pattern. Thus, the space complexity of all occurrences of all patterns with length j is $O(n)$. Therefore, the space complexity of all occurrences of all frequent OPFs is $O(m \times n)$. Moreover, the space complexity of all candidate patterns is $O(m \times L)$. Hence, the space complexity of OPF-Miner is $O(n + m \times n + m \times L) = O(m \times (n + L))$.

5 EXPERIMENTAL RESULTS AND ANALYSIS

In relation to the performance of the OPF-Miner algorithm, we propose the following research questions (RQs):

- RQ1: How does the GP-Fusion strategy perform compared with the enumeration strategy and the pattern fusion method?
- RQ2: What is the performance of the maximal support priority strategy?
- RQ3: Can SCF improve the efficiency of the support calculation process?
- RQ4: Can the prefix and suffix pattern pruning strategies reduce the number of candidate patterns?
- RQ5: How do GP-Fusion, the maximal support priority strategy, and the suffix pattern pruning strategy perform, compared with the strategies in EFO-Miner?
- RQ6: How do different $minsup$ and k values affect the performance of OPF-Miner?
- RQ7: What is the effect of the forgetting mechanism on the mining results?

To address RQ1, we propose the OPF-Enum and OPF-noGroup algorithms to verify the performance of the GP-Fusion strategy. To answer RQ2, we develop OPF-noPriority and OPF-minPriority to explore the effect of the maximal support priority strategy. In response to RQ3, we propose Mat-OPF to verify the efficiency of SCF. To address RQ4, we develop OPF-Same, OPF-noPre, OPF-noSuf, and OPF-noPrune to validate the performance of the pruning strategies. For RQ5, we propose EFO-OPF to validate the overall effect of GP-Fusion, the maximal support priority strategy, and the suffix pattern pruning strategy. To answer RQ6, we verify the running performance with different values of $minsup$ and k . For RQ7, we consider OPF-Miner and EFO-Miner to investigate the effect of the forgetting mechanism.

5.1 Datasets and baseline algorithms

We used the following nine real stock datasets. Moreover, we set $k=1/n$ for all the experiments, where n is the length of the time series. DB1 is an Amazon stock price dataset, which can be downloaded from <https://tianchi.aliyun.com/>. DB2, DB3, DB4, and DB5 are daily stock indexes, which can be downloaded from <https://www.yahoo.com/>. DB6, DB7, and DB8 are the daily closing prices of three American stocks, which can be downloaded from <https://www.datafountain.cn/>. DB9 contains the daily closing prices of 400 A-shares, which can be downloaded from <https://tushare.pro/>. Table 8 provides a detailed description of each dataset.

TABLE 8: Description of datasets

Name	Dataset	Length	Number of sequences
DB1	Amazon stock	5,842	1
DB2	Russell 2000	8,141	1
DB3	Nasdaq	12,279	1
DB4	S&P500	23,046	1
DB5	NYSE	60,000	1
DB6	CLUS	10,305	1
DB7	Hpg.US	12,075	1
DB8	Ge.US	14,058	1
DB9	A-shares	2,180	400

All the experiments were conducted on a computer with an AMD Ryzen 7 5800H, 3.2GHz CPU, 16GB RAM, and the Windows 11 64-bit operating system. The compilation environment was IntelliJ IDEA 2022.2.

To investigate the performance of OPF-Miner, we selected 12 competitive algorithms, and all data and algorithms can be downloaded from <https://github.com/wuc567/Pattern-Mining/tree/master/OPF-Miner>.

1. OPF-Enum and OPF-noGroup. To verify the performance of the GP-Fusion strategy, we developed OPF-Enum and OPF-noGroup, which apply the enumeration strategy and the pattern fusion method to generate candidate patterns, respectively.
2. OPF-noPriority and OPF-minPriority. To validate the performance of maximal support priority strategy, we developed OPF-noPriority and OPF-minPriority. OPF-noPriority does not use the maximal support priority strategy, and OPF-minPriority applies a minimal support priority strategy, which means the frequent patterns are sorted in ascending order.
3. Mat-OPF [26]. To evaluate the efficiency of SCF, we devised Mat-OPF, which uses OPP matching to calculate the support of candidate patterns.
4. OPF-Same, OPF-noPre, OPF-noSuf, and OPF-noPrune. To investigate the effects of the prefix and suffix pattern pruning strategies, we designed OPF-Same, OPF-noPre, OPF-noSuf, and OPF-noPrune. OPF-Same adopts the same suffix pattern pruning strategy as the prefix pattern pruning strategy, i.e., if $|suf_q| < minsup$, then q is pruned to avoid fusion with other patterns. OPF-noPre does not use a prefix pattern pruning strategy, OPF-noSuf does not use a suffix pattern pruning strategy, and OPF-noPrune does not apply either the prefix or suffix pattern pruning strategies.

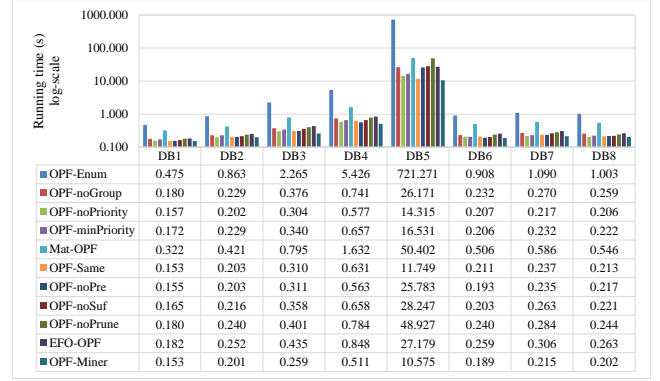


Fig. 3: Comparison of running time on DB1-DB8

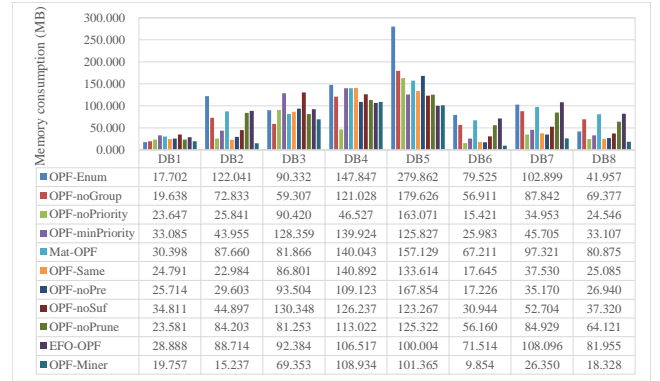


Fig. 4: Comparison of memory consumption on DB1-DB8

5. To evaluate the overall effect of GP-Fusion, the maximal support priority strategy, and the suffix pattern pruning strategy, we developed EFO-OPF, which uses the pattern fusion strategy for candidate pattern generation.
6. OPP-Miner [26] and EFO-Miner [27]. To validate the performance of the forgetting mechanism, we selected OPP-Miner and EFO-Miner, which mine all frequent OPPs without the forgetting mechanism.

5.2 Performance of OPF-Miner

To investigate the performance of OPF-Miner, we considered 10 competitive algorithms: OPF-Enum, OPF-noGroup, OPF-noPriority, OPF-minPriority, Mat-OPF, OPF-Same, OPF-noPre, OPF-noSuf, OPF-noPrune, and EFO-OPF.

We conducted experiments on DB1-DB8, and set the value of $minsup = 4$. Since all the competitive algorithms were complete, the numbers of OPFs mined were the same, i.e., 623, 914, 1,359, 2,259, 28,201, 718, 837, and 771 OPFs were mined from DB1-DB8, respectively. Figs. 3-7 show comparisons of the running time, the memory consumption, the number of candidate patterns, the number of pattern fusions, and the number of support calculations, respectively. Note that Fig. 6 does not show the results for OPF-Enum, since it does not use the prefix and suffix OPPs of sub-patterns to generate candidate patterns. Fig. 7 does not show results for Mat-OPF, since it does not use the matching results of the sub-patterns to calculate the support.

These results give rise to the following observations.

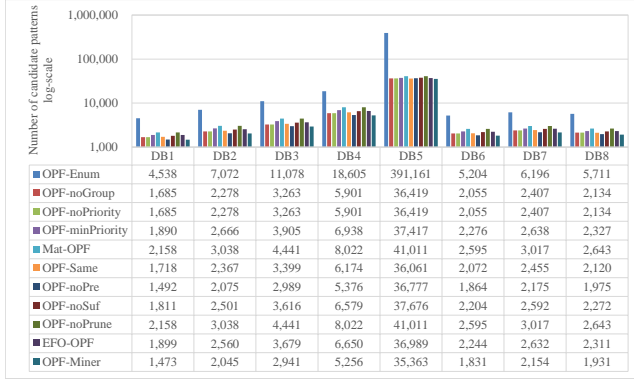


Fig. 5: Comparison of numbers of candidate patterns on DB1-DB8

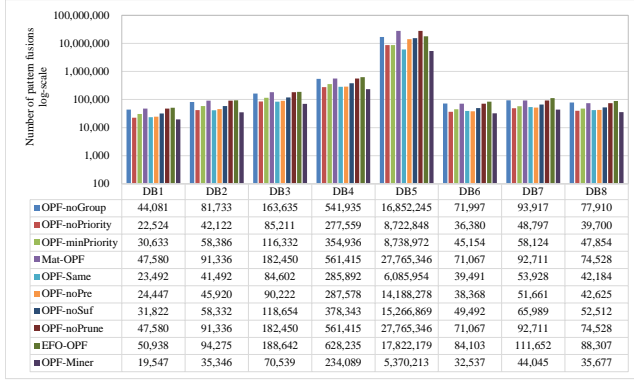


Fig. 6: Comparison of numbers of pattern fusions on DB1-DB8

1. OPF-Miner outperforms OPF-Enum, OPF-noGroup, OPF-noPriority, and OPF-minPriority, since OPF-Miner takes less time than the four competitive algorithms. For example, on DB2, Fig. 3 shows that OPF-Miner takes 0.201s, while OPF-Enum, OPF-noGroup, OPF-noPriority, and OPF-minPriority take 0.863, 0.229, 0.202, and 0.229s, respectively. Moreover, Fig. 4 shows that OPF-Miner consumes 15.237MB of memory, while OPF-Enum, OPF-noGroup, OPF-noPriority, and OPF-minPriority consume 122.041, 72.833, 25.841, and 43.955MB. The reasons for this are as follows. In the process of generating candidate

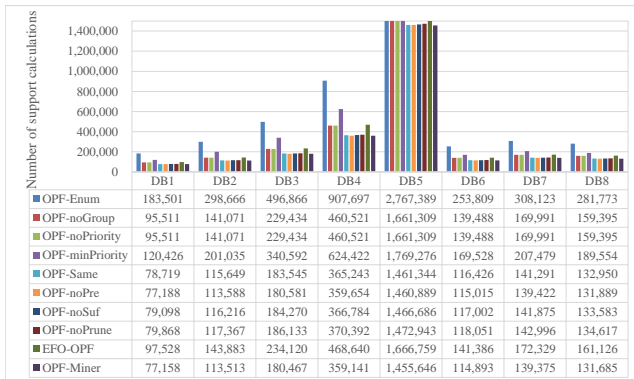


Fig. 7: Comparison of numbers of support calculations on DB1-DB8

patterns, OPF-Miner adopts GP-Fusion with the maximal support priority strategy, which can reduce the number of candidate patterns and pattern fusions, meaning that it can effectively improve the efficiency of pattern fusion. OPF-Enum and OPF-noGroup adopt the enumeration and pattern fusion methods, respectively. Although OPF-noPriority and OPF-minPriority both apply the GP-Fusion strategy, OPF-noPriority does not use the maximal support priority strategy, and OPF-minPriority adopts a minimal support priority strategy. Thus, Fig. 5 shows that OPF-Miner generates 2,045 candidate patterns, while the four competitive algorithms generate 7,072, 2,278, 2,278, and 2,666 candidate patterns on DB2, respectively. Fig. 6 shows that OPF-Miner conducts 35,346 pattern fusions, much fewer than OPF-noGroup, OPF-noPriority, and OPF-minPriority. From Fig. 7, we know that OPF-Miner conducts 113,513 support calculations, whereas the other algorithms conduct 298,666, 141,071, 141,071, and 201,035, respectively. Hence, the performance of OPF-Miner is superior to that of OPF-Enum, OPF-noGroup, OPF-noPriority, and OPF-minPriority, which demonstrates the superiority of the GP-Fusion and maximal support priority strategies.

2. The performance of OPF-Miner is superior to that of Mat-OPF, since OPF-Miner runs faster and uses less memory than Mat-OPF. For example, on DB4, Fig. 3 shows that OPF-Miner takes 0.511s, while Mat-OPF takes 1.632s. Fig. 4 shows that OPF-Miner consumes 108.934MB of memory, while Mat-OPF consumes 140.043MB. The reasons for this are as follows. OPF-Miner employs SCF with pruning strategies to calculate the support, fully utilizing the matching results of sub-patterns and pruning the infrequent patterns, meaning that the efficiency is improved. However, Mat-OPF adopts OPP matching, which involves scanning the database from beginning to end for each support calculation. This generates numerous redundant candidate patterns without pruning strategies. Fig. 5 shows that Mat-OPF generates 8,022 candidate patterns, more than the 5,256 generated by OPF-Miner. Fig. 6 shows that Mat-OPF conducts 561,415 pattern fusions, more than twice the value of 234,089 for OPF-Miner. Hence, OPF-Miner gives better performance than Mat-OPF, which demonstrates the efficiency of SCF with two pruning strategies.
3. OPF-Miner gives better performance than OPF-Same, OPF-noPre, OPF-noSuf, and OPF-noPrune. For example, on DB6, Fig. 3 shows that OPF-Miner takes 0.189s, while OPF-Same, OPF-noPre, OPF-noSuf, and OPF-noPrune take 0.211, 0.193, 0.203, and 0.240s, respectively. Fig. 4 shows that OPF-Miner consumes 9.854MB of memory, while the other four algorithms consume 17.645, 17.226, 30.944, and 56.160MB, respectively. The reasons for this are as follows. OPF-Miner adopts prefix and suffix pattern pruning strategies, which can more effectively prune candidate patterns. OPF-Same adopts the same pruning strategy for both suffix and prefix patterns, whereas OPF-noPre, OPF-noSuf, and OPF-noPrune do not employ the prefix pruning strategy, the suffix pruning strategy, and the prefix and suffix pruning strategies, respectively, which means that they generate more candidate patterns. Fig. 5 shows that OPF-Miner only generates 1,831 can-

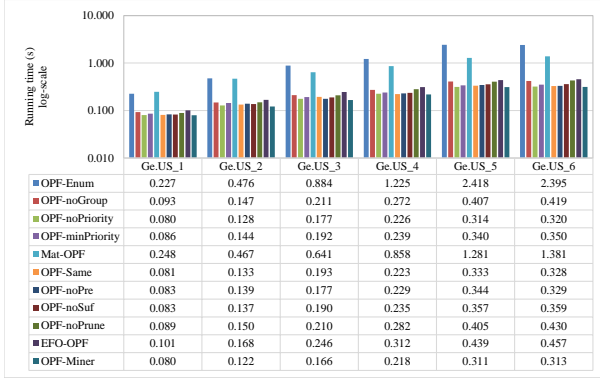


Fig. 8: Comparison of running time for different dataset size

didate patterns, a lower total than the other algorithms. Fig. 6 also shows that OPF-Miner conducts 32,537 pattern fusions, fewer than the other algorithms, while from Fig. 7, we see that OPF-Miner conducts 114,893 support calculations, which is also fewer than the other algorithms. Hence, OPF-Miner outperforms OPF-Same, OPF-noPre, OPF-noSuf, and OPF-noPrune, a finding that validates the effectiveness of prefix and suffix pattern pruning strategies.

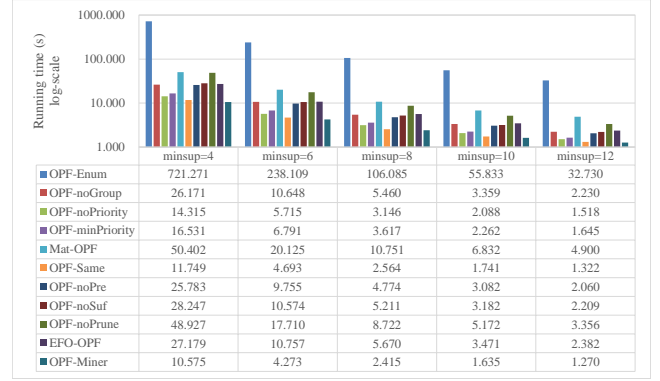
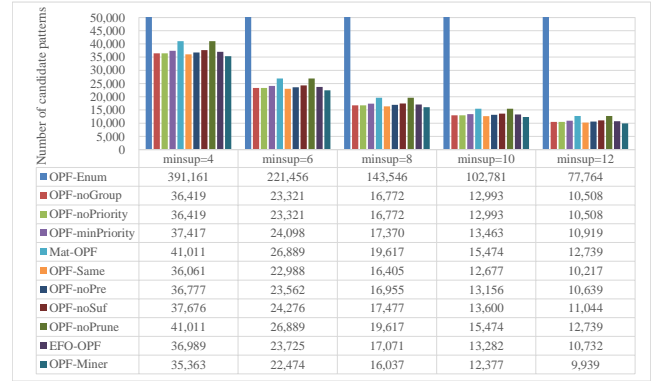
4. OPF-Miner outperforms EFO-OPF. For example, on DB8, Fig. 3 shows that OPF-Miner takes 0.202s, while EFO-OPF takes 0.263s. From Fig. 4, we know that OPF-Miner consumes 18.328MB, while EFO-OPF consumes 81.955MB. The reason for this is that unlike EFO-OPF, OPF-Miner adopts the GP-Fusion strategy, the maximal support priority strategy, and suffix pattern pruning strategy, which reduce the number of redundant calculations. Hence, OPF-Miner provides better performance than EFO-OPF.

5.3 Scalability

To investigate the scalability of OPF-Miner, we used DB8 as the experiment dataset and set $minsup = 9$. Moreover, we created Ge.US_1, Ge.US_2, Ge.US_3, Ge.US_4, Ge.US_5, and Ge.US_6, which are one, two, three, four, five, and six times the size of Ge.US, respectively. Fig. 8 shows the comparison of the running time for different dataset size.

The results give rise to the following observations.

From Fig. 8, we can see that the running time of OPF-Miner shows linear growth with the increase of the dataset size. For example, the size of Ge.US_4 is four times that of Ge.US_1. OPF-Miner takes 0.080s on Ge.US_1 and 0.218s on Ge.US_4, giving $0.218/0.080=2.72$. Thus, the growth rate of running time of OPF-Miner is slightly lower than the increase of the dataset size. This phenomenon can be found on all other datasets. More importantly, we can see that OPF-Miner runs almost at least three times faster than OPF-Enum and Mat-OPF. Therefore, OPF-Miner provides a better scalability than other competitive algorithms. Hence, we draw the conclusion that OPF-Miner has strong scalability, since the mining performance does not degrade as the dataset size increases.

Fig. 9: Comparison of running time for different values of $minsup$ Fig. 10: Comparison of numbers of candidate patterns for different values of $minsup$

5.4 Influence of $minsup$

To assess the effects of varying $minsup$, we considered OPF-Enum, OPF-noGroup, OPF-noPriority, OPF-minPriority, Mat-OPF, OPF-Same, OPF-noPre, OPF-noSuf, OPF-noPrune, and EFO-OPF as competitive algorithms. Experiments were conducted on DB5 with values of $minsup = 4, 6, 8, 10$, and 12 . Since all of these algorithms are complete, they mined 28,201, 17,407, 12,083, 9,099, and 7,177 OPFs for these values of $minsup$, respectively. Comparisons of the running time, and the numbers of candidate patterns, pattern fusions, and support calculations are shown in Figs. 9–12, respectively.

The following observations can be made from these results.

As $minsup$ increases, there are decreases in the run-time and the numbers of candidate patterns, pattern fusions, and support calculations. For example, for values of $minsup=10$ and $minsup=12$, OPF-Miner takes 1.635 and 1.270s, generates 12,377 and 9,939 candidate patterns, conducts 845,111 and 577,205 pattern fusions, and performs 1,226,349 and 1,182,730 support calculations, respectively. This phenomenon can also be found for the other competitive algorithms. The reasons for this are as follows. With an increase in $minsup$, fewer OPFs can be found, meaning that the algorithm conducts fewer support calculations and fewer pattern fusions. Hence, the algorithm runs faster. More importantly, OPF-Miner outperforms the other competitive algorithms for all values of $minsup$, a finding that

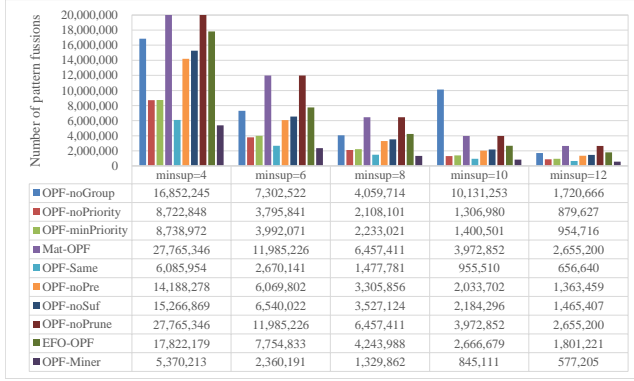


Fig. 11: Comparison of numbers of pattern fusions for different values of $minsup$

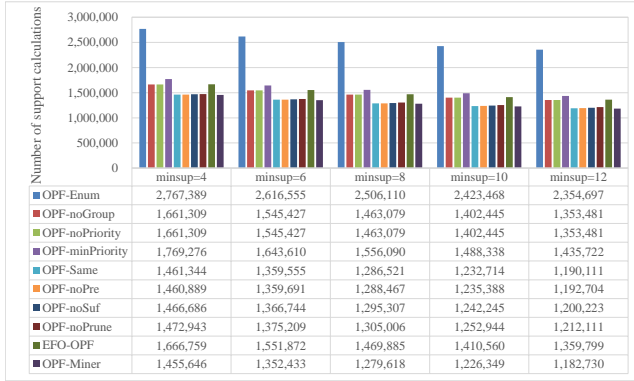


Fig. 12: Comparison of numbers of support calculations for different values of $minsup$

supports the results in Section 5.2.

5.5 Influence of k

To validate the influence of different k , we considered OPF-Enum, OPF-noGroup, OPF-noPriority, OPF-minPriority, Mat-OPF, OPF-Same, OPF-noPre, OPF-noSuf, OPF-noPrune, and EFO-OPF as competitive algorithms. We conducted experiments on DB5 and set $minsup = 15$ with values of $k=1/7n, 1/5n, 1/3n, 1/n, 3/n, 5/n$, and $7/n$, and there are 8,631, 8,375, 7,744, 5,366, 2,328, 1,352, and 811 OPFs. Figs. 13-16 show the comparisons of the running time, the numbers of candidate patterns, pattern fusions, and support calculations, respectively.

The results give rise to the following observations.

As k increases, there are decreases in the running time, the numbers of candidate patterns, pattern fusions, and support calculations. For example, for $k=1/n$ and $k=3/n$, OPF-Miner takes 1.040s and 0.515s, generates 7,649 and 3,665 candidate patterns, conducts 371,228 and 106,681 pattern fusions, and performs 1,132,177 and 989,117 support calculations, respectively. This phenomenon can also be found on other competitive algorithms. The reasons are as follows. According to Definition 5, k is the forgetting factor. The larger k , the smaller f_j , and the smaller $f_{sup}(p, t)$. In other words, the larger the k value, the smaller the support of the pattern. Therefore, with the same value of $minsup$, fewer OPFs can be found. Thus, with the increase of k , the running

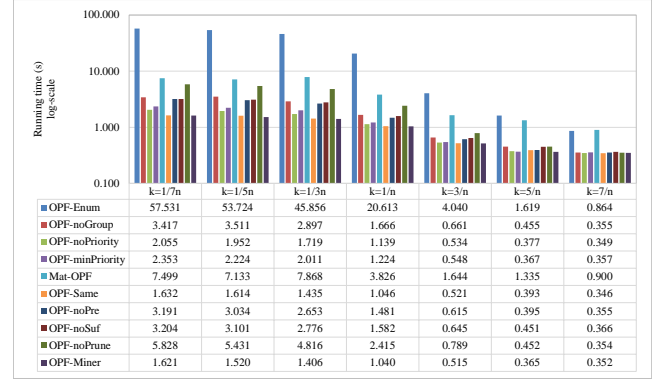


Fig. 13: Comparison of running time for different values of k

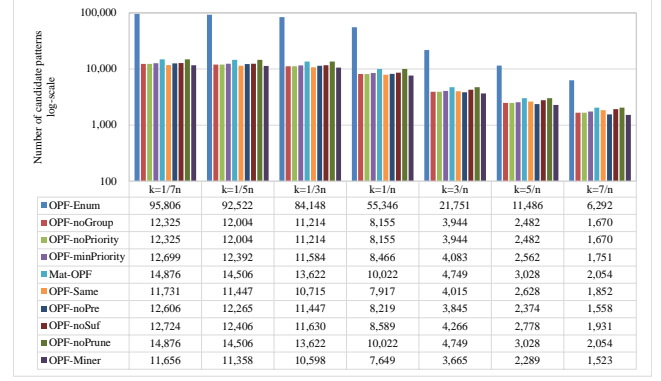


Fig. 14: Comparison of numbers of candidate patterns for different values of k

time, the numbers of candidate patterns, pattern fusions, and support calculations all decrease. More importantly, OPF-Miner outperforms other competitive algorithms for all values of k , which supports the results in Section 5.2.

5.6 Case Study

To validate the performance of OPF mining in terms of time series feature extraction, we conducted a clustering experiment on DB9 and set $minsup=50$. Silhouette coefficient (SC) [63] and Calinski-Harabasz index (CHI) [64] were used

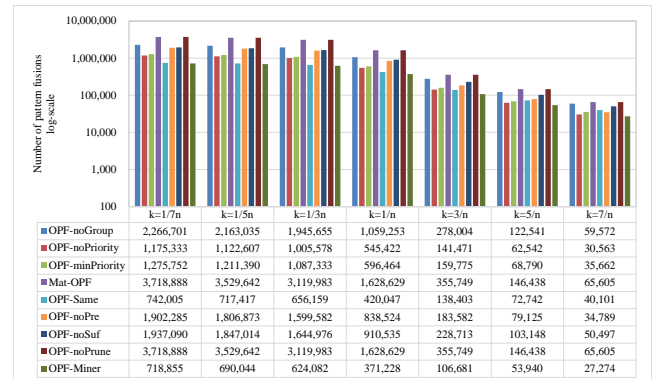


Fig. 15: Comparison of numbers of pattern fusions for different values of k

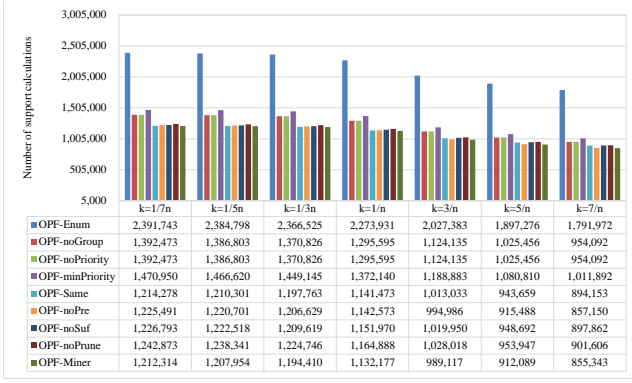


Fig. 16: Comparison of numbers of support calculations for different values of k

TABLE 9: Comparison of SC & CHI on DB9 for different k

	$k=1/6n$	$k=1/4n$	$k=1/2n$	$k=1/n$	$k=2/n$	$k=4/n$	$k=6/n$
SC	0.19	0.21	0.25	0.79	0.75	0.69	0.41
CHI	71	82	92	760	580	530	310

to evaluate the clustering performance. SC for the whole sample is calculated using Equation 2:

$$SC = \frac{\sum_{i=1}^N s_i}{N} \quad (2)$$

where s_i is SC of a single sample, and is defined as

$$s = \frac{b - a}{\max(a, b)} \quad (3)$$

where a represents the average distance between a given sample and the other samples in the same cluster, and b represents the average distance between a given sample and the samples in other clusters.

CHI is calculated using Equation 4:

$$CHI = \frac{Tr(B_k)(N - K)}{Tr(W_k)(K - 1)} \quad (4)$$

where N is the number of samples, K is the number of categories, B_k is the inter-class covariance matrix, and W_k is the intra-class covariance matrix.

For SC , the closer the value to one the better, whereas for CHI , a larger value is better. To select a suitable forgetting factor k , we set the parameter for K-means to $K=5$ and $k=1/6n, 1/4n, 1/2n, 1/n, 2/n, 4/n$, and $6/n$. The results are shown in Table 9.

From Table 9, we know that when $k=1/n$, we get the best clustering performance. Hence, in this section, we set $k=1/n$. Moreover, we set the parameter for K-means to $K=3, 4, 5, 6, 7, 8, 9$, and 10 . We selected two competitive algorithms, OPP-Miner [26] and EFO-Miner [27]. We used OPP-Miner and EFO-Miner to mine all frequent OPPs, and OPP-Miner to mine OPFs, with a value of $minsup=50$. The original dataset is referred to in the following as the raw data, denoted as Raw. Figs. 17 and 18 show the clustering results for SC and CHI , respectively.

The results give rise to the following observations.

1. The clustering performance using the raw data was the worst, and the OPPs and OPFs gave better performance.

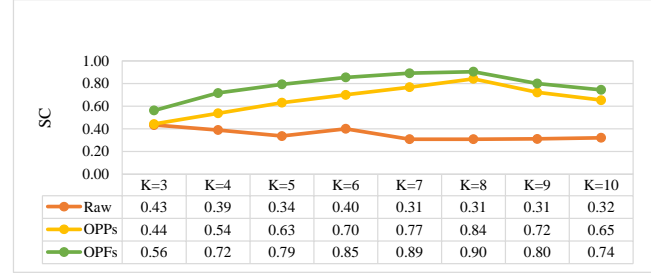


Fig. 17: Comparison of SC on DB9

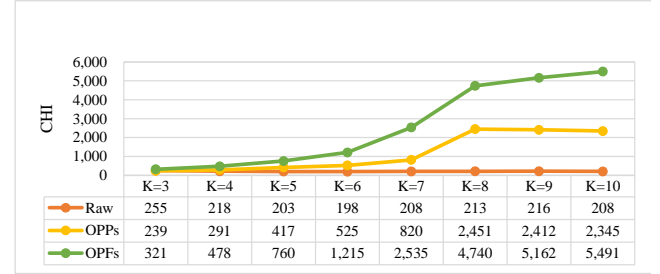


Fig. 18: Comparison of CHI on DB9

This indicates that OPP-Miner, EFO-Miner, and OPF-Miner can effectively extract the critical information from the original time series data. For example, from Fig. 17, we see that SC for the raw data is 0.34 for $K=5$, while the value for the OPPs and OPFs are 0.63 and 0.79, respectively. Similarly, Fig. 18 shows that CHI for the raw data, OPPs and OPFs are 203, 417, and 760, respectively. Hence, the OPPs and OPFs are superior to the raw data. The reason for this is that the raw data contain too much redundant information, which affects the clustering performance, whereas OPP-Miner, EFO-Miner and OPF-Miner can discover useful information from the time series. Hence, OPP-Miner, EFO-Miner and OPF-Miner can effectively be used for feature extraction for the clustering task.

2. OPF-Miner outperforms OPP-Miner and EFO-Miner on feature extraction, i.e., the clustering performance for the OPFs is better than for the OPPs. For example, Figs. 17 and 18 show that the values of SC and CHI for the OPPs are 0.84 and 2,451 for $K=8$, respectively, whereas the values for the OPFs are 0.90 and 4,740, respectively. This is because the OPFs are frequent OPPs calculated with the forgetting mechanism, which assigns different levels of importance to data at different time in the series, whereas the OPPs are based on the assumption that the data at different time are equally important. Hence, we can obtain better clustering performance using OPFs, which demonstrates the effectiveness of the forgetting mechanism.

6 CONCLUSION

To enable mining of frequent OPPs from data with different levels of importance at different time in a time series, this study has investigated the mining of frequent OPPs with the forgetting mechanism (called OPFs), and has proposed

an algorithm called OPF-Miner which performs two tasks: candidate pattern generation and support calculation. For the candidate pattern generation task, we have proposed a method called GP-Fusion that can reduce the number of redundant calculations caused by the pattern fusion strategy. To reduce the number of pattern fusions further, we propose a maximal support priority strategy that prioritizes fusion for patterns with high support. For the support calculation task, we propose an algorithm called SCF that employs prefix and suffix pattern pruning strategies, allowing us to calculate the support of super-patterns based on the occurrence positions of sub-patterns and to prune the redundant patterns effectively. We have also proved the completeness of these pruning strategies. To validate the performance of our approach, nine datasets and 12 competitive algorithms were selected. The experimental results indicated that OPF-Miner provides better performance than other competitive algorithms. More importantly, the features extracted by OPF-Miner can improve the clustering performance for time series.

This paper proposes the OPF-Miner algorithm, which has better performance. Moreover, we have validated that *minsup* has a greater impact on OPF-Miner performance. However, without sufficient prior knowledge, it is difficult for users to set a more reasonable *minsup*. In the future, we will focus on the study of the top-*k* order-preserving pattern mining with forgetting mechanism which can discover the top-*k* OPFs with no need to set *minsup* in practical applications. Moreover, we know that the forgetting factor can affect the OPF-Miner performance. It is valuable to investigate setting a reasonable forgetting factor without prior knowledge in certain applications.

ACKNOWLEDGEMENT

This work was partly supported by National Natural Science Foundation of China (62372154, U21A20513, 62076154, 62120106008).


REFERENCES

- [1] P. Esling and C. Agon, "Time-series data mining," *ACM Computing Surveys*, vol. 45, no. 1, pp. 1-34, 2012.
- [2] Z. Zhang, F. Min, G. Chen, S. Shen, Z. Wen, and X. Zhou, "Tri-partition state alphabet-based sequential pattern for multivariate time series," *Cogn. Comput.*, vol. 14, no. 6, pp. 1881-1899, 2022.
- [3] Q. Li, L. Zhao, Y. Lee, and J. Lin, "Contrast pattern mining in paired multivariate time series of a controlled driving behavior experiment," *ACM Trans. Spatial Algorithms Syst.*, vol. 6, no. 4, pp. 1-28, 2020.
- [4] Y. Wu, L. Luo, Y. Li, L. Guo, P. Fournier-Viger, X. Zhu, and X. Wu, "NTP-Miner: Nonoverlapping three-way sequential pattern mining," *ACM Trans. Knowl. Discov. Data*, vol. 16, no. 3, pp. 51, 2022.
- [5] G. Kumar, U. P. Singh, and S. Jain, "An adaptive particle swarm optimization-based hybrid long short-term memory model for stock price time series forecasting," *Soft Computing*, vol. 26, no. 22, pp. 12115-12135, 2022.
- [6] J. Wen, J. Yang, B. Jiang, H. Song, and H. Wang, "Big data driven marine environment information forecasting: a time series prediction network," *IEEE Trans. Fuzzy Syst.*, vol. 29, no. 1, pp. 4-18, 2020.
- [7] L. Zhang, Q. Kang, Q. Deng, L. Xu, and Q. Wu, "A line complex-based evolutionary algorithm for many-objective optimization," *IEEE CAA J. Autom. Sinica*, vol. 10, no. 5, pp. 1150-1167, 2023.
- [8] Y. Wu, M. Chen, Y. Li, J. Liu, Z. Li, J. Li, and X. Wu, "ONP-Miner: One-off negative sequential pattern mining," *ACM Trans. Knowl. Discov. Data*, vol. 17, no. 3, pp. 37, 2023.
- [9] G. He, L. Dai, Z. Yu, and C.L.P. Chen, "GAN-based temporal association rule mining on multivariate time series data," *IEEE Trans. Knowl. Data Eng.*, 2023, 10.1109/TKDE.2023.3335049.
- [10] B. Du, X. Sun, J. Ye, K. Cheng, J. Wang, and L. Sun, "GAN-based anomaly detection for multivariate time series using polluted training set," *IEEE Trans. Knowl. Data Eng.*, vol. 35, no. 12, pp. 12208-12219, 2023.
- [11] K. Bandara, C. Bergmeir, and H. Hewamalage H, "LSTM-MSNet: Leveraging forecasts on sets of related time series with multiple seasonal patterns," *IEEE Trans. Neural Networks Learn. Syst.*, vol. 32, no. 4, pp. 1586-1599, 2020.
- [12] Y. Zhu, A. Mueen, and E. J. Keogh, "Matrix profile IX: Admissible time series motif discovery with missing data," *IEEE Trans. Knowl. Data Eng.*, vol. 33, no. 6, pp. 2616-2626, 2021.
- [13] Y. Wu, Y. Tong, X. Zhu, and X. Wu, "NOSEP: Nonoverlapping sequence pattern mining with gap constraints," *IEEE Trans. Cybern.*, vol. 48, no. 10, pp. 2809-2822, 2018.
- [14] W. Gan, J. C. W. Lin, P. Fournier-Viger, H. C. Chao, and P. S. Yu, "A survey of parallel sequential pattern mining," *ACM Trans. Knowl. Discov. Data*, vol. 13, no. 3, pp. 25: 1-34, 2019.
- [15] S. Ghosh, J. Li, L. Cao, and K. Ramamohanarao, "Septic shock prediction for ICU patients via coupled HMM walking on sequential contrast patterns," *J. Biomed. Informatics*, no. 66, pp. 19-31, 2017.
- [16] X. Dong, Y. Gong, and L. Cao, "e-RNSP: An efficient method for mining repetition negative sequential patterns," *IEEE Trans. Cybern.*, vol. 50, no. 5, pp. 2084-2096, 2020.
- [17] X. Dong, Y. Gong, and L. Cao, "F-NSP+: A fast negative sequential patterns mining method with self-adaptive data storage," *Pattern Recognit.*, vol. 84, pp. 13-27, 2018.
- [18] I. Mavroudpoulos and A. Gounaris, "SIESTA: A scalable infrastructure of sequential pattern analysis," *IEEE Trans. Big Data*, vol. 9, no. 3, pp. 975-990, 2023.
- [19] Y. Baek, U. Yun, H. Kim, H. Nam, H. Kim, J. C. W. Lin, B. Vo, and W. Pedrycz, "RHUPS: Mining recent high utility patterns with sliding window-based arrival time control over data streams," *ACM Trans. Intell. Syst. Technol.*, vol. 12, no. 2, pp. 16:1-16:27, 2021.
- [20] W. Wang, J. Tian, F. Lv, G. Xin, Y. Ma, and B. Wang, "Mining frequent pyramid patterns from time series transaction data with custom constraints," *Computers & Security*, vol. 100, pp. 102088, 2021.
- [21] Y. Li, L. Yu, J. Liu, L. Guo, Y. Wu, and X. Wu, "NetDPO: (delta, gamma)-approximate pattern matching with gap constraints under one-off condition," *Appl. Intell.*, vol. 52, no. 11, pp. 12155-12174, 2022.
- [22] J. Lin, E. Keogh, S. Lonardi, and P. Patel, "Finding motifs in time series," in *Proc. Workshop on Temporal Data Mining*, 2002, pp. 53-68.
- [23] E. Keogh, J. Lin, and A. Fu, "HOT SAX: Efficiently finding the most unusual time series subsequence," in *Proc. IEEE Int. Conf. Data Min.*, 2005, pp. 226-233.
- [24] J. Kim, P. Eades, R. Fleischer, S. Hong, C. S. Iliopoulos, K. Park, S. J. Puglisi, and T. Tokuyama, "Order-preserving matching," *Theor. Comput. Sci.*, vol. 525, pp. 68-79, 2014.
- [25] Y. Kim, M. Kang, J. C. Na, J. S. Sim, "Order-preserving pattern matching with scaling," *Inf. Process. Lett.*, vol. 180, no. 106333, 2023.
- [26] Y. Wu, Q. Hu, Y. Li, L. Guo, X. Zhu, and X. Wu, "OPP-Miner: Order-preserving sequential pattern mining for time series," *IEEE Trans. Cybern.*, vol. 53, no. 5, pp. 3288-3300, 2023.
- [27] Y. Wu, X. Zhao, Y. Li, L. Guo, X. Zhu, P. Fournier-Viger, and X. Wu, "OPR-Miner: Order-preserving rule mining for time series," *IEEE Trans. Knowl. Data Eng.*, vol. 35, no. 11, pp. 11722-11735, 2023.
- [28] M. Aguayo, L. Bellido, C. M. Lentisco, and E. Pastor, "DASH adaptation algorithm based on adaptive forgetting factor estimation," *IEEE Transactions on Multimedia*, vol. 20, no. 5, pp. 1224-1232, 2018.
- [29] D. Liu, Y. Wu, and H. Jiang, "FP-ELM: An online sequential learning algorithm for dealing with concept drift," *Neurocomputing*, vol. 207, no. 26, 322-334, 2016.
- [30] P. Fournier-Viger, W. Gan, Y. Wu, M. Nouioua, W. Song, T. C. Truong, and H. V. Duong, "Pattern mining: Current challenges and opportunities," *DASFAA (Workshops)*, pp. 34-49, 2022.
- [31] T. Ryu, H. Kim, C. Lee, H. Kim, B. Vo, J. C. W. Lin, W. Pedrycz, and U. Yun, "Scalable and efficient approach for high temporal fuzzy utility pattern mining," *IEEE Trans. Cybern.*, vol. 53, no. 12, pp. 7672-7685, 2023.
- [32] P. Sra and S. Chand, "A reinduction-based approach for efficient high utility itemset mining from incremental datasets," *Data Sci. Eng.*, vol. 9, no. 1, pp. 73-87, 2024.
- [33] M. S. Nawaz, P. Fournier-Viger, U. Yun, Y. Wu, and W. Song,

- "Mining high utility itemsets with hill climbing and simulated annealing," *ACM Trans. Manag. Inf. Syst.*, vol. 13, no. 1, pp. 4, 2022.
- [34] W. Gan, J. C. W. Lin, J. Zhang, P. Fournier-Viger, H. C. Chao, and P. S. Yu, "Fast utility mining on sequence data," *IEEE Trans. Cybern.*, vol. 51, no. 2, pp. 487-500, 2021.
- [35] Y. S. Koh, and S. D. Ravana, "Unsupervised rare pattern mining: a survey," *ACM Trans. Knowl. Discov. Data*, vol. 10, no. 4, pp. 1-29, 2016.
- [36] D. Guo, E. Yuan, X. Hu, and X. Wu, "Co-occurrence pattern mining based on a biological approximation scoring matrix," *Pattern Anal. Appl.*, vol. 21, no. 4, pp. 977-996, 2018.
- [37] Y. Li, C. Zhang, J. Li, W. Song, Z. Qi, Y. Wu, and X. Wu, "MCoR-Miner: Maximal co-occurrence nonoverlapping sequential rule mining," *IEEE Trans. Knowl. Data Eng.*, vol. 35, no. 9, pp. 9531-9546, 2023.
- [38] T. Wang, L. Duan, G. Dong, and Z. Bao, "Efficient mining of outlying sequence patterns for analyzing outlierness of sequence data," *ACM Trans. Knowl. Discov. Data*, vol. 14, no. 5, pp. 62, 2020.
- [39] Y. Wu, X. Wang, Y. Li, L. Guo, Z. Li, J. Zhang, and X. Wu, "OWSP-Miner: Self-adaptive one-off weak-gap strong pattern mining," *ACM Trans. Manag. Inf. Syst.*, vol. 13, no. 3, pp. 25, 2022.
- [40] F. Min, Z. Zhang, W. Zhai, and R. Shen, "Frequent pattern discovery with tri-partition alphabets," *Inf. Sci.*, vol. 507, pp. 715-732, 2020.
- [41] M. Han, N. Zhang, L. Wang, X. Li, and H. Cheng, "Mining closed high utility patterns with negative utility in dynamic databases," *Appl. Intell.*, vol. 53, no. 10, pp. 11750-11767, 2023.
- [42] M. Han, H. Cheng, N. Zhang, X. Li, and L. Wang, "An efficient algorithm for mining closed high utility itemsets over data streams with one dataset scan," *Knowl. Inf. Syst.*, vol. 65, no. 1, pp. 207-240, 2023.
- [43] Y. Wu, C. Zhu, Y. Li, L. Guo, and X. Wu, "NetNCSP: Nonoverlapping closed sequential pattern mining," *Knowl. Based Syst.*, vol. 196, pp. 105812, 2020.
- [44] K. E. Belise, L. C. T. Fotso, and C. T. Djamegni, "A novel algorithm for mining maximal frequent gradual patterns," *Eng. Appl. Artif. Intell.*, vol. 120, pp. 105939, 2023.
- [45] Y. Li, S. Zhang, L. Guo, J. Liu, Y. Wu, and X. Wu, "NetNMSP: Nonoverlapping maximal sequential pattern mining," *Appl. Intell.*, vol. 52, no. 9, pp. 9861-9884, 2022.
- [46] D. Amagata and T. Hara, "Mining top-k co-occurrence patterns across multiple streams," *IEEE Trans. Knowl. Data Eng.*, vol. 29, no. 10, pp. 2249-2262, 2017.
- [47] Y. Wu, Y. Wang, Y. Li, X. Zhu, and X. Wu, "Top-k self-adaptive contrast sequential pattern mining," *IEEE Trans. Cybern.*, vol. 52, no. 11, pp. 11819-11833, 2022.
- [48] Y. Gong, T. Xu, X. Dong, and G. Lv, "e-NSPFI: Efficient mining negative sequential pattern from both frequent and infrequent positive sequential patterns," *Int. J. Pattern Recognit. Artif. Intell.*, vol. 31, no. 2, pp. 1750002:1-1750002:20, 2017.
- [49] X. Gao, Y. Gong, T. Xu, J. Lü, Y. Zhao, and X. Dong, "Toward better structure and constraint to mine negative sequential patterns," *IEEE Trans. Neural Networks Learn. Syst.*, vol. 34, no. 2, pp. 571-585, 2023.
- [50] P. Qiu, Y. Gong, Y. Zhao, L. Cao, C. Zhang, and X. Dong, "An efficient method for modeling nonoccurring behaviors by negative sequential patterns with loose constraints," *IEEE Trans. Neural Networks Learn. Syst.*, vol. 34, no. 4, pp. 1864-1878, 2023.
- [51] C. Li, Q. Yang, J. Wang, and M. Li, "Efficient mining of gap-constrained subsequences and its various applications," *ACM Trans. Knowl. Disc. Data*, vol. 6, no. 1, pp. 2, 2012.
- [52] Y. H. Ke, J. W. Huang, W. C. Lin, and B. P. Jaysawal, "Finding possible promoter binding sites in DNA sequences by sequential patterns mining with specific numbers of gaps," *IEEE/ACM Trans. Comput. Biol. Bioinform.*, vol. 18, no. 6, pp. 2459-2470, 2020.
- [53] Y. Tong, Z. Li, D. Yu, S. Ma, Z. Cheng, and K. Xu, "Mining compressed repetitive gapped sequential patterns efficiently," *ADMA*, 652-660, 2009.
- [54] M. Geng, Y. Wu, Y. Li, J. Liu, P. Fournier-Viger, X. Zhu, and X. Wu, "RNP-Miner: Repetitive nonoverlapping sequential pattern mining," *IEEE Trans. Knowl. Data Eng.*, 2023, DOI: 10.1109/TKDE.2023.3334300.
- [55] X. Ao, H. Shi, J. Wang, L. Zuo, H. Li, and Q. He, "Large-scale frequent episode mining from complex event sequences with hierarchies," *ACM Trans. Intell. Syst. Technol.*, vol. 10, no. 4, pp. 1-26, 2019.
- [56] X. Ao, P. Luo, J. Wang, F. Zhuang, and Q. He, "Mining precise-positioning episode rules from event sequences," *IEEE Trans. Knowl. Data Eng.*, vol. 30, no. 3, pp. 530-543, 2017.
- [57] C. Liu, L. Cheng, Q. Zeng, and L. Wen, "Formal modeling and discovery of hierarchical business processes: A Petri net-based approach," *IEEE Trans. Syst. Man Cybern. Syst.*, vol. 53, no. 2, pp. 1003-1014, 2023.
- [58] C. Liu, H. Li, S. Zhang, L. Cheng, and Q. Zeng, "Cross-department collaborative healthcare process model discovery from event logs," *IEEE Trans. Autom. Sci. Eng.*, vol. 20, no. 3, pp. 2115-2125, 2023.
- [59] K. K. Roy, M. H. H. Moon, M. M. Rahman, C. F. Ahmed, and C. Kai-Sang Leung, "Mining weighted sequential patterns in incremental uncertain databases," *Inf. Sci.*, vol. 582, pp. 865-896, 2022.
- [60] S. Cho, J. C. Na, K. Park, and J. S. Sim, "A fast algorithm for order-preserving pattern matching," *Information Processing Letters*, vol. 115, no. 2, pp. 397-402, 2015.
- [61] T. Chhabra and J. Tarhio, "A filtration method for order-preserving matching," *Inf. Process. Lett.*, vol. 116, no. 2, pp. 71-74, 2016.
- [62] Y. Wu, Y. Meng, Y. Li, L. Guo, X. Zhu, P. Fournier-Viger, and X. Wu, "COPP-Miner: Top-k contrast order-preserving pattern mining for time series classification," *IEEE Trans. Knowl. Data Eng.*, 2023, DOI: 10.1109/TKDE.2023.3321749.
- [63] W. Song, Y. Wang, and Z. Pan, "A novel cell partition method by introducing Silhouette Coefficient for fast approximate nearest neighbor search," *Inf. Sci.*, vol. 642, pp. 119216, 2023.
- [64] J. Wang, W. Zhang, T. Hua, and T. C. Wei, "Unsupervised learning of topological phase transitions using the Calinski-Harabaz index," *Physical Review Research*, vol. 3, no. 1, pp. 013074, 2021.



data mining and supply chain management.



Chenyu Ma is a master degree candidate with the Management Science and Engineering, Hebei University of Technology. Her current research interests include data mining and machine learning.



ing, etc. Her current research interests are in decision making, data analysis, and supply chain management under various kinds of uncertainty.

Rong Gao received the Ph.D. degree in operational research from Tsinghua University, Beijing, China, in 2017. She is currently a Ph.D. Supervisor and an Associate Professor with the School of Economics and Management, Hebei University of Technology, Tianjin, China. She has authored or coauthored 60 articles on several journals including IEEE Transactions on Fuzzy Systems, Knowledge-Based Systems, Journal of Computational and Applied Mathematics, Fuzzy Optimization and Decision Making, etc. Her current research interests are in decision making, data analysis, and supply chain management under various kinds of uncertainty.



Youxi Wu received the Ph.D. degree in Theory and New Technology of Electrical Engineering from the Hebei University of Technology, Tianjin, China. He is currently a Ph.D. Supervisor and a Professor with the Hebei University of Technology. He has published more than 30 research papers in some journals, such as IEEE TKDE, IEEE TCYB, ACM TKDD, ACM TMIS, SCIS, INS, JCST, KBS, ESWA, JIS, Neurocomputing, and APIN. He is a distinguished member of CCF and a senior member of IEEE. His current research

interests include data mining and machine learning.



Jinyan Li is a Distinguished Professor at the Faculty of Computer Science and Control Engineering, Shenzhen Institute of Advanced Technology, Chinese Academy of Sciences. His research areas include bioinformatics, data mining and machine learning. He has published 260 papers at international conferences such as KDD, ICML, AAAI, PODS, ICDM, SDM, and ICDT, and at prestigious journals such as Artificial Intelligence, Machine Learning, TKDE, Bioinformatics, Nucleic Acids Research, Cancer Cell and

Nature Communications. He is well known from his pioneering theories and algorithms on “emerging patterns”, a data mining concept for the discovery of contrast growing trends and patterns. Professor Li received a Bachelor degree of applied mathematics from National University of Defense Technology (1991), a Master degree of computer engineering from Hebei University of Technology (1994), and PhD of computer science and software engineering from the University of Melbourne (2001).



Wenjian Wang received the BS degree in computer science from Shanxi University, China, in 1990, the MS degree in computer science from Hebei University of Technology, China, in 1993, and the Ph.D degree in applied mathematics from Xi'an Jiaotong University, China, in 2004. She is currently a full-time professor and a Ph.D supervisor with Shanxi University. She has published more than 260 academic papers. Her research interests include machine learning, data mining, computational intelligence, etc.



Xindong Wu (Fellow, IEEE) received the BS and MS degrees in computer science from the Hefei University of Technology, Hefei, China, in 1984 and 1987, respectively, and the PhD degree in artificial intelligence from The University of Edinburgh, Edinburgh, U.K., in 1993. He is currently a senior research scientist with the Research Center for Knowledge Engineering, Zhejiang Lab, China. He is a Foreign Member of the Russian Academy of Engineering, and a Fellow of AAAS. His research interests include

data mining, knowledge engineering, Big Data analytics, and marketing intelligence.