

# How Reliable are Causal Probing Interventions?

Marc E. Canby<sup>\*1</sup> Adam Davies<sup>\*1</sup> Chirag Rastogi<sup>1</sup> Julia Hockenmaier<sup>1</sup>

## Abstract

Causal probing aims to analyze foundation models by examining how intervening on their representation of various latent properties impacts their outputs. Recent works have cast doubt on the theoretical basis of several leading causal probing methods, but it has been unclear how to systematically evaluate the effectiveness of these methods in practice. To address this, we define two key causal probing desiderata: *completeness* (how thoroughly the representation of the target property has been transformed) and *selectivity* (how little non-targeted properties have been impacted). We find that there is an inherent tradeoff between the two, which we define as *reliability*, their harmonic mean. We introduce an empirical analysis framework to measure and evaluate these quantities, allowing us to make the first direct comparisons between different families of leading causal probing methods (e.g., linear vs. nonlinear, or concept removal vs. counterfactual interventions). We find that: (1) no method is reliable across all layers; (2) more reliable methods have a greater impact on LLM behavior; (3) nonlinear interventions are more reliable in early and intermediate layers, and linear interventions are more reliable in later layers; and (4) concept removal methods are far less reliable than counterfactual interventions, suggesting that they may not be an effective approach to causal probing.

altered embeddings back into the LLM, and assessing how the model’s behavior on downstream tasks changes (Geiger et al., 2020; Ravfogel et al., 2020; Elazar et al., 2021; Tucker et al., 2021; Lasri et al., 2022; Davies et al., 2023; Zou et al., 2023). However, it is only possible to draw meaningful conclusions about the model’s use of the latent property if we are confident that interventions have fully and precisely carried out the intended transformation (Davies & Khakzar, 2024). Indeed, prior works have raised serious doubts about causal probing, finding that many intervention methods may have a large unintended impact on non-targeted properties (Kumar et al., 2022), and that the original value of the property may still be recoverable (Elazar et al., 2021; Ravfogel et al., 2022b). So far, it has been unclear how these doubts generalize to other types of interventions or how serious they are in practice, as there is no generally accepted approach for evaluating or comparing different methods.

Thus, our main goal in this work is to work toward a systematic understanding of the effectiveness and limitations of current causal probing methodologies. Specifically, we propose an empirical analysis framework to evaluate the *reliability* of causal probing according to two key desiderata:

1. *Completeness*: interventions should fully remove the representation of targeted properties.
2. *Selectivity*: interventions should not impact non-targeted properties.

We define completeness and selectivity using “validation probes” that enable measuring the impact of an intervention on both targeted and non-targeted properties. We apply our framework to several intervention methods, finding that they each show a clear tradeoff between these criteria, and that no method is able to satisfy them both simultaneously. We also show that the most complete and reliable interventions lead to the most consistent and substantial changes in LLM task performance. We observe a substantial difference between the relative reliability of interventions by layer: linear interventions are more reliable in later layers, and nonlinear interventions are more reliable in early and intermediate layers. This suggests that findings of “linear representations” in the initial or final layers of LLMs (e.g., Jiang et al., 2024; Park et al., 2024b;a) may not generalize to intermediate layers. Finally, across the methods we study, we find that all counterfactual interventions are more complete and re-

## 1 Introduction

What latent properties do large language models (LLMs) learn to represent, and how do they leverage such representations? Causal probing aims to answer this question by intervening on a model’s embedding representations of some property of interest (e.g., parts-of-speech), feeding the

<sup>\*</sup>Equal contribution <sup>1</sup>Siebel School of Computing and Data Science, The Grainger College of Engineering, University of Illinois Urbana-Champaign. Correspondence to: Marc E. Canby <marcec2@illinois.edu>, Adam Davies <adavies4@illinois.edu>.

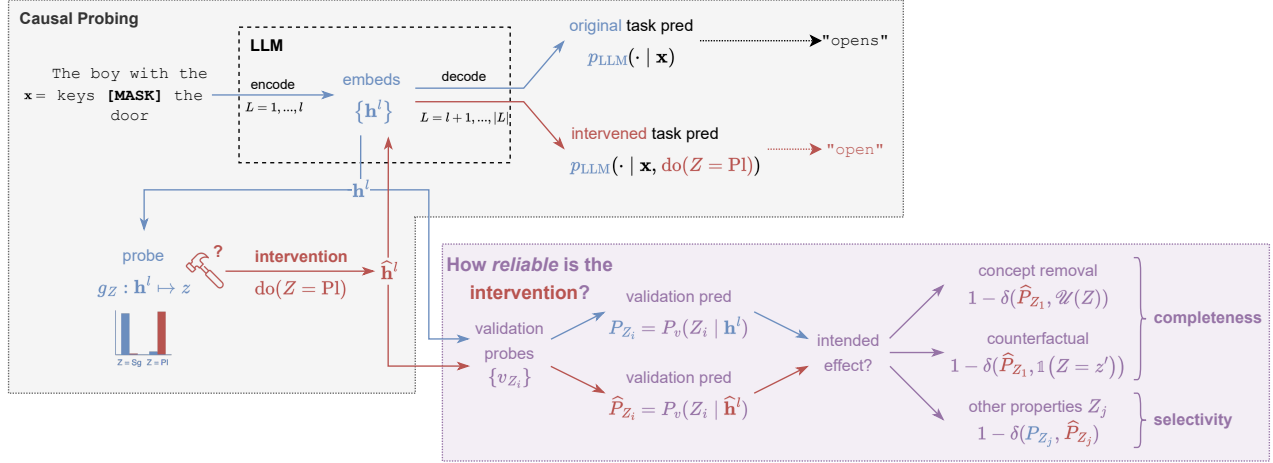


Figure 1: **Causal Probing and Our Reliability Framework.** The process of causal probing is shown in the gray box, with our reliability framework in the purple box.

- **Causal Probing:** embeddings  $\mathbf{h}^l$  are extracted from layer  $L = l$  of a model and used to train a probe  $g_Z$  to predict the value  $Z = z$  of property  $Z$  from embeddings (e.g., the number of the subject, boy, is  $Z = \text{Sg}$  for singular). A causal probing intervention  $\text{do}(Z = \text{Pl})$  uses the probe  $g_Z$  to modify the representation encoded by  $\mathbf{h}^l$  to encode plural instead. The resulting intervened embedding  $\hat{\mathbf{h}}^l$  is fed back into the model at layer  $L = l + 1$  and the forward pass is completed, changing the original prediction *opens* to the intervened prediction *open*.
- **Reliability Framework:** instead of feeding the intervened embedding  $\hat{\mathbf{h}}^l$  back into the model, it is passed alongside  $\mathbf{h}^l$  to validation probes  $\{v_{Z_i}\}$  that independently test whether the intervention has had the intended effect. Completeness is measured as the similarity between the validation probe prediction and the target distribution for the intervention (e.g., a perfectly *complete* counterfactual intervention  $\text{do}(Z = \text{Pl})$  would lead validation probe  $v_Z$  to predict plural with probability  $P_v(Z = \text{Pl} | \hat{\mathbf{h}}^l) = 1$ ), and selectivity is the similarity between the validation probe distribution for non-targeted properties before and after the intervention (which, for a perfectly *selective* intervention, should not change).

liable than concept removal interventions across all layers. While this finding is consistent with earlier work criticizing concept removal interventions (Elazar et al., 2021; Ravfogel et al., 2022b; Kumar et al., 2022; Ravfogel et al., 2023), it has not previously been possible to directly compare them with counterfactual interventions, and evidence against concept removal interventions has been used to argue against causal probing more broadly (Kumar et al., 2022). However, our results show that the most serious limitations are generally only present for concept removal methods, and that counterfactual methods constitute a more reliable approach to causal probing.

## 2 Background and Related Work

**Probing** *Probing* aims to analyze which properties (e.g., part-of-speech, sentiment labels, etc.) are represented by a deep learning model (e.g., LLM) by training classifiers to predict these properties from latent embeddings (Belinkov, 2022). Given, say, an LLM  $M$ , input token sequence

$\mathbf{x} = (x_1, \dots, x_N)$ , and embeddings  $\mathbf{h}^l = M_l(\mathbf{x})$  of input  $\mathbf{x}$  at layer  $l$  of  $M$ , suppose  $Z$  is a latent property of interest that takes a discrete value  $Z = z$  for input  $\mathbf{x}$ . Here, the formal goal of probing is to train a classifier  $g_Z : M_l(\mathbf{x}) \mapsto z$  to predict the value of  $Z$  from  $\mathbf{h}^l$ . On the most straightforward interpretation, if  $g_Z$  achieves high accuracy on the probe task, then the model is said to be “representing”  $Z$ . An important criticism of such claims is that *correlation does not imply causation* – i.e., that simply because a given property can be predicted from embedding representations does not mean that the model is using the property in any way (Hewitt & Liang, 2019; Elazar et al., 2021; Belinkov, 2022; Davies et al., 2023).

**Causal Probing** A prominent response to this concern has been *causal probing*, which uses probes to remove or alter that property in the model’s representation, and measuring the impact of such interventions on the model’s predictions (Elazar et al., 2021; Tucker et al., 2021; Lasri et al., 2022; Davies et al., 2023; see Figure 1). Specifically, causal probing performs interventions  $\text{do}(Z)$  that modify

$M$ 's representation of  $Z$  in the embeddings  $\mathbf{h}^l$ , producing  $\hat{\mathbf{h}}^l$ , where interventions can either encode a counterfactual value  $Z = z'$  (denoted  $\text{do}(Z = z')$  where  $z \neq z'$ ), or remove the representation of  $Z$  entirely (denoted  $\text{do}(Z = 0)$ ). Following the intervention, modified embeddings  $\hat{\mathbf{h}}^l$  are fed back into  $M$  beginning at layer  $l + 1$  to complete the forward pass, yielding intervened predictions  $P_M(\cdot | \mathbf{x}, \text{do}(Z))$ . Comparison with the original predictions  $P_M(\cdot | \mathbf{x})$  allows one to measure the extent to which  $M$  uses its representation of  $Z$  in computing them.

**Causal Probing: Limitations** Prior works have indicated that information about the target property that should have been completely removed may still be recoverable by the model (Elazar et al., 2021; Ravfogel et al., 2022b; 2023), in which case interventions are not complete; or that most of the impact of interventions may actually be the result of collateral damage to correlated, non-targeted properties (Kumar et al., 2022), in which case interventions are not selective. How seriously should we take such critiques? We observe several important shortcomings in each of these prior studies on the limitations of causal probing interventions:

1. These limitations have only been empirically demonstrated for the task of removing information about a target property from embeddings such that the model *cannot be fine-tuned to use the property for downstream tasks* (Kumar et al., 2022; Ravfogel et al., 2022b; 2023). But considering that the goal of causal probing is to interpret the behavior of an existing pre-trained model, the question is not whether models *can* be fine-tuned to use the property; it is whether models *already* use the property without task-specific fine-tuning, which has not been addressed in prior work. Do we observe the same limitations in this context?
2. These limitations have only been studied for linear concept removal interventions (e.g., Ravfogel et al. 2020; 2022a), despite the recent proliferation of other causal probing methodologies, including nonlinear (Tucker et al., 2021; Ravfogel et al., 2022b; Shao et al., 2022; Davies et al., 2023) and counterfactual interventions (Ravfogel et al., 2021; Tucker et al., 2021; Davies et al., 2023) (see Section 4). Do we observe the same limitations for, e.g., nonlinear counterfactual interventions?

In this work, we answer both questions by providing a precise, quantifiable, and sufficiently general definition of completeness and selectivity that it is applicable to *all* such causal probing interventions, and carry out extensive experiments to evaluate representative methods from each category of interventions when applied to a pre-trained LLM as it performs a zero-shot prompt task.

**Causal Probing: Evaluation** Note that, while we are the first to define and measure the completeness and selectiv-

ity of *causal probing interventions*, RAVEL (Huang et al., 2024) provides a broadly analogous evaluation framework and dataset with respect to *interchange interventions*. Methods for performing interchange interventions over embedding representations of a given property are trained on counterfactual minimal pairs of the property (i.e., two inputs which are identical in all respects except the input property; Geiger et al., 2020; Vig et al., 2020; Geiger et al., 2024). In contrast, causal probing, as studied in this work, does not require minimal pairs for training probes or performing interventions (Davies et al., 2023), allowing our empirical analysis to be carried out without access to such data.

### 3 Evaluating Causal Probing Reliability

Recall that our main goal in this work is to evaluate intervention reliability in terms of completeness (completely transforming  $M$ 's representation of some target property  $Z_i$ ) and selectivity (minimally impacting  $M$ 's representation of other properties  $Z_j \neq Z_i$ ).<sup>1</sup> Given that we cannot directly inspect what value  $M$  encodes for any given property  $Z_i$ , it is necessary to introduce the notion of *validation probes*, which we use to measure the extent to which interventions have fulfilled either criterion. Our complete reliability framework is visualized in Figure 1.

**Validation Probes** We define a validation probe  $v$  as a probe (trained independently from interventional probes; see Section 4) that returns a distribution  $P_v(Z | \mathbf{h})$  over the values of property  $Z$ , and we interpret  $P_v(Z = z | \mathbf{h})$  as the degree to which the model's embedding representations<sup>2</sup>  $\mathbf{h}$  given natural-language input  $\mathbf{x}$  encodes a belief that  $\mathbf{x}$  has the property  $Z = z$ . So, if  $\mathbf{h}$  encodes value  $Z = \hat{z}$  with complete certainty,  $v$  should return a degenerate distribution  $P_v(Z | \mathbf{h}) = \mathbb{1}(Z = \hat{z})$ , whereas we would expect a uniform distribution  $P_v(Z | \mathbf{h}) = \mathcal{U}(Z)$  if  $\mathbf{h}$  does not encode property  $Z$  at all.<sup>3</sup> Thus, validation probes enable us to estimate how well various intervention methods carry out the target transformation. (See Section 4 for details on validation probe training.)

**Completeness** If a counterfactual intervention  $\text{do}(Z = z')$  is perfectly *complete*, then it would produce a perfectly-intervened  $\mathbf{h}_{Z=z'}^*$  that fully transforms  $\mathbf{h}$  from encoding

<sup>1</sup>In this paper, we use selectivity in the sense described by Elazar et al. (2021), and not other probing work such as Hewitt & Liang (2019), where it instead refers to the gap in performance between probes trained to predict real properties versus nonsense properties.

<sup>2</sup>For simplicity, we omit the superscript  $l$  denoting the layer embeddings  $\mathbf{h}^l$  from which  $\mathbf{h}$  is extracted; but our framework can be applied to study interventions over embeddings from any layer.

<sup>3</sup>A validation probe's prediction is subtly different from the prediction an arbitrary classifier should make in the absence of any evidence about  $Z$ : such a classifier should revert to the empirical distribution  $\hat{P}(Z)$ .

value  $Z = z$  to encoding counterfactual value  $Z = z' \neq z$ . Thus, after performing the intervention, validation probe  $v$  should emit  $P_v(Z = z' | \mathbf{h}_{Z=z'}) = P_Z^*(Z = z') = 1$ . For concept removal interventions  $\text{do}(Z = 0)$ , a perfectly complete representation  $\mathbf{h}_{Z=0}^*$  should not encode  $Z$  at all:  $P_v(Z | \mathbf{h}_{Z=0}^*) = P_Z^*(Z) = \mathcal{U}(Z)$ .<sup>4</sup>

We can use any distributional distance metric  $\delta(\cdot, \cdot)$  bounded by  $[0, 1]$  to determine how far the observed distribution  $\hat{P}_Z = P_v(Z | \hat{\mathbf{h}}_Z)$  is from the “goal” distribution  $P_Z^*$ . Throughout this work, we use total variation (TV) distance, which allows us to directly compare counterfactual and concept removal distributions: in both cases,  $0 \leq c(\hat{\mathbf{h}}_Z) \leq 1$ , where attaining 1 means the intervention had its intended effect in transforming the encoding of  $Z$ . Finally, for a given set of test embeddings  $\mathbf{H} = \{\mathbf{h}^k\}_{k=1}^n$ , the aggregate completeness over this test set  $C(\mathbf{H}_Z)$  is the average  $c(\hat{\mathbf{h}}_Z^i)$  across all  $\mathbf{h}^k \in \mathbf{H}$ .

For **counterfactual interventions**, we measure completeness as:

$$c(\hat{\mathbf{h}}_Z) = 1 - \delta(\hat{P}_Z, P_Z^*) \quad (1)$$

If the intervention is perfectly complete, then  $\hat{P}_Z = P_Z^*$  and  $c(\hat{\mathbf{h}}_Z) = 1$ . On the other hand, if  $\hat{P}_Z$  is maximally different from the goal distribution  $P_Z^*$  (e.g.,  $\hat{P}_Z = P_v(Z = z | \hat{\mathbf{h}}_{Z=z'}) = 1$ ), then  $c(\hat{\mathbf{h}}_Z) = 0$ . For properties with more than two possible values, completeness is computed by averaging over each possible counterfactual value  $z'_1, \dots, z'_k \neq z$ , yielding  $c(\hat{\mathbf{h}}_Z) = \frac{1}{k} \sum_{i=1}^k \hat{c}(\mathbf{h}_{Z=z'_i})$ .

For **concept removal interventions**, we measure completeness as:

$$c(\hat{\mathbf{h}}_Z) = 1 - \frac{k}{k-1} \cdot \delta(\hat{P}_Z, P_Z^*) \quad (2)$$

where  $k$  is the number of values  $Z$  can take. The normalizing factor is needed because  $P_Z^*$  is the uniform distribution over  $k$  values and hence  $0 \leq \delta(\hat{P}_Z, P_Z^*) \leq 1 - \frac{1}{k}$ .

**Selectivity** If an intervention on property  $Z_i$  is *selective*, the intervention should not impact  $M$ ’s representation of any non-targeted property  $Z_j \neq Z_i$ . Thus, for both counterfactual and concept removal interventions, validation probe  $v$ ’s prediction for any such  $Z_j$  should not change after the intervention.

To measure the selectivity of a modified representation  $\hat{\mathbf{h}}_{Z_i}$  with respect to  $Z_j$ , denoted  $s_j(\hat{\mathbf{h}}_{Z_i})$ , we can again measure the distance between the observed distribution

$\hat{P}_{Z_j} = P_v(Z_j | \hat{\mathbf{h}}_{Z_i})$  and the original (non-intervened) distribution  $P_{Z_j} = P_v(Z_j | \mathbf{h})$ :

$$s_j(\hat{\mathbf{h}}_{Z_i}) = 1 - \frac{1}{m} \cdot \delta(\hat{P}_{Z_j}, P_{Z_j}) \quad (3)$$

where  $m = \max(1 - \min(P_{Z_j}), \max(P_{Z_j}))$

Since  $0 \leq \delta(\hat{P}_{Z_j}, P_{Z_j}) \leq m$ , we divide by  $m$  to normalize selectivity to  $0 \leq s_j(\hat{\mathbf{h}}_{Z_i}) \leq 1$ . If multiple non-targeted properties  $Z_{j_1}, \dots, Z_{j_{\max}}$  are being considered, selectivity  $s(\hat{\mathbf{h}}_{Z_i})$  is computed as the average over all such properties  $s_{j_m}(\hat{\mathbf{h}}_{Z_i})$ . Finally, analogous to completeness, the aggregate selectivity over a set of test embeddings  $\mathbf{H}_{Z_i} = \{\mathbf{h}^k\}_{k=1}^n$ , denoted  $S(\mathbf{H}_{Z_i})$ , is the average selectivity  $s(\hat{\mathbf{h}}_{Z_i}^k)$  across all  $\mathbf{h}_{Z_i}^k \in \mathbf{H}_{Z_i}$ .

**Reliability** Since completeness and selectivity can be seen as a trade-off, we define the overall reliability of an intervention  $R(\hat{\mathbf{H}})$  as the harmonic mean of  $C(\hat{\mathbf{H}}^l)$  and  $S(\hat{\mathbf{H}}^l)$ . This is analogous to the F1-score, which is the harmonic mean of precision and recall: just as a degenerate classifier can achieve perfect recall and low precision by always predicting the positive class, a degenerate intervention can achieve perfect selectivity and low completeness by performing no intervention at all. Using harmonic mean to calculate reliability heavily penalizes such interventions.

**Generality** Note that, while the experimental setting explored in the following sections is quite simple in terms of the language model and task, the framework provided in this section is general to all LLMs, language-based tasks, or causal probing methods. See Appendix A for further discussion.

## 4 Experimental Setting

**Language Model** We test our framework by carrying out an extensive range of experiments in the context of BERT (Devlin et al., 2019) because it is very well-studied in the context of causal probing (Ravfogel et al., 2020; Elazar et al., 2021; Ravfogel et al., 2021; Lasri et al., 2022; Ravfogel et al., 2022b; 2023; Davies et al., 2023).

**Task** Following other causal probing works (Lasri et al., 2022; Ravfogel et al., 2021; Arora et al., 2024), we select the prompting task of **subject-verb agreement**. Each data point takes the form  $\langle \mathbf{x}_i, y_i \rangle$  where  $\mathbf{x}_i$  is a sentence such as “the boy with the keys [MASK] the door,” and the task of the LLM is to predict  $P_M(y_i | \mathbf{x}) > P_M(y'_i | \mathbf{x})$  (here, that  $y_i = \text{“locks”}$  rather than  $y'_i = \text{“lock”}$ ) – see the example in Figure 1. The causal variable  $Z_c$  is the number of the subject (Sg or Pl), because (grammatically) this is the only variable that determines the number of the verb in English. The environmental (non-causal) variable  $Z_e$  is the number (Sg or Pl) of the noun immediately preceding the [MASK] token when that noun is not the subject (e.g.,

<sup>4</sup>This is only expected when using concept removal interventions for *causal probing* – i.e., when intervening on a model’s representation and feeding it back into the model to observe how the intervention modifies its behavior. When considering concept removal interventions for *concept removal* (a more common setting), a more appropriate “goal” distribution  $P_Z^*$  would be  $P(Z)$ , the label distribution. See Appendix B for further discussion.

“keys” in the phrase “with the keys”). This is the simplest experimental setting (two binary properties) that allows us to study interventions using our framework; however, nothing in our methodology precludes the use of more properties, or properties with more possible values.

**Dataset** We use the LGD dataset (Linzen et al., 2016), which consists of >1M naturalistic English sentences from Wikipedia; from this we take only sentences for which both singular and plural forms of the target verb are in BERT’s vocabulary. We use 40% of the examples to train validation probes, 40% to train interventional probes, and 20% as a test set. (More dataset details can be found in Appendix C.1.) In all experiments, we train all probes on  $[\text{MASK}]$  embeddings  $\mathbf{h}_{[\text{MASK}]}^l$  in layer  $l$ , and carry out interventions  $\mathbf{h}_{[\text{MASK}]}^l \mapsto \hat{\mathbf{h}}_{[\text{MASK}]}^l$ .

**Validation Probes** For each layer  $l$  and probed property  $Z$ , we experiment with several instantiations of validation probes, including linear and MLP probes across a range of hyperparameters (Appendix C.2), observing similar results between them (see Appendix D.3). Thus, for all results reported in the main paper, we default to the validation probe architecture and hyperparameters with the highest validation-set accuracy for the probed property.<sup>5</sup> Validation probes are trained on data that is completely disjoint from that used to train interventional probes, and where  $Z_c$  and  $Z_e$  are made independent by subsampling the largest (random) subset that preserves label distributions  $P(Z_c)$ ,  $P(Z_e)$ . This is important for validation probes to serve as unbiased arbiters of selectivity, as spurious correlations between the variables could lead a probe that is trained on property  $Z_c$  to partially rely on representations of  $Z_e$  (Kumar et al., 2022).<sup>6</sup>

**Interventions** We explore two (linear) concept removal interventions: INLP (Ravfogel et al., 2020), which iteratively trains classifiers on  $Z$  and projects embeddings into their nullspaces; and RLACE (Ravfogel et al., 2022a), which identifies a minimal-rank subspace to remove information that is linearly predictive of  $Z$  by solving a constrained min-max game. We explore one linear counterfactual method, AlterRep (Ravfogel et al., 2021), which builds on INLP by projecting embeddings along classifiers’ rowspaces, placing them on the counterfactual side of the separating hyperplanes. Finally, we study three nonlinear counterfactual methods, which are all gradient-based interventions (Tucker

et al., 2021; Davies et al., 2023): a MLP probe is trained on  $Z$ , then embeddings are modified to minimize the loss of the probe with respect to the target counterfactual value  $Z = z'$  within an  $L_\infty$ -ball of radius  $\epsilon$  around the original embedding using gradient-based adversarial attacks. The attack methods (FGSM (Goodfellow et al., 2015), PGD (Madry et al., 2017), and AutoAttack (Croce & Hein, 2020)) are described in Appendix C.3. After intervening on  $Z_c$  to obtain representations  $\hat{\mathbf{h}}_{Z_c}$ , we use validation probes  $\hat{o}$  to measure completeness, selectivity, and reliability.

**Impact on Model Behavior** The ultimate goal of causal probing is to measure a model  $M$ ’s use of a property  $Z$  by comparing intervened predictions  $P_M(\cdot|\mathbf{x}, \text{do}(Z))$  to its original predictions  $P_M(\cdot|\mathbf{x})$ . Our framework aims to measure the reliability of the interventions themselves, a prerequisite to making claims about the underlying model. It is nonetheless important to consider how the completeness, selectivity, and reliability of a given intervention relate to its impact on model behavior. Thus, for each intervention, we also feed the intervened final-layer mask embeddings  $\hat{\mathbf{h}}_{[\text{MASK}]}^L$  for all test instances into BERT’s prediction head, measuring task accuracy based on whether it assigns the correct verb form a higher probability, and subtract this “intervened” accuracy from the original task accuracy (98.62%) for each intervention to yield  $\Delta\text{Task Acc}$  (cf. Elazar et al., 2021; Lasri et al., 2022; Davies et al., 2023).

## 5 Experimental Results

Below, we present results for completeness, selectivity, reliability, and  $\Delta\text{Task Acc}$  of all intervention methods in the final layer (Section 5.1), then examine their reliability in earlier layers (Section 5.2).

### 5.1 Final-Layer Results

First, we note that both validation probes are able to consistently predict each property (99.4% and 88.4% accuracy for  $Z_c$  and  $Z_e$ , respectively), which is a necessary prerequisite to validate any further results. Results reported in this section are obtained using MLP validation probes, but we observe similar results mirroring all major trends when using linear validation probes (see Appendix D.3).

**Completeness, Selectivity, & Reliability** Each intervention has a hyperparameter ( $\epsilon$  for GBIs, rank  $r$  for INLP and RLACE, and  $\alpha$  for AlterRep), where increasing its value leads to stronger interventions. Thus, each hyperparameter setting yields a different value of completeness, selectivity, and reliability for a given intervention method. Figure 2a plots selectivity against completeness for each method, showing that once each hyperparameter is raised enough, selectivity drops and reliability plateaus or decreases. See Appendix D.1 for the precise values of completeness, selec-

<sup>5</sup>Note that this always results in MLP validation probes; see Appendix D.3 for results with linear validation probes. Validation sets used for selecting validation probes have the same independence and label-distribution properties as their train sets.

<sup>6</sup>We leave these spurious correlations in training data of interventional probes to test the impact that they have on the resulting interventions’ completeness and selectivity, as this is a better proxy for their completeness and selectivity in more realistic settings where controlling for spurious correlations may not always be possible.

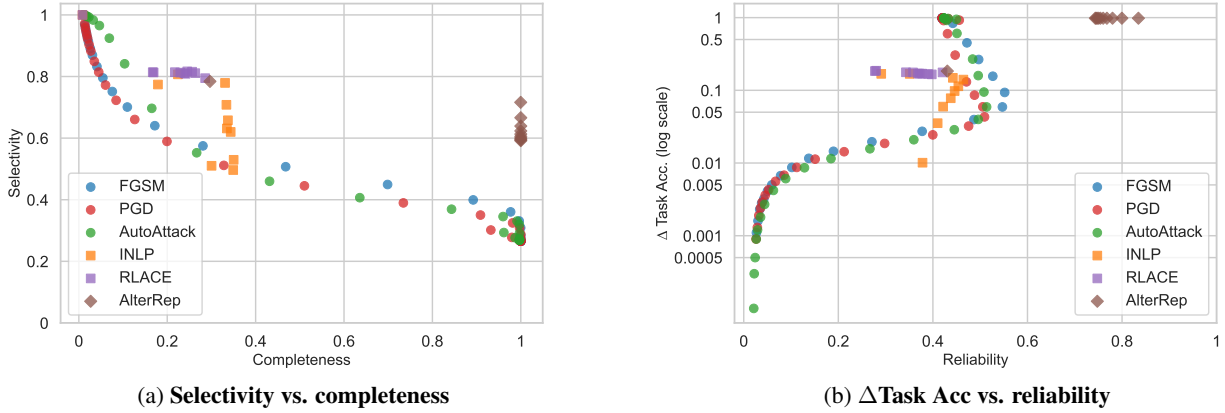


Figure 2: **Completeness, selectivity, reliability, and  $\Delta$ Task Acc** for all interventions in the final layer. Each point in both plots corresponds to a different hyperparameter setting. (See Figures 7 and 8 for analogous plots with different axes for comparison.)

|            | $C(\hat{\mathbf{H}}_Z)$ | $S(\hat{\mathbf{H}}_Z)$ | $R(\hat{\mathbf{H}}_Z)$ | $x_{opt}$          |
|------------|-------------------------|-------------------------|-------------------------|--------------------|
| FGSM       | 0.8923                  | 0.3994                  | 0.5518                  | $\epsilon = 0.112$ |
| PGD        | 0.7343                  | 0.3897                  | 0.5092                  | $\epsilon = 0.112$ |
| AutoAttack | 0.8433                  | 0.3692                  | 0.5136                  | $\epsilon = 0.112$ |
| AlterRep   | 1.0000                  | 0.7162                  | <b>0.8346</b>           | $\alpha = 0.1$     |
| INLP       | 0.3308                  | 0.7792                  | 0.4644                  | $r = 8$            |
| RLACE      | 0.2961                  | 0.7782                  | 0.4290                  | $r = 33$           |

Table 1: **Intervention scores for maximum-reliability hyperparameters** in the final layer. All scores are reported for the hyperparameter  $x_{opt}$  that maximizes the reliability of each respective method. Counterfactual methods are grouped above the double line, with concept removal methods below it. (All scores have standard error  $< 0.002$ ; see Table 3.)

tivity, and reliability at each hyperparameter value; and note that results using linear validation probes are available in Appendix D.3, which are very similar to those using MLP validation probes reported in the main paper.

Table 1 shows these metrics for each method at the hyperparameter that yields the highest reliability. AlterRep (the only intervention we consider that is both linear and counterfactual) achieves the highest reliability score, with perfect completeness and reasonably high selectivity. The nonlinear counterfactual methods (FGSM, PGD, and AutoAttack) all perform very similarly to each other, with high completeness and low selectivity yielding moderate reliability. The linear concept removal methods INLP and RLACE reverse this trend, with high selectivity but low completeness yielding the lowest reliability scores.

**Task Accuracy** Figure 2b shows  $\Delta$ Task Acc as a function of the reliability for each intervention and hyperparameter setting. For most methods and hyperparameter values,  $\Delta$ Task Acc increases alongside intervention reliability (largely due to changes in completeness; see Appendix D.2). There are some exceptions: first, AlterRep shows  $\Delta$ Task Acc  $\approx 1$  for most hyperparameter values, consistent with its being the most reliable method. Second, the points at which the GBIs (FGSM, PGD, and AutoAttack) achieve the highest  $\Delta$ Task Acc are *not* at their highest reliability values, resulting in a backward curve visible at the top of Figure 2b, corresponding to hyperparameter  $\epsilon$  being raised past the point of maximum reliability where there is near-perfect completeness but much lower selectivity (see Figure 9). Finally, RLACE shows a similar impact on task accuracy even for different completeness and reliability scores due to its “noisy” equilibrium in reliability and completeness for high rank  $r$  (see Figure 11); whereas, similar to GBIs, INLP shows an increasing impact on task accuracy for more reliable hyperparameter settings.

## 5.2 Reliability by Layer

As in the final layer, validation probes over earlier layers can consistently predict each property ( $\geq 89.7\%$  and  $\geq 87.3\%$  accuracy for  $Z_c$  and  $Z_e$ , respectively; see Figure 16). We use MLP validation probes to evaluate interventions in each layer, as they achieve higher validation accuracy than linear validation probes for all layers (see Figure 16); but the results obtained using linear validation probes show the same trends (e.g., the same reliability ordering over methods for each layer; see Figure 15).

Figure 3 shows the reliability for each method using the hyperparameters that obtain the highest reliability in that



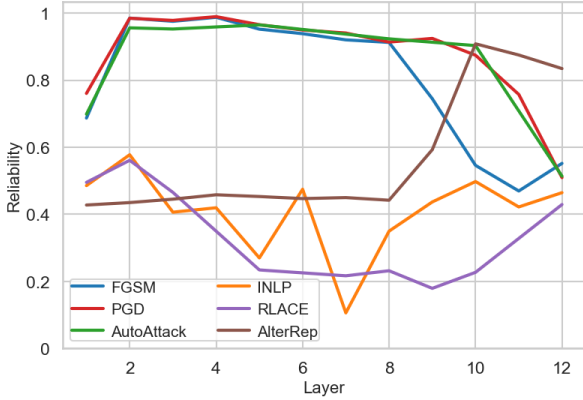


Figure 3: **Maximum reliability by layer** for each intervention across all layers.

layer. All GBIs score the highest reliability for layers 1 to 9, with AlterRep achieving the highest reliability for layers 10 to 12. For nearly all layers, INLP and RLACE have the lowest reliability.

## 6 Discussion

**Tradeoff: Completeness vs. Selectivity** In the final layer, the linear counterfactual method AlterRep is more reliable than the nonlinear counterfactual methods (GBIs) – both kinds of counterfactual methods can achieve near perfect completeness (Figure 2a); but AlterRep has much higher selectivity, yielding the higher reliability score. However, for earlier and intermediate layers  $L < 10$ , all GBIs are more reliable than AlterRep (Figure 3). Specifically, PGD and FGSM in layer 4 achieve the most favorable tradeoff between completeness and selectivity (i.e., reliability) of all methods across all layers, suggesting that nonlinear counterfactual interventions in early layers may be the most effective approach to causal probing overall, followed by linear counterfactuals in later layers. The drop in GBI reliability in later layers is due to the completeness/selectivity tradeoff, where selectivity drops off at lower values of hyperparameter  $\epsilon$  (see, e.g., Figure 4) – intuitively, where linear methods are sufficient to perform reliable interventions, it is expected that more powerful and expressive nonlinear interventions will cause collateral damage to non-targeted properties. Finally, in contrast to counterfactual methods, concept removal interventions never achieve high completeness, but tend to have generally high selectivity. This selectivity is likely the result of both INLP and RLACE being explicitly optimized to minimize collateral damage (Ravfogel et al., 2020; 2022a).

**Linearity by Layer** The striking difference between the reliability of linear and nonlinear counterfactual methods by layer also raise the interesting possibility that task-relevant

representations may be encoded more linearly in later layers, but nonlinearly in early and intermediate layers. This would be intuitive, as embeddings in earlier layers will pass through many nonlinearities before word prediction, allowing a high degree of nonlinear representation (White et al., 2021); and on the other hand, any output-discriminative information must be made linearly separable in the final embedding layer of neural networks (Alain & Bengio, 2017). There is a long history of work studying the so-called *linear representation hypothesis* (LRH; Mikolov et al., 2013; Pennington et al., 2014; Bolukbasi et al., 2016; Vargas & Cotterell, 2020) – i.e., that neural networks encode most or all features linearly – with some recent works suggesting that this hypothesis is true even for modern LLMs (Burns et al., 2023; Tigges et al., 2023; Park et al., 2024b). However, many of these studies often consider embeddings only in the input or final (“unembedding”) layer of LLMs (Jiang et al., 2024; Park et al., 2024b;a), neglecting intermediate layers. Our findings provide an important contrast: while they do not directly validate or refute the LRH, the stark difference between the reliability of linear and nonlinear counterfactual methods in early/intermediate versus later layers indicates that findings in support of the LRH in the final layer may not generalize to earlier layers.

**Counterfactual vs. Concept Removal Interventions** All counterfactual methods (linear and nonlinear) achieve substantially higher completeness and reliability than concept removal methods (INLP and RLACE). Our evaluation framework is equally applicable to both types of interventions: it uses the same validation probes and dataset, and is not biased in favor of one methodology or the other. Yet, consider INLP and AlterRep: in our implementation, AlterRep uses the *same* classifiers as INLP, simply carrying out a counterfactual rather than concept removal transformation; but AlterRep has a final-layer reliability score 0.8346 and completeness score of 1.0, while INLP has 0.4644 and 0.3503, respectively. Why should the same set of classifiers using a similar method yield such a different outcome?

One possible explanation is a general critique of causal probing: interventions (both counterfactual and concept removal) operate at the level of latent properties, meaning that they can produce embeddings that do not correspond to any specific input (Geiger et al., 2020; Abraham et al., 2022; Huang et al., 2024). For instance, consider the subject-verb agreement task. For input  $x =$  “The boy with the keys [MASK] the door”, what sentence  $x_{Z_c=0}$  would correspond to the concept removal intervention  $\text{do}(Z_c = 0)$ ? In English, there is no corresponding noun where grammatical number is “nullified”. For counterfactual interventions  $\text{do}(Z_c = z')$ , however, there is a natural interpretation of the intervened sentence  $x_{Z_c=z'}$ : “boy” would be swapped out for “boys”.

Given that there are no “nullified inputs”  $x_{Z=0}$  that can be

used to produce ground-truth “nullified embeddings”  $\mathbf{h}_{Z=0}$  to train validation probes, one natural interpretation might be that prediction over nullified embeddings is a form of “validation probe distribution shift”, which would explain the poor performance of concept removal interventions. That is, since validation probes are never directly trained on intervened embeddings, the fact that they “transfer” better to counterfactual embeddings than to nullified embeddings is the direct result of the lack of correspondence of concept removal interventions to any particular “ground truth” (either in the input or embedding spaces) compared with counterfactual interventions. We argue that such low completeness and reliability scores for concept removal interventions are likely due to this inherent problem with the concept of embedding nullification, rather than any particular intervention methodology.

**Reliability and Task Accuracy** Figures 2b and 8 show a clear trend: more reliable and complete interventions and hyperparameter values show a greater impact on task performance. In particular, the most reliable intervention (AlterRep) consistently shows the greatest  $\Delta$ Task Acc, and the least reliable methods (i.e., the concept removal interventions INLP and RLACE) show the least clear trend. The GBIs, which are more reliable than INLP and RLACE but less reliable than AlterRep, can damage task accuracy as much as AlterRep, but only after raising  $\epsilon$  beyond its maximum-reliability setting.

This is an intuitive result: in the case where BERT does indeed perform the subject-verb agreement task by leveraging its representation of  $Z_c$ , then more reliable interventions would have a greater effect on the model’s task performance. We do not claim that this is necessarily the case – e.g., results might look different if we sample from a different test distribution or intervene in earlier layers – rather, we take the clear relationship between intervention reliability and  $\Delta$ Task Acc to be a strong indicator that more reliable methods indeed yield stronger and more consistent results. This finding reinforces the utility of our framework in evaluating causal probing interventions as tools for studying models’ use of latent representations.

## 7 Conclusion

In this work, we proposed a general empirical evaluation framework for causal probing, defining the reliability of interventions in terms of completeness, selectivity, and reliability. Our framework makes it possible to directly compare different kinds of interventions, such as linear vs. nonlinear or counterfactual vs concept removal methods. We applied our framework to study leading causal probing techniques, finding that they all exhibit a tradeoff between completeness and selectivity. We show that counterfactual interventions tend to be more complete and reliable, and

nonlinear methods are more reliable than linear methods in early/intermediate layers but not in later layers. The large difference in reliability between a counterfactual and concept removal intervention that are nearly methodologically identical suggests that the underlying differences between these intervention types, rather than differences between specific methods of each type, may explain why counterfactual interventions are more complete and reliable than concept removal methods. Finally, we observed that the most reliable interventions also had the most consistent impact on the behavior of the underlying LLM, indicating that reliability is an effective tool for comparing and evaluating intervention methods.

## Impact

This paper presents work whose goal is to advance the foundations of mechanistic interpretability. As our work is principally concerned with foundational techniques for interpreting deep learning models, and is not associated with any specific economic, sociotechnical, or other societal application, we do not anticipate any direct societal consequences of our work. That is, there are many potential indirect societal implications of all foundational machine learning research, and this is equally true of our work; but we do not feel that any specific such implication is particularly relevant to our work or should otherwise be highlighted here.

## References

- Abraham, E. D., D’Oosterlinck, K., Feder, A., Gat, Y., Geiger, A., Potts, C., Reichart, R., and Wu, Z. Cebab: Estimating the causal effects of real-world concepts on nlp model behavior. *Advances in Neural Information Processing Systems*, 35:17582–17596, 2022.
- Alain, G. and Bengio, Y. Understanding intermediate layers using linear classifier probes, 2017. URL <https://openreview.net/forum?id=ryF7rTqgl>.
- Arora, A., Jurafsky, D., and Potts, C. Causalgym: Benchmarking causal interpretability methods on linguistic tasks. *arXiv preprint arXiv:2402.12560*, 2024.
- Belinkov, Y. Probing classifiers: Promises, shortcomings, and advances. *Computational Linguistics*, 48(1):207–219, March 2022. doi: 10.1162/coli\_a-00422. URL <https://aclanthology.org/2022.cl-1.7>.
- Bolukbasi, T., Chang, K.-W., Zou, J. Y., Saligrama, V., and Kalai, A. T. Man is to computer programmer as woman is to homemaker? debiasing word embeddings. *Advances in neural information processing systems*, 29, 2016.
- Burns, C., Ye, H., Klein, D., and Steinhardt, J. Discovering latent knowledge in language models without supervision.



- In *The Eleventh International Conference on Learning Representations*, 2023. URL <https://openreview.net/forum?id=ETKGuby0hcs>.
- Croce, F. and Hein, M. Reliable evaluation of adversarial robustness with an ensemble of diverse parameter-free attacks. In *International conference on machine learning*, pp. 2206–2216. PMLR, 2020.
- Davies, A. and Khakzar, A. The cognitive revolution in interpretability: From explaining behavior to interpreting representations and algorithms. *arXiv preprint arXiv:2408.05859*, 2024. URL <https://arxiv.org/abs/2408.05859>.
- Davies, A., Jiang, J., and Zhai, C. Competence-based analysis of language models. *arXiv preprint arXiv:2303.00333*, 2023.
- Devlin, J., Chang, M.-W., Lee, K., and Toutanova, K. BERT: Pre-training of deep bidirectional transformers for language understanding. In *Proceedings of the 2019 Conference of the North American Chapter of the Association for Computational Linguistics: Human Language Technologies, Volume 1 (Long and Short Papers)*, pp. 4171–4186, Minneapolis, Minnesota, June 2019. Association for Computational Linguistics. doi: 10.18653/v1/N19-1423. URL <https://aclanthology.org/N19-1423>.
- Elazar, Y., Ravfogel, S., Jacovi, A., and Goldberg, Y. Amnesic probing: Behavioral explanation with amnesic counterfactuals. *Transactions of the Association for Computational Linguistics*, 9:160–175, 2021. doi: 10.1162/tacl.a.00359. URL <https://aclanthology.org/2021.tacl-1.10>.
- Geiger, A., Richardson, K., and Potts, C. Neural natural language inference models partially embed theories of lexical entailment and negation. In Alishahi, A., Belinkov, Y., Chrupala, G., Hupkes, D., Pinter, Y., and Sajjad, H. (eds.), *Proceedings of the Third BlackboxNLP Workshop on Analyzing and Interpreting Neural Networks for NLP*, pp. 163–173, Online, November 2020. Association for Computational Linguistics. doi: 10.18653/v1/2020.blackboxnlp-1.16. URL <https://aclanthology.org/2020.blackboxnlp-1.16>.
- Geiger, A., Wu, Z., Potts, C., Icard, T., and Goodman, N. Finding alignments between interpretable causal variables and distributed neural representations. In Locatello, F. and Didelez, V. (eds.), *Proceedings of the Third Conference on Causal Learning and Reasoning*, volume 236 of *Proceedings of Machine Learning Research*, pp. 160–187. PMLR, 01–03 Apr 2024. URL <https://proceedings.mlr.press/v236/geiger24a.html>.
- Goodfellow, I., Shlens, J., and Szegedy, C. Explaining and harnessing adversarial examples. In *International Conference on Learning Representations*, 2015. URL <http://arxiv.org/abs/1412.6572>.
- Hewitt, J. and Liang, P. Designing and interpreting probes with control tasks. In *Proceedings of the 2019 Conference on Empirical Methods in Natural Language Processing and the 9th International Joint Conference on Natural Language Processing (EMNLP-IJCNLP)*, pp. 2733–2743, Hong Kong, China, November 2019. Association for Computational Linguistics. doi: 10.18653/v1/D19-1275. URL <https://aclanthology.org/D19-1275>.
- Huang, J., Wu, Z., Potts, C., Geva, M., and Geiger, A. RAVEL: Evaluating interpretability methods on disentangling language model representations. In Ku, L.-W., Martins, A., and Srikumar, V. (eds.), *Proceedings of the 62nd Annual Meeting of the Association for Computational Linguistics (Volume 1: Long Papers)*, pp. 8669–8687, Bangkok, Thailand, August 2024. Association for Computational Linguistics. doi: 10.18653/v1/2024.acl-long.470. URL <https://aclanthology.org/2024.acl-long.470/>.
- Jiang, Y., Rajendran, G., Ravikumar, P. K., Aragam, B., and Veitch, V. On the origins of linear representations in large language models. In *Forty-first International Conference on Machine Learning*, 2024. URL <https://openreview.net/forum?id=otuTw4Mghk>.
- Kumar, A., Tan, C., and Sharma, A. Probing classifiers are unreliable for concept removal and detection. *Advances in Neural Information Processing Systems*, 35:17994–18008, 2022.
- Lasri, K., Pimentel, T., Lenci, A., Poibeau, T., and Cotterell, R. Probing for the usage of grammatical number. In *Proceedings of the 60th Annual Meeting of the Association for Computational Linguistics (Volume 1: Long Papers)*, pp. 8818–8831, Dublin, Ireland, May 2022. Association for Computational Linguistics. doi: 10.18653/v1/2022.acl-long.603. URL <https://aclanthology.org/2022.acl-long.603>.
- Linzen, T., Dupoux, E., and Goldberg, Y. Assessing the Ability of LSTMs to Learn Syntax-Sensitive Dependencies. *Transactions of the Association for Computational Linguistics*, 4:521–535, December 2016. ISSN 2307-387X. doi: 10.1162/tacl.a.00115. URL <https://direct.mit.edu/tacl/article/43378>.
- Madry, A., Makelov, A., Schmidt, L., Tsipras, D., and Vladu, A. Towards deep learning models resistant to adversarial attacks. *arXiv preprint arXiv:1706.06083*, 2017.

- Mikolov, T., Yih, W.-t., and Zweig, G. Linguistic regularities in continuous space word representations. In *Proceedings of the 2013 conference of the north american chapter of the association for computational linguistics: Human language technologies*, pp. 746–751, 2013.
- Park, K., Choe, Y. J., Jiang, Y., and Veitch, V. The geometry of categorical and hierarchical concepts in large language models. *arXiv preprint arXiv:2406.01506*, 2024a.
- Park, K., Choe, Y. J., and Veitch, V. The linear representation hypothesis and the geometry of large language models. In *Forty-first International Conference on Machine Learning*, 2024b. URL <https://openreview.net/forum?id=UGpGkLzwpP>.
- Pennington, J., Socher, R., and Manning, C. D. Glove: Global vectors for word representation. In *Proceedings of the 2014 conference on empirical methods in natural language processing (EMNLP)*, pp. 1532–1543, 2014.
- Ravfogel, S., Elazar, Y., Gonen, H., Twiton, M., and Goldberg, Y. Null it out: Guarding protected attributes by iterative nullspace projection. In *Proceedings of the 58th Annual Meeting of the Association for Computational Linguistics*, pp. 7237–7256, Online, July 2020. Association for Computational Linguistics. doi: 10.18653/v1/2020.acl-main.647. URL <https://aclanthology.org/2020.acl-main.647>.
- Ravfogel, S., Prasad, G., Linzen, T., and Goldberg, Y. Counterfactual interventions reveal the causal effect of relative clause representations on agreement prediction. In Bisazza, A. and Abend, O. (eds.), *Proceedings of the 25th Conference on Computational Natural Language Learning*, pp. 194–209, Online, November 2021. Association for Computational Linguistics. doi: 10.18653/v1/2021.conll-1.15. URL <https://aclanthology.org/2021.conll-1.15>.
- Ravfogel, S., Twiton, M., Goldberg, Y., and Cotterell, R. D. Linear adversarial concept erasure. In Chaudhuri, K., Jegelka, S., Song, L., Szepesvari, C., Niu, G., and Sabato, S. (eds.), *Proceedings of the 39th International Conference on Machine Learning*, volume 162 of *Proceedings of Machine Learning Research*, pp. 18400–18421. PMLR, 17–23 Jul 2022a. URL <https://proceedings.mlr.press/v162/ravfogel22a.html>.
- Ravfogel, S., Vargas, F., Goldberg, Y., and Cotterell, R. Adversarial concept erasure in kernel space. In *Proceedings of the 2022 Conference on Empirical Methods in Natural Language Processing*, pp. 6034–6055, Abu Dhabi, United Arab Emirates, December 2022b. Association for Computational Linguistics. URL <https://aclanthology.org/2022.emnlp-main.405>.
- Ravfogel, S., Goldberg, Y., and Cotterell, R. Log-linear guardedness and its implications. In Rogers, A., Boyd-Graber, J., and Okazaki, N. (eds.), *Proceedings of the 61st Annual Meeting of the Association for Computational Linguistics (Volume 1: Long Papers)*, pp. 9413–9431, Toronto, Canada, July 2023. Association for Computational Linguistics. doi: 10.18653/v1/2023.acl-long.523. URL <https://aclanthology.org/2023.acl-long.523>.
- Shao, S., Ziser, Y., and Cohen, S. B. Gold doesn’t always glitter: Spectral removal of linear and nonlinear guarded attribute information, 2022. URL <https://arxiv.org/abs/2203.07893>.
- Tigges, C., Hollinsworth, O. J., Geiger, A., and Nanda, N. Linear representations of sentiment in large language models. *arXiv preprint arXiv:2310.15154*, 2023.
- Tucker, M., Qian, P., and Levy, R. What if this modified that? syntactic interventions with counterfactual embeddings. In *Findings of the Association for Computational Linguistics: ACL-IJCNLP 2021*, pp. 862–875, Online, August 2021. Association for Computational Linguistics. doi: 10.18653/v1/2021.findings-acl.76. URL <https://aclanthology.org/2021.findings-acl.76>.
- Vargas, F. and Cotterell, R. Exploring the linear subspace hypothesis in gender bias mitigation. In Weber, B., Cohn, T., He, Y., and Liu, Y. (eds.), *Proceedings of the 2020 Conference on Empirical Methods in Natural Language Processing (EMNLP)*, pp. 2902–2913, Online, November 2020. Association for Computational Linguistics. doi: 10.18653/v1/2020.emnlp-main.232. URL <https://aclanthology.org/2020.emnlp-main.232/>.
- Vig, J., Gehrmann, S., Belinkov, Y., Qian, S., Nevo, D., Sakenis, S., Huang, J., Singer, Y., and Shieber, S. Causal mediation analysis for interpreting neural nlp: The case of gender bias. *arXiv preprint arXiv:2004.12265*, 2020.
- White, J. C., Pimentel, T., Saphra, N., and Cotterell, R. A non-linear structural probe. In Toutanova, K., Rumshisky, A., Zettlemoyer, L., Hakkani-Tur, D., Beltagy, I., Bethard, S., Cotterell, R., Chakraborty, T., and Zhou, Y. (eds.), *Proceedings of the 2021 Conference of the North American Chapter of the Association for Computational Linguistics: Human Language Technologies*, pp. 132–138, Online, June 2021. Association for Computational Linguistics. doi: 10.18653/v1/2021.naacl-main.12. URL <https://aclanthology.org/2021.naacl-main.12>.
- Zou, A., Phan, L., Chen, S., Campbell, J., Guo, P., Ren, R., Pan, A., Yin, X., Mazeika, M., Dombrowski, A.-K., et al.

Representation engineering: A top-down approach to ai transparency. *arXiv preprint arXiv:2310.01405*, 2023.

## A Limitations

**Experimental Task and LLM** In this work, we focus primarily on developing an empirical evaluation framework to evaluate causal probing reliability, and deploy this framework in the context of a relatively simple model (BERT) and task (subject-verb agreement). As we discuss in Section 4, we intentionally select a more straightforward, well-studied experimental setting in order to focus on our framework and the distinctions it reveals between several types of causal probing interventions. That is, despite the proliferation of much larger and more powerful LLMs than BERT, there is still no commonly agreed-upon method for interpreting BERT’s learned representations and explaining its behavior, even for simple zero-shot prompting tasks on which it achieves high accuracy. As our focus is to rigorously evaluate existing causal probing methodologies (many of which have been designed specifically with masked language models like BERT in mind), we believe it is more useful to evaluate causal probing methods in the simpler and better-understood context of BERT than it would be to scale our empirical analysis to larger models.

However, it is important to note that our evaluation framework makes no assumptions regarding LLM scale or architecture, nor the complexity of causal task structures. Thus, now that we have demonstrated the effectiveness of our framework in discovering new insights regarding leading intervention methods and providing the first hard evidence to empirically inform long-standing debates regarding causal probing, such as the conceptual issues with concept removal interventions (Abraham et al., 2022; Kumar et al., 2022; Huang et al., 2024), we hope that our framework will be deployed and improved upon by future work to study larger and more complex tasks and models, such as autoregressive decoder-only (GPT-style) models and tasks with many more latent properties of interest.

## B Framework Details

**Completeness of Concept Removal Interventions** In Equation (2), we define the “goal” distribution  $P_Z^*$  of a concept removal intervention used in causal probing as being the uniform distribution – i.e., for a perfect concept removal intervention,  $P_Z^* = P_v(Z|\mathbf{h}_{Z=0}^*) = \mathcal{U}(Z)$ . However, this is only true in the case of *causal probing*, and is not true of some concept removal applications such as guarding protected attributes (see, e.g., Ravfogel et al. 2023). That is, in the case of causal probing, the goal of an intervention is to intervene on a model’s representation during its forward pass, feeding the intervened embedding back into the model and observing the change in the model’s behavior (as described in Section 2). Recall that the purpose of a validation probe  $v$  is to decode model  $M$ ’s representation of a given property  $Z$ , not to predict its ground truth value – that is, even if  $M$  encodes the incorrect value of  $Z = z'$  rather than  $Z = z$  for a given input, the validation probe should still decode the incorrect value  $Z = z'$ . Indeed, this is precisely the principle behind using validation probes in the case of counterfactual interventions that change the representation of  $Z = z$  to counterfactual value  $Z = z'$ , where validation probes are used to validate the extent to which the representation has actually been changed to encode this counterfactual value, and the ideal counterfactual intervention yields  $P_v(Z = z'|\mathbf{h}_{Z=z'}^*) = P^*(Z = z') = 1$ . However, in the case of concept removal interventions  $\text{do}(Z = 0)$ , an intervened embedding  $\mathbf{h}_{Z=0}^*$  would ideally remove all information encoding  $M$ ’s representation of the value taken by  $Z$ , meaning that the  $M$  would not encode any value  $Z = z_1$  as being more probable than  $Z = z_2$  (as any information that is predictive of the value taken by  $Z$  should have been removed). In this case, the validation probe  $v$  would predict an equal probability  $P_v(Z = z_i|\mathbf{h}_{Z=0}^*)$  for any given value  $z_i$  that may be taken by  $Z$  – i.e.,  $P_v(Z|\mathbf{h}_{Z=0}^*) = P_Z^* = \mathcal{U}(Z)$ .

However, this is not the case in the context of instances such as guarding protected attributes, where the goal of an intervention  $\text{do}(Z = 0)$  is to remove all information that is predictive of  $Z$  from embedding representations  $\mathbf{h}_{Z=0}^*$  such that no probe  $g$  can be trained to predict  $P_g(Z|\mathbf{h}_{Z=0}^*)$  any better than predicting  $P(Z)$  – i.e., ignoring the embedding entirely and simply mapping every input to the label distribution  $P(Z)$  (Ravfogel et al., 2023). In this case, the probe  $g$  is trained on intervened embeddings  $\hat{\mathbf{h}}_{Z=0}$ , in which case it can learn to map every such embedding to the label distribution  $P(Z)$ , which yields superior performance relative to predicting the uniform distribution  $\mathcal{U}(Z)$  in any case where the label distribution  $P(Z)$  is not perfectly uniform, as such a  $g$  would have an expected accuracy equal to the proportion of test instances with the most common label  $Z = z_{\text{argmax}}$  (which would be greater than the accuracy  $\frac{1}{k}$  expected by defaulting to  $\mathcal{U}(Z)$ ).

The key technical distinction between these two use cases of concept removal interventions is *whether or not probes or underlying models are trained or fine-tuned in the context of interventions*. In the case of causal probing, they are not – the (frozen) model  $M$  has no opportunity to recover the original value of  $Z = z$  following a concept removal intervention  $\text{do}(Z = 0)$ , and this should be reflected by validation probes. This is natural, given that the purpose of causal probing is to interpret the properties used by  $M$  in making a given prediction, not to test whether  $M$  can be trained to recover properties removed by interventions; and this is reflected by validation probes  $v$ , which are never trained on intervened embeddings. In

How Reliable are Causal Probing Interventions?

|                   | $Z_e = \emptyset$ | $Z_e = \text{Sg}$ | $Z_e = \text{Pl}$ | Total |
|-------------------|-------------------|-------------------|-------------------|-------|
| $Z_c = \text{Sg}$ | 176K              | 31K               | 5K                | 213K  |
| $Z_c = \text{Pl}$ | 78K               | 10K               | 4K                | 92K   |
| Total             | 254K              | 41K               | 9K                | 305K  |

Table 2: **Contingency Table on Test Set.** Distribution of data across combinations of causal and environmental variables.  $Z_e = \emptyset$  denotes instances which have no prepositional phrase attached to the subject (and thus, contain no environmental variable). Note that the label distributions are unbalanced:  $P(Z_c = \text{Sg}) = 69.8\%$  and  $P(Z_e = \text{Sg} | E \neq \emptyset) = 81.5\%$ .

contrast, for concept removal, probes (or models) are trained on intervened embeddings, and may learn to recover properties removed by interventions, meaning that – even in the worst case where all information has been removed – it would at least be possible to learn to reproduce the label distribution  $P(Z)$ ; but there is no reason to expect a model  $M$  or validation probe  $v$  to do so, given that they have never been trained on intervened embeddings. Thus, while we define the “goal” distribution  $P_Z^* = \mathcal{U}(Z)$  for measuring the completeness of concept removal interventions as being  $\mathcal{U}(Z)$  rather than  $P(Z)$ , this distribution would instead be  $P_Z^* = P(Z)$  in the case of concept removal.

## C Experimental Details

### C.1 Dataset

We use syntax annotations to extract values for the environmental variable  $Z_e$  from the LGD dataset (Linzen et al., 2016): if the part-of-speech of the word immediately preceding the [MASK] token is a noun, and it is the object of a preposition (i.e., not the subject), then its number defines  $Z_e$ . About 83% of the sentences do not have a prepositional object preceding [MASK], and so are only relevant for causal interventions.

The contingency table for values of  $Z_c$  and  $Z_e$  in the test set are in Table 2.

### C.2 Probe Details

Our experiments include linear and MLP probes (both for interventions and as validation probes). Linear interventions (INLP, RLACE, and AlterRep) require linear probes; and for nonlinear interventions (GBIs), we use MLPs. For validation probes, we experiment with both linear and MLP probes. For all probes, we select hyperparameters by performing a grid search across candidate hyperparameter values, selecting the hyperparameters that yield the highest validation-set accuracy. We save probe parameters from the epoch with the highest validation-set accuracy with patience of 4 epochs. All probes are trained with cross-entropy loss.

For all **linear probes**, we consider learning rates in [0.0001, 0.001, 0.01, 0.1].

For **MLP probes**, we perform grid search over the following hyperparameter values:

- Number of hidden layers: [1, 2, 3]
- Layer size: [64, 256, 512, 1024]
- Learning rate: [0.0001, 0.001, 0.01]

### C.3 Interventions

**Gradient Based Interventions:** For all gradient-based intervention methods (Davies et al., 2023), we define the maximum perturbation magnitude of each intervention as  $\epsilon$  (i.e.,  $\|\hat{\mathbf{h}}_Z - \mathbf{h}\|_\infty \leq \epsilon$ ), and experiment over a range of  $\epsilon$  values between 0.005 to 5.0 – specifically,  $\epsilon \in [0.005, 0.006, 0.007, 0.009, 0.011, 0.013, 0.016, 0.019, 0.024, 0.029, 0.035, 0.042, 0.051, 0.062, 0.076, 0.092, 0.112, 0.136, 0.165, 0.2, 0.286, 0.409, 0.585, 0.836, 1.196, 1.71, 2.445, 3.497, 5.0]$ . (These are the points along the x-axis for the results visualized in Figures 4 and 12.) We consider the following gradient attack methods for GBIs:

1. **FGSM** We implement Fast Gradient Sign Method (FGSM; Goodfellow et al., 2015) interventions as:

$$h' = h + \epsilon \cdot \text{sgn}(\nabla_h \mathcal{L}(f_{\text{cls}}, x, y))$$

2. **PGD** We implement Projected Gradient Descent (PGD; Madry et al., 2017) interventions as  $h' = h^T$  where

$$h_{t+1} = \Pi_{\mathcal{N}(h)}(h_t + \alpha \cdot \text{sgn}(\nabla_h \mathcal{L}(f_{\text{cls}}, x, y)))$$

for iterations  $t = 0, 1, \dots, T$ , projection operator  $\Pi$ , and  $L_\infty$ -neighborhood  $\mathcal{N}(h) = \{h' : \|h - h'\| \leq \epsilon\}$ . For PGD, we use 2 additional hyperparameters: iterations  $T$  and step size  $\alpha$ , while fixing  $T = 40$ , as suggested by (Davies et al., 2023).

3. **AutoAttack** AutoAttack (Croce & Hein, 2020) is an ensemble of adversarial attacks that includes FAB, Square, and APGD attacks. Auto-PGD (APGD) is a variant of PGD that automatically adjusts the step size to ensure effective convergence. The parameters used were set as norm =  $L_\infty$  and for Square attack, the n\_queries=5000.

**Concept Removal Interventions** For concept removal interventions, we project embeddings into the nullspaces of classifiers. Here, the rank  $r$  corresponds to the dimensionality of the subspace identified and erased by the intervention, meaning that the number of dimensions removed is equal to the rank.<sup>7</sup> We experiment over the range of values  $r \in [0, 1, \dots, 40]$ . (These are the points along the x-axis for the results visualized in Figures 6 and 14.) We consider the following concept removal interventions:

1. **INLP** We implement Iterative Nullspace Projection (INLP; Ravfogel et al., 2020) as follows: we train a series of classifiers  $w_1, \dots, w_n$ , where in each iteration, embeddings are projected into the nullspace of the preceding classifiers  $P_N(w_0) \cap \dots \cap P_N(w_n)$ . We then apply the combined projection matrix to calculate the final projection where  $P := P_N(w_1) \cap \dots \cap P_N(w_i)$ ,  $X$  is the full set of embeddings, and  $X_{\text{projected}} \leftarrow P(X)$ .
2. **RLACE** We implement Relaxed Linear Adversarial Concept Erasure (R-LACE; (Ravfogel et al., 2022a)) which defines a linear minimax game to adversarially identify and remove a linear bias subspace. In this approach,  $\mathcal{P}_k$  is defined as the set of all  $D \times D$  orthogonal projection matrices that neutralize a rank  $r$  subspace:

$$P \in \mathcal{P}_k \leftrightarrow P = I_D - W^\top W$$

The minimax equation is then solved to obtain the projection matrix  $P$  which is used to calculate the final intervened embedding  $X_{\text{projected}}$ , similar to INLP

$$\min_{\theta \in \Theta} \max_{P \in \mathcal{P}_k} \sum_{n=1}^N \ell(y_n, g^{-1}(\theta^\top P x_n))$$

Hyperparameters for  $P$  and  $\theta$  were a learning rate of 0.005 and weight decay of 1e-5.

**AlterRep** We implement AlterRep (Ravfogel et al., 2021) by first running INLP, saving all classifiers, and using these to compute row-space projections that push all embeddings to the positive  $Z = \text{Pl}$  or negative  $Z = \text{Sg}$  side of the separating hyperplane for all classifiers. That is, we compute

$$\begin{aligned} \hat{\mathbf{h}}_{Z=\text{Sg}}^l &= P_N(\mathbf{h}) + \alpha \sum_{w \in \mathbf{W}} (-1)^{\text{SIGN}(w \cdot \mathbf{h})} (w \cdot \mathbf{h}) \mathbf{h} \\ \hat{\mathbf{h}}_{Z=\text{Pl}}^l &= P_N(\mathbf{h}) + \alpha \sum_{w \in \mathbf{W}} (-1)^{1 - \text{SIGN}(w \cdot \mathbf{h})} (w \cdot \mathbf{h}) \mathbf{h} \end{aligned}$$

where  $P_N$  is the nullspace projection from INLP.

## D Supplemental Results

### D.1 Final-Layer Completeness, Reliability, and Selectivity

In Figure 4, Figure 5, and Figure 6, we observe that increasing the degree of control that interventions have over the representation of the target property by increasing the intervention hyperparameter associated with a given intervention type (i.e.,  $\epsilon$ ,  $\alpha$ , or rank) generally leads to both improved completeness and decreased selectivity.

In Figure 7, the relationship between reliability and completeness is shown analogously to Figure 2a in the main paper, but this time with reliability on the y-axis instead of selectivity. In Figure 8, the relationship between completeness and  $\Delta\text{Task Acc}$  is shown analogously to Figure 2b in the main paper, but this time with completeness on the x-axis instead of reliability.

<sup>7</sup>This is only true for binary properties  $Z$  – for variables that can take  $n$  values with  $n > 2$ , the number of dimensions removed is  $n \cdot r$ .

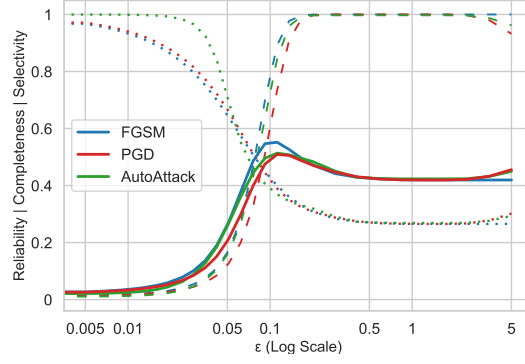


Figure 4: **Counterfactual GBIs**. Reliability (solid), completeness (dashed), & selectivity (dotted) for FGSM, PGD, and AutoAttack targeted at  $Z_c$  in the final layer.

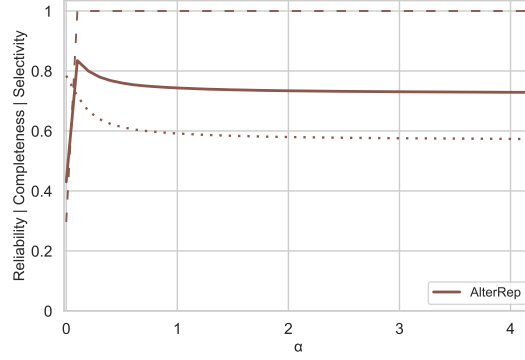


Figure 5: **AlterRep**. Reliability (solid), completeness (dashed), & selectivity (dotted) for AlterRep targeted at  $Z_c$  in the final layer.

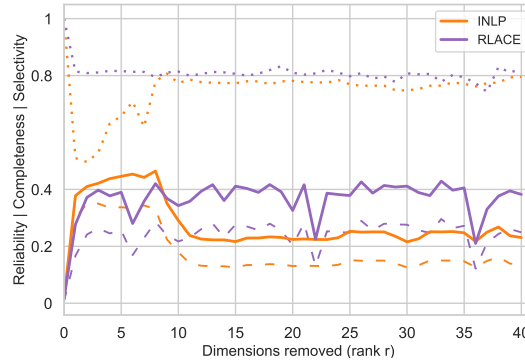
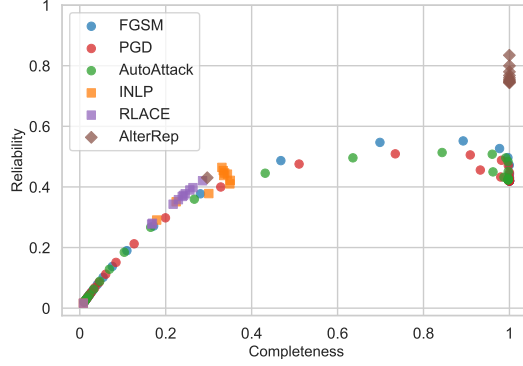
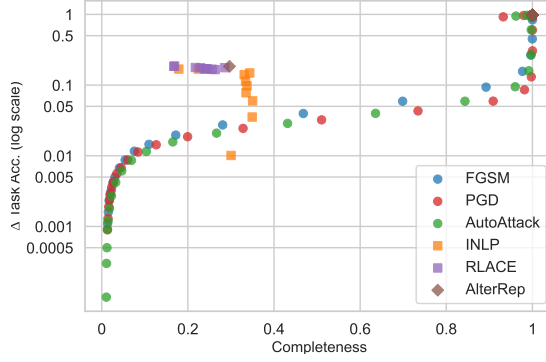


Figure 6: **concept removal linear methods**. Reliability (solid), completeness (dashed), & selectivity (dotted) for INLP and RLACE targeted at  $Z_c$  in the final layer.




 Figure 7: **Reliability vs. completeness** in the final layer.

 Figure 8: **ΔTask Acc vs. completeness** in the final layer.

|            | $C(\hat{\mathbf{H}}_Z)$ | $S(\hat{\mathbf{H}}_Z)$ | $R(\hat{\mathbf{H}}_Z)$               | $x_{opt}$          |
|------------|-------------------------|-------------------------|---------------------------------------|--------------------|
| FGSM       | $0.8923 \pm 0.0011$     | $0.3994 \pm 0.0018$     | $0.5518 \pm 0.0017$                   | $\epsilon = 0.112$ |
| PGD        | $0.7343 \pm 0.0016$     | $0.3897 \pm 0.0018$     | $0.5092 \pm 0.0016$                   | $\epsilon = 0.112$ |
| AutoAttack | $0.8433 \pm 0.0013$     | $0.3692 \pm 0.0019$     | $0.5136 \pm 0.0018$                   | $\epsilon = 0.112$ |
| AlterRep   | $1.0000 \pm 0.0000$     | $0.7162 \pm 0.0017$     | <b><math>0.8346 \pm 0.0012</math></b> | $\alpha = 0.1$     |
| INLP       | $0.3308 \pm 0.0013$     | $0.7792 \pm 0.0012$     | $0.4644 \pm 0.0013$                   | $r = 8$            |
| RLACE      | $0.2961 \pm 0.0013$     | $0.7782 \pm 0.0012$     | $0.4290 \pm 0.0014$                   | $r = 33$           |

Table 3: **Intervention scores for maximum-reliability hyperparameters** in the final layer, *with standard error included* (otherwise equivalent to Table 1). All scores are reported for the hyperparameter  $x_{opt}$  that maximizes the reliability of each respective method. Counterfactual methods are grouped above the double line, with concept removal methods below it.

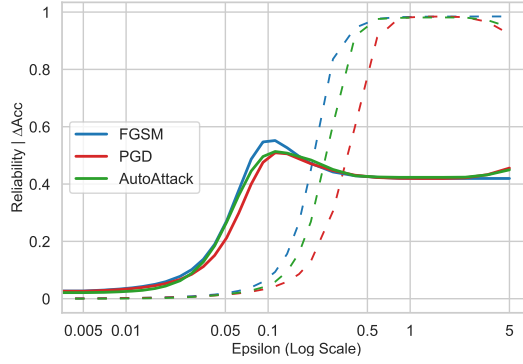


Figure 9: **Task accuracy for counterfactual GBIs.** Reliability (solid) and task accuracy (dashed) for FGSM, PGD, and AutoAttack targeted at  $Z_c$  in the final layer.

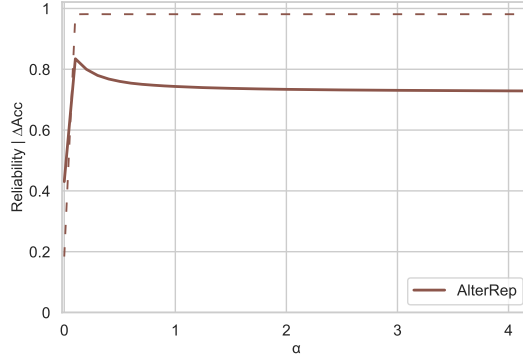


Figure 10: **Task accuracy for AlterRep.** Reliability (solid) and task accuracy (dashed) for AlterRep targeted at  $Z_c$  in the final layer.

## D.2 Change in Task Accuracy by Intervention Hyperparameter

Figure 9, Figure 10, and Figure 11 show reliability and task accuracy at various hyperparameter values for each intervention in the final layer. Generally, increasing the hyperparameter values (and hence “amount of damage”) results in more severe change in BERT’s task accuracy.

## D.3 Linear Validation Probes

**Final-layer Results Using Linear Validation Probes** In this section, we present plots depicting final-layer reliability, completeness, and selectivity where the validation probe is linear (see Appendix C.2 for further details). The plots are shown in Figures 12, 14, and 13.

For counterfactual GBIs, the linear validation probes present very similar results to those computed with MLP validation probes, shown in Figure 4. AlterRep also shows similar results to those presented in 5, except that selectivity is lower: this is expected, as linear validation probes should be expected to be less resilient to linear interventions than MLP validation probes. INLP and RLACE show a lower selectivity and higher completeness when evaluated with linear validation probes versus MLP validation probes, for the same reason.

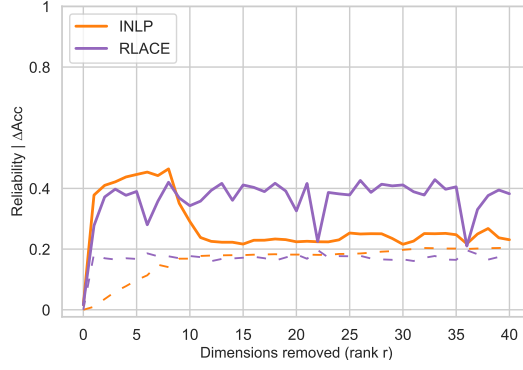


Figure 11: **Task accuracy for concept removal linear methods.** Reliability (solid) and task accuracy (dashed) for INLP and RLACE targeted at  $Z_c$  in the final layer.

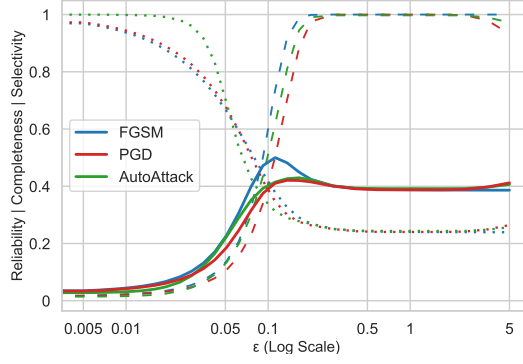


Figure 12: **Linear validation probe on counterfactual GBIs.** Reliability (solid), completeness (dashed), & selectivity (dotted) for FGSM, PGD, and AutoAttack targeted at  $Z_c$  in the final layer, using *linear* validation probes for evaluation.

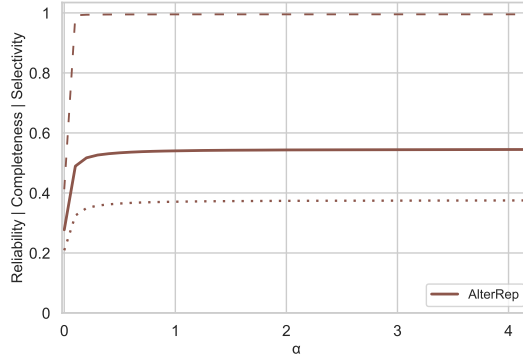


Figure 13: **Linear validation probe on AlterRep.** Reliability (solid), completeness (dashed), & selectivity (dotted) for AlterRep targeted at  $Z_c$  in the final layer, using *linear* validation probes for evaluation.

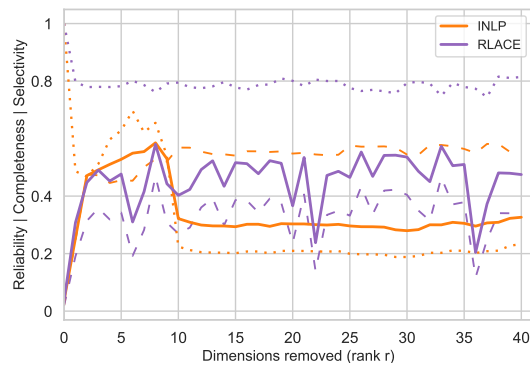


Figure 14: **Linear validation probe on concept removal linear methods.** Reliability (solid), completeness (dashed), & selectivity (dotted) for INLP and RLACE targeted at  $Z_c$  in the final layer, using *linear* validation probes for evaluation.

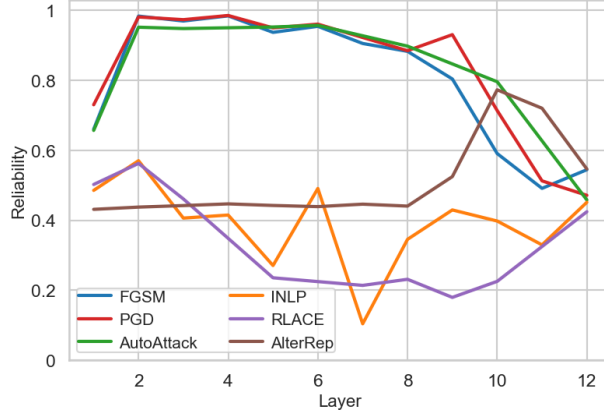


Figure 15: **Maximum reliability by layer** for each interventions across all layers, using linear validation probes.

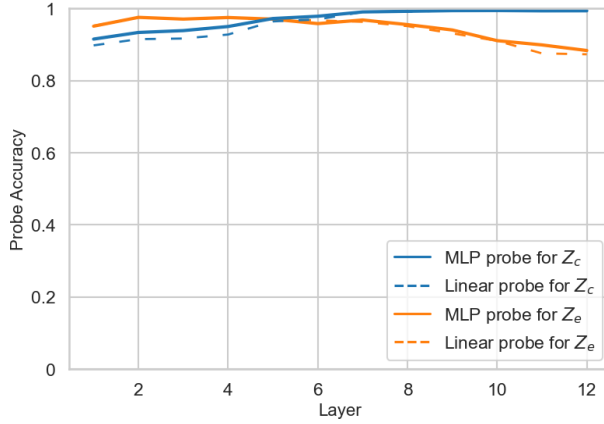


Figure 16: **Validation Probe Accuracy by Layer**, where dashed lines are linear validation probes and solid lines are MLP validation probes.

**Reliability by Layer** We present the reliability by layer using linear validation probes in Figure 15. The main trends (specifically, reliability ordering of methods by layer) shown here are very similar to those presented in Figure 3, with the exception that AlterRep does not surpass the reliability of GBIs as strongly in the later layers. This is for the same reason discussed in the final-layer linear validation probe results above: linear validation probes are expected to be less resilient to linear interventions than MLP validation probes (as MLPs can also rely on nonlinearly-encoded information to make predictions) leading to lower selectivity and correspondingly lower reliability using linear interventions with linear validation probes compared to evaluations using nonlinear validation probes.

#### D.4 Validation Probe Accuracy by Layer

In Figure 16, we report the layerwise probe accuracy for all validation probes.