

Assembly Theory Reduced to Shannon Entropy and Rendered Redundant by Naive Statistical Algorithms

Luan Ozelim^{1,5}, Abicumaran Uthamacumaran^{1,5,6,7},
Felipe S. Abrahão^{1,2,3}, Santiago Hernández-Orozco^{1,5},
Narsis A. Kiani^{4,5}, Jesper Tegnér⁸, Hector Zenil^{1,5,9,10*}

¹Oxford Immune Algorithmics, Oxford University Innovation, U.K..

²Center for Logic, Epistemology and the History of Science, University of Campinas,
Brazil.

³DEXL, National Laboratory for Scientific Computing, Brazil.

⁴Department of Oncology-Pathology, Center for Molecular Medicine, Karolinska
Institutet, Sweden.

⁵Algorithmic Dynamics Lab, Karolinska Institutet & King's College London,
Sweden & U.K..

⁶Dept. Physics and Psychology, Concordia University, Canada.

⁷McGill University, Neurosurgical Simulation and Artificial Intelligence Learning
Centre, Canada.

⁸Living Systems Lab, KAUST, Kingdom of Saudi Arabia.

⁹The Alan Turing Institute, British Library, U.K..

¹⁰School of Biomedical Engineering and Imaging Sciences & King's Institute for
Artificial Intelligence, King's College London, U.K..

*Corresponding author(s). E-mail(s): hector.zenil@kcl.ac.uk;

Abstract

We give answer to an argument trying to show the divergence of Assembly Theory from LZ compression. We formally proved that any implementation of the concept of 'copy number' underlying Assembly Theory (AT) and its assembly index (Ai) is equivalent to Shannon Entropy and not fundamentally or methodologically different from algorithms like ZIP and PNG via an LZ compressing grammar. We show that the weak empirical correlation between Ai and LZW, which the authors offered as a defence against the previously proven result that the assembly index calculation method is an LZ scheme, is based on an incomplete and misleading experiment. When the experiment is completed and conducted properly, the asymptotic convergence to LZ compression and Shannon Entropy

is evident and aligned with the mathematical proof previously offered. Therefore, this completes both the theoretical and empirical demonstrations that any variation of the copy-number concept underlying AT, which resorts to counting the number of object repetitions ‘to arrive at a measure for life’, is equivalent to statistical compression and Shannon Entropy. We demonstrate that the authors’ ‘we-are-better-because-we-are-worse’ defence argument against compression does not withstand basic scrutiny, and that their primary empirical results separating organic from inorganic compounds have not only been previously reported—sans claims to unify physics and biology—but are also driven solely by molecular length, not by any special feature of life captured by their assembly index. Finally, we show that Ai is a special case of our Block Decomposition Method introduced almost a decade earlier and that arguments attributing special stochastic properties to Ai are misleading, not unique, and exactly the same than those that Shannon Entropy is already not only equipped with but designed for which we have also proven to be equivalent to Ai making AT redundant even in practice when applied to their own experimental data.

Keywords: Biosignatures, Compression, Assembly Theory, Algorithmic Complexity, Shannon Entropy, LZ, LZW, Computability.

1 Introduction

In a recent article responding to some of our criticisms, purported evidence was offered that a complexity measure called the ‘assembly index’, central to the arguments of a hypothesis called Assembly Theory, was not a popular lossless compression, specifically not LZW [1] introduced by Lempel, Ziv and Welch in the late 1970s.

Earlier findings demonstrated that the Assembly Theory (AT) and its assembly index (Ai), or molecular assembly (MA) when applied in the context of molecular complexity, performed similarly—and sub-optimally—when compared to simple statistical compression algorithms like LZW, with a strong Pearson correlation of 0.874 between LZW and MA [2]. It was also shown in the same work that LZW and other compression methods, including those based on Shannon Entropy (**H**), were able to tell apart organic from inorganic compounds using mass spectral data as effectively as, or better than, the assembly index. We concluded that Ai [2], and therefore AT, offered no substantial improvement over existing statistical methods for identifying biosignatures or separating living from non-living systems, which has been a central basis of the Assembly Theory authors’ claim that their theory explained evolution and selection, and unified biology and physics [3].

We also provided a mathematical proof that the assembly index is a lossless compression scheme based on the Lempel-Ziv factorisation family of algorithms, and that such a scheme, to which the assembly index calculation method is equivalent, cannot outperform **H** even in the best case scenario [4], hence making it indistinguishable from LZ compression and Shannon Entropy itself.

The assembly index (Ai) implements Assembly Theory’s (AT’s) main hypothesis, that the number of exact copies in an object is a measure of its selective content [3] and

that this number is key to characterising life on Earth and beyond [5], explaining time, matter, and more recently, even the expansion of the universe and cosmic inflation [6], according to its senior authors.

In their defence, the authors provided a single counterexample [1]. However, the proofs presented in our work hold true in the most general case [4], and our mathematical demonstration is not based on any particular implementation of LZ compression. Claiming that Ai is not an LZ scheme because its parsing differs from LZW equates to claiming that LZW/LZ78 is not an LZ scheme because its parsings differ from LZ77, which is absurd. Additionally, there is the question of the validity of performing an experiment on a single fixed-length string without considering the rapidly converging asymptotic behaviour when performing the proper experiment.

Our empirical and theoretical findings show that the assembly index is effectively an approximation of the length of the shortest statistical description of an object's assembly process, hence a statistical upper bound of the object's algorithmic complexity (\mathbf{K}).

Control experiments and comparisons of Ai to measures like LZW and other entropy-based measures—on the same datasets—and larger validation tests, were lacking, and when performed they evidence the equivalence or superiority of other traditional statistical and complexity measures compared to the assembly index, including in distinguishing biosignatures [2, 4].

Here, we further validate that the assembly index converges to LZW and \mathbf{H} asymptotically on the set of all strings via LZ compression schemes. This empirical case is just an exercise in response to the weak example the authors offered, as we have already formally proven in [4] that AT is equivalent to Shannon Entropy, given that its assembly index belongs to the LZ-family encoding.

Here we also prove that the Block Decomposition Method (BDM) that we introduced in the early 2010s [7], that does not shy away from combining \mathbf{H} and causal local structure by way of algorithmic probability [8, 9], properly subsumes statistical compression methods such as AT and its assembly index (denoted by Ai). BDM starts by counting identical copies but also other causal operations such as reversion, complementation, inversion and other linear and non-linear transformations—known to be widely used by evolution and selection (e.g. right-left symmetry)—that AT does not consider, among other causal (and non-statistical) transformations that BDM may capture [9] but AT cannot.

We also show here that naive statistical methods are able to replicate the results reported by Assembly Theory as original, with BDM achieving a greater separation between organic and inorganic compounds when used on the same data, in particular their allegedly 'physical' data. This despite the fact that the ability to separate compounds is what the authors of AT proffer as the main evidence in favour of its originality and relevance, claiming it as a theory of everything able to unify physics and biology [3]. If they claim that their contribution is the alleged threshold, it was found to be false by two other independent groups [10, 11] but we reported it before. This does not mean that our report was false, this is because we never made the type of hyperbolic claims that Assembly Theory did. We reported the separation from a

complete database but never claimed to be able to characterise life, matter and time on Earth and beyond.

While the Assembly Theory hypothesis has not been taken seriously in most academic circles supported mostly by amateur enthusiasts, it has been promoted by some media as a scientific breakthrough, in part driven by the senior authors' own press releases [12, 13] and their substantial social media activities. This endless news cycle is misleading people when it comes to the progress made by complexity theory and information theory in connection to living systems. By continuing to refute the hyperbolic claims made on behalf of AT, this paper represents another opportunity to correct several misconceptions about computability, algorithmic complexity, and compressibility.

2 Results

2.1 What a ZIP File Tells About Life

In the Huffman code counterexample that the authors offer [1], they show how the assembly index (A_i) is suboptimal for one string, while Huffman, being equal (and smaller) on both, is not equal to A_i . We have formally demonstrated that A_i is an LZ compression scheme so that it converges to Shannon Entropy (\mathbf{H}) [4]. It follows then that it is equivalent to LZW and Huffman, given their convergence to Shannon Entropy [14]. The authors of [1] fail to show how the assembly index does not converge to Shannon Entropy in light of the mathematical proof and overwhelming empirical evidence [2]. The authors argue that being worse at compression makes A_i better, as the assembly index somehow quantifies selection while no other compression can, recycling the false argument (also partially rehashed in [15]) that A_i deals with stochastic physical, chemical or biological objects while compression can only deal with computers, deterministic systems, and bits and programs—a false and unfounded claim for which they offer no evidence.

On the one hand, their physical, chemical or biological data is represented in computable form and dealt with by a computer program implementing their A_i . On the other hand, when applying LZW, which counts for exactly the same objects they are interested in (exact repetitions and copy number), on the data to which they have applied A_i , LZW reproduces or improves upon their own empirical results [2]. Even granting that the A_i algorithm did better at dealing with stochastic data than the quintessential theory and measure of stochasticity (Shannon entropy), it would need to be translated into a different output, preferably a better one than applying a competing measure, but as we have shown, this is not the case. Moreover, as we have proven, A_i implements an LZ algorithm based on Shannon Entropy, so if it deals with stochastic data in the same way as Shannon Entropy, why would applying A_i be fundamentally different rather than applying Shannon Entropy (as we have done and shown) but with extra steps.

The counterexample offered in their paper [1] amounts to the argument that Assembly Theory has the potential to implement better compression than LZW for their purposes because it does not provide, by design, any means to compute it efficiently. Even assuming they had the means to better compute it by virtue of being worse at

counting copies than all existing algorithms, the assembly index would only get closer to algorithmic complexity bounded by Shannon Entropy, methods that have been used for a long time before, some of which take into account transformations that are relevant to selection and evolution other than concatenation and join operations (the only ones Ai can account for), such as reversion and copy variations [16]. We will discuss and demonstrate the inadequacy of such claims and counterexamples.

As raised in [15], we agree that the discussion of AT should be framed in the theory of Algorithmic Information in which it is subsumed, as we have demonstrated here and before [4], but we also do not think there is a need to introduce any kind of stochastic Turing machines as these have been introduced before [17, 18]; and they are unnecessary when using a purely entropic-statistical approach already equipped to deal with stochasticity. Furthermore, this feature to deal with stochasticity is in no way exclusive or special of Ai or AT, our own Block Decomposition Method (BDM) [7] deals with this by looking for all the mechanistic pathways leading to the construction of an object as fully explained in the Supplementary Information as introduced in the mid 2010s.

We recognise the authors of Assembly Theory (AT) refinement of their claims about AT, moving from broad, unfounded assertions suggesting AT as a generalisation of all complexity measures, including algorithmic (Kolmogorov) complexity [19], to a more modest, though still unfounded claim that the core of Assembly Theory, its assembly index (Ai), does not instantiate an LZ compression algorithm that ends up simply estimating Shannon Entropy with a huge unfounded baggage of associated claims with no connection to selection, evolution or anything else beyond the already known connections between Entropy and compression to many systems.

The authors fail to recognise and remain silent on the evidence and formal proofs provided [2, 4] showing that their results can be easily replicated and that their assembly index is equivalent to \mathbf{H} via LZ compression (i.e., it belongs to the LZ family of compression schemes), and not just to a specific LZ scheme [1].

As for the efforts to provide evidence, with an example indicating divergence from LZW, here we show that such an example not only does not represent the general case or a correctly performed experiment, but does not tackle any of the previous results in [2, 4], including the mathematical proofs showing equivalence with Shannon Entropy via an LZ compression, hence with a traditional statistical compression algorithm—as also acknowledged in [15].

Another argument made by the authors in [1] relates to the suboptimality of the assembly index as a compression algorithm, which, according to the authors, the assembly index was not intended or designed to be. This constitutes two overlapping straw-man arguments.

First, no requirement of compression optimality has been placed on the assembly index [4, 2]. The authors of Assembly Theory have mistakenly claimed that one of our criticisms is that their assembly index is not an optimal compression algorithm. What we actually took issue with was that it was not presented as a compression scheme, not that it was non-optimal.

In such arguments, the authors seem to misuse the concept of optimality, which is always relative to a given referential basis or context of analysis, in favour of partial

counter-arguments. LZW itself is only optimal as a Shannon Entropy (**H**) estimator at the limit, not as an algorithmic complexity (**K**) estimator, which is the index that ultimately specifies the compressibility of an object. No compression algorithm can achieve the optimality of algorithmic complexity, so we never expected this optimality from their assembly index. Nevertheless, many types and levels of optimality can be investigated in their respective contexts, including that of counting for exact copies, which LZ algorithms and ultimately Shannon Entropy were designed for. Indeed, just as with the first dictionary-based compression scheme, the Huffman coding, LZW and cognates are statistical compression methods that are proven to be optimal for stochastic sources where they approach the optimal (i.e., the minimum *expected* codeword length) and have as asymptotic limit that of **H**.

Another example of optimality is the approximation methods to Ai, such as the split-branch method [20] that is suboptimal with respect to what AT states as the optimal value (whose calculation is intractable) for Ai.

The second part of the fallacy is that our criticism amounted to a claim that AT had the intention (or was designed) to capture the idea of optimal compression. Intentions should only play a contextual or historical role, if any. They should have no role in the scientific debate, since using arguments about intentions to evaluate the validity or soundness of a theory [1] constitutes a wishful thinking fallacy. In addition, claims regarding differences solely based on which academic field a theory is rooted or on where the scientists' original motivations stem from [21, 22] would also constitute a fallacy of origins.

Our criticism is that there is no empirical evidence that AT's non-optimal compression algorithm is better than any other, or that nature or selection may favour their assembly index over any other causal coding scheme, especially in the face of our previous results replicating and improving upon their results at tasks such as separating organic from inorganic compounds [2]. The motivation and mechanism behind LZ algorithms is the same as that of the assembly index (Ai): to count the number of exact repetitions in an object. If Assembly Theory has pedagogical advantages, it is for its authors to make the case in a more restrained manner, eschewing hyperbolic claims, but it cannot be considered a fundamentally different measure than naive statistical algorithms. Assembly Theory as based on the assembly index is, therefore, not methodologically different from LZ algorithms in any fundamental way [4], including its possible mechanical (physical) instantiation, nor is it a new measure, given the empirical results we have provided before in [2], and which we will further explore and extend in the present article.

It is also false that AT may explain selection or evolution. For AT to explain selection it would need to show that selection favours copy repetition in exactly the manner that Assembly Theory proposes and not in any other, as such a claim would be empty if results could be achieved by any other classical naive statistical means, as is indeed the case. With no empirical evidence, given that we have proven that almost any other statistical approach, including those originally designed to count copies as they wanted to do, can replicate their results or even improve upon them [2], Assembly Theory would appear empty and insubstantial.

Moreover, as we have previously discussed in [4] (later corroborated in [23]), we know that to characterise selection without invoking the relationship of an agent with its environment, such as competition for resources, is impossible for intrinsic complexity measures such as those based on the assembly index; and makes no technical sense, abiotically or otherwise, as the transition to favour a certain system's traits would still need to be explained. These conflations with selection and evolution as used in a speculative prebiotic and biological context are an unnecessary obfuscation that only misleads readers. We've long known that matter accumulates and clusters by the action of physical laws like gravity.

2.2 Assembly Index is a Classical Compression Algorithm

The claim made in the Assembly Theory paper [1] that “the assembly index is mistaken for being what is called a ‘special case’ of algorithmic complexity without validation of the claim” shows a profound misunderstanding of the basics of information theory, both classical and algorithmic. In contrast to mathematical fallacies that have been disseminated through some circles in complexity science [15, 1] regarding information theory and theoretical computer science, no complexity measure has been found to date that is not a special case of algorithmic information and Shannon Entropy. We have also formally demonstrated step by step not only that the assembly index and the assembly number are special-case approximations of algorithmic complexity, formalized both in the language and based on the results of algorithmic information theory (AIT) [24] (from which algorithmic complexity is just one of its indexes, and usually it is the first index to which one is introduced), but also of a much weaker complexity measure introduced in the 1940s, Shannon Entropy, and that such a special case actually belongs within the family of LZ algorithms.

Another argument offered is that the assembly index calculation is intractable, unlike LZW. This is true, and part of their we-are-better-because-we-are-worse argument, that is, AT's methods, including all of those based on the assembly index, would perform better (as a complexity measure for the abiotic-to-biotic transition) than other compression algorithms because if they were a compression algorithm, then they would perform worse than other compression algorithms. In fact, the authors' claim that their algorithm is not a compression algorithm is paradoxical, and only undermines their arguments, while bearing witness to a recurrent tendency toward obfuscation.

Not only are AT's methods compression algorithms, but also: (i) they are subsumed into algorithmic information theory (AIT) [25, 26, 27, 24]; (ii) they are intractable according to their own proposed index calculation method, while other compression algorithms such as LZW are efficient; (iii) there is a lack of empirical evidence that they outperform other compression algorithms when used for the same ends. Given that (i) and (ii) are formally demonstrated [2, 4], a proper scientific response and debate should be focused on (iii), and not on either a straw-man (see Section 2.1) or a we-are-better-because-we-are-worse fallacy.

As we demonstrated in [4], such arguments do not distinguish AT's index from those of the LZ family of dictionary-based compression algorithms. Regardless of whether the authors of Assembly Theory refuse to see their index as a compression scheme, suboptimal or otherwise, here we prove, again, that Assembly Theory and its

assembly index is a Shannon Entropy estimator of the LZ family, indistinguishable from popular lossless compression algorithms.

We have shown that popular lossless compression algorithms produce the same (or better) results on the same data used by Assembly Theory, including the separation of organic from inorganic compounds [28] (albeit without the hype); and there is no evidence that Assembly Theory is closer to how selection or evolution operates than any other scheme, including other compression algorithms and complexity indexes [29].

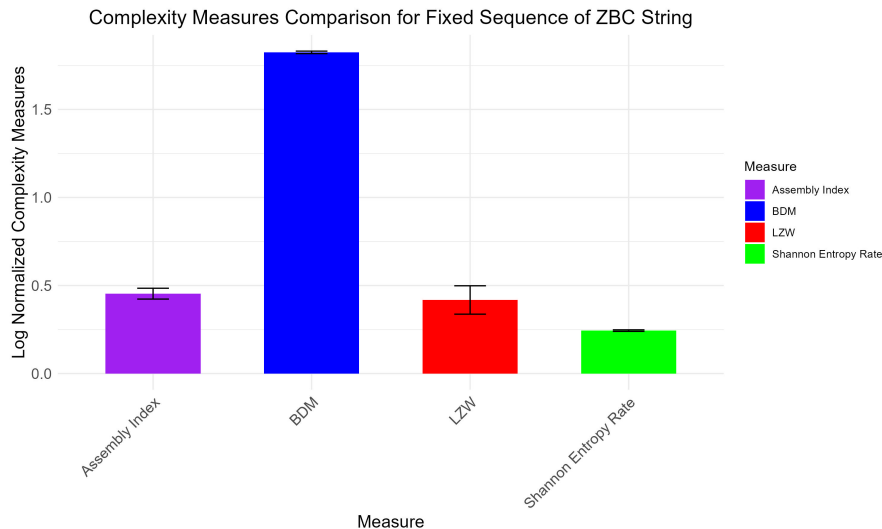


Fig. 1: Comparison of complexity values after evaluation of each index on 10,000 random permutations of the ZBC sequence with a fixed length. The Assembly Index and LZW are identical, showing convergence in permutations, with the Shannon Entropy Rate aligning as string length increases. This implies that assembly index and entropy become comparable to computational compressibility measures, reflecting the consistent complexity estimates these measure provide in permutational combinatorics of molecular structures with repeated sequences. Pairwise t-test statistics between the measures were: LZW vs. Assembly Index was Not Significant ($t=-0.96$, $p=0.37$), LZW vs. BDM was significant ($t=-120.95$, $p=2.44E-14$), and assembly index (Ai) vs. BDM was significant ($t=-129.91$, $p=1.38E-14$). BDM greater granularity in telling apart complexity values is shown by the size of the box.

The results in Fig. 3 accord with our mathematical proof demonstrating that the assembly index (and any variation based on their concept of ‘copy number’ based on counting identical copies in data) approximates, and is equivalent to, Shannon Entropy via an LZ compression scheme and is, therefore, indistinguishable from Shannon Entropy and LZ algorithms (of which LZW is one).

It follows that results previously reported by Assembly Theory are, therefore, given their relationship to and implementation of Shannon Entropy via LZ compression, not

unique. There is no fundamental or methodological advantage to renaming Shannon Entropy as ‘assembly index’ or ‘Assembly Theory’, as we will show that the application of Shannon Entropy and even LZW directly to the same data yields the same or better results.

2.3 ZBC Strings

Their main argument in [1] is tested on Figs. 1, 2 and 3. The contrast is evident between the range of values that Ai—and indeed LZW and Shannon Entropy—produces for the fixed-length permutations of the ZBC base string, and that produced by BDM, a measure constructed on fundamentally different or extensive principles, as opposed to simply counting number of repetitions as Ai, LZW and Shannon Entropy do—which explains their similarities.

The results for the growing sequences of the ZBC type, the patterned type and random strings are presented in Fig. 2, showing the degree of lack of care and misleading selectivity in the results presented in [1], with only partial results being reported, thus concealing the degree of alignment between LZW and Ai, as was reported and proved before [4, 2].

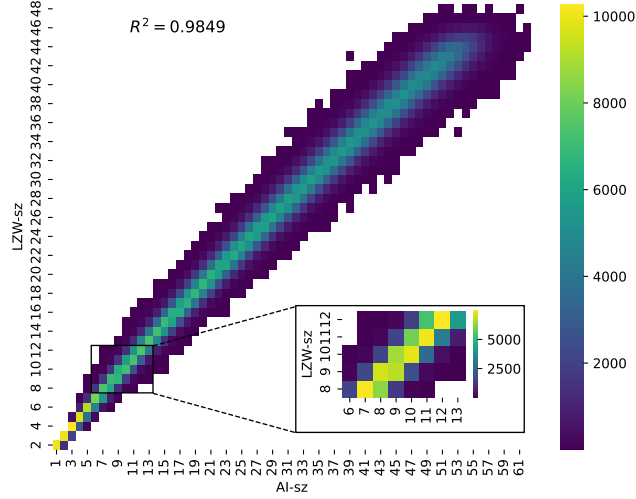
The analysis of Fig. 2 indicates that when conducting the larger experiment, the full extent of the asymptotic convergence is revealed between Ai and LZW, with a correlation value of 1.00 to LZW. This is in full agreement with the theoretical expectation of the mathematical proof of equivalence offered before, showing equivalence of Ai with LZ and Shannon Entropy [4].

The long-string asymptotic linear behaviour for Ai and LZW is shown in Fig. 4 indicating how the mean and standard deviation of the ratio of the logarithms of LZW and Ai behave and correlate.

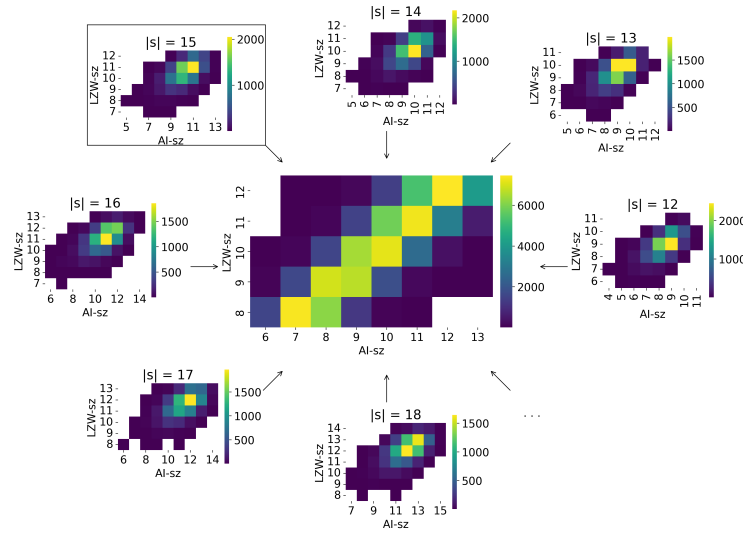
Tables 1 and 2 present the evolution of Spearman correlations for growing patterned and random sequences of strings, respectively.

Table 1: Averaged Spearman correlations of growing patterned sequences (increasing copy number) between assembly index and other complexity measures

Length	LZW	Entropy Rate	BDM
8	1.00	0.76	0.99
14	1.00	0.62	1.00
20	1.00	0.71	1.00
40	1.00	0.85	1.00
60	1.00	0.90	1.00
80	1.00	0.93	1.00
100	1.00	0.94	1.00
200	1.00	0.97	1.00
500	1.00	0.99	1.00
1000	1.00	0.99	1.00
3000	1.00	1.00	1.00



(a) General correlation plot



(b) Parts that make up the inset image

Fig. 2: Main figure: correlation plot between the most popular statistical compression algorithm LZW (behind ZIP and PNG) and the assembly index (Ai) for a growing ZBC sequence (length size of 100 characters) and its random permutations following the experiment in [1]. The colour code corresponds to the number of strings which produced the pair (Ai,LZW) during the experiments. The authors of Assembly Theory only reported the component with string size equal to 15 (highlighted in (b)), in their effort to ‘demonstrate’ the novelty of Ai compared to LZW [1] with a weak 0.25 correlation, without conducting or reporting on the full experiment with fast convergence correlation limit 1 with LZW.

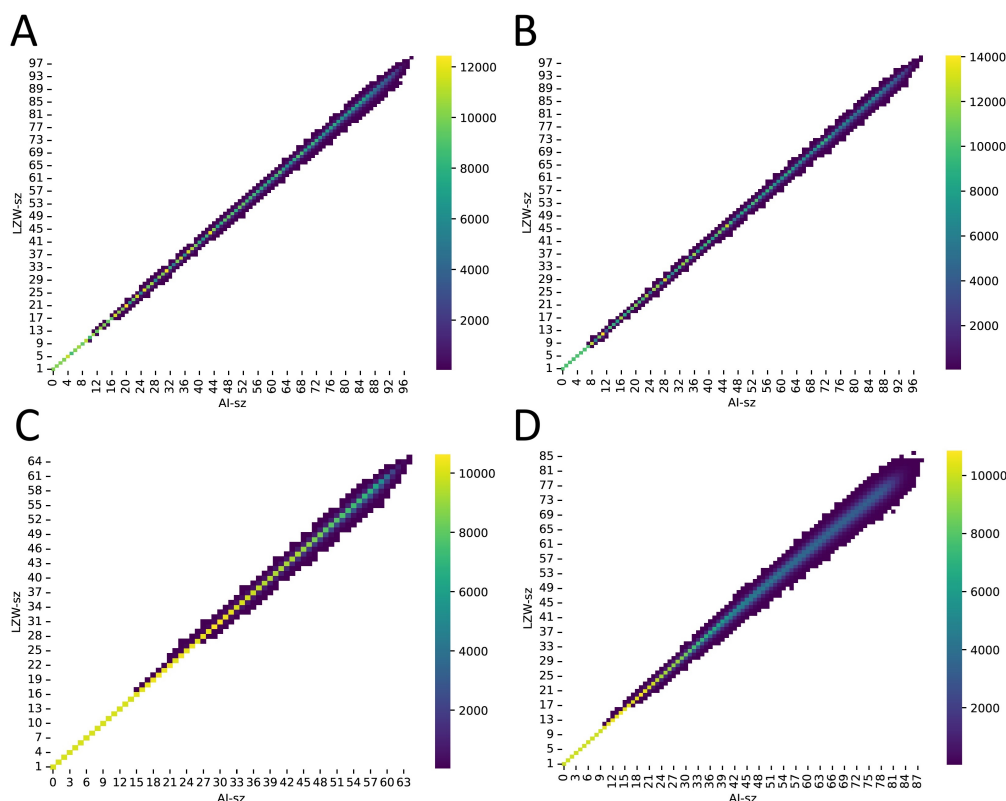


Fig. 3: Density correlation plots for strings of growing length confirm the convergent asymptotic behaviour between the assembly index and LZW. Growing strings to the length of 100 with A and B showing random sequences, and the bottom plots C and D showing patterned sequences of repeated blocks. C shows a patterned block of ABCDE repeating, while D shows a ten-letter repeating block. The variance is lower in the random sequences, with growing size converging to very high correlations of 0.98-0.99, while in patterned sequences, the correlations of the growing chain are high, about 0.9.

2.4 Clustering Molecules from Experimental Data

In an exercise to investigate the extent to which the results that Ai suggests are unique to their theory, which, they claim, supports their view that Assembly Theory can unify physics and biology, explain selection and evolution and characterise life on Earth and beyond [5, 3], we took the data from [5] and reproduced their analysis in Fig. 7 with statistical measures, including some naive and the most basic Machine Learning and Deep Learning approaches, supplying the basic control experiments for comparative purposes that the original authors neglected to provide.

Fig. 5 on the right-hand side, shows four different clustering algorithms to visualise how well the mass spectra peak matrices (i.e., m/z ratio vs. a number of peaks) cluster by the three categories. As shown, hierarchical clustering, Gaussian Mixture Models

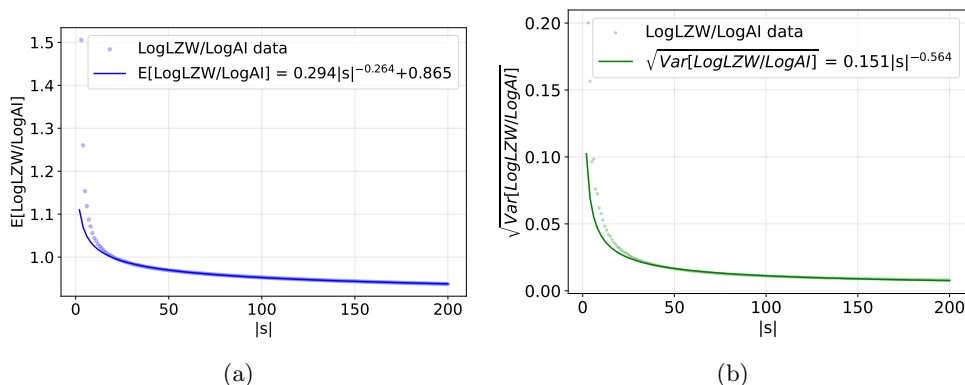


Fig. 4: Asymptotic behaviour of (a) the mean and (b) of the standard deviation of the ratio between log LZW and log Ai values for strings up to size 200 built from randomly picking characters from the ZBC string 10,000 times for each size.

(GMM), KMeans cluster, SVM, Random Forest (RF), KNN, and a neural network (FFNN) or multilayer perceptron, all but PCA separate the three categories.

In Fig. 5, from A to D on the left-hand side, we see the ROC curves of four ML algorithms in classifying the organic and inorganic molecules ($N=30$) from the Marshall et al. [5] paper’s Fig. 4 mass spectrometry mixtures into 3 categories: Dead, Inorganic, and Biological. SVM had the highest area under the curve (AUC) with 0.75, and a classification accuracy of 0.86. SVM suggests linear hyperplane separability.

The ML predictions are further supported by the ROC curves in Figure 6. Fig. 6 demonstrates that 1D-BDM and LZW compression measures significantly outperform MA as complexity measures in distinguishing between inorganic, dead, and biological molecules from [5] mass spectrometry data. Specifically, the AUC scores for BDM and LZW approaches are perfect or near-perfect ($AUC = 1.00$), while MA struggles with considerably lower AUC scores, within the 0.43-0.77 range with ML classification. This underperformance suggests that MA is suboptimal for detecting and quantifying biosignatures, possibly due to its less robust representation of molecular complexity in comparison to complexity measures from the AIT framework, like BDM and LZW, which more effectively capture the intricate patterns needed to differentiate between these categories. Consequently, MA (Ai) may not be well-suited for the study’s objective of identifying unique biosignatures of life based on molecular complexity and its multi-scale organisation.

2.5 Molecular Assembly Index Strong Expected Correlation with LZW

To explain how almost any naive algorithm can reproduce the results reported by the authors of Assembly Theory in [5, 3], we took the data from [5] and reproduced their analysis in Fig. 7 by exploiting the linear relationships found between LZW, the length of the InChI strings for molecules and MS2 data, respectively.

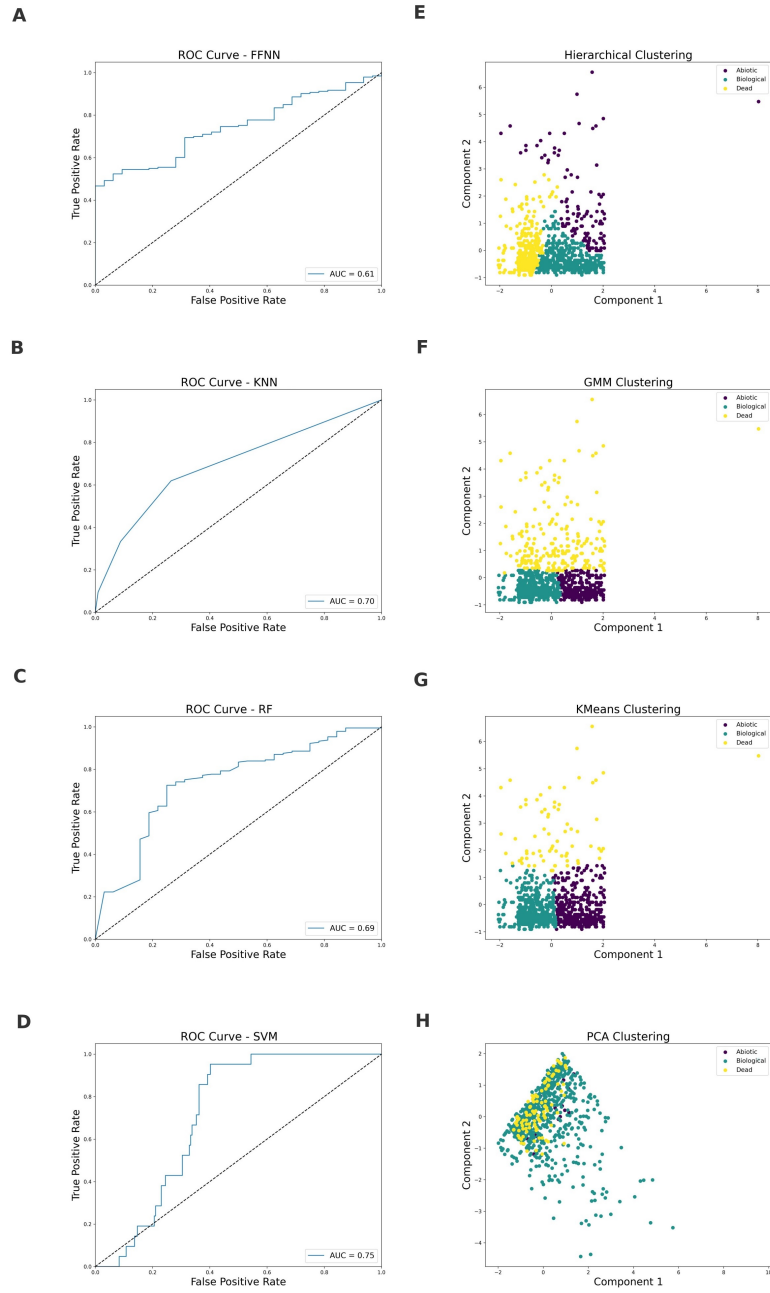


Fig. 5: Clustering and machine learning classification performance on mass spectrometry peak matrices from source data showing that any naive statistical or machine learning algorithm (for both transparent- and opaque-box approaches) can reproduce the results that Assembly Theory deems the ones unifying biology and physics [3].

Table 2: Convergence of averaged Spearman correlations of growing random sequences between assembly index (Ai) and various other complexity measures. Not surprisingly, because LZW, Entropy rate and BDM count exact copies in data as its most basic tests for non-randomness, the convergence is fast and full. Ai is the baseline of these other algorithms. In addition, BDM also accounts for linear and algorithmic transformations (reversion, complementation, inversion, etc.) [8, 7].

Length	LZW	Entropy	BDM
8	0.98	0.97	0.00
14	0.90	0.95	0.00
20	0.88	0.67	0.91
40	0.90	0.83	0.95
60	0.92	0.89	0.97
80	0.95	0.92	0.98
100	0.95	0.94	0.99
200	0.97	0.97	1.00
500	0.98	0.99	1.00
1000	0.99	0.99	1.00
3000	1.00	1.00	1.00

We say that the length of the InChI string is the number of characters existing after the initial prefix "InChI=1S/". We also plot in Fig. 7 the relation to MA (that is, Ai), as presented by Marshall et al. [5] in their Fig.3.

One might ask why plotting the relation between MA and the length of InChI strings is of interest. This is a consequence of the asymptotic behaviour observed for compression rates in LZ schemes, which tend to a constant for large strings. Since Ai belongs to the LZ family [4], Ai should be linearly related to the length of the base string it is calculated for. Thus, it would be natural to observe some type of linear relation, which was verified in Fig. 8.

It is also interesting to see if complexity measures of Small Molecules and Peptides are clustered. This is shown in Fig. 9.

From our numerical experiments it is clear that LZW and Ai produce results that cannot be told apart. In Fig. 3, a clear linear asymptotic tendency is observed between LZW and Ai values. This suggests that one can be easily obtained from the other by simple algebraic operations that involve considering certain dictionary elements, basically an small constant term. The plots in Fig. 3 demonstrate that the variance of Ai is much greater than that of LZW. This comes from the rigid structure that arises from the LZW algorithm (always move from left to right, in a single pass) but many other LZ algorithms implement variations, of which Ai is one.

Table 3: Best distribution fit for every complexity index. All indexes but BDM with a long (Pareto) tail distribution are distributed the same way in the typical Shannon Entropy and LZW Bernoulli distribution, in particular, the assembly index. Here 10,000 random ZBC strings of varying length. In contrast, BDM’s best fit was a Pareto distribution with values for permutations and growing (repeated sequence) cases: (1.2e+08, -6.9e+10, 6.9e+10), $D = 0.57$, and (1.4e+08, -8.6e+09, 8.6e+09), p-value = 5.8e-85.

Measure	Distribution	Permutations	Growing
LZW	Bernoulli	5.3e+02	2.1e+02
Shannon Entropy	Bernoulli	1.5	1.52
Assembly Index	Bernoulli	5.0e+03	5.0e+03

Fig. 4 shows that the mean value of $(\log \text{LZW}/\log A_i)$ tends to a constant and that the standard deviation of $(\log \text{LZW}/\log A_i)$ tends to 0 for large strings. This indicates that the random variable $(\log \text{LZW}/\log A_i)$ tends to a single-bar histogram, indicating that this ratio tends to a constant without variability. This is an empirical demonstration that the two values converge in alignment with the mathematical proof of equivalence we provided in [4].

Figs. 7 demonstrate that the claimed link that A_i has with experimental results is also observed for LZW and even for the length of the InChI strings of the molecules analysed. Thus, if we follow the same rationale of Marshall et al.[5], it could be said that LZW of the InChI strings, and even on their lengths only, can be experimentally measured by molecules’ mass spectra. This lacks, of course, a physical/chemical explanation never provided by AT beyond circular arguments [4].

Also, by taking into consideration the results from the experiments in Fig. 3, one could investigate how the A_i values are related to the length of the InChI strings. Fig. 8 displays a remarkably strong linear relationship, with a R^2 of over 0.9 and Pearson correlation of 0.95. This indicates that A_i is a proxy for the length of InChI strings, revealing that these strings already present a great share of the “concatenation” information for the molecules.

It is also clear from Fig. 9 that not only A_i but also LZW (both applied on the InChI strings), and the length of the InChI strings are reasonably clustered for Small Molecules and Peptides. This further reinforces the deep empirical connection between assembly indices and LZW algorithms.

Regarding the threshold suggested by [5], that according to the authors, separates molecules produced by non-living systems from molecules produced by living ones, it is claimed that non-living systems do not produce molecules with MAs (A_i) higher than 15, this was found in error by two other independent groups already [10, 11]. However, in their defence [1] in this regard, the authors suggest that one has to filter out those examples that prove the A_i hypothesis wrong because they are too artificial while, at the same time, the same authors claim A_i to be completely agnostic and capable of detecting any form of life in the universe [5, 3].

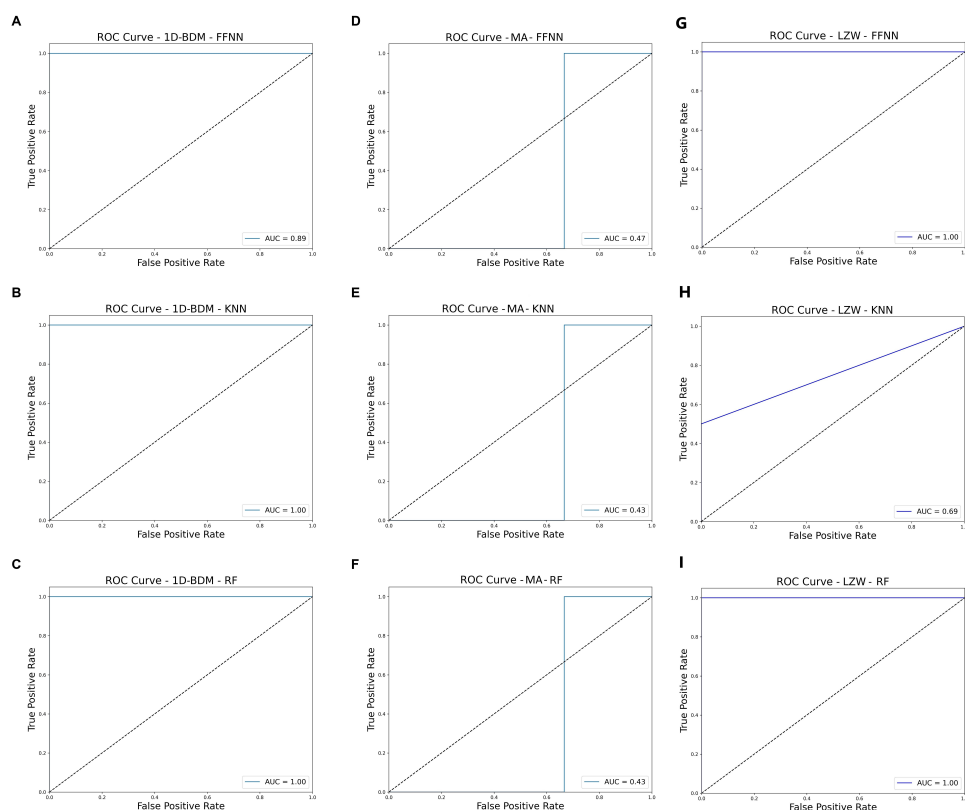


Fig. 6: ROC curves comparing mass spectrometry data of organic and inorganic molecules comparing the measures of 1D-BDM and MA, LZW, and other compression schemes like RLE and Huffman had similar values close to the evaluated ML performance of BDM (AUC scores of 0.89 for MLP and 1.00 for KNN and RF). It is clearly shown that BDM (and, similarly, other AIT measures) outperforms MA (the values attributed to the environmental samples’ mass spectrometry data in Marshall et al. [5] Figure 4) using basic machine learning algorithms. Likewise, LZW compression also outperforms MA, with a perfect AUC (1.00) using FFNN and RF and a better AUC than MA for KNN (0.69). MA has poor AUC scores of 0.47 for MLP and 0.43 in KNN and RF-based classification. All this even gives AT and MA the advantage of using their own small choice of molecules [5] rather than the exhaustive experiment we reported years before [28] on more than 15 000 compounds.

This claim follows from [5, Fig. 4], where it is asserted that only molecules produced by living organisms (and some “Blinded” samples from NASA/other sources that were not made fully available in their paper’s dataset, bypassing Nature’s rules and review procedures) have MAs (A_i) higher than 15. By using their own data, we reproduced their [5, Fig. 4] in our Fig. 10 taking the results for A_i at face value as they were not reproducible, given that despite their claims to the contrary, they did not include all

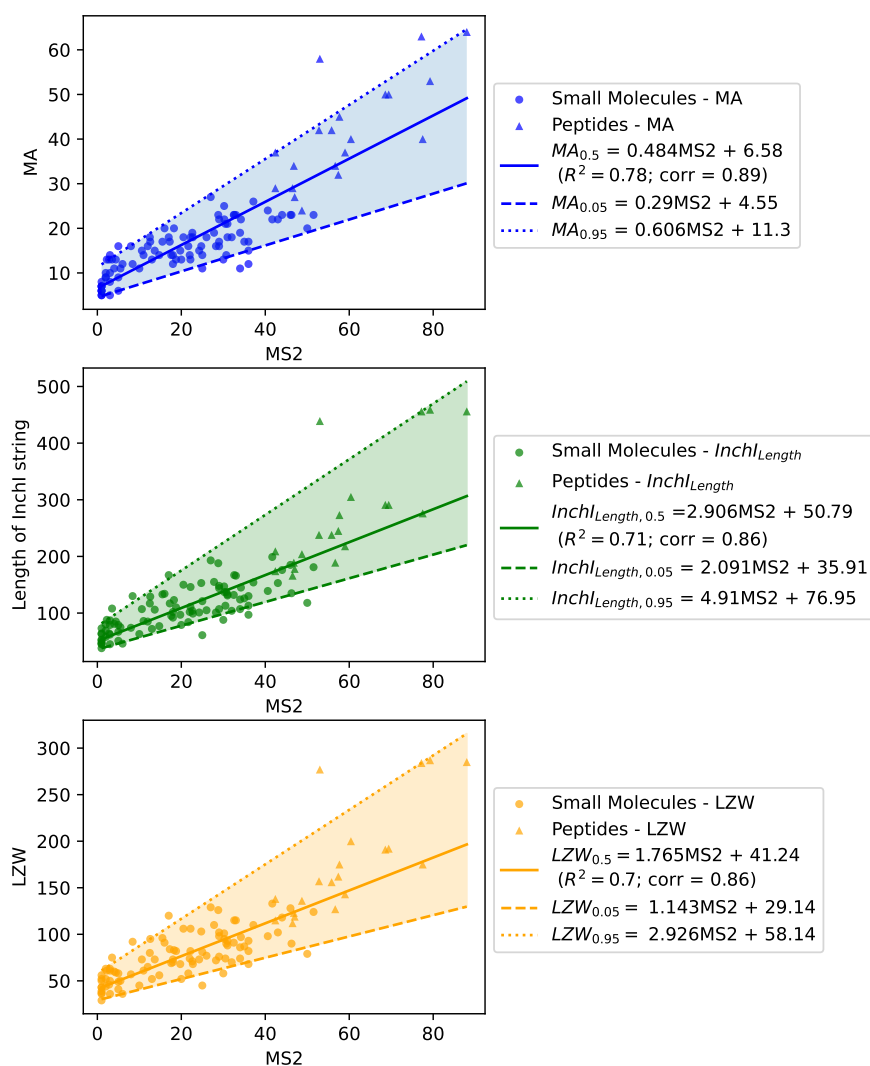


Fig. 7: Quantile regressions considering 5%, 50 % and 95% quantiles and Pearson correlation (corr) between MA (top), Length of InChI string (middle) and LZW of InChI string (bottom) and MS2 using the data from [5]. The shaded area represents a 90 % quantile interval. For any of the metrics, linear relationships with similar prediction capabilities are observed. This directly impairs AT authors' claims that one of the main advantages of MA (or, equivalently, Ai) is that it could be experimentally measured, since all the other metrics (LZW and the Length of the InChI codes) can also be estimated from experimental MS2 data.

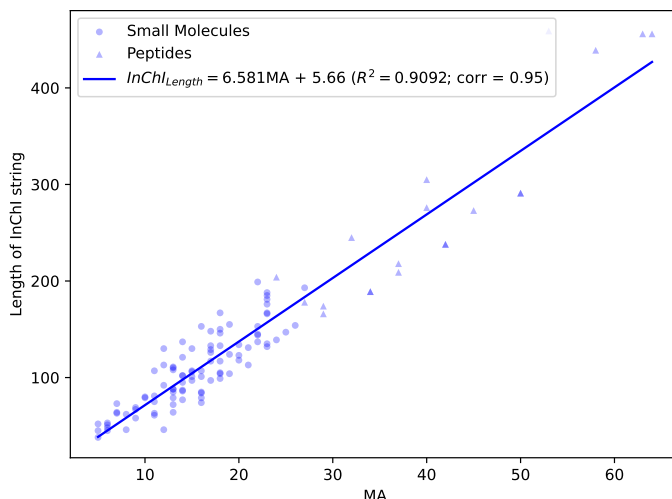


Fig. 8: Linear relation between MA and the Length of the InChI strings of molecules using the data from [5]. This conducted on the same small set of molecular compounds picked by the authors [5] unlike the exhaustive experiment we reported years before [28].

the data. The threshold has been already challenged and found to be in error twice by other independent different groups [10, 11], but here we show clearly that their assembly index (Ai) is not picking up any special signal from life.

The first fact worth noting is that Marshall et al. [5] did not use any of the quantile regressions they indicated in their [5, Fig. 3] to estimate MA (Ai) values from MS2 peaks (i.e., they did not do any of the 5%, 50 % and 95% quantiles, which are also reproduced in Fig. 7). By experimenting with the quantile value, it was possible to determine that they used a 14% quantile regression on the data to build their linear relationship. Then, by using this linear relationship and the measure MS2 peak data, Fig. 10 was obtained. This choice was not deeply explored in their paper, which indicates a serious methodological gap.

If we follow the same procedure (build a linear model equivalent to a 14% quantile regression over the data from [5]), it is also possible to plot the correspondent distribution of estimated InChI string lengths based on MS2 data. This is also presented in Fig. 10.

If we follow the same rationale as in [5], we could say that molecules produced by non-living systems could not have estimated InChI string lengths greater than 100 characters. This illustrates why their claim is neither methodologically robust nor correct. Thus, the analysis of Figs. 7 and 10 shows that the organic vs inorganic separation claimed in [5] is driven by molecular length and not any other feature captured by their (molecular) assembly index or their copy number, beyond triviality.

We reported all this years before AT in [28], using a much better conducted experiment involving over 15,000 compounds, comparing to several measures and several

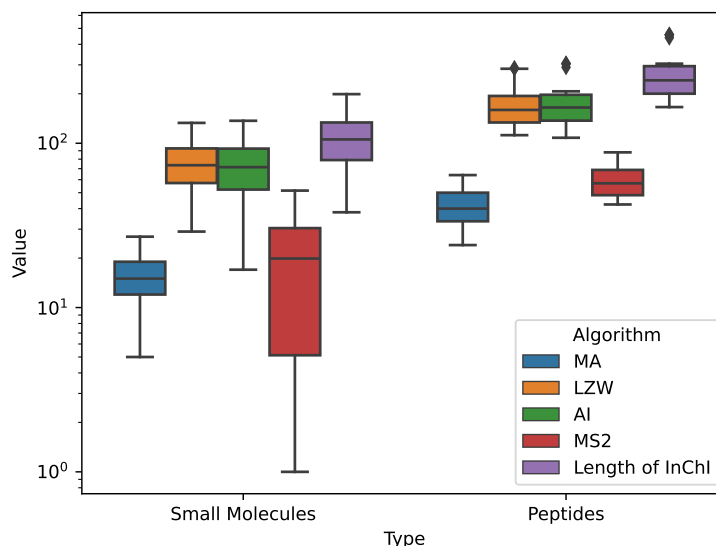


Fig. 9: Values of several complexity measures for Small Molecules and Peptides, using the data from [5]. This is the calibration experiment performed in [5] before moving to classify organic vs nonorganic compounds. While in [28] we normalised by molecular length and compared the efficiency of the organic vs inorganic separation on over 15 000 compounds reported (the full ChemicalData[] database from the Wolfram language, not a small selection picked [5]) of only about 130 compounds performing no comparisons to any other complexity measure that would have disclosed similarity or superiority at separating the classes. MA is one of the many versions Ai across the authors’ papers for application to molecules, implementing their ‘copy-number’ hypothesis.

data representations, and without offering the results as proof that we could unify physics and biology [3]. The rationale behind Assembly Theory is equivalent to finding any linearly correlated variable to MS2 and then using an arbitrary threshold to separate the molecules, which is without any physical/chemical foundation, and does not withstand basic scrutiny, despite the characterisation of the results as extraordinary and the claim to have found a new ‘Theory of Everything’ [3]. This is exactly the opposite of what they claim to have done. They have unwittingly fallen into the classic correlation as causation trap, where one finds a correlated variable and claims a causal effect.

For example, this is evinced in later attempts to either pass by or address those criticisms as in [21]. Despite the decades of research showing the application of information theory and compression methods to applied sciences, the assembly theory proponents keep suggesting the fallacy—displayed in the abstract of [21]—that compression methods are not efficiently applicable, or in general that algorithmic-complexity-based measures cannot be applied to empirical investigation. In [21], the Molecular Assembly Index (based on assembly index) was shown to correlate (with a Pearson’s of 0.88

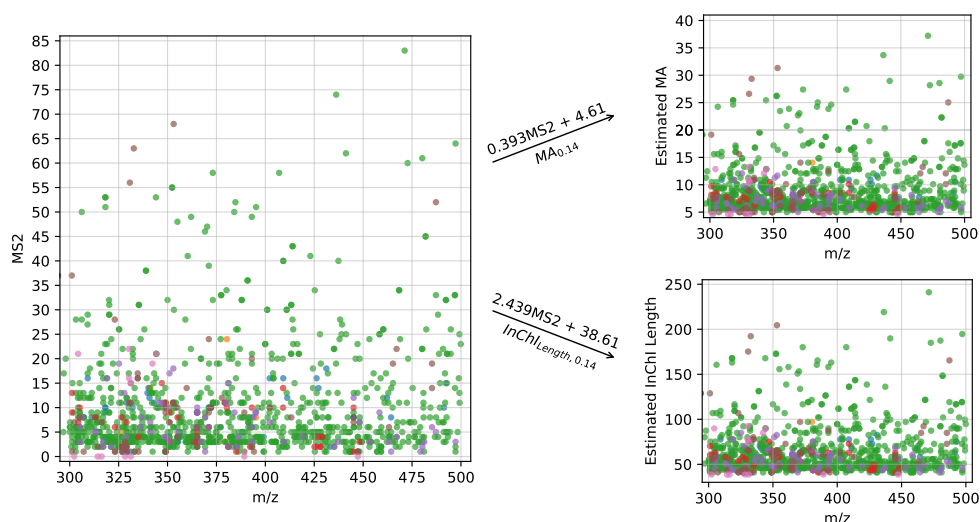


Fig. 10: Distribution of Measured MS2 peak values, estimated MA (or Ai) values and estimated length of InChI strings versus m/z plotted using the data from [5]. Results are very noisy, with no clear thresholds on a cherry picked set of compounds by the authors of AT in [5], yet reproducible by molecular length only and no other ‘life’ features.

for their best result) to an assemble of experimental measured data. If this correlation “demonstrates” that Assembly Theory is an experimental measure, then so it follows that the strong correlation we have shown would also “demonstrate” that one can measure assembly index by using LZW. Contrary to implying equivalences from naive correlation arguments, in [4] we have formally demonstrated that the assembly index method is a (statistical) compression method, empirically corroborated in [2] and in the present article.

Since the relation between MS2 peaks and MA (Ai) is linear (same for InChI lengths), what was actually proposed in one of the many papers in question [5] is that molecules produced by living and non-living systems can simply be distinguished by the number of their MS2 peaks (which were measured and not estimated). Fig. 10 also presents the plot of the raw data from [5], where it is easily seen that their threshold of 15 for estimated MA values is actually a proxy of the threshold of about 25 for directly measured MS2 peak data. This does not seem to be a physically/chemically acceptable claim, as discussed further in the Supplementary Information.

Our analysis of fitting the BDM values for both the growing ZBC string and its permutations demonstrated that the Pareto distribution provides a significantly better fit compared to the Bernoulli, due to its long-tail distribution. For the growing ZBC string, the Mean Absolute Error (MAE) and the Pareto fit were 12.24 and 17.86, respectively, while the Bernoulli fit showed much higher errors of 332.49 (MAE) and 332.68 (RMSE). Similarly, for the permutations of the growing sequence, the Pareto fit errors were substantially lower (MAE: 61.47, RMSE: 83.32) compared to the Bernoulli

fit (MAE: 260.24, RMSE: 262.67). These results indicate that BDM is the only measure that shows a Pareto distribution, with its ability to model long-tail distributions, different from the traditional Bernoulli distribution that Ai, LZW and Shannon Entropy display—given their equivalent nature—measuring the same features. Table 3 shows that the best distribution fit for the LZW, Shannon Entropy, and Assembly Index measures is Bernoulli across different permutations. Notice that BDM is not shown in this table as it follows a Pareto distribution, highlighting its unique behaviour compared to other complexity measures.

2.6 Block-decomposing the Assembly Index

It is straightforward to demonstrate that the Ai can never perform better than BDM, since the latter counts exact copies in data as its most basic non-randomness causal test, so Ai is at its baseline. However, unlike Ai, BDM will penalise some trivial repetitions that are also found in simple stochastic processes, such as rock formations and fractal-like crystals [7].

As discussed in Section 4, we demonstrated in [4] that the LZ parsing of any object according to the assembly index (Ai) calculation method is given by the longest (rooted) assembling paths that belong to the minimum rooted assembly subspace from which the assembly index of the object is calculated.

Now, suppose a sufficiently long string x is generated according to a *stochastic source* for which the noiseless source coding applies [14], e.g. one following an i.i.d. probability distribution.

Then, one knows that the best *statistical* compression rate by any method is lower bounded by entropy-based compression. Statistical compression methods such as Huffman, LZW or LZ78 are universal in that can they achieve such a Shannon Entropy (\mathbf{H}) rate limit [14].

Therefore, from Equation (15), there is a computable—in the case of LZW, also computationally efficient—method m and a partition i of sufficiently small blocks such that

$$BDM(x, i, m') \leq \mathbf{O}(1) + N_i \mathbf{H}_i(X^i) \leq \mathbf{O}(1) + K_{Ai}(x) , \quad (1)$$

where $K_{Ai}(\cdot)$ is the size in bits of the compressed form according to the assembly index calculation method.

In the *general case*, one can also directly demonstrate that the assembly index calculation method can never outperform BDM for any generative process (as opposed to simple stochastic sources), whether one has a fully deterministic source, stochastic source, or a mixed process. We have demonstrated in [4] that any a priori chosen encoding scheme $\langle V(\Gamma_y^*) \rangle$ of the set $V(\Gamma_y^*)$ —encoding which is agnostic not only to the choice of the final object but also to the (sub)space structural representation—of vertices of the minimum rooted assembly subspace Γ_y^* of the (final) object y losslessly compresses/encodes the object y . Thus, there is a partition i sufficiently close to i_0 , and there is an encoding-decoding scheme m —under computational resources of the same order as those expended to calculate the assembly index—such that

$$BDM(x, i, m) \leq |\langle V(\Gamma_y^*) \rangle| + \mathbf{O}(1) = K_{Ai}(x) , \quad (2)$$

where $|\langle V(\Gamma^*_y) \rangle|$ is the size in bits of the arbitrarily chosen encoded form of the set $V(\Gamma^*_y)$. Thus, Ai is a compression method subsumed into BDM (see also Equation (5)).

From Equation (2), and fundamental properties in AIT such as the algorithmic coding theorem and those discussed in Section 4.1, we also have it that

$$\begin{aligned}
-\log \left(\sum_{\mathbf{U}(p)=x} \frac{1}{2^{|p|}} \right) &= \\
\mathbf{K}(x) \pm \mathbf{O}(1) &\leq \\
BDM(x, i_0, m) \pm \mathbf{O}(1) &= \\
CTM(x, Q) \pm \mathbf{O}(1) &\leq \\
K_{Ai}(x) \pm \mathbf{O}(1) &,
\end{aligned} \tag{3}$$

where $\sum_{\mathbf{U}(p)=x} 2^{-|p|}$ is the *universal a priori probability*—or, equivalently, the *algorithmic probability* (AP)—of the event x .

Another core concept in AIT is algorithmic randomness—from which statistical randomness, that is, when objects whose randomness can be verified by a statistical test, such as entropy-based complexity measures, is a particular (proper) case. The *halting probability* $\Omega \in [0, 1] \subset \mathbb{R}$ (also known as Chaitin’s constant or Omega number), defined by

$$\Omega = \sum_{\exists y(\mathbf{U}(p)=y)} \frac{1}{2^{|p|}} ,$$

is known to be incompressible (or algorithmically random), i.e.,

$$\mathbf{K}(\Omega \upharpoonright_n) \geq n - \mathbf{O}(1)$$

holds for a sufficiently large n . Not only this number is the canonical example of algorithmic randomness, passing in every formal-theoretic or computable statistical test that one may conceive, but it also subsumes all the information (in its most compressed form) necessary to solve the halting problem. In this manner, both the algorithmic probability or the algorithmic complexity of any object can always be computed if the first bits of Ω (denoted by $\Omega \upharpoonright_n$) is given as input. Formally, there is a fixed program p of a universal machine \mathbf{U} such that for any x ,

$$\mathbf{U}(x, \Omega \upharpoonright_{|x|+\mathbf{O}(\log(|x|))}, p) = \mathbf{K}(x) . \tag{4}$$

Contrary to multiple false claims by the authors of Assembly Theory and their limited examples allegedly proving divergence from popular statistical compression [1], the present article empirically investigated the asymptotic behaviour of BDM, Ai, and LZW for those cases confirming Equations 1 and 2.

Ai not only offers no advantage over BDM (or even \mathbf{H} or LZW) but also no computational complexity advantage, as its calculation is, according to the authors

themselves, intractable (that they present as an advantage) [1], for which they have also had to come with different heuristics for every paper they have published before [5, 20, 3], even when their algorithm only counts naive statistical redundancies (exact copies).

A naive BDM implementation capable of only counting copies (with no CTM advantage) would run in constant to linear time depending on implementations (just as with LZ algorithms) and would then approximate \mathbf{H} just as Ai does [7, 4]. In contrast, any run of CTM would give BDM an advantage Ai would never have at finding causal redundancy in an object, beyond the triviality of finding simple exact copies [8, 9].

For the sake of denoting a hierarchical relationship between compression methods, let $A \preceq_{cp} B$ denote the (partial) order of a compression method B subsuming another compression method A (and \equiv_{cp} when both $A \preceq_{cp} B$ and $B \preceq_{cp} A$ hold). Thus, from [4] and Equations (15), (1), (2), (3), and (4), one will have that the following relationship

$$\text{Ai} \equiv_{cp} \text{LZ} \preceq_{cp} \mathbf{H} \prec_{cp} \text{BDM} \preceq_{cp} \text{CTM} \prec_{cp} \text{AP} \equiv_{cp} \mathbf{K} \preceq_{cp} \Omega \quad (5)$$

holds.

Additionally, BDM is computable just as Ai (or, equivalently, LZ) is, but Ai is a weakest loosest bound unable to capture any non-trivial pattern or causal content and cannot explain selection or evolution based on counting copies and circular arguments [4] that LZ and Shannon Entropy did not already [2].

Equation 5 summarises a good deal of the progress in the history of the main methods of complexity theory creating a hierarchical structure of complexity measures of which Ai was never properly inserted with senior authors even suggesting Ai was at the rightmost end as a generalisation of all other complexity measures [19]. Not only that was wrong and Ai probably 50 years late but it implements the weakest form of test that any other measure of complexity would already take into basic account. In fact, that same copy-number argument has been used in the same context for decades even reconstructing evolutionary trees [30, 31] and being exploited in some of the greatest challenges in biology such as that of nucleosome positioning [32] in connection to GC content (counting nucleotides G and C). We made this case in a set diagram in [4] here formalised in Equation 5. Every measure to this date can be inserted somewhere between these lower and upper bounds.

3 Discussion

Despite the authors' more modest reformulation of previously established findings in the article of interest [1], the AT story has surprisingly remained in the news cycle for the last few years, fuelled by the authors unfounded claims (e.g. [12, 13, 6]) and its constant media presence.

Our results have proven that an object with a low assembly index has high LZ compressibility, and therefore low Entropy. In the opposite direction, an object with a high assembly index will have low LZ compressibility, and therefore high Entropy. For every assembly step, there is a block repetition, therefore counting the number of

assembly steps is equivalent to counting the number of repetitions of each word in a dictionary.

AT and its assembly index can therefore only reproduce the capabilities already shown and known for of Entropy-based measures and LZ algorithms, both of which are approximations to algorithmic complexity.

To the extent that AT may have a pedagogical advantage in its peculiar application to molecular complexity, this has unfortunately remained unclear due to the obfuscatory nature of the hyperbolic introduction of AT by the authors amplified by the scientific media, being touted as a theory of everything able to unify physics and biology, explain and characterise life on Earth and beyond, explain matter, time, revolutionise medicine and drug discovery, and even explain the expansion of the universe and the phenomenon of cosmic inflation [12, 13, 6] that is an open problem in cosmology.

One may think that one advantage of AT is that it may represent a transparent-box algorithm. This is not true, since a different heuristic of it has been introduced in every new paper. Most of the time, this forces us just to take their empirical results at face value, thus giving them the greatest advantage while hindering reproducibility and refutation processes. Regardless, we still match or outperform their results with naive statistical algorithms. We have formally proved that any implementation of the copy-number argument, hence any measure based on the assembly index (Ai) idea, is equivalent to Shannon Entropy rate and dictionary-based statistical compression algorithms such as those in the LZ family underlying PNG and ZIP [4].

Indeed, the underlying idea of LZ algorithms, such as LZW or the assembly index calculation method, is to find redundancy in data, as Shannon Entropy does. They achieve this by counting exact copies of smaller objects in a larger object. The fact that these decades-old functions are being renamed adds no new capabilities to the wide range of applications of compression algorithms and Shannon Entropy, many of which have been already reported before [28, 29, 33] without the unfounded and sensationalistic claims.

We have been very critical of the use and abuse of compression as a complexity measure and have been addressing this for over a decade. When it comes to Assembly Theory, we think that the limitations of statistical compression cannot be rectified with another (disguised) compression algorithm of exactly the same statistical nature. Therefore, we are not advocating for statistical compression [31]. In fact, for more than a decade we have worked to move the field away from statistical compression and simplistic measures of complexity like AT.

The discussion around AT has been plagued by hype and obfuscation. However, we recognise the effort on the part of the authors to offer a more formal framework for discussion of the details relating to their index in [1], unlike previous attempts with even more serious mistakes [20], ranging from an unnecessary proof of computability, (as if LZ or Shannon Entropy needed proofs of computability) to baseless claims that it was a generalisation of algorithmic (Solomonoff-Kolmogorov-Chaitin) complexity [19].

The authors have continued to made increasingly hyperbolic claims (including the most recent claims about AT's ability to explain the expansion of the universe [6]), to

not cite and benchmark against previous work published in the literature, and to disseminate misinformation about theoretical computer science and information theory to the general public, even advocating that such lucubrations or deleterious practices to the scientific community might be useful as motivation for an eventual future work [22]. Despite the staggering evidence that AT does not offer any fundamental advantage over Shannon Entropy and other methods, they have never tested it against any other index or measure and continue making unfounded, false and uninformed claims about their and other measures. We recognise that they have backtracked on their actual papers by withdrawing some false claims, such as that Assembly Theory is a generalisation of algorithmic complexity or that the implementation of their assembly index did not require a Turing machine.

However, the authors of Assembly Theory continue to act surprised and react very strongly against the suggestion that Assembly Theory and their assembly index are compressing theories and compression coding algorithms, which is what we have shown they are [4, 2] regardless of the authors' initial intentions, motivations, or academic fields that these were based upon or stemmed from.

One of their objections is that compression is a modern concept from computer science, hence anachronistic vis-à-vis the prebiotic phenomena which they wish to quantify, computers not having predated humans. This argument makes no sense from any perspective. As scientists we are meant to analyse nature with the best tools humans have created, whether drawn from mathematics or computer science, but also, their core concepts of copy, number, or graph do not predate humans or biotic systems on Earth either. They are confusing the way an algorithm may be described with how nature may implement it [4]. Assembly Theory's methods—including measuring or estimating the assembly index and assembly number, or modelling assembly spaces—can be performed by many types of mathematical formalisms, and therefore those that appeared much later than advent of life on Earth.

For example, as we have formally shown in [4], exploring all the possible assembly spaces is equivalent to exploring a subspace of context-free grammars (CFG). The assembly index is equivalent to the size of such compressing CFGs. This is because for every assembly (sub)space there is a CFG that not only generates the same objects but also is isomorphic to the particular multigraph put forward by Assembly Theory. In addition, the minimum number of required assembling steps (or “assembly time”) is exactly the same as the height of such a CFG tree.

In fact, because all of their methods are computable (while the calculation of the assembly index is intractable), there is an unrestricted grammar that generates—thereby, via a computable process—all the possible assembly spaces. This in turn further uncovers misleading arguments [15, 1] involving the requirement of Turing machines, determinism vs indeterminism, computability vs stochasticity, and thus involving equivalence classes of mathematical functions closed under reductions [4]. In contrast to being defined for a particular type of computable process only, e.g. deterministic Turing machines, such arguments overlook equivalence classes for which algorithmic complexity is known to be invariant. In order to calculate the assembly index and the assembly number, instead of the implemented algorithms or mathematical functions used in AT, one can for example (whether abstractly or physically)

implement a myriad of distinct formal processes, such as lambda calculus, elementary cellular automata (ECA), Conway’s game of life, any primitive recursive function together with the (unbounded) μ -operator, unrestricted grammars, nondeterministic Turing machines (NTM), or even some (proper) classes of probabilistic Turing machines (PTM) that are stochastic by design (or assumption).

The discussions hereby presented clarify, for example, that in order to separate molecules produced by living and non-living systems, Marshall et al. [5] used a linear model to estimate MA (Ai) values from MS2 peak data. Then, we show that such a linear model (which is the core of the methodology in [5]) is easily replaced by any other model which correlates any metric with MS2 peak data.

The authors of Assembly Theory are mistaken in claiming to be the first to report the separation of organic from inorganic compounds using complexity measures. We reported the separation of organic from inorganic compounds in 2018 [28] (on a complete database with more than 15 000 molecules) while they did so in 2021 [5] (on about 100 cherry-picked molecules). Also in 2018, we reported connections to selection and evolution [29], which they did in 2023 [3], all this without the hyperbolic claims that have unjustifiably followed Assembly Theory.

We have here shown again that it is possible to build a linear model, with similar predictive performance, to estimate the InChI string lengths of the molecules from MS2 peak data. In the end, following the same rationale as the authors of AT, we could claim that LZW (applied on InChI strings) and even the length of InChI strings could be measured experimentally and could be also used to separate molecules produced by living and non-living systems. As a matter of fact, their rationale leads us to say that non-living systems do not produce molecules whose estimated InChI string lengths are above 100 characters. This is trivially false and in error.

While some complexity measures may be similar or may overlap in scope or method, as stated in [1], one has to demonstrate any added value or justifiable advantage in predictive or explanatory power of the explicandum. Assembly Theory is neither predictive nor explanatory. The results shown so far are easily reproducible or outperformed, and the alleged explanatory power is based on the very empirical results that fail to indicate that their peculiar assembly processes are in any way favoured. The connections to selection or evolution are only speculative and based on circular arguments [4].

It cannot be expected of AT to provide any insight on how nature or the universe works that cannot be achieved using other, already existing traditional measures. It does not offer any new predictive or explanatory power that could justify claims that AT can unify physics and biology, characterise life on earth and the universe or revolutionise medicine and drug discovery [12].

We have not yet found a domain in which Assembly Theory explains or produces results that cannot be replaced by some other naive statistical algorithm replicating or outperforming the Assembly Theory results, or that had not already been reported under proper methodological procedures and literature attributions to previous [28, 29], hence casting doubt on the utility of AT and its assembly index.

4 Methods

In this paper, we focused on presenting robust and reproducible examples which clearly show the intrinsic capabilities of the index (Assembly Index or Molecular Assembly Index) upon which Assembly Theory is based.

For the assembly index (Ai), we will explore the proposed counterexamples as presented in [1] with the purpose of countering trivially *fallacious arguments* that:

- (a) in order for two compression schemes to belong to the LZ family, they must necessarily be identical;
- (b) in the general case (by accounting for arbitrary strings beyond a handful of cherry-picked examples), the expected compression rate (or expected number of factors in their respective parsings) would not be correlated at the asymptotic limit (as the length of strings/objects increases), even though they may not actually be for an a priori chosen set of particular examples (especially for short sequences).

For the Molecular Assembly Index (MA) introduced in [5] as an application of Ai within the context of molecular complexity, we show that it is not only highly correlated to the LZW of InChI strings, but also highly correlated to the length of the InChI strings themselves. Besides, we show that one of the main benefits of the Ai ('molecular assembly' or MA, being experimentally measurable using mass spectrometry data) is also observed for the LZW of InChI strings. See also Section 4.3.

In order to trivially check that (a) is false, one simply needs to note that it is always possible to pick particular cases of strings for which the parsing according to LZ77 differs from the one according to LZ78 [14]. For example, one can see in [1, Figure 3] that the authors omit the dictionary built for the right square (i.e., the one for the parsing according to the assembly index calculation method). Specifically, this assembly coding dictionary is

$$\begin{aligned} &(1, \text{"z"}), \\ &(2, [1, 1]), \\ &(3, [2, 2]), \\ &(4, [3, 3]) \end{aligned} \tag{6}$$

and the final object would be given by the codeword list [4, 4] as indicated by the right square in [1, Figure 3]. Notice that the set of vertices of the minimum rooted assembly subspace of the final object is given by the set $\{1, 2, 3, 4, [4, 4]\}$ composed of pointers; and the assembly index is the size of this dictionary excluding the basis element under pointer 1, that is, $A_i = 5 - 1 = 4$. Another fact overlooked by the authors is that if one uses an LZ factorisation/parsing scheme straightforwardly defined by adding to the dictionary the longest prefix of the subsequent subsequence that has already occurred, or a single symbol (in our case, "z") if there is no such nonempty prefix, then one would obtain exactly the desired parsing

$$z|z|zz|zzzz|zzzzzzzz \tag{7}$$

that the authors of AT overlooked, parsing which gives the exact assembling process in the minimum rooted assembly subspace of the final object in Equation (7). Notice that the number of factors/codewords in Equation (7) (minus 1) is the assembly index

of the final object. Except for the initial basis element “z”, the parsing in Equation (7) exactly corresponds to the sequence of edge labels of the rooted assembling path of the final object. In this trivial example, one has that the shortest rooted assembly path and the longest one (that belong to the minimum rooted assembly subspace) are the same.

The second part (b) of the counter-argument constitutes an intersection of the “Texas sharp shooter” with the “hasty generalisation” fallacies: when one takes the global properties as always the same as the properties resulting from analyses of particular local cases, given that the criteria for the latter analyses were chosen to produce the desired local properties.

From the equivalence between Ai and dictionary-based compression schemes formally demonstrated in [4], we know that the set of vertices/objects of the minimum subspace encodes/compresses the final object (in our case, the input string). This holds whether the basis elements are included or not, since the compression rate obtained from the former case or the latter case only differs by an independent constant. Thus, the number of codewords in the list (which results from the parsing of the string according to the assembly index method) is equivalent to the length of the longest (rooted) assembling paths in the minimum subspace, except for those that are basis elements.

For example, for the input string “abracadabra”, a dictionary obtained for the Assembly Theory calculations would be:

$$\begin{aligned}
 \text{'b' : '!'}, \\
 \text{'r' : '@'}, \\
 \text{'a' : '$'}, \\
 \text{'c' : '%'}, \\
 \text{'d' : '&'}, \\
 \text{'ab' : '('}, \\
 \text{'abr' : ')'}, \\
 \text{'abra' : '*'}
 \end{aligned} \tag{8}$$

while the codeword list is

$$[[\text{'$'}, \text{'!'}], [\text{'@'}], [\text{'$'}], [\text{'%'}], [\text{'$'}], [\text{'&'}], [\text{'*'}]]. \tag{9}$$

Thus, Ai is simply $8 - 1 = 7$, which is given by the number of single symbols inside the operator $[\cdot]$ that represents an edge in a rooted assembling path whose label is taken from one of the vertices of the minimum subspace.

For LZW, the dictionary would be

$$\begin{aligned}
& \text{'b'} : \text{'000'}, \\
& \text{'r'} : \text{'001'}, \\
& \text{'a'} : \text{'010'}, \\
& \text{'c'} : \text{'011'}, \\
& \text{'d'} : \text{'100'}, \\
& \text{'ab'} : \text{'101'}, \\
& \text{'br'} : \text{'110'}, \\
& \text{'ra'} : \text{'111'}, \\
& \text{'ac'} : \text{'0000'}, \\
& \text{'ca'} : \text{'0001'}, \\
& \text{'ad'} : \text{'0010'}, \\
& \text{'da'} : \text{'0011'}, \\
& \text{'abr'} : \text{'0100'}
\end{aligned} \tag{10}$$

while the condeword list is

$$[\text{'010'}, \text{'000'}, \text{'001'}, \text{'010'}, \text{'011'}, \text{'010'}, \text{'100'}, \text{'101'}, \text{'111'}]. \tag{11}$$

Thus, LZW = 9.

In the case of LZW/LZ78 we know that the size in bits of the compressed form of the input string (in the asymptotic limit) grows under $c_1(n)\mathbf{O}(\log(c_1(n)))$ [14, 34], where $c_1(n)$ is the size of the LZW/LZ78 dictionary for a string of length n . The same also holds for the compressed form (with size $K_{Ai}(x)$ in bits) of the input string x according to the assembly index calculation method, so that

$$K_{Ai}(x) \leq c_2(n)\mathbf{O}(\log(c_3(n))) \leq c_2(n)\mathbf{O}(\log(c_2(n))) , \tag{12}$$

where $c_2(n)$ is the length of the list of codewords that constitutes the string x and $c_3(n) = Ai(n)$ is the assembly index which is the size of the Ai dictionary [4] for a string x of length $n = |x|$ with $Ai(n) \leq c_2(n)$.

Sequences with larger values of $c_i(\cdot)$, i.e., the number of distinct phrases or codewords in the dictionary, to which the pointers necessarily recur less often, would have lower probability. This is the same key idea to demonstrate the optimality of LZ schemes toward the limit given by the noiseless coding theorem; and it is the same idea behind the assembly index as a complexity measure, which the authors claim as a novelty.

In this paper, we further investigate the relationships between these values with experiments that generalise the purported counterexamples to much longer sequences of different configurations, as explained in Section 4.2, thus demonstrating that (b) is indeed such a fallacy.

4.1 The Block Decomposition Method

The Block Decomposition Method (BDM), as introduced in 2013 [35, 36, 7], is an estimator of algorithmic information redundancies $\mathbf{K}(\cdot)$ defined by a decomposition of the object into parts for which one already has an algorithmic complexity estimation, obtained by means of, for example, the Coding Theorem Method (CTM) [8] based on Algorithmic Probability [37, 38] (AP) and the related Universal Distribution [39] which takes into consideration all the statistical and algorithmic regularities and redundancies in data. The Coding Theorem Method or CTM consists in finding all the formal-theoretic explanations for an object shorter than the object itself by exhaustive means [7]. Given that CTM can therefore only find small programs, BDM extends the power of CTM by stitching these programs together to offer a causal explanation of the object as a test of (non-)randomness while one can always find tighter lower bounds on AP or upper bounds on \mathbf{K} by running CTM further [7]. AP is the probability that a random explanation (e.g. a computer program) can explain an object [39] under a (computable) generative model that ultimately can, by computational universality, be proven to converge, thanks to the Invariance Theorem [14, 37, 40, 38], independent of computable model (up to a ‘small’ constant that has been proven to be stable and small [41, 42]).

Then, according to the principles of classical information theory, BDM characterises the information content of the entire object by adding the estimated (local) complexity and the (global) Shannon Entropy (\mathbf{H}) values as described in Equation (13).

The BDM of an object x , according to the partition i , that is, one of the ways to decompose the object x to which one assigns the corresponding index i , is defined by

$$BDM(x, i, m) = \sum_{(r_j, n_j) \in P_i(x)} (\log(n_j) + K_m(r_j)) , \quad (13)$$

where:

- $P_i(x)$ is the set of pairs (r_j, n_j) obtained when decomposing the object x according to a partition i of contiguous parts r_j , each of which appears n_j times in such a partition (i.e., n_j is the multiplicity of r_j), that is, the number of exact repetitions.
- $K_m(r_j)$ is an approximation to $\mathbf{K}(r_j)$ and m is the index of approximation method employed to calculate $K_m(r_j)$.

Notice that Equation (13) can be expressed for many particular cases, e.g. in the case of unidimensional objects (such as bitstrings) but also any other object, including non-binary strings and n-dimensional objects such as graphs, matrices, images, vectors and tensors (any encodable, computer representable data) where m indicates the method given by the pre-computed table of complexity estimations derived from CTM [7, 33, 41, 31].

Also notice that if one takes a partition i_0 for which the object’s size is the partition size (or, equivalently, there is only one block/part which is the object itself), then $BDM(x, i_0, m)$ becomes equivalent to the approximation method indexed as m , e.g.

the CTM. That is, there is m such that

$$BDM(x, i_0, m) = CTM(x, Q) ,$$

where Q is a computable (proper) subset of $\{\mathbf{M}: \exists w' (\mathbf{M}(\emptyset) = w')\}$ and $Q(x) \subset \{\mathbf{M}: \mathbf{M}(\emptyset) = x\}$ a computable subset of Q that the method m calculate, where the algorithmic probability (AP) of x is approximated by

$$\frac{Q(x)}{Q} \tag{14}$$

and $\mathbf{M}(x) = y$ denotes algorithm \mathbf{M} returning y with input x . Deriving from this equivalence, one of the properties of BDM is that it is a complexity measure that approaches $\mathbf{K}(\cdot)$ in the best case scenario, and approaches block (Shannon) Entropy in the worst case [7], that is,

$$\mathbf{K}(x) \leq \mathbf{O}(1) + BDM(x, i_0, m) \leq \mathbf{O}(1) + BDM(x, i, m') \leq \mathbf{O}(1) + N_i \mathbf{H}_i(X^i) . \tag{15}$$

The left inequalities of Equation (15) always hold, from the basic properties of algorithmic complexity. From classical information theory, the rightmost inequality holds for sufficiently large $|x|$ and any computable compression method m' that is capable of matching (or surpassing) the statistical compression/encoding achieved by, e.g., Huffman or LZW for each codeword, where

$$\mathbf{H}_i(X^i) = - \sum_{(r_j, n_j) \in P_i(x)} p(r_j) \log(p(r_j)) \tag{16}$$

is the *block* (Shannon) Entropy \mathbf{H}_i of an i.i.d. source X^i such that $p(r_j) \rightarrow \frac{n_j}{N_i}$ as $|x| \rightarrow \infty$, the random variable X^i can assume values in the set $\{r_1, \dots, r_j, \dots, r_{|P_i(x)|}\}$, and $N_i = \left(\sum_{(r_j, n_j) \in P_i(x)} n_j \right)$.

Thus, in case m' is a sufficiently powerful computable approximation and i a partition closer to the partition i_0 (i.e., the one for which the object's size is the partition size), one obtains $\mathbf{K}(x) \sim BDM(x, i, m')$; otherwise, in case the object x is indeed generated by a stochastic source (e.g., following an i.i.d. probability distribution of the blocks/parts r_j), one obtains $BDM(x, i, m') \leq \mathbf{O}(1) + N_i \mathbf{H}_i(X^i)$ approaching the equality the more statistically random (i.e., for more uniform probability distributions with $n_j \rightarrow 1$) the source is. As demonstrated in [7] for regular bidimensional partitions, also notice that an algorithm can always losslessly retrieve x from the information in the parts/blocks calculated in $BDM(x, i, m')$ by an encoding scheme $\langle \cdot \rangle_{BDM}$ such that

$$|\langle x \rangle_{BDM}| \leq \mathbf{O}(1) + BDM(x, i, m') + \mathbf{O}(N_i \log(|P_i(x)|)) \tag{17}$$

holds in bits.

This means that for objects generated according to a probability distribution sufficiently close to the uniform distribution and a sufficiently powerful m' , BDM can

always achieve a statistical lossless compression of the same order as \mathbf{H} , while the value of $BDM(x, i, m')$ can be smaller than $N_i \mathbf{H}_i (X^i)$. In general, for any object and any type of source (stochastic or otherwise), one can take BDM for partition i_0 and the only differential factor to achieve a better compression than \mathbf{H} will be the compression method m , which can always be the one indexing e.g. Huffman's, or better approximations to \mathbf{K} . Therefore, \mathbf{H} is a (statistical) compression method subsumed into BDM (see also Section 2.6).

A false argument repeated by the authors of Assembly Theory is that approximations to algorithmic Kolmogorov complexity are uncomputable, unlike assembly theory [20]. Not only is this false, as BDM is fully computable [43, 44], even if it can always improve upper and lower bounds on AP and \mathbf{K} by running CTM further [8] to improve on any \mathbf{H} estimation that may falsely indicate high randomness where causal content exists [7]; but also, the assembly index itself is an approximation to \mathbf{K} equivalent to \mathbf{H} and LZ compression, as we have proven [4], therefore a loose upper bound on \mathbf{K} itself. Hence, the assembly index offers no advantage.

BDM can also deal with stochasticity, by exploring all possible computer program pathways that assemble an object as fully explained in the Supplementary Information of this paper.

4.2 Sequence convergence

In the one example provided in [1], the authors quantify the correlation of their assembly index and LZW, showing a low statistic and claiming it as a proof of dissimilarity vis-a-vis LZW. The string used is very short and of fixed length. It's known that LZW produces codewords that affect shorter strings, as it carries the information to decompress a string while the assembly index discards it. Here, we repeat their experiment on larger and more diverse strings, showing a full correlation with LZW and with Shannon Entropy.

In our experimental case, we took three types of strings:

- **ZBC sequence:** zzbzbczbzbczbzbc, as used in [1] to prove the dissimilarities between the assembly index and LZW.
- **Patterned sequence:** 2 repeated patterned sequences of fixed length, the first ABCDE and the other ABCDEFGHIJ, repeating to a length of 100.
- **Random sequence:** Random sequences, generated as 2 random strings of up to length 100. The growing permutations of the ZBC sequence also fall within the category of random sequences.

For growing sequences in each case, we simply add more ZBC morpheme blocks as suffixes or add more random characters.

4.2.1 Fixed v Varying Lengths of ZBC Strings

10,000 random permutations were generated for the ZBC sequence in both fixed and varying random lengths, followed by complexity measure analyses. The ZBC sequence underwent random permutation to generate 10,000 variants for each length category. In short, to generate the strings, the algorithm basically picked n characters 10,000 times from the string zzbzbczbzbczbzbc. In our case, n ranged from 2 to 100 for some

plots and from 2 to 200 for an in-depth analysis of the long-term convergence between LZW and Ai.

The complexity measures computed included Lempel-Ziv-Welch complexity (LZW), Shannon Entropy Rate, and Assembly Index. LZW and assembly index (Ai) calculations were previously described in Section 4. Shannon Entropy and its rate were calculated to quantify the statistical randomness of the sequence, while BDM evaluated the statistical and algorithmic complexity of the permutations. Density plots and statistics are provided to quantify the relationship between LZW and the Assembly Index for both fixed and varying lengths.

For sequences obtained by considering strings with lengths ranging from 2 to 200, we studied the asymptotic behaviour of LZW and Ai as well as of the ratio between the logarithms of these metrics. We studied how the mean and standard deviation of this ratio change as the length of the strings grows. We fitted power laws to these two statistics to extrapolate the behaviour of larger strings.

4.2.2 Growing Sequence Analysis

Lastly, we analysed linear chains (sequences) growing from lengths 1 to 3000. Two sets of sequences were studied: random and patterned sequences (patterns of repeated length 5, and 10). The patterns of length 5 consisted of repeated blocks of the first 5 alphabets ABCDE, and similarly for the repeated block patterns of 10. For each length increment, the complexity measures were computed. Correlations between the Assembly Index and other complexity measures were calculated every few steps in the growth process. Density plots and growth measure plots for each sequence were generated. This provides a quantitative analysis of the complexity dynamics as sequences increased in length.

Pearson and Spearman correlations between the Assembly Index and the other complexity measures were calculated at intervals of certain steps (permutations) to identify significant relationships, providing insights into the structure and randomness or patterns across the length and sequence types of each growing string. A Pareto (long-tail) distribution fit was assessed on all BDM distributions, while a Gaussian curve fit was assessed on the LZW-assembly index density plots. All other distributions for other complexity measures underwent a Bernoulli curve fit.

As shown in Figures 3 C and 3 D, a near-perfect correlation between LZW and the Assembly Index is observed across all conditions (patterned and random) growing sequences. Table 1 displays the averaged Spearman correlations between the assembly index (Ai) and other complexity measures (LZW, Entropy Rate, BDM) for patterned sequences of increasing length. LZW and BDM measures are the most robust, consistently converging to a correlation of 1 across all sequence lengths. The average correlation between LZW and Ai was 0.98-0.99. Similarly, Table 2 displays the convergence of all three complexity measures: LZW, entropy rate and BDM to an averaged Spearman correlation of 1 for the random growing sequences shown in Figures 3 A and 3 B.

4.3 Applications to Molecular Classification

In order to check the claims of the AT authors in [5], we will use their data (presented in Source Data as “MS_data_Standard_Curve.csv”) to investigate the linear relation and Pearson correlation between A_i and complexity measures (LZW and our code for A_i of strings) applied to InChI strings of the molecules. We will also apply such a linear and correlation analysis to demonstrate that the LZW of InChI strings of the molecules are also highly correlated to mass spectrometry data (MS2 peak matrices), which was indicated as one of the main advantages of using MA (i.e., A_i applied to molecules). InChI and MS2 spectra of a molecule are simple representations of the molecular structure and its MS fragmentation pattern, respectively.

We will investigate how MA, LZW, A_i , the length of InChI strings and MS2 spectrometry data can be used to cluster Small Molecules and Peptides, following the examples in [5]. Finally, we will apply eight standard clustering algorithms (hierarchical clustering, Gaussian Mixture Models (GMM), KMeans cluster, SVM, Random Forest (RF), KNN, a neural network (FFNN) and Principal Component Analysis) to separate the data relative to Fig.4 in [5] into three categories: Dead, Abiotic and Biological. We will also use the data from Fig.4 in [5] to illustrate why the authors’ model (a simple linear relation) is easily replaced by other models which are also linear relations between any metric and MS2 peak data. In the end, we demonstrate that the separation between molecules produced by living and non-living organisms proposed in [5] can be reproduced with simple metrics, such as the length of the InChI strings of molecules.

While we will show that molecular complexity is driven by molecular length, with LZW able to separate the classes of organic versus non-organic compounds, as reported in [28] several years before the assembly index report on the same test (but only on about a hundred compounds instead of the exhaustive 15,000+ complete compound database we investigated), we also showed in the same article that BDM was capable of slight improvement over only counting exact copies in data as implemented by LZW algorithms.

Acknowledgements. Felipe S. Abrahão acknowledges support from the São Paulo Research Foundation (FAPESP), grants 2021/14501-8 and 2023/05593-1.

References

- [1] Kempes, C., Walker, S. I., Lachmann, M. & Cronin, L. Assembly theory and its relationship with computational complexity. *arXiv Preprints arXiv:2406.12176v1* (2024).
- [2] Uthamacumaran, A., Abrahão, F. S., Kiani, N. A. & Zenil, H. On the salient limitations of the methods of assembly theory and their classification of molecular biosignatures. *npj Systems Biology and Applications* **10**, 82 (2024).
- [3] Sharma, A. *et al.* Assembly theory explains and quantifies selection and evolution. *Nature* **622**, 321–328 (2023).
- [4] Abrahão, F. S., Hernández-Orozco, S., Kiani, N. A., Tegnér, J. & Zenil, H. Assembly theory is an approximation to algorithmic complexity based on lz compression that does not explain selection or evolution. *PLOS Complex Systems* **1**, 1–20 (2024).
- [5] Marshall, S. M. *et al.* Identifying molecules as biosignatures with assembly theory and mass spectrometry. *Nature Communications* **12** (2021).
- [6] Templeton. A bold new theory on why the universe keeps expanding — lee cronin). YouTube video (2024). URL <https://www.youtube.com/watch?v=cYliayfoSDk>. Accessed: 2024-08-25.
- [7] Zenil, H. *et al.* A Decomposition Method for Global Evaluation of Shannon Entropy and Local Estimations of Algorithmic Complexity. *Entropy* **20**, 605 (2018).
- [8] Delahaye, J.-P. & Zenil, H. Numerical evaluation of the complexity of short strings: A glance into the innermost structure of algorithmic randomness. *Applied Mathematics and Computation* **219**, 63–77 (2012).
- [9] Zenil, H., Kiani, N. A., Zea, A. & Tegnér, J. Causal deconvolution by algorithmic generative models. *Nature Machine Intelligence* **1**, 58–66 (2019).
- [10] Hazen, R. M. *et al.* Molecular assembly indices of mineral heteropolyanions: some abiotic molecules are as complex as large biomolecules. *Journal of the Royal Society Interface* **21** (2024).
- [11] Raubitzeck, S. *et al.* Autocatalytic sets and assembly theory: A toy model perspective. *Entropy* **26**, 808 (2024).
- [12] University of Glasgow. Assembly theory unifies physics and biology to explain evolution and complexity. Press release (2023). URL https://www.gla.ac.uk/news/archiveofnews/2023/october/headline_1008527_en.html. Accessed: 2024-08-25.
- [13] Arizona State University. New ‘assembly theory’ unifies physics and biology to explain evolution, complexity. Press release (2023). URL <https://news.asu.edu/20231005-new-assembly-theory-unifies-physics-and-biology-explain-evolution-complexity>. Accessed: 2024-08-25.
- [14] Cover, T. M. & Thomas, J. A. *Elements of Information Theory* (John Wiley & Sons, Inc., Hoboken, NJ, USA, 2005).
- [15] Wolpert, D. & Scharnhorst, J. Stochastic Process Turing Machines. *arXiv Preprints* (2024).
- [16] McCarroll, S. A. & Altshuler, D. M. Copy-number variation and association studies of human disease. *Nature Genetics* **39**, S37–S42 (2007).

- [17] Arora, S. & Barak, B. *Computational Complexity: A Modern Approach* (Cambridge University Press, 2016).
- [18] Sipser, M. *Introduction to the Theory of Computation* 2nd edn (Thomson Course Technology, USA, 2006).
- [19] Fridman, L. Lee cronin: Controversial nature paper on evolution of life and universe. <https://www.youtube.com/watch?v=CGiDqhSdLHk> (2024). Lex Fridman Podcast #404, 1.4M views, 7 months ago.
- [20] Marshall, S. M., Moore, D. G., Murray, A. R. G., Walker, S. I. & Cronin, L. Formalising the pathways to life using assembly spaces. *Entropy* **24**, 884 (2022).
- [21] Jirasek, M. *et al.* Investigating and Quantifying Molecular Complexity Using Assembly Theory and Spectroscopy. *ACS Central Science* **10**, 1054–1064 (2024).
- [22] Dr Brian Keating. Sara walker: “we could find aliens in the lab”. https://youtu.be/zWh-LBkq_9Y?si=IhNvKjyMSZOu_pU0 (2024). Dr Brian Keating, 16k views, 1 month ago.
- [23] Raubitzeck, S. *et al.* Autocatalytic Sets and Assembly Theory: A Toy Model Perspective. *Entropy* **26**, 808 (2024).
- [24] Downey, R. G. & Hirschfeldt, D. R. *Algorithmic Randomness and Complexity Theory and Applications of Computability* (Springer New York, New York, NY, 2010).
- [25] Chaitin, G. J. *Algorithmic Information Theory* 3 edn (Cambridge University Press, 2004).
- [26] Calude, C. S. *Information and Randomness: An algorithmic perspective* 2 edn (Springer-Verlag, 2002).
- [27] Li, M. & Vitányi, P. *An Introduction to Kolmogorov Complexity and Its Applications* 4 edn. Texts in Computer Science (Springer, Cham, 2019).
- [28] Zenil, H., Kiani, N. A., Shang, M.-m. & Tegnér, J. Algorithmic complexity and reprogrammability of chemical structure networks. *Parallel Processing Letters* **28**, 1850005 (2018).
- [29] Hernández-Orozco, S., Kiani, N. A. & Zenil, H. Algorithmically probable mutations reproduce aspects of evolution, such as convergence rate, genetic memory, and modularity. *Royal Society Open Science* **5**, 180399 (2018).
- [30] Cilibrasi, R. & Vitanyi, P. M. Clustering by compression. *IEEE Transactions on Information Theory* **51**(4), 1523–1545 (2005).
- [31] Zenil, H. A Review of Methods for Estimating Algorithmic Complexity: Options, Challenges, and New Directions. *Entropy* **22**, 612 (2020).
- [32] Zenil, H. & Minary, P. Training-free measures based on algorithmic probability identify high nucleosome occupancy in DNA sequences. *Nucleic Acids Research* **gkz750** (2019).
- [33] Zenil, H. *et al.* An algorithmic information calculus for causal discovery and reprogramming systems. *iScience* **S2589-0042(19)30270-6** (2019).
- [34] Salomon, D. & Motta, G. *Handbook of Data Compression* (Springer London, London, 2010).
- [35] Zenil, H., Kiani, N. A. & Tegnér, J. Algorithmic complexity of motifs, clusters, and superfamilies of networks (2013).
- [36] Zenil, H., Soler-Toscano, F., Dingle, K. & Louis, A. Correlation of automorphism

- group size and topological properties with program-size complexity evaluations of graphs and complex networks. *Physica A: Statistical Mechanics and its Applications* **404**, 341–358 (2014).
- [37] Solomonoff, R. A preliminary report on a general theory of inductive inference. *Report V-131* (1960).
- [38] Chaitin, G. J. On the length of programs for computing finite binary sequences. *Journal of the ACM (JACM)* **13**, 547–569 (1966).
- [39] Kirchherr, W., Li, M. & Vitányi, P. The miraculous universal distribution. *The Mathematical Intelligencer* **19**, 7–15 (1997).
- [40] Kolmogorov, A. N. On tables of random numbers. *Sankhyā: The Indian Journal of Statistics, Series A* **25**, 369–376 (1963).
- [41] Zenil, H., Kiani, N. A. & Tegnér, J. A review of graph and network complexity from an algorithmic information perspective. *Entropy (Basel, Switzerland)* **20**, 551 (2018).
- [42] Leyva-Acosta, Z., Acuña Yeomans, E. & Hernandez-Quiroz, F. An additively optimal interpreter for approximating Kolmogorov prefix complexity. *arXiv Preprints arXiv:2407.21162* (2024).
- [43] Soler-Toscano, F. & Zenil, H. A computable measure of algorithmic probability by finite approximations with an application to integer sequences. *Complexity* **2017**, Article ID 7208216 (2017).
- [44] Soler-Toscano, F., Zenil, H., Delahaye, J.-P. & Gauvrit, N. Correspondence and Independence of Numerical Evaluations of Algorithmic Information Measures. *Computability* **2**, 125–140 (2013).
- [45] Kimura, M. & Ohta, T. On some principles governing molecular evolution. *Proceedings of the National Academy of Sciences of the United States of America* **71**, 2848–2852 (1974).
- [46] Schrödinger, E. *What Is Life? The Physical Aspect of the Living Cell* (Dublin Institute for Advanced Studies, Dublin, 1944).
- [47] Prigogine, I. *From Being to Becoming. Time and Complexity in the Physical Sciences* (W.H. Freeman and Company, San Francisco, 1980).
- [48] Corning, P. A. *et al.* (eds) *Evolution "On Purpose": Teleonomy in Living Systems* (Massachusetts Institute of Technology Press, 2023).
- [49] Simon, H. A. The architecture of complexity. *Proceedings of the American Philosophical Society* **106**, 467–482 (1962).
- [50] Dyson, F. J. *Origins of life* (2008).
- [51] Zenil, H., Gershenson, C., Marshall, J. A. & Rosenblueth, D. Life as thermodynamic evidence of algorithmic structure in natural environments. *Entropy* **14(11)**, 2173–2191 (2012).
- [52] Morowitz, H. J. & Smith, E. Energy flow and the organization of life. *Complexity* **13**, 51–59 (2007).
- [53] Morowitz, H. J. *Foundations of Bioenergetics* (Academic Press, New York, 1978).
- [54] Vanchurin, V., Wolf, Y. I., Koonin, E. V. & Katsnelson, M. I. Thermodynamics of evolution and the origin of life. *Proceedings of the National Academy of Sciences of the United States of America* **119**, e2120042119 (2022).
- [55] Dehmer, M. Information-theoretic concepts for the analysis of complex networks.

- Applied Artificial Intelligence* **22**, 684–706 (2008).
- [56] Nowak, M. A. & Ohtsuki, H. Prevolutionary dynamics and the origin of evolution. *Proceedings of the National Academy of Sciences of the United States of America* **105**, 14924–14927 (2008).
- [57] England, J. L. Statistical physics of self-replication. *Journal of Chemical Physics* **139**, 121923 (2013).
- [58] Maturana, H. R. & Varela, F. J. *Autopoiesis and Cognition: The Realization of the Living* (D. Reidel Publishing Company, 1980).
- [59] Zenil, H. & Marshall, J. A. R. Ubiquity symposium: Evolutionary computation and the processes of life: some computational aspects of essential properties of evolution and life. *Ubiquity* **2013** (2013).
- [60] Zenil, H., Schmidt, A. & Tegnér, J. in *Causality, information and biological computation: An algorithmic software approach to life, disease and the immune system* (eds Walker, S., Davies, P. & Ellis, G.) *Information and Causality: From Matter to Life* 244–279 (Cambridge University Press, 2017).
- [61] Johnston, I. G., Ahnert, S. E., Doye, J. P. K. & Louis, A. A. Evolutionary dynamics in a simple model of self-assembly. *Physical Review E* **83**, 066105 (2011).
- [62] Zenil, H., Soler-Toscano, F., Dingle, K. & Louis, A. Correlation of automorphism group size and topological properties with program-size complexity evaluations of graphs and complex networks. *Physica A: Statistical Mechanics and its Applications* **404**, 341–358 (2014).
- [63] Terrazas, G., Zenil, H. & Krasnogor, N. Exploring programmable self-assembly in non dna-based computing. *Natural Computing* **12**, 499–515 (2013).
- [64] Morzy, M., Kajdanowicz, T. & Kazienko, P. On measuring the complexity of networks: Kolmogorov complexity versus entropy. *Complexity* **2017**, 3250301:1–3250301:12 (2017).
- [65] Kuo, Y.-P. & Carja, O. Evolutionary graph theory beyond pairwise interactions: Higher-order network motifs shape times to fixation in structured populations. *PLoS Computational Biology* **20**, e1011905 (2024).
- [66] Veloz, T., Razeto-Barry, P., Dittrich, P. & Fajardo, A. Reaction networks and evolutionary game theory. *Journal of Mathematical Biology* **68**, 181–206 (2014).
- [67] Cressman, R. & Krivan, V. Using chemical reaction network theory to show stability of distributional dynamics in game theory. *Journal of Dynamics & Games* (2021).
- [68] Abrahão, F. S., Wehmuth, K. & Ziviani, A. Algorithmic networks: Central time to trigger expected emergent open-endedness. *Theoretical Computer Science* **785**, 83–116 (2019).
- [69] Abrahão, F. S., Wehmuth, K. & Ziviani, A. Emergent Open-Endedness from Contagion of the Fittest. *Complex Systems* **27** (2018).
- [70] Abrahão, F. S. & Zenil, H. Emergence and algorithmic information dynamics of systems and observers. *Philosophical Transactions of the Royal Society A: Mathematical, Physical and Engineering Sciences* **380** (2022).
- [71] Jaeger, J. Assembly theory: What it does and what it does not do. *Journal of Molecular Evolution* **92**, 87–92 (2024).

- [72] Zenil, H. *Compression Is Comprehension and the Unreasonable Effectiveness of Digital Computation in the Natural World*, 201–238 (World Scientific Publishing Press, 2020).
- [73] Zenil, H. in *Algorithmic data analytics, small data matters and correlation versus causation* (eds Ott, M., Pietsch, W. & Wernecke, J.) *Berechenbarkeit der Welt? Philosophie und Wissenschaft im Zeitalter von Big Data (Computability of the World? Philosophy and Science in the Age of Big Data)* 453–475 (Springer Nature, 2017).
- [74] Ziv, J. & Lempel, A. Compression of individual sequences via variable-rate coding. *IEEE Transactions on Information Theory* **24(5)** (1978).
- [75] Zenil, H. in *Compression is comprehension, and the unreasonable effectiveness of digital computation in the natural world* (eds Wuppuluri, S. & Doria, F.) *Unraveling Complexity: The Life and Work of Gregory Chaitin* 173–208 (World Scientific Publishing, 2019).
- [76] Kolmogorov, A. N. Three approaches to the quantitative definition of information. *International Journal of Computer Mathematics* **2**, 157–168 (1968).
- [77] Cucconi, O. Un nuovo test non parametrico per il confronto fra due gruppi di valori campionari. *Giornale degli Economisti e Annali di Economia* **27**, 225–248 (1968).
- [78] Marozzi, M. Some notes on the location–scale cucconi test. *Journal of Nonparametric Statistics* **21**, 629–647 (2009).
- [79] Ren, F., Tanaka, H. & Gojobori, T. Construction of molecular evolutionary phylogenetic trees from dna sequences based on minimum complexity principle. *Computer Methods and Programs in Biomedicine* **46**, 121–130 (1995).
- [80] Chaitankar, V., Ghosh, P., Perkins, E. J. *et al.* A novel gene network inference algorithm using predictive minimum description length approach. *BMC Systems Biology* **4 (Suppl 1)**, S7 (2010).
- [81] Saitou, N. & Nei, M. The neighbor-joining method: a new method for reconstructing phylogenetic trees. *Molecular Biology and Evolution* **4**, 406–425 (1987).

Supplementary Information

More context and literature on chemical and molecular complexity

Assembly theory undermines not only long-held ideas in algorithmic information theory, but also elements of influential work throughout complexity theory and systems science, such as statistical theories of molecular evolution [45], the nonequilibrium thermodynamics of self-organisation [46, 47], and evolutionary dynamics conceptualised as multi-level teleonomic processes or ecosystem models of multiscale interactions [48]. For instance, Nobel Laureate and complex systems pioneer Herbert Simon argues that complex systems evolve hierarchical and multi-nested patterns or networks through stable intermediate forms, allowing rapid emergence through scaling of emergent mesoscale structures at distinct levels, from simple to complex [49]. According to physicist Freeman Dyson, for early life to arise and evolve, it needed a means of storing and replicating information with a low error rate [50]. This aligns with ideas in algorithmic information theory about the need for mechanisms to compress information and replicate it accurately. Hence, the ideas of systems theorists such as Simon, Dyson, Prigogine, and Schrödinger about complex systems and negentropy-based self-organisation in living systems are essentially saying that life can reduce entropy/disorder in local regions, and these ordered structures must be able to maintain and transmit their organisation in the form of redundancies.

For example, in 2005, Cilibrasi and Vitanyi showed that by finding redundancies in data, such as identical copies, they could fully reconstruct an evolutionary genetic tree [30]. These ideas have been formalised and empirically supported within the framework of algorithmic information theory, and its fundamental notions and computable methods of compression.

Life can describe itself in a more compact way algorithmically through processes like genetic programs with low Entropy, low algorithmic complexity/high compressibility [51, 33]. That compression or counting copies works does not come as a surprise. In molecular biology, for example, it is well established that counting for GC nucleotides, which are molecules, discloses the relationship between species. This is because two species that are evolutionarily related to each other will have about the same number of GC nucleotide copies. This is referred to as GC content. We have conducted research showing how information theory and algorithmic complexity can be combined with and compared to GC content to discover DNA transcription regions in nucleosomes of high genomic content [32].

Biophysicist Harold Morowitz discusses how the core biochemical pathways of life, such as the reductive citric acid cycle and biosynthesis of complex biomolecules, can be understood as order parameters in a phase transition driven by free energy flows [52]. The spontaneous emergence and stabilisation of such ordered biochemical networks are explained using ideas from nonequilibrium statistical mechanics, where maximising the structure's chemical network entropy accounts for the flows of matter and

energy through reaction channels, allowing for self-organised criticality and dissipative structures driven by environmental free energy [52]. Morowitz proposed that the bioenergetics of living systems self-organise energy dissipating pathways that assemble into chemical structures [53]. Chemical network entropy or graph entropy explains how this buildup of energy in the chemical system increases entropy and drives the self-organisation of assembly pathways such that the emergent structures maximise the flow of energy through the chemical network [53]. Schrodinger coined the term negentropy to describe such processes of self-assembly. Many others have contributed to similar statistical thermodynamics of biomolecular evolution using information-theoretic concepts of dissipative energy and chemical network entropy in open systems far from equilibrium [47, 54]. Information theoretics of complex networks explain life’s evolvability and the molecular evolution of chemical networks. Even as early as the 1950s, pioneers like Rashewsky applied entropy formulas to quantify the structural information content of biological networks [55].

For instance, Nowak and Ohtsuki [56] formulated a theory of pre-evolutionary dynamics where random polymerisation of monomers leads to a generative system with selection and mutation before replication. The branching tree structure of combinatorial replication in this ‘prelife’ system can be analysed using compression schemes like Huffman coding from algorithmic information theory, and concepts like entropy to quantify the information flow and diversity produced during the emergence of evolutionary dynamics [56]. England discusses how self-replicating systems must generate entropy to fuel their replication, even when far from equilibrium [57]. He posits relationships between a replicator’s maximum growth rate, its internal entropy production, robustness, and the amount of heat dissipated. This echoes autopoietic theories of life proposed by Maturana and Varela, which define living beings as self-generating networks that produce their own components and sustain their self-organisation through ongoing interactions with their environment [58, 57]. Both England and autopoiesis view self-reproduction in thermodynamic terms, requiring a constant throughput of energy and matter to maintain a system’s complex internal organisation.

Equipped with all this knowledge and based on the principles of classical information theory and algorithmic information theory, in a series of papers spanning the first decade of the 2010s, we covered and elaborated every idea that Assembly Theory has suggested to introduce for the first time [59, 43, 44, 60], including the latter reference published in a book edited by one of the senior authors of Assembly Theory (AT), from which the authors (the other senior author having also published in the same book) seems to have replicated our ideas. In particular, we introduced a measure called the Block Decomposition Method (BDM) [7] that as a baseline, counts identical copies in data but also many other variations that form causal modules [8] in connection to selection and evolution [29].

In the early 2010s, a quantitative measure of physical complexity based on the information required for self-assembly, applicable to any structure, including chemical and molecular networks, was introduced in connection to evolution [61]. By quantifying the complexity of molecules and protein complexes, the approach highlighted how symmetry and modularity are favoured in biological self-assembly and offered metrics for comparing different physical structures. With the same group, we also reported

that a measure of algorithmic complexity of graphs correlated equivalent networks revealing a connection between automorphism size and algorithmic information content, showing how to classify real-world graphs, including metabolic networks [62] as in [35]. In this other work in the mid 2010s, we also showed how approximations of algorithmic complexity could quantify the self-assembly properties of non-DNA molecular computing in application to an example of synthetic porphyrin molecules (the molecules that give their colour to red blood cells) [63].

Then, in 2018, almost 4 years before Assembly Theory’s 2021 paper on the topic [5], and based on our previous work and indexes, we showed how to characterise chemical compounds and structures by using approximations of classical and algorithmic information theory with complexity measures like entropy and BDM [28] that Assembly Theory would rediscover and sell as a unification of biology and physics [3]. Graph entropy and similar algorithmic information theoretic measures capable of quantifying network topology [41] can help explain molecular chemical evolution by characterising how structural information is processed and flows within biochemical [28] and genetic networks [33]. The principles of algorithmic probability can be applied to make quantitative predictions on chemical structure networks to profile their causal properties, track changes, and investigate the relationship between their topological or physical properties and the algorithmic sensitivity of chemical constituents such as elements and bonds during chemical processes [28].

Other systems science and complexity theorists have also demonstrated that algorithmic complexity is a more robust measure than graph entropy for quantifying a system’s complexity and evolvability [41, 64]. Such concepts can explain the emergent behaviours of life, even at higher orders and multiscale processes. For instance, the insights of evolutionary graph theory into higher-order network motif impact on fixation times have implications for designing populations to optimise the discovery of solutions in complex adaptive landscapes, pointing to teleonomic processes at work in molecular evolution networks [65]. Evolutionary game theory-based models using concepts of evolutionary strategies for the optimisation of search space in molecular constructions, and replicator equations, can serve as alternatives to chemical graph/network entropy for explaining the stability and emergence of complex molecular networks [66, 67]. Based on algorithmic information theory, but also at the intersection of other fields like distributed computation, complex networks, and cybernetics, it has been demonstrated that both game-theoretical approaches and network complexity can be unified into a theoretical framework [68, 69, 70] that subsumes both evolutionary processes and network dynamics, e.g. for both local selection, adaptive and global synergistic relationships.

More recently, process biologist Jaeger has pointed out that Assembly Theory does not explain or quantify evolution and selection as claimed, and uses those terms too broadly. Jaeger notes that Assembly Theory’s use of metrics like a structure’s self-assembly through recursively combining objects over minimal paths and predicted abundance based on rule weights is not novel, as they are “special cases” of previously established algorithmic complexity measures like Huffman coding [71] (as approximating Shannon Entropy). He points out that Assembly Theory repackages these principles of algorithmic probability and complexity schemes in a new context. Due

to the multiscale complexity and goal-directed behaviours exhibited across living and engineered systems, the traditional binary categories of organic and inorganic do not fully capture this continuum or evolutionary (adaptive) spectrum. Emerging fields in synthetic biology and soft matter systems are demonstrating that life comprises diverse, hybrid forms with programmable, self-producing (autopoietic) properties. Further discussion of extrinsic vs intrinsic complexity measures can be also found in [4].

While the strategy of calling Shannon Entropy and LZ compression by another name has proven fruitful for the authors of Assembly Theory, it has done a disservice to science and good scientific practice and communication. It has proven to be very successful in breaking into the review and news cycle systems, conferring on it a sense of breakthrough and novelty. However, all of AT's results can be reproduced with naive statistical tools without resorting to new theories or indexes that make grandiose claims, as we have shown here and in previous work [2, 4].

The self-assembly of inert and living matter has been widely recognised and often understood for centuries, with many assembly processes explained by physical laws and fundamental principles—from galaxies forming due to gravity to animals and organs constructed from a small subset of polymers. While ignorance has sometimes helped in favour of making new discoveries, Assembly Theory offers no new insights into the mechanisms driving these assembly processes and is no more capable of quantification than other algorithms from existing literature, some of which were previously reported but overlooked by the authors [28, 29].

Misleading arguments about compression, uncomputability, and complexity measures

On the overreaction against compression: the scientific endeavour is about compression through model simplification, to explain more with less, effectively compressing observed data into scientific theories. In fact, compression has been proven to be equivalent to prediction [24], and even equivalent to comprehension broadly speaking [72], so it is a fundamental concept of science [39], not just of computer science, and not a technicality bearing no relevance to nature. It is a universal assumption in the practice of science based on Ockham's razor [73], hence the better the compression the more likely a model or theory is to capture a natural phenomenon, and the more accurately it may predict its behaviour. This has been a dictum of science since the times of Galileo, foundational to formal science and at the core of Western philosophy, and it has nothing to do with the technicalities of compression, which the authors of AT seem to overreact to in their attempt to distance themselves from actual specific algorithms introduced in the 1970s [74], from which theirs are indistinguishable.

The authors of AT have not understood the value of compression as a concept fundamental to science, and how science and the concept of explanation and model are deeply connected to the concept of compression [75]. Indeed, compression and prediction, for example, are formally indistinguishable [38, 40, 76, 37]: if you can compress something you have gained an understanding of the underlying patterns that allow you in principle to predict future outcomes; if you cannot, then prediction is not possible [24]. These connections were made by the founders of algorithmic information

theory, showing an equivalence between compression, prediction and universal statistical tests for randomness, assuming nothing else but the concept of computation and the existence of computable processes.

The sort of crude understanding of complexity hierarchies and the relationship with other indexes displayed in e.g. [1, 20] explains some of the field's shady reputation at times. Authors keep producing indexes that simply turn out to be redundant, without deep understating of the way in which they can be inserted in the complexity landscape and neglecting to perform the most basic, proper control experiments and comparisons.

If Assembly Theory is looking for the most likely causal explanations for agnostic selective and evolutionary choices (i.e., without taking into consideration the agent's interaction with its environment), then it is not copy number but algorithmic probability [9, 33] that it should be looking for and applying [4].

Under Algorithmic Information Theory, algorithmic probability is the other side of the algorithmic complexity coin, where the measure is no longer defined on the shortest program that produces an output, but on the set of all the causal and mechanistic explanations that explain an observation shorter than the description of the observation itself.

AT has (re-)introduced this notion as if it were its own original contribution, albeit based on a watered-down version of algorithmic probability. In other words, it is currently claiming all the attributes of algorithmic probability and algorithmic complexity while professing to be only about copy number, and implementing another variation of Shannon Entropy-based complexity measures, and therefore a much more restrictive (proper) subset of what algorithmic complexity can measure.

It effectively implements weak approximations to these two mainstream measures, but without disclosing this fact; it eschews any claim to be like or to share the principles and goals of algorithmic information theory, while in fact implementing Shannon Entropy again, acknowledging neither of them and representing both as new and an original contribution of AT.

In summary, our findings demonstrate that the authors of Assembly Theory still have to explain, account for, and show how their assembly index is different from and more useful compared to existing indexes, in particular those of the LZ family (and, as demonstrated in this article, even LZW when used on more than a narrow selection of examples). There has been a traditional complexity science or complex systems community absorbed in producing endless variations of Shannon Entropy measures over the years and decades, with no reasonable explanation of how they are inserted in the hierarchy of fundamental measures led by Shannon Entropy and algorithmic complexity, beyond simplistic and completely misleading accounts (such as Fig. 1 in [20]). Assembly Theory is one such measure that claims to be orthogonal to Shannon Entropy or algorithmic complexity but is not [2, 4]. Whether it has any pedagogical merit is to be proven by the authors, but it has no fundamental character or methodological value.

We believe that science and mathematics will prevail in exposing measures presented as different or extraordinary when in fact they are derivative.

The Assembly index is no better at separating Peptides and Small Molecules

In order to compare the groups in Fig. 9, we perform a pair-wise Cucconi test [77, 78] to check if each pair can be considered as coming from distributions with the same location and scale. The pair-wise p-values can be found in Fig. 1.

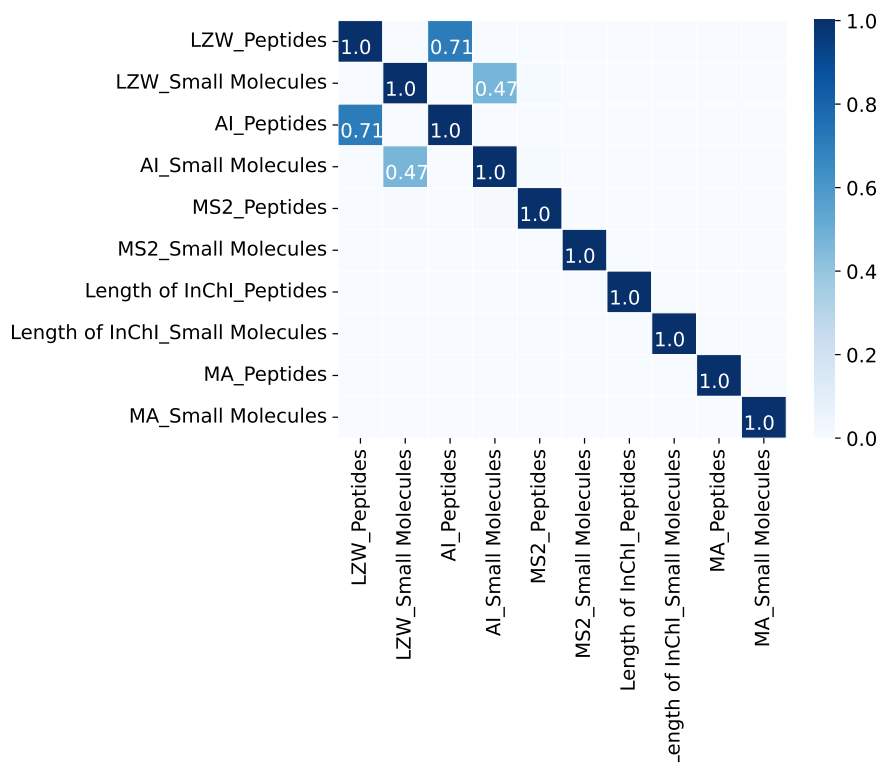


Fig. 1: Heatmap showing the p-values for pair-wise Cucconi tests for all the groups presented in Fig. 9. The p-values greater than 0.05 were also explicitly written. It is clear that all the algorithms considered are able to separate between classes, because the pair-wise p-values reject the null hypothesis (equality of location and scale) with 95% confidence. Also, in accordance with our previous claims, Ai and LZW (both for the same group of compounds) were tested for equal location and scale and such a null hypothesis was not rejected. This conducted on the same small set of molecular compounds picked by the authors [5] unlike the exhaustive experiment we reported years before [28].

The p-values in Fig. 1 can be used to assess if the groups formed, when analysed by the calculated metrics, are statistically similar. For example:

- Let us take the pair “LZW_Peptides” and “LZW_Small Molecules” to compare.

- We may find the p-value for the comparison of these two groups in line 1, column 2 (or line 2, column 1). It is 0.0.
- For a 95% level of confidence, we can say that the null hypothesis is rejected (p-value < 0.05). Therefore, since the null hypothesis is that both groups have the same location and scale, we can say that the two groups are not statistically similar (location-scale wise, which is much stronger than simply comparing the means).

This analysis can be done for every other pair. In the case of “LZW_Peptides” and “AI_Peptides” (or “LZW_Small Molecules” and “AI_Small Molecules”), the p-value is 0.71 (or 0.47), which implies that the null hypothesis is not rejected. Thus, this indicates that these pairs of groups can be considered statistically similar.

It can be seen that all the algorithms used are able to form groups which reject the null hypothesis. Thus the naive algorithms utilised were able to properly separate the classes of Peptides and Small Molecules, and Ai exploited the same features that these naive statistical algorithms utilised without showing any advantage or special feature detection.

Algorithm	Shapiro_P	Normality	Test_Used	P_Value
MA	5.85E-10	Failed	Kruskal-Wallis	2.92E-12
LZW	1.57E-10	Failed	Kruskal-Wallis	1.26E-11
Ai	2.59E-10	Failed	Kruskal-Wallis	1.47E-11
MS2	4.28E-05	Failed	Kruskal-Wallis	7.07E-12
Length of InChI	4.07E-11	Failed	Kruskal-Wallis	8.58E-12

Table 1: Between group comparison results of various complexity measures from the box plot shown in 9. The normality tests (Shapiro-Wilk, given by P-values and a pass or fail for normality) were followed by the non-parametric Kruskal-Wallis test for comparing the complexity measures (algorithms) between independent samples: peptides and small molecules. All measures show significant differences between the two molecule types. Based on the P-values, MA can distinguish between the two categories of molecules with a performance comparable to the most naive statistical indexes and on all molecular descriptors (InChI length and MS2 spectra). This conducted on the same small set of molecular compounds picked by the authors [5] unlike the exhaustive experiment we reported years before [28].

Statistically, as shown in Table 1, there is no fundamental difference or advantage in using Ai over traditional methods or utilising one or another data type as we have shown that the main driver is simply molecular length and not any other feature including ‘copy-number’ without mentioning all the false negatives that were misclassified by MA and were not highlighted as the ones above the mistaken and arbitrary threshold.

On misleading stochasticity arguments in Assembly Theory

Deemed from the assembly space (a directed multigraph), the assembly index suggests to explore and consider a multiplicity of pathways into its calculation. This is effectively the same structure achieved by a nondeterministic CFG, or more generally a particular case of a nondeterministic Turing machine. Notice that both cases are classical examples of computable processes in the same computation class as other universal computation models (in the Turing degree $\mathbf{0}$). In this regard, we highlight that:

1. The nature and number of alternative pathways does not play any role in the calculation of the assembly index once the shortest pathway is chosen. This means that the index is derived without weighing or taking into consideration any other pathway (as we do). This effectively makes it a version of the Minimum Description Length Principle as we have proven, because it is a rough approximation to algorithmic complexity (all the claims about causality and physicality which is equivalent to mechanically) but is implemented by a tool that is subsumed by Shannon Entropy, hence it is in turn encompassed by algorithmic probability or the universal probability (semi)measure (which are other indexes in algorithmic information theory) via the algorithmic coding theorem. This is one of the fundamental results in AIT that connects stochastic processes to computable processes, and is overlooked by the authors of AT and [15].
2. Assembly Theory would need to demonstrate that it can do something that other multiple stochastic measures cannot. Indeed, most complexity measures are stochastic in nature or by design. One argument could be that the assembly index combines this stochasticity with a mechanical assembly procedure but it would still need to show it can do something that none of the other statistical measures, such as Shannon Entropy can do, or that it is also different from LZ algorithms. The evidence so far, however, is that at performing the tasks that Assembly Theory was supposed to innovate and pioneer, not only LZW but Shannon Entropy and other naive statistical indexes are able to replicate or outperform.
3. AT would need to explain how and why selection and evolution would only care about a single most simple operation that AT is capable of capturing, the join operation. Maybe regions of the genome known as ‘junk DNA’ can partially be explained as the accumulation of concatenation of objects, but we already know that in evolutionary biology many other operations exist such as transposition, reversion, complementation, deletion, yet none of these operations can be quantified by AT, only the joining of copies of simple things can be accounted for, something that cannot be justified theoretically or empirically and does not produce better results than using equally naive algorithms.

While [15] does not take sides as it is explicitly stated in the paper, we think it is attributing AT with some features that does not have or does not fully exploit. While the authors in [15] do agree with us that AT can be (re)written in the context of AIT (as we have already done [4, 2]) while the authors of AT refuse to accept any connection to computer science (their words) as they claim mathematics and computer science are inadequate to describe the world, nature or any physical phenomena, it is one of our main criticisms that they have not only distanced from the very thing they are, an

approximation to algorithmic complexity with the limitation that all other statistical measures have, which is not a feature and is the property to assign high randomness to low algorithmic complexity objects. This cannot be a feature because low algorithmic complexity objects are also the most causally packed which is also what the authors of AT claim to quantify. In other words, they cannot quantify both things with such a measure and under those arguments.

Nevertheless, let us briefly entertain the possibility that AT is doing something different than, say LZ algorithms, because of its ‘stochastic nature’, it should then have an effect in its resulting calculations and produce results different from other non-stochastic approaches. However, this is what we have said all AT papers have lacked and what is considered in science a basic control experiment, an elementary comparison to previous literature and existing knowledge that AT never did. However, we did and the empirical results are that their measure is identical to LZ compression. When inspected formally, we also demonstrated that their definition of assembly index is indeed an LZ grammar that approximates Shannon entropy at basically the same rate as LZ compression algorithms.

If AT takes into consideration or works in a different way yet correlates with the most popular compression algorithm to this date and at the greatest statistical significance, what would the value of any attributed feature it has been assigned with, be? Even assuming such a stochastic feature, AT cannot capture anything beyond the realm of statistical triviality and therefore ends performing just as any fully deterministic algorithm, just as we have proven both empirically and theoretically therefore providing no fundamental differentiation or insight other than perhaps pedagogical or accidental. In other words, if AT is Shannon entropy implemented by an LZ compression algorithm with extra steps, why would researchers want the extra steps.

The measures we introduced over a decade ago do what AT wanted to do but never did and what others are suggesting it does but does not. Our measures are well equipped to deal with both deterministic causal systems and the uncertainty and stochastic nature of a distribution of many possible explanations (or pathways), while it is also computable but not closed or trivial (as in only counting exact copies and accounting for a single join operation). It deals with model uncertainty and stochasticity according to the rules of current mathematical governing theories, namely classical information and algorithmic information. This is because we look at all the causal formal-theoretic explanations up to certain size able to assemble an object by favouring those according to the universal probability distribution that encodes and formalises both the Principle of Multiple Explanations and the Parsimony Principle, that are the principles not to ever discard any explanation but favour the simplest (shortest) ones.

In Fig. 2, the sum of all the pathways weighted by algorithmic probability (shortest and fastest first, longer later) under the basis that shorter explanations that can explain more of the object are favoured, that is consistent with the science dictum of model bias that can explain more with less and explored in our own papers(e.g. [75]). BDM can account for all causal operations and not only join operations like AT. See also Section 4.1.

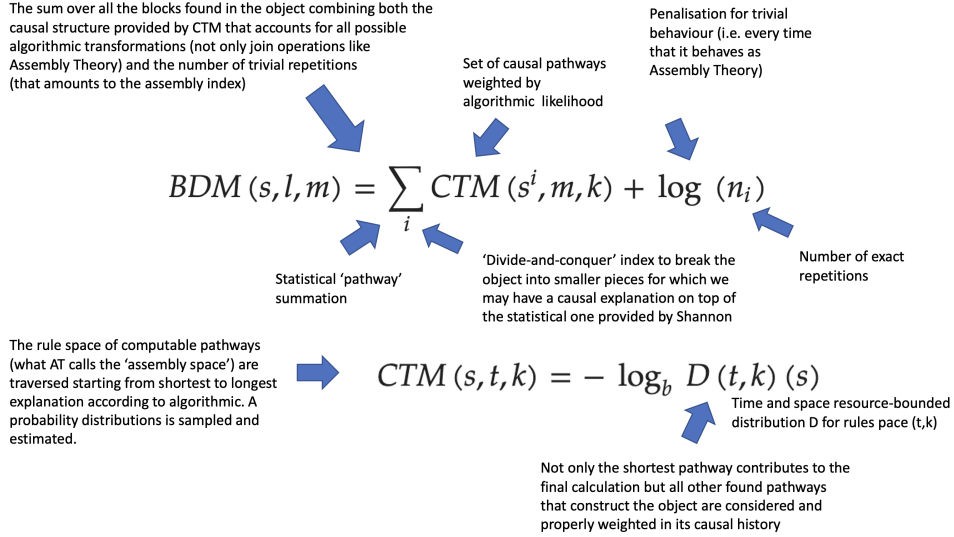


Fig. 2: No Turing machine was harmed: this diagram shows the stochastic and computational components of the Block Decomposition Method applied to any object s , finite, distinguishable and breakable (all properties that AT has deemed to innovate when it comes to define an object). s can be any type of object as we have shown before, not only binary strings but matrices, vectors, images, tensors, networks and objects in any vocabulary (binary or not). BDM traverses all the possible pathways from the most likely origin to the reconstruction of an object s block by block with the additional advantage that it can deal and account for non trivial causal regularities accounting for any operation and not only join operations like AT does, including but not restricted to deletion, subtraction, reversion, complementation, transposition, rotation, inversion, and so on. CTM as an optimal inference method based on algorithmic probability is the other side of the symbolic AI coin with BDM the neurosymbolic approach that combines global statistical entropic distances with local symbolic algorithmic complexity distances.

Phobia to Uncomputability

Many of these misguided arguments come from some sort of phobia to uncomputable (or rather semi-computable) indexes. However, we also have introduced a computable but stochastic method in AIT compatible both with classical information theory and algorithmic complexity based on the principles of algorithmic probability. Therefore, AT offers no advantage, and it is proved to be subsumed into AIT [4]. Thus, we agree with the authors in [15] that AT can be fully framed in the language of AIT, with or without the stochasticity argument, but this is exactly one of our main criticisms to AT, and hence we fully agree on the criticism made in [15] against AT which claimed this theory would have nothing to do with computer science, compression or ‘Turing

machines’ because, according to the authors of AT, these fields cannot contribute or deal with ‘physical data’ or be relevant to ‘experiments’.

While it is difficult to understand what they mean, this clearly was not the opinion of the Nobel committee when awarding the 2024 Nobel Prize in Physics and Biology to AI and computer science groups for their contributions to physics and biology. Moreover, it is widely known the unreasonable effectiveness of mathematics and computer science to the real-world [75] and we could cite thousand of papers of applications from computer science to the physical sciences (e.g. [79, 80]) widely applied to highly experimental settings. Without computer science algorithms, many fundamental tasks in experimental sciences would be impossible. For instance, we rely on algorithms to efficiently sort and analyse experimental data, filter and process signals in various fields like neuroscience or seismology, reconstruct images in MRI scans for medical diagnostics, and capture and analyse spectral data to study distant stars and galaxies in astrophysics. Furthermore, the Assembly index is itself an algorithm written in a basic language of mathematics, implemented as a simple computer program and run on a digital computer reading a computer file. The only plausible explanation seems to be a flawed assumption that since the authors of Assembly Theory (AT) are physicists and chemists, only their algorithms are capable of addressing phenomena related to physics or chemistry (and, by extension, biology, selection, evolution, and more).

In contrast, the measure we introduced over a decade ago, combines the current state-of-the-art algorithms from which it draws its power or is based upon, does take into consideration all the possible pathways in which an object could have been constructed causally and mechanically and gives proper weight to the many other pathways (not only the shortest one as in AT), thereby even implementing what the AT authors often claim to have implemented but did not. What they did was to go directly for a statistical approximation of algorithmic complexity with the many known limitations that they present as features and that all statistical Shannon-entropic indexes possess but claiming to be different even when mathematically proven it is not. Indeed, they have not yet proven that they can do anything that Shannon Entropy, Minimum Description Length (MDL) approaches or LZW and cognates, can already do and have done for the last 50 years or more (e.g. [81]).

Over this obsession to avoid uncomputability in some academic circles, promoted mostly by naivety or ignorance, to move away from anything uncomputable, we would abandon the practice of multiple mathematical and scientific theories, from calculus to set theory to molecular dynamics to mathematical analysis.

In summary, this phobia of uncomputability stems from a combination of ignorance and conformism. The lack of understanding of the fundamental role that uncomputable problems and uncomputable methods in areas of science play and help solve in shaping and advancing both theoretical and experimental sciences.

This often comes from an academic culture that often prioritises the safe, well-defined boundaries of redundant methods for trivial problems over stronger methodological foundations. If we want to have any chance to deal with causality, for example, there is no option but to deal with uncomputability that arises from asking non-trivial questions about simple systems that are capable of universal computation [75, 9]. The fear of uncomputability reflects a narrow view of scientific

understanding of open-ended methods equipped to deal with open-ended challenges, such as the causal challenge of inverse problems.