

# Constraining Participation: Affordances of Feedback Features in Interfaces to Large Language Models

NED COOPER, Australian National University, Australia

ALEXANDRA ZAFIROGLU, Australian National University, Australia

Large language models (LLMs) are now accessible to anyone with a computer, a web browser, and an internet connection via browser-based interfaces, shifting the dynamics of participation in AI development. This paper examines the affordances of interactive feedback features in ChatGPT’s interface, analysing how they shape user input and participation in LLM iteration. Drawing on a survey of ChatGPT users and applying the mechanisms and conditions framework of affordances, we demonstrate that these features encourage simple, frequent, and performance-focused feedback while discouraging collective input and discussions among users. We argue that this feedback format significantly constrains user participation, reinforcing power imbalances between users, the public, and companies developing LLMs. Our analysis contributes to the growing body of literature on participatory AI by critically examining the limitations of existing feedback processes and proposing directions for their redesign. To enable more meaningful public participation in AI development, we advocate for a shift away from processes focused on aligning model outputs with specific user preferences. Instead, we emphasise the need for processes that facilitate dialogue between companies and diverse ‘publics’ about the purpose and applications of LLMs. This approach requires attention to the ongoing work of infrastructuring—creating and sustaining the social, technical, and institutional structures necessary to address matters of concern to groups impacted by AI development and deployment.

Additional Key Words and Phrases: Large Language Models, Human-AI Interaction, User Feedback, Participatory AI

## 1 Introduction

The deployment of ChatGPT by OpenAI in 2022 marked a significant shift in how large language models (LLMs) are made available to the public. ChatGPT’s browser-based interface allows broad access to interactions with LLMs through text prompts, expanding user participation in the iterative development of LLMs. Previously, companies such as OpenAI and Google took a more cautious approach. OpenAI used application programming interfaces (APIs) and an iterative approach to deploy the GPT-2 and GPT-3 family of models [11, 66], limiting access to developers and researchers. Similarly, Google announced versions of the Language Model for Dialogue Applications (LaMDA) in 2021 and 2022 but did not make it publicly available through an interface or model release [71]. Following ChatGPT’s deployment, numerous other LLMs were made accessible via browser-based interfaces (e.g., Bard/Gemini and Claude.ai) or open releases (e.g., LLaMA).

This shift in the approach to deployment has precipitated a change in the relationship between companies developing LLMs and their users—we are not only users of LLMs but also participants in their iteration. For many years, users and non-users have been represented in datasets used to train models, constituting a form of passive and involuntary participation [65]. However, with recent deployments of public-facing interfaces, users now have a more active and voluntary avenue for participation by submitting feedback on prompt completions through interactive features in these interfaces.

This article focuses on the affordances of interactive feedback features in public-facing interfaces to LLMs, using ChatGPT as a case study. Feedback received through these features plays a role in the iteration of LLMs by aligning model outputs with specific preferences. This “bottom-up” approach to alignment elicits preferences from broad groups of users [35]. Others have sought to

---

Authors’ Contact Information: Ned Cooper, edward.cooper@anu.edu.au, Australian National University, Canberra, Australia; Alexandra Zafiroglu, alex.zafiroglu@anu.edu.au, Australian National University, Canberra, Australia.

expand the range of perspectives represented in these groups beyond the limited set of human raters involved in instruction-tuning LLMs before deployment [42]. However, our analysis focuses on how the affordances of the post-deployment feedback system amplify certain perspectives and concerns while marginalising others. Specifically, we address two research questions:

- (1) What are the affordances of interactive feedback features in the ChatGPT interface?
- (2) How do those affordances shape the nature and scope of user input and participation in the iteration of LLMs?

To address these questions, we first surveyed ChatGPT users who have submitted feedback. We then drew on the survey insights to analyse interactive features in the ChatGPT interface that allow users to submit feedback, using Davis’s [18] mechanisms and conditions framework of affordances. Our analysis indicates that the ChatGPT interface encourages simple, frequent, individualised, and unidirectional feedback on performance-related concerns while discouraging feedback from collectives or discussions among users.

We discuss implications for (re)designing feedback processes for LLMs. First, we explore deliberative approaches that might enable bidirectional communication, changes in perspectives over time, and discussion about social or ethical issues among groups of users. However, we recognise that deliberation on rulesets for model outputs will not fundamentally alter the power dynamics between users, the public, and platforms. Second, we consider the “infrastructuring” [46] required to support and sustain more expansive feedback channels between the public and technology companies. We conclude by urging companies deploying LLMs to shift their focus from aligning model outputs with user preferences to fostering sustained dialogue with diverse ‘publics’ about the purposes and applications of these technologies. This approach requires careful attention to the ongoing work of infrastructuring participation—creating and maintaining the social, technical, and institutional structures necessary for genuine public engagement in AI development. We must move beyond preference elicitation before LLMs become ubiquitous infrastructure—systems that are embedded in other structures, transparent in use, and only visible upon breakdown [67].

## 2 Background

In this section, we explore concepts related to participatory approaches, feedback features, and the challenges of scale in the context of LLMs. First, we provide an overview of the alignment problem and the “participatory turn” in AI [21]. Next, we examine feedback features used in recent deployments of LLMs through browser-based interfaces. Then, we explore the implications of scale for the “sameness” of those features across diverse contexts [79]. We conclude the section by proposing the study of these concepts through the mechanisms and conditions framework of affordances.

### 2.1 Alignment and Participatory Approaches

In recent years, technology companies have explored various forms of user participation to address the alignment problem—ensuring that AI systems behave in ways that align with human values [61]. Two fundamental questions pertinent to the alignment problem are: what values should AI systems align with, and who should decide those values? [35] One approach to addressing both questions is bottom-up—eliciting preferences from a broadly defined public and inferring from those preferences the values to align with [35].

Interest in participatory approaches for aligning LLMs is part of a broader participatory turn in AI research, design, and development [21]. Participatory AI projects involve end users and those impacted by AI systems in the design and development of those systems [15], drawing on long-standing traditions in other fields, such as participatory design [52, 68] and participatory

planning [1, 41]. The turn to participation in AI research, design and development has included papers, panels and workshops on participatory machine learning (ML) at prominent computer science conferences [44, 82] and calls for public participation in AI in recent policy frameworks [31, 70, 74].

Participatory approaches promise more “democratic” AI systems [44] and more “pluralistic” alignment [42]. However, there is a broad spectrum of participatory practices in AI design, from informing or consulting participants to equitable partnerships with participants [7, 16, 21]. This spectrum of participatory practices also existed in participatory design, participatory planning, and other antecedent fields. For the development of large-scale AI systems, participation has often taken passive and involuntary forms through the representation of groups of individuals in datasets used to train models [22, 65]. While feedback features in interfaces to LLMs provide a more active and voluntary form of user participation, their emergence as the primary mode for the public to influence development processes has raised questions about the conceptual leap from structured preference elicitation to genuine participatory engagement [33].

Additionally, there is a significant gap between the scale of participatory methods and the training and deployment of recent AI systems [23]. Surveys of participatory approaches in computing research [14] and Participatory AI projects [21] indicate that engagements have primarily been localised, focusing on one or a few groups or communities with shared characteristics. In contrast, recent deployments of LLMs through browser-based interfaces are accessible to anyone with access to a computer, a web browser, and an internet connection.

## 2.2 Interactive Feedback Features in Interfaces to LLMs

Feedback has a rich history rooted in cybernetics, which introduced the idea of feedback loops, where the output of a system is fed back as input, and queried the implications of feedback loops for modelling dynamical systems over time [77]. The concept of feedback loops influenced subsequent AI research directions [51] and remains fundamental to AI systems that learn over time. Concurrently, ‘feedback’ has also become a general term referring to information provided by an observer (*e.g.*, users or other stakeholders) assessing a system’s performance.

Reinforcement Learning from Human Feedback (RLHF) demonstrates how the two types of feedback are combined in modern AI development. RLHF begins with evaluative feedback, when a model generates two responses to a given prompt and human raters determine which response is better than the other according to criteria. These human assessments are then used to create a cybernetic feedback loop: an RL algorithm uses the assessments to predict how a human would rate other responses, and an LLM is fine-tuned on the resulting reward model [3, 56, 80]. This approach has become central to aligning pre-trained LLMs with specific preferences [45]. However, integrating human feedback into the learning process increases the time to train a model and the labour costs involved [48]. RLHF requires large, diverse groups of human raters to assess prompt completions before fine-tuning the model in the final stage [58].

The importance of RLHF for aligning LLMs has increased the demand for human feedback data [45] and research attention to practices for creating and curating diverse, representative, and quality human feedback data [32, 42, 58]. However, less attention has been paid to human feedback collected through interactive features in interfaces to LLMs, in which users evaluate prompt completions of deployed systems. This form of feedback is captured after a given LLM has been trained and deployed, and such feedback may be used to improve future model iterations. For example, OpenAI used feedback on non-factual responses obtained through the feedback features in ChatGPT’s interface, with additional labelled comparison data, to train reward models that reduced GPT-4’s tendency to “hallucinate” compared to GPT-3.5 [55].

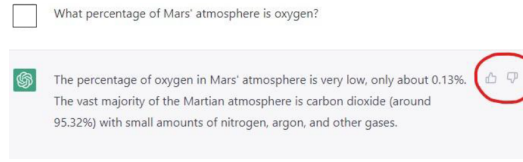


Fig. 1. Thumbs-up or down feedback - ChatGPT (May 2023)



Fig. 2. Open-text window after thumbs-up - ChatGPT (May 2023)



Fig. 3. Open-text window after thumbs-down - ChatGPT (May 2023)

There is growing interest in crowdsourcing human feedback datasets to align LLMs with user preferences [e.g., 47]. In the blog post announcing the deployment of ChatGPT, OpenAI emphasised their interest in collecting user feedback to uncover potential risks and harms:

“We are ... interested in feedback regarding harmful outputs that could occur in real-world, non-adversarial conditions, as well as feedback that helps us uncover and understand novel risks and possible mitigations.” [54]

OpenAI launched a feedback competition alongside the ChatGPT interface to encourage user participation (running through December 2022). Users were encouraged to submit free-form feedback via a Google form that could help OpenAI identify potential real-world risks and harms, with winners receiving \$500 in OpenAI API credits.

The ChatGPT interface was also equipped with several interactive features designed to collect user feedback, allowing users to give thumbs-up/thumbs-down (see Fig. 1) and open-text feedback about responses (see Fig. 2 and Fig. 3), as well as to regenerate a response and identify whether the second response was better, the same, or worse than the original (see Fig. 4). Additionally, checkboxes in the open-text feedback windows allowed users to structure their feedback against the prominent “helpful, honest, and harmless” framework for AI alignment [2]. Other interfaces to LLMs, such as Anthropic’s Claude.ai and Google’s Bard/Gemini, incorporate feedback features similar to the ChatGPT interface to gather user input and preferences. The deployment of LLMs through these interfaces has made these systems accessible to a vast and diverse user base, presenting new challenges related to scale.

**2.2.1 Scale and Affordances.** The standardisation of feedback features across interfaces to different systems exemplifies the proceduralisation and replication that characterise other digital systems deployed at large scale [37]. LLMs are based on deep neural networks that learn from massive datasets, and these systems have grown significantly in size in recent years—for example, from

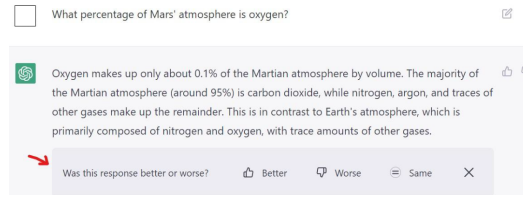


Fig. 4. Feedback after regenerating a response - ChatGPT (May 2023)

millions of parameters in GPT-1 to billions in GPT-2 [66] and GPT-3 [9], and (reportedly) trillions in GPT-4 [57]. But more than simply expanding the size of a system, scaling digital systems across global contexts invariably requires imposing a standardised worldview and organising phenomena that can operate context-independently [38, 72]. This sameness is achieved through massive infrastructural investments, such as data centres, standardised software and policies, and global distribution networks [79]. Feedback features in interfaces to LLMs (and the associated infrastructure for managing, storing and processing feedback data) represent one such infrastructural investment designed to elicit participation at scale. Notably, these feedback features are identical for all users of a given interface to an LLM (e.g., ChatGPT, Bard/Gemini, or Claude.ai) and similar across different interfaces to various LLMs, despite the diversity of global contexts in which users interact with these systems.

However, this sameness can obscure the power dynamics inherent in the feedback process. Achieving scale in digital contexts is an aggregation of power—engineering the suppression of context to render complex social realities coherent through a computationally legible frame [37, 72]. As Eubanks [30] demonstrates, the design of scaled technical systems can reinforce existing inequalities and marginalise certain voices. For example, people less likely to engage with these interfaces, such as those with limited digital literacy or access, may be underrepresented in the feedback data used to refine the family of models underlying the interfaces. The standardisation of feedback features across different systems might also lead to the homogenisation of user input, risking the amplification of certain biases or the suppression of diverse perspectives. It is thus imperative to critically examine what kinds of perspectives and contexts these feedback features make visible and valuable as forms of participation—both to those who participate and to those who integrate feedback from participants into ML workflows. The concept of affordances provides one useful lens for conducting such an analysis.

**2.2.2 Mechanisms and Conditions Framework of Affordances.** Affordance theory states that an animal perceives its environment not only in terms of the shapes of objects or the space between objects but also in the possibilities of objects for action [36]. Animals, to which Gibson [36] refers, share the same environment but perceive it differently according to their affordances—their capacity to benefit or experience harm from a particular feature of the environment. Norman [53] later adapted affordance theory for technology design, arguing that technological objects afford different possibilities for humans and other agents and that those possibilities cannot be defined except by reference to the object’s adoption and use [39]. The affordances of a technological object are thus the link between the object’s features and the outcomes of the technological object’s adoption and use by subjects [18]. Davis and Chouinard [20] describe these links as “relational processes among users, designers, environments, and things”.

Davis [18] operationalises the concept of affordances through a framework of mechanisms and conditions. Mechanisms describe the link between features of technological objects and the outcomes of their use by subjects, while conditions describe how affordances vary across different

subjects and contexts. The framework proposes six mechanisms that contribute to the operationalisation of affordances: *request*, *demand*, *encourage*, *discourage*, *refuse*, and *allow*. These mechanisms are intended to serve as a tool for critical analysis rather than as a taxonomy of the features of technological objects, as each mechanism may reveal different aspects of a technical feature. Technological objects request and demand how user-subjects interact with them. Technological objects also encourage and discourage, refuse and allow actions of user-subjects. These mechanisms operate through three interrelated conditions: *perception* (how a subject perceives the artifact based on their skill and technical literacy), *dexterity* (what a subject can do with the artifact), and *cultural and institutional legitimacy* (the social and structural position of the user within institutions of power). The framework addresses binarism (assuming an artifact affords some function or not) and universalism (assuming an artifact operates identically for all) in affordance theory [20]. Using this framework, we can explore “*how, for whom, and under what circumstances*” artefacts afford action [18].

If we recognise ML-enabled technologies as material artefacts that reflect and affect users through design decisions, and acknowledge their potential to exacerbate inequality in social settings and workplaces [19], we must scrutinise the affordances of such technologies and applications. The mechanisms and conditions framework provides a structured approach to analyse how the design of feedback features in interfaces to LLMs affords certain actions while constraining others, thereby shaping the nature and scope of user input and participation in RLHF workflows. Affordance theory is useful for analysing how users generate evaluative feedback through LLM interfaces and how this feedback is subsequently shaped and constrained to function as cybernetic input in RLHF workflows. The framework’s emphasis on the interdependent and power-laden relationship between humans and technologies supports our critical examination of the sameness of scaled systems. Furthermore, the framework offers a vocabulary for the (re)design of feedback features to address issues we may identify for user input and public participation through socio-technical analysis [18].

### 3 Method

We conducted an online survey to gather insights from ChatGPT users who had submitted feedback using the features in the browser-based interface. Through the survey, we aimed to explore feedback practices and perspectives of ChatGPT users to understand which users submit feedback, how they submit feedback, and why they submit feedback. We then drew on the insights from the survey to analyse the feedback features through the mechanisms and conditions framework of affordances. Below, we detail the process we used to conduct the survey and the analysis, and we then describe the limitations of our approach. In the following section, we present the insights from our analysis.

#### 3.1 Data collection

**3.1.1 Pilot Survey.** We conducted two pilot surveys in March 2023 with 32 respondents from our university to refine our survey instrument’s clarity, flow, and length. In late March 2023, the Human Ethics Review Committee at our university approved our recruitment plan and final survey instrument.

**3.1.2 Survey Instrument.** The survey instrument consisted of 45 questions—approximately 21 were consistent across respondents, and the survey logic determined the remainder. The survey asked respondents about their frequency and types of ChatGPT usage, experiences with submitting feedback through the ChatGPT interface and external channels, reasons for submitting or not submitting feedback, perceptions of the feedback process, the likelihood of providing future feedback through the interface and external channels, and demographic characteristics (including the AI,

ML, and data science background of respondents). Most questions were multiple-choice, with a few open-ended questions to gather more detailed insights and reflections from respondents.

**3.1.3 Recruitment and Sampling.** We administered the public survey on Qualtrics in May 2023 and used a multi-pronged approach to recruit participants. Initially, the authors posted the survey on their social media accounts (Twitter, Mastodon, and LinkedIn), forums frequented by active ChatGPT users (GitHub forums, Hugging Face forums, the OpenAI community forum, and Kaggle forums), and on the r/ChatGPT Discord server.

We also recruited participants through Prolific to address non-response bias and expand the respondent pool beyond those engaged with AI, ML, or data science in research or development capacities. We applied screening strategies on Prolific to invite relevant respondents to the final survey. Firstly, we used Prolific filters to identify respondents from any country, reporting fluency in English, an approval rate greater than or equal to 95%, and 10 or more previous submissions. Secondly, we invited filtered respondents to a custom screening survey with two questions asking participants about chatbot usage and feedback submission.<sup>1</sup> Finally, we invited respondents approved after the screening survey to the final survey at three separate intervals to cover working hours in regions with different time zones. Respondents to the final survey on Prolific received the equivalent of £9/hr for their time.

**3.1.4 Respondents.** The survey received responses from 526 individuals—after removing incomplete surveys, failed attention checks<sup>2</sup>, and screened surveys<sup>3</sup>—with a median completion time of five minutes and 11 seconds. The respondents were predominantly young, with over three quarters aged 18–34 (42.4% aged 18–24, 35.1% aged 25–34,  $n=524$ ). The gender distribution was skewed towards men (63.1%), with 34.9% identifying as women, 1.2% as non-binary or third gender, and 0.8% preferring not to say or preferring to self-describe ( $n=521$ ). Geographically, the respondents were primarily from Europe (55.4%), followed by Africa (15.6%), the United Kingdom (10.3%), and Oceania (6.5%) ( $n=507$ ). The most common languages spoken by respondents were English (UK, US, or AU) (61.1%), Portuguese (13.4%), and Polish (12.2%) ( $n=509$ ).<sup>4</sup>

Respondents reported varying levels of engagement with AI-related topics (e.g., through news articles, research papers, podcasts, etc.), with 63.1% at least weekly, 18.9% monthly, and only 18.0% rarely or never ( $n=523$ ). A substantial proportion (41.0%) had used AI, ML, or data science tools beyond basic interaction or exploration before using ChatGPT ( $n=522$ ). Furthermore, 26.5% had completed formal education or training in these areas ( $n=520$ ), and 21.3% were working or had previously worked in a related field ( $n=521$ ).

## 3.2 Data Analysis

Initially, we performed frequency analysis for most questions (see Appendix A). For certain variables measured on a 5-point Likert scale, we transformed the responses into three categories (e.g., Agree, Neutral, Disagree; or Likely, Neutral, Unlikely) to simplify the analysis and interpretation. We then performed chi-square tests of independence ( $\chi^2$ ) to analyse relationships between responses, using Cramér’s V to determine the strength of the associations [13]. Before these analyses, we removed rows with missing values for demographics and experience factors and grouped categories with low frequencies for relevant questions (e.g., consolidating age groups and geographic regions). To address the multiple comparisons problem, we applied the Benjamini-Hochberg procedure to control the false discovery rate across all tests simultaneously [4]. We report statistically significant

<sup>1</sup>ChatGPT usage was not an option for filters on Prolific in May 2023.

<sup>2</sup>Only Prolific surveys.

<sup>3</sup>Valid IP Address, “Yes” to “Read and agree to Participant Information Sheet”, “Yes” to “Has used ChatGPT”.

<sup>4</sup>Respondents could select up to three languages they speak daily.

results based on the adjusted  $p$ -values (adj.  $p$ -value). All statistical tests were conducted at a 95% confidence level ( $df$ =degrees of freedom; see Appendix B for full results).

For open-ended questions in the survey, we conducted a thematic analysis of responses [8], with the first author initially developing codes based on the semantic content of the first 50 responses using tags in the coding software Atlas.ti. Both authors then met to discuss and consolidate the codes, after which the first author coded the remaining responses, followed by a final joint discussion to identify and agree on key themes reflecting the data. Finally, we drew on insights from the survey and our interface analysis to inform the affordances analysis.

### 3.3 Limitations

Our methodology has several important limitations. Firstly, we recognise that our survey dataset does not statistically represent any group—neither ChatGPT users in general nor the subset of ChatGPT users who have submitted feedback through the interface [73]. We sampled a subset of ChatGPT users in May 2023, though the networks of the authors and the population of users on Prolific influence our sample. The number and characteristics of ChatGPT users in general are not freely available, nor are the number or characteristics of ChatGPT users who have submitted feedback. This survey instrument was conducted to sample that population within a constrained budget. As such, our survey insights are exploratory and not generalisable to the population of ChatGPT users. Nevertheless, these insights are a useful starting point for understanding user practices and perspectives related to feedback features in interfaces to LLMs.

Secondly, our survey relies on self-reported data from respondents. We did not create a primary dataset of feedback instances, as we could not access a dataset of feedback instances submitted through the ChatGPT interface. Instead, we collected a secondary dataset of the type of feedback (e.g., thumbs-up/down, open-text feedback, etc.) and the broad categories of feedback (e.g., correcting technical errors/bugs, social and ethical information, etc.) provided by respondents. There may be discrepancies between what users reported and their actual feedback behaviour. We note, however, that the survey was conducted primarily to understand the practices and perspectives of ChatGPT users who have submitted feedback rather than to analyse the content of the feedback itself.

We also engaged with early adopters of ChatGPT, as our survey was conducted in the first six months after deployment. In April and May 2023, surveys of U.S. adults found that only 16% [75] and 14% [6] had used ChatGPT, respectively. As a result, the respondents' demographics and responses to questions about their experience with AI, ML, and data science may not represent the broader population of ChatGPT users as adoption changes over time. Early adopters tend to have higher education levels, higher socioeconomic status, and be more engaged with developments in emerging technologies than later adopters [60], which may skew the survey results. If ChatGPT usage becomes more mainstream, the characteristics and perspectives of users may change, potentially affecting the types of feedback provided and the motivations for engaging with the feedback features. However, as of March 2024, only 23% of U.S. adults reported using ChatGPT [49], suggesting that the early adopter effect may still be relevant to our findings.

Finally, while survey findings provide useful information about user practices and perspectives concerning feedback, there are limitations to using this data for our affordances analysis. The survey provides a snapshot of user perspectives and experiences at a point in time. The ChatGPT interface and feedback features have and will continue to change, so the affordances of those feedback features and user behaviours may change accordingly. However, as of May 2024, the basic functionality has not changed significantly, though users are prompted with feedback categories where they were previously provided with an open-text box (see Fig. 5), and a user may be requested to submit pairwise feedback (see, e.g., Fig. 6). We also note that user interviews or observations could provide more in-depth information about how users perceive and interact with the feedback



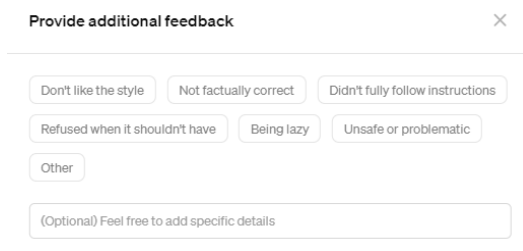


Fig. 5. Additional feedback categories after selecting thumbs-down - ChatGPT (May 2024)

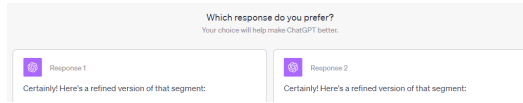


Fig. 6. Pairwise feedback options - ChatGPT (May 2024, content of responses hidden)

features, though we argue that survey data is sufficient for our high-level analysis through the mechanisms and conditions framework of affordances.

#### 4 Insights and Analysis

This section reports insights from the survey regarding ChatGPT usage, feedback practices, and respondents’ motivations for submitting feedback. Throughout the section, we draw on the insights to inform our analysis of the affordances of feedback features in the ChatGPT interface.

Our analysis suggests how the design of feedback features imposes constraints on end-user participation. In summary, the interface requests feedback formatted in the ‘helpful, honest, and harmless’ framework, demands interaction before allowing feedback submission, and encourages simple, frequent, individualised, and unidirectional feedback, particularly thumbs-up/down ratings and feedback after regenerating a response. However, the interface discourages collective feedback and refuses feedback modification over time. Additionally, our survey indicates that the feedback features may appeal more to users with frequent engagement, prior experience, and knowledge of AI, ML or data science.

##### 4.1 Mechanisms of Affordance

Our survey reveals how users interact with ChatGPT and its feedback features, which influence the type and quality of data fed back into RLHF workflows. Respondents used ChatGPT frequently and in diverse ways. Over 71.6% ( $n=525$ ) used ChatGPT at least weekly, and the most common use cases were answering specific questions (e.g., factual, technical, or theoretical questions), generating text (e.g., drafting emails, writing essays or reports), and academic research assistance (e.g., generating citations, summarising articles).

This usage pattern is significant because a person cannot directly influence ML workflows outside that system. A user must prompt the dialogue agent before they can submit feedback. This design feature effectively demands interaction with an LLM before allowing participation through feedback submission, establishing the first key mechanism of affordance we observed.

**4.1.1 Submitting Feedback.** The feedback features in the ChatGPT interface are designed to elicit individual responses, which effectively discourages collective feedback or discussions among users. This individualisation extends to the permanence of feedback: users cannot modify their input

once submitted, even if they gain new information or their perspective changes. While users could theoretically input the same prompt a second time and submit feedback, the stochastic nature of LLMs means each response is likely to be unique, making direct comparisons or revisions challenging. This design choice reinforces the individual nature of the feedback process and limits opportunities for evolving, collective input.

Our survey findings indicate that the ChatGPT interface encourages thumbs-up/down feedback and feedback after regenerating a response. Most respondents (84.2%,  $n=526$ ) indicated they had submitted feedback through one of the three methods in the ChatGPT interface. Thumbs-up/down feedback was the most common (76.0%,  $n=526$ ), followed by feedback after regenerating responses (62.9%,  $n=526$ ), while open-text feedback was less common (29.0%,  $n=526$ ).

Respondents submitting thumbs-up/down feedback also reported doing so most frequently (53.3% every, most, or about half the times they had used ChatGPT,  $n=400$ ), followed by feedback after regenerating a response (47.4% every, most, or about half the times they had used ChatGPT,  $n=331$ ). Respondents submitting open-text feedback reported doing so least frequently (26.4% every, most, or about half the times they had used ChatGPT,  $n=152$ ).

Respondents who submitted open-text feedback ( $n=152$ ) were primarily motivated by improving the performance and capabilities of the system. We asked this group of respondents to reflect on the most recent time they submitted open-text feedback and report their motivations for doing so. Respondents could select multiple motivations, but those who selected multiple motivations were forced to choose their primary motivation in the following question. Taking the weighted frequencies, the primary motivations were (in order) to: “contribute to AI development”, “comment on use-case specific feedback”, “report a technical issue or bug”, and “suggest new features or improvements” (see Table 12 in Appendix A). Expressing social or ethical concerns about system outputs was the least common motivation (excluding the range of individual responses in the “other” option).

*4.1.2 Reflecting on Feedback.* We also asked respondents who submitted open-text feedback what feedback they thought was most useful for improving ChatGPT’s performance or impact. The responses revealed a hierarchy of feedback themes. The most prominent themes were technical issues (bugs, glitches, incorrect information) and system performance (efficiency, speed, and quality of responses). Less common but still significant were concerns about accuracy (‘hallucinations’ or false information) and the reliability and truthfulness of responses. Though less frequent again, some users highlighted social and ethical concerns (including harmful, biased, or misleading responses). Finally, some feedback focused on suggesting new features or improvements.

Most respondents were ambivalent about whether their reasons for submitting feedback had been addressed—47.4% neither agreed nor disagreed, 23.7% somewhat agreed, and 16.4% somewhat disagreed ( $n=152$ ). Few of those who submitted open-text feedback indicated they had received follow-up communication or updates from OpenAI (11.2%,  $n=152$ ), though the vast majority of those who had indicated they were satisfied with the response or resolution.

The feedback features in the ChatGPT interface allow for open-text feedback, including commentary on social and ethical issues. However, our survey results reveal that users predominantly focus on performance-related concerns when submitting feedback. This focus appears to be shaped by the affordances of the feedback system itself rather than by explicitly discouraging social or ethical feedback. Despite OpenAI’s initial blog post requesting feedback on risks and harms, users who responded to our survey seem to have interpreted the purpose of their participation primarily through the lens of improving ChatGPT’s performance. This pattern highlights how the design of feedback features can effectively constrain user perspectives and shape the nature of user input.

## 4.2 Conditions

**4.2.1 Perception.** Respondents generally perceived the feedback features in the interface as accessible and user-friendly. Over three-quarters reported confidence in their ability to evaluate and submit feedback about the performance and/or impact of generative AI systems such as ChatGPT (“Strongly Agree” (21.8%) or “Somewhat Agree” (56.5%),  $n=524$ ). Of those who submitted at least one of the three feedback modes, almost all found doing so through the features extremely or somewhat easy (95.1%  $n=442$ ).

However, some users were more confident than others in submitting feedback. Younger users (18-34) and those who frequently engaged with AI-related topics expressed more confidence than would be expected if there was no relationship between these factors and confidence. Conversely, users with less frequent engagement were less confident than would be expected. We found weak associations between confidence and age ( $\chi^2 = 17.068$ , adj.  $p$ -value = 0.045,  $df = 6$ , Cramér’s  $V = 0.131$ ) and frequent engagement with AI-related topics ( $\chi^2 = 20.726$ , adj.  $p$ -value = 0.045,  $df = 8$ , Cramér’s  $V = 0.144$ ).

**4.2.2 Dexterity.** Few respondents reported barriers to accessing ChatGPT or submitting feedback, suggesting that users with varying levels of dexterity can provide input. When asked about barriers to accessing ChatGPT or submitting feedback, most respondents (77.3%,  $n=519$ ) reported experiencing no barriers. Among those who encountered barriers, the most common were language and internet connectivity issues. We did not find significant associations between most demographic factors or AI experience and knowledge factors and those who experienced barriers. While those working in AI were more likely to report experiencing barriers than would be expected if there was no relationship between the variables, the association was weak ( $\chi^2 = 9.821$ , adj.  $p$ -value = 0.023,  $df = 1$ , Cramér’s  $V = 0.143$ ).

However, the requirement to prompt the dialogue agent before submitting feedback means only users can submit feedback through the interface’s features. Our sample, therefore, does not include non-user perspectives, and given that most respondents used ChatGPT at least weekly, it also includes limited input from infrequent users. Notably, of those who completed the survey but did not indicate they had submitted feedback through one of the three options, the most common reason was that they were unaware of the feedback option (34.6%,  $n=78$ ).

While the ChatGPT interface may constrain direct feedback, respondents found alternative ways to express their opinions and participate in discussions about the system. Most respondents (80.4%,  $n=526$ ) did not indicate they shared feedback about ChatGPT through other channels or platforms. However, those who did primarily used X/Twitter (42%), followed by Facebook (18%) and Reddit (17%). Several respondents engaged with dedicated communities, including subreddits like r/ChatGPT and online forums like the OpenAI Developer Forum. Most respondents who did indicate they had shared feedback through other channels or platforms (71.9%,  $n=103$ ) reported they were likely to continue to share feedback through those channels.

**4.2.3 Cultural and Institutional Legitimacy.** Interactive feedback features may appeal more to users with certain cultural and institutional backgrounds, which can influence who submits feedback and the types of feedback they provide. Indeed, most of our survey respondents were young and identified as men, which reflects ChatGPT’s reported user base [75] and other studies of contributors to human feedback datasets [42]. Generally, feedback types were proportional across demographic groups, though we found that respondents’ region had a moderate association with providing open-text feedback ( $\chi^2 = 13.990$ , adj.  $p$ -value = 0.023,  $df = 3$ , Cramér’s  $V = 0.192$ ).

Instead, our survey results suggest that feedback features appeal more to users with frequent engagement or familiarity with AI, ML, and data science. Frequent ChatGPT users, particularly

daily users, were more likely to provide thumbs-up/down feedback ( $\chi^2 = 13.689$ , adj.  $p$ -value = 0.045,  $df = 4$ , Cramér’s  $V = 0.166$ ) than would be expected if there was no relationship between the variables, and those who previously used AI tools ( $\chi^2 = 8.926$ , adj.  $p$ -value = 0.023  $df = 1$ , Cramér’s  $V = 0.154$ ) were more likely to provide open-text feedback than would be expected. We also observed moderate associations suggesting more frequent ChatGPT users and those often engaging with AI-related topics were more likely to submit open-text feedback than would be expected if there was no relationship between these variables. However, these associations did not reach statistical significance after adjusting  $p$ -values. Additionally, we noted a borderline significant association between education or training in AI and open-text feedback submission (adj.  $p$ -value = 0.059).

### 4.3 Summary of Affordances

Table 1 outlines the affordances of the feedback features in the ChatGPT interface based on the analysis above, organised by the six mechanisms proposed by the framework. The affordances are linked to the conditions (perception, dexterity, and cultural and institutional legitimacy) that shape how users interact with and perceive the feedback features.

Table 1. Summary of Affordances

<b>Mechanism</b>	<b>Affordance</b>	<b>Condition</b>
<i>Request</i>	Feedback formatted in the ‘helpful, honest, and harmless’ framework	Feedback from users to developers ( <i>Dexterity</i> )
<i>Demand</i>	Interaction with ChatGPT before feedback submission	Status as a user ( <i>Dexterity</i> )
<i>Encourage</i>	Thumbs-up/down feedback; Feedback after regenerating a response; Performance-related open-text feedback	Ease of use and accessibility of interface ( <i>Perception</i> ); Frequency of use and familiarity with the system ( <i>Perception, Dexterity</i> ); AI/ML experience and knowledge ( <i>Cultural and institutional legitimacy</i> )
<i>Discourage</i>	Feedback from collectives; Discussions among users	Individualised feedback design ( <i>Cultural and institutional legitimacy</i> )
<i>Refuse</i>	Modifying feedback over time	Stochastic nature of the system ( <i>Dexterity</i> )
<i>Allow</i>	Alternative channels for feedback and discussion (e.g., social media, online forums)	Availability of alternative channels ( <i>Dexterity</i> ); Accessibility and appeal of feedback features to certain user groups ( <i>Cultural and institutional legitimacy</i> )

## 5 Discussion

Participation is never fully open or anarchic; it is always formatted with “specific rules and scripts” [41]. Feedback features in interfaces to LLMs format user input into RLHF workflows. Therefore, the design of these features shapes the legitimacy of user participation in the iteration of LLMs. Our analysis of feedback features in ChatGPT suggests that the feedback format imposed by the interface is simple, individualised, unidirectional, and focused on performance-related concerns. This format significantly constrains user participation and risks becoming self-perpetuating—users

may internalise limited roles in the iteration of LLMs, discouraging them from seeking broader engagement or viewing themselves as co-creators in LLM development. This phenomenon is not unique to LLMs; similar patterns have been observed in other technological domains, such as social media platforms [37].

Affordance theory as a design tool requires an orientation that “technologies, and the worlds they build, need not be as they are and can, instead, be otherwise” [19]. As LLMs increasingly become infrastructure, it is important to consider participation beyond mere preference elicitation. In this section, we discuss two directions for the (re)design of feedback processes. Initially, we review recent developments in deliberative approaches to feedback, such as recent democratic experiments of OpenAI and Anthropic. However, we argue that users and stakeholders can never get to the heart of closed systems by commenting on model outputs. Instead, we encourage a shift in approach from alignment of model outputs to specific user preferences to dialogue with the public about the purpose and applications of LLMs, and attention to the ongoing infrastructuring work required to support and sustain diverse ‘publics’ over time.

### 5.1 Deliberative Processes

As previously noted, the existing feedback features request feedback from users to developers and discourage both feedback from groups of users and discussion amongst users. In other words, feedback through existing features is atomised and unidirectional [76]. Additionally, as the number of ChatGPT users has grown and the system has stabilised over time, user input has been constrained from a wide to a narrow aperture—from free-text feedback forms to open-text feedback windows to singular buttons focused on crowdsourcing inputs to RLHF. These latest feedback formats are inadequate for resolving social and ethical considerations, requiring us to consider other design approaches.

If algorithmic fairness is primarily a political task, as Wong [78] argues, rather than solely a technical task, we must consider how to resolve issues of bias and fairness politically rather than technically. Alongside aggregating citizen preferences through voting, deliberation among citizens is a key element of democratic legitimacy [17, 34, 43]. Deliberative democracy involves an association of members who govern their affairs by deliberation among the members [29]—making collective decisions determined by those subject to the decisions: not only their preferences but also their reasoning [12]. Such associations tend to be between broad groups of people—in this context, users, developers, and potentially groups of both—and are directed towards participants considering others’ perspectives and potentially changing their own over time.

Interestingly, survey respondents identified several other platforms on which they discuss their experiences and preferences regarding ChatGPT, engaging in the kind of collective deliberation that the existing feedback features discourage. For example, OpenAI discussion forums allow communication between users and developers and subreddits such as r/ChatGPT allow discussion amongst users (without monitoring or oversight by OpenAI). However, it is unclear whether or how these discussions are input into development processes; while they function as evaluative feedback, there is no clear cybernetic feedback loop.

Some technology companies have been experimenting with deliberative modes for feedback about AI systems. Recent efforts by OpenAI to fund research into technical solutions for “democratic inputs into AI” [28] and experiments by Anthropic to draft a constitution for Claude through deliberative processes [40] have attracted significant attention. These efforts go beyond eliciting and aggregating user preferences towards encouraging deliberation amongst people with diverse perspectives (including non-users) and demonstrating how the preferences and reasoning of multiple participants are input (as cybernetic feedback) into development workflows. In addition, Meta has experimented with Community Forums to deliberate on the rulesets for Generative AI

[10], and Google has developed the STELA process for deliberative discussions with historically underrepresented groups in the U.S.A. to understand their priorities and concerns with respect to model outputs [5].

While these processes address some of the limitations of existing feedback features, they remain largely experimental and peripheral to the dominant method of feedback submission through browser-based interfaces. Most of these approaches (with the Google example as an exception) take as a given that consensus on the output of the process is desirable and achievable. However, refusal, agonism and dissensus are key elements of democratic processes [25, 26, 81]. When consulting multiple and diverse communities, values and preferences for AI design may be in conflict [59, 62] and difficult to reconcile [27, 50, 64]. This is particularly the case where the processes are managed by those with commercial interests in consensus outcomes, reflecting long-standing concerns in participatory design [63].

Moreover, such democratic inputs to the alignment problem, much like the existing feedback processes they are intended to augment or replace, narrowly scope participation around the output of specific families of models rather than engaging participants in earlier stages of the development process. Although deliberative processes may address some limitations of existing mechanisms and change how companies like OpenAI and Anthropic make decisions about model behaviour, they do not significantly alter the power dynamics between users, the public, and platforms. Users and other participants remain as consumers rather than co-creators, limited in their influence over core aspects of earlier stages of development.

## 5.2 Infrastructuring Participation

Our study reveals a tension between technology companies' stated intentions and their implementation of feedback features in LLMs. ChatGPT exemplifies this disparity: what OpenAI initially sought (diverse, substantive feedback to uncover potential risks and harms) gave way to what they could effectively use within their existing workflows (easily processed, formatted data). This change not only constrains user input but also, as our survey indicates, favours frequent ChatGPT users and those with AI experience, narrowing the group of users influencing LLM iteration.

While eliciting user preferences as input into RLHF workflows may be well-intentioned and useful for technology companies to improve model performance, it is inadequate for the larger task facing us all. We all face the challenge of publicly, deliberatively, and inclusively addressing the ongoing tectonic shifts in information and knowledge generation across economic, social, cultural, and political domains before LLMs become unremarkable and unquestionable infrastructure.

If we are to shift our focus from aligning model outputs to specific user preferences towards dialogue with the public about the purpose and applications of LLMs, then we must think critically about who will form this 'public', how it will form, and what channels facilitate its participation. Currently, technology companies configure participation from atomised users of dialogue agents like ChatGPT, tightly defining processes for feedback on model outputs. In ChatGPT's case, the 'public' is constructed primarily to address a matter of concern to OpenAI rather than those engaged as participants. Moreover, groups or institutions affected by the development and deployment of LLMs lack direct mechanisms to influence these feedback processes [76].

Technology companies might argue for increasing the number and diversity of participants providing feedback through existing channels. However, this approach misses the core issue. Drawing parallels with Arnstein's [1] critique of participation in the context of urban planning, we argue that identifying problems in the proceduralisation of participation through feedback features in LLMs is not a call for more involvement but for a fundamental rethinking of the process. We echo Wang et al. [76] in urging companies to focus on the participation of groups or institutions representing populations likely to be significantly impacted by a given LLM. Infrastructuring such

participation requires deep engagement with the methodological tools of Participatory Design (PD), which has a long-standing practice of critical thinking about how to form and sustain ‘publics’ to address participants’ concerns over time [24, 46]. When implemented effectively, PD prioritises future issues concerning participants rather than solely focusing on the immediate concerns of designers or researchers.

Recent research offers promising directions for rethinking processes and infrastructure for participation in LLM development. The STELA process [5] demonstrates one method for conducting community-centred deliberative discussions about LLMs, albeit focused on aligning models with the preferences of specific groups of people. Suresh et al. [69] expand on this concept by proposing a comprehensive framework for domain-specific community infrastructure, including shared technical resources, norms, and governance structures. Their approach aims to enable more meaningful participation by groups and institutions in shaping the development and application of foundation models in specific domains. Building on these ideas, we encourage participatory workshops with stakeholders in fields like education, healthcare, and journalism as a practical mechanism for realising and refining such domain-specific infrastructure. However, implementing these participatory approaches faces significant challenges: maintaining local relevance while extending across domains and regions, translating insights into actionable development inputs, and securing sustainable funding for ongoing infrastructure in the rapidly changing landscape of AI development. To advance meaningful public participation in the iteration of LLMs, the focus of research and effort must be on addressing these challenges rather than defaulting to procedural and perfunctory engagement.

## 6 Conclusion

Our analysis reveals that existing feedback features in the ChatGPT interface constrain participation around developers’ instrumental needs. This approach to user input and participation views engagement as a means to an end rather than an opportunity for dialogue. While deliberative approaches may address some limitations of existing mechanisms, the scope of user and non-user input remains constrained. To move beyond perfunctory engagement, we call for a shift in focus from user preference elicitation to building robust infrastructures for sustained, meaningful dialogue about the purpose and application of LLMs. As these technologies become increasingly embedded in information, workplace, and entertainment services, the urgency of this task cannot be overstated.

## References

- [1] Sherry R Arnstein. 1969. A Ladder Of Citizen Participation. *Journal of the American Institute of Planners* 35, 4 (July 1969), 216–224. <https://doi.org/10.1080/01944366908977225>
- [2] Amanda Askill, Yuntao Bai, Anna Chen, Dawn Drain, Deep Ganguli, Tom Henighan, Andy Jones, Nicholas Joseph, Ben Mann, Nova DasSarma, Nelson Elhage, Zac Hatfield-Dodds, Danny Hernandez, Jackson Kernion, Kamal Ndotsse, Catherine Olsson, Dario Amodei, Tom Brown, Jack Clark, Sam McCandlish, Chris Olah, and Jared Kaplan. 2021. A General Language Assistant as a Laboratory for Alignment. *arXiv preprint arXiv:2112.00861* (Dec. 2021). <http://arxiv.org/abs/2112.00861>
- [3] Yuntao Bai, Andy Jones, Kamal Ndotsse, Amanda Askill, Anna Chen, Nova DasSarma, Dawn Drain, Stanislav Fort, Deep Ganguli, Tom Henighan, Nicholas Joseph, Saurav Kadavath, Jackson Kernion, Tom Conerly, Sheer El-Showk, Nelson Elhage, Zac Hatfield-Dodds, Danny Hernandez, Tristan Hume, Scott Johnston, Shauna Kravec, Liane Lovitt, Neel Nanda, Catherine Olsson, Dario Amodei, Tom Brown, Jack Clark, Sam McCandlish, Chris Olah, Ben Mann, and Jared Kaplan. 2022. Training a Helpful and Harmless Assistant with Reinforcement Learning from Human Feedback. *arXiv preprint arXiv:2204.05862* (April 2022). <http://arxiv.org/abs/2204.05862>
- [4] Yoav Benjamini and Yosef Hochberg. 1995. Controlling the False Discovery Rate: A Practical and Powerful Approach to Multiple Testing. *Journal of the Royal Statistical Society: Series B (Methodological)* 57, 1 (Jan. 1995), 289–300.

- [5] Stevie Bergman, Nahema Marchal, John Mellor, Shakir Mohamed, Iason Gabriel, and William Isaac. 2024. STELA: a community-centred approach to norm elicitation for AI alignment. *Scientific Reports* 14, 1 (March 2024), 6616.
- [6] Kim Berndt, Kayvon Spire, and Danielle Batalla. 2023. Want to understand Early Adopters of Generative AI? <https://www.ipsos.com/en-us/want-understand-early-adopters-generative-ai>. Accessed: 2024-4-24.
- [7] Abeba Birhane, William Isaac, Vinodkumar Prabhakaran, Mark Diaz, Madeleine Clare Elish, Iason Gabriel, and Shakir Mohamed. 2022. Power to the People? Opportunities and Challenges for Participatory AI. In *Equity and Access in Algorithms, Mechanisms, and Optimization* (Arlington, VA, USA) (EAAMO '22, Article 6). Association for Computing Machinery, New York, NY, USA, 1–8.
- [8] Virginia Braun and Victoria Clarke. 2006. Using Thematic Analysis in Psychology. *Qualitative Research in Psychology* 3, 2 (2006), 77–101.
- [9] Tom Brown, Benjamin Mann, Nick Ryder, Melanie Subbiah, Jared D Kaplan, Prafulla Dhariwal, Arvind Neelakantan, Pranav Shyam, Girish Sastry, Amanda Askell, and Others. 2020. Language Models Are Few-Shot Learners. *Advances in Neural Information Processing Systems* 33 (2020), 1877–1901.
- [10] Jennifer Broxmeyer. 2024. Leading the Way in Governance Innovation With Community Forums on AI. <https://about.fb.com/news/2024/04/leading-the-way-in-governance-innovation-with-community-forums-on-ai/>. Accessed: 2024-5-31.
- [11] Miles Brundage, Katie Mayer, Tyna Eloundou, Sandhini Agarwal, Steven Adler, Gretchen Krueger, Jan Leike, and Pamela Mishkin. 2022. Lessons learned on language model safety and misuse. <https://openai.com/index/language-model-safety-and-misuse>. Accessed: 2024-5-6.
- [12] Joshua Cohen. 2005. Deliberation and Democratic Legitimacy. In *Debates in Contemporary Political Philosophy*. Routledge, New York, NY, USA, 352–370.
- [13] Jacob Cohen. 2013. *Statistical Power Analysis for the Behavioral Sciences* (2 ed.). Routledge, London, UK.
- [14] Ned Cooper, Tiffanie Horne, Gillian R Hayes, Courtney Heldreth, Michal Lahav, Jess Holbrook, and Lauren Wilcox. 2022. A Systematic Review and Thematic Analysis of Community-Collaborative Approaches to Computing Research. In *CHI Conference on Human Factors in Computing Systems* (New Orleans LA USA). Association for Computing Machinery, New Orleans, LA, USA, 1–18.
- [15] Ned Cooper and Alexandra Zafiroglu. 2024. From Fitting Participation to Forging Relationships: The Art of Participatory ML. In *Proceedings of the CHI Conference on Human Factors in Computing Systems* (Honolulu HI USA), Vol. 19. Association for Computing Machinery, New York, NY, USA, 1–9.
- [16] Eric Corbett, Emily Denton, and Sheena Erete. 2023. Power and Public Participation in AI. In *Proceedings of the 3rd ACM Conference on Equity and Access in Algorithms, Mechanisms, and Optimization* (Boston, MA, USA) (EAAMO '23, Article 8). Association for Computing Machinery, New York, NY, USA, 1–13.
- [17] Nicole Curato, John S Dryzek, Selen A Ercan, Carolyn M Hendriks, and Simon Niemeyer. 2017. Twelve Key Findings in Deliberative Democracy Research. *Daedalus* 146, 3 (July 2017), 28–38.
- [18] Jenny L Davis. 2020. *How Artifacts Afford: The Power and Politics of Everyday Things*. The MIT Press, Cambridge, MA, USA.
- [19] Jenny L Davis. 2023. ‘Affordances’ for Machine Learning. In *Proceedings of the 2023 ACM Conference on Fairness, Accountability, and Transparency* (Chicago, IL, USA) (FAcT '23). Association for Computing Machinery, New York, NY, USA, 324–332.
- [20] Jenny L Davis and James B Chouinard. 2016. Theorizing Affordances: From Request to Refuse. *Bulletin of Science, Technology and Society* 36, 4 (2016), 241–248.
- [21] Fernando Delgado, Stephen Yang, Michael Madaio, and Qian Yang. 2023. The Participatory Turn in AI Design: Theoretical Foundations and the Current State of Practice. In *Proceedings of the 3rd ACM Conference on Equity and Access in Algorithms, Mechanisms, and Optimization* (Boston, MA, USA) (EAAMO '23, Article 37). Association for Computing Machinery, New York, NY, USA, 1–23.
- [22] Emily Denton, Alex Hanna, Razvan Amironesei, Andrew Smart, Hilary Nicole, and Morgan Klaus Scheuerman. 2020. Bringing the People Back In: Contesting Benchmark Machine Learning Datasets. *arXiv preprint arXiv:2007.07399* (July 2020). <http://arxiv.org/abs/2007.07399>
- [23] Fernando Diaz and Michael Madaio. 2023. Scaling Laws Do Not Scale. *arXiv preprint arXiv:2307.03201* (2023). <http://arxiv.org/abs/2307.03201>
- [24] Carl DiSalvo. 2009. Design and the Construction of Publics. *Design Issues* 25, 1 (2009), 48–63.
- [25] Carl DiSalvo. 2010. Design, Democracy and Agonistic Pluralism. In *Design and Complexity - DRS International Conference 2010* (2010-07-07/2010-07-09), D. Durling, R. Bousbaci, L. Chen, P. Gauthier, T. Poldma, S. Roworth-Stokes, and E. Stolterman (Eds.). Design Research Society, Montreal, Canada, 7. <https://dl.designresearchsociety.org/drs-conference-papers/drs2010/researchpapers/31>
- [26] Carl DiSalvo. 2015. *Adversarial Design*. MIT Press, Cambridge, MA, USA.



- [27] Esin Durmus, Karina Nguyen, Thomas I. Liao, Nicholas Schiefer, Amanda Askill, Anton Bakhtin, Carol Chen, Zac Hatfield-Dodds, Danny Hernandez, Nicholas Joseph, Liane Lovitt, Sam McCandlish, Orowa Sikder, Alex Tamkin, Janel Thamkul, Jared Kaplan, Jack Clark, and Deep Ganguli. 2023. Towards Measuring the Representation of Subjective Global Opinions in Language Models. *arXiv preprint arXiv:2306.16388* (2023). <http://arxiv.org/abs/2306.16388>
- [28] Tyna Eloundou and Teddy Lee. 2024. Democratic inputs to AI grant program: lessons learned and implementation plans. <https://openai.com/index/democratic-inputs-to-ai-grant-program-update>. Accessed: 2024-5-6.
- [29] Jon Elster and Adam Przeworski. 1998. *Deliberative Democracy*. Vol. 1. Cambridge University Press, Cambridge, UK.
- [30] Virginia Eubanks. 2017. *Automating Inequality: How High-Tech Tools Profile, Police, and Punish the Poor* (1st ed.). St. Martin's Press, New York, NY, USA.
- [31] Sophie Farthing, John Howell, Katerina Lecchi, Zoe Paleologos, Phoebe Saintilan, and Edward Santow. 2021. *Human Rights and Technology Final Report*. Technical Report. Australian Human Rights Commission, Sydney.
- [32] Michael Feffer, Hoda Heidari, and Zachary C Lipton. 2023. Moral Machine or Tyranny of the Majority? *Proceedings of the AAAI Conference on Artificial Intelligence* 37, 5 (June 2023), 5974–5982.
- [33] Michael Feffer, Michael Skirpan, Zachary Lipton, and Hoda Heidari. 2023. From Preference Elicitation to Participatory ML: A Critical Survey & Guidelines for Future Research. In *Proceedings of the 2023 AAAI/ACM Conference on AI, Ethics, and Society* (Montreal, QC, Canada) (AIES '23). Association for Computing Machinery, New York, NY, USA, 38–48.
- [34] James S Fishkin. 1991. *Democracy and Deliberation: New Directions for Democratic Reform*. Yale University Press, New Haven, CT, USA.
- [35] Iason Gabriel. 2020. Artificial Intelligence, Values, and Alignment. *Minds and Machines* 30, 3 (Sept. 2020), 411–437.
- [36] James J. Gibson. 1977. The Theory of Affordances. In *Perceiving, Acting, and Knowing: Toward an Ecological Psychology*, R. Shaw and J. Bransford (Eds.). Lawrence Erlbaum, Hillsdale, NJ, USA, 67–82.
- [37] Tarleton Gillespie. 2020. Content moderation, AI, and the question of scale. *Big Data & Society* 7, 2 (July 2020), 2053951720943234.
- [38] Alex Hanna and Tina M. Park. 2020. Against Scale: Provocations and Resistances to Scale Thinking. *arXiv preprint arXiv:2010.08850* (2020). <http://arxiv.org/abs/2010.08850>
- [39] Mireille Hildebrandt. 2015. *Smart Technologies and the End(s) of Law*. Edward Elgar Publishing, Cheltenham, UK.
- [40] Saffron Huang, Divya Siddarth, Liane Lovitt, Thomas I Liao, Esin Durmus, Alex Tamkin, and Deep Ganguli. 2024. Collective Constitutional AI: Aligning a Language Model with Public Input. In *Proceedings of the 2024 ACM Conference on Fairness, Accountability, and Transparency* (Rio de Janeiro, Brazil) (FAccT '24). Association for Computing Machinery, New York, NY, USA, 1395–1417.
- [41] Christopher M Kelty. 2020. *The Participant: A Century of Participation in Four Stories*. University of Chicago Press, Chicago, IL, USA.
- [42] Hannah Rose Kirk, Alexander Whitefield, Paul Röttger, Andrew Bean, Katerina Margatina, Juan Ciro, Rafael Mosquera, Max Bartolo, Adina Williams, He He, Bertie Vidgen, and Scott A Hale. 2024. The PRISM Alignment Project: What Participatory, Representative and Individualised Human Feedback Reveals About the Subjective and Multicultural Alignment of Large Language Models. *arXiv preprint arXiv:2404.16019* (April 2024). <http://arxiv.org/abs/2404.16019>
- [43] Jack Knight and James Johnson. 1994. Aggregation and Deliberation: On the Possibility of Democratic Legitimacy. *Political Theory* 22, 2 (1994), 277–296.
- [44] Bogdan Kulynych, David Madras, Smitha Milli, Inioluwa Deborah Raji, Zhou, and Richard Zemel. 2020. Participatory Approaches to Machine Learning. International Conference on Machine Learning (ICML) Workshop. <https://participatoryml.github.io/> Accessed: 2024-5-11.
- [45] Nathan Lambert, Thomas Krendl Gilbert, and Tom Zick. 2023. The History and Risks of Reinforcement Learning and Human Feedback. *arXiv preprint arXiv:2310.13595* (Oct. 2023). <http://arxiv.org/abs/2310.13595>
- [46] Christopher A Le Dantec and Carl DiSalvo. 2013. Infrastructuring and the Formation of Publics in Participatory Design. *Social Studies of Science* 43, 2 (2013), 241–264.
- [47] Yann LeCun. 2023. Human feedback for open source LLMs needs to be crowd-sourced, Wikipedia style. It is the only way for LLMs to become the repository of all human knowledge and cultures. Who wants to build the platform for this? <https://twitter.com/ylecun/status/1713751182601015729>. Accessed: 2024-5-6.
- [48] Nestor Maslej, Loredana Fattorini, Raymond Perrault, Vanessa Parli, Anka Reuel, Erik Brynjolfsson, John Etchemendy, Katrina Ligett, Terah Lyons, James Manyika, Juan Carlos Niebles, Yoav Shoham, Russell Wald, and Jack Clark. 2024. *The AI Index 2024 Annual Report*. Technical Report 7. AI Index Steering Committee, Institute for Human-Centered AI, Stanford University.
- [49] Colleen McClain. 2024. Americans' use of ChatGPT is ticking up, but few trust its election information. <https://www.pewresearch.org/short-reads/2024/03/26/americans-use-of-chatgpt-is-ticking-up-but-few-trust-its-election-information/>. Accessed: 2024-4-24.
- [50] Jessica K Miller, Batya Friedman, Gavin Jancke, and Brian Gill. 2007. Value tensions in design: the value sensitive design, development, and appropriation of a corporation's groupware system. In *Proceedings of the 2007 ACM International*

- Conference on Supporting Group Work*. Association for Computing Machinery, New York, NY, USA, 281–290.
- [51] Marvin Minsky. 1961. Steps toward Artificial Intelligence. *Proceedings of the IRE* 49, 1 (Jan. 1961), 8–30.
- [52] Michael J Muller and Sarah Kuhn. 1993. Participatory Design. *Commun. ACM* 36, 6 (June 1993), 24–28.
- [53] Don Norman. 2008. Affordances and design. <https://jnd.org/affordances-and-design/>. Accessed: 2024-5-11.
- [54] OpenAI. 2022. Introducing ChatGPT. <https://openai.com/blog/chatgpt>. Accessed: 2023-5-11.
- [55] OpenAI. 2023. GPT-4 Technical Report. *arXiv preprint arXiv:2303.08774* (March 2023). <http://arxiv.org/abs/2303.08774>
- [56] Long Ouyang, Jeff Wu, Xu Jiang, Diogo Almeida, Carroll L Wainwright, Pamela Mishkin, Chong Zhang, Sandhini Agarwal, Katarina Slama, Alex Ray, John Schulman, Jacob Hilton, Fraser Kelton, Luke Miller, Maddie Simens, Amanda Askell, Peter Welinder, Paul Christiano, Jan Leike, and Ryan Lowe. 2022. Training language models to follow instructions with human feedback. In *Advances in Neural Information Processing Systems*, Vol. 35. Curran Associates, Inc., Red Hook, NY, USA, 27730–27744.
- [57] Dylan Patel and Gerald Wong. 2023. GPT-4 Architecture, Infrastructure, Training Dataset, Costs, Vision, MoE. <https://www.semianalysis.com/p/gpt-4-architecture-infrastructure>. Accessed: 2024-5-11.
- [58] Vinodkumar Prabhakaran, Aida Mostafazadeh Davani, and Mark Diaz. 2021. On Releasing Annotator-Level Labels and Information in Datasets. In *Proceedings of the Joint 15th Linguistic Annotation Workshop (LAW) and 3rd Designing Meaning Representations (DMR) Workshop*, Claire Bonial and Nianwen Xue (Eds.). Association for Computational Linguistics, Punta Cana, Dominican Republic, 133–138. <https://doi.org/10.18653/v1/2021.law-1.14>
- [59] Rida Qadri, Renee Shelby, Cynthia L Bennett, and Emily Denton. 2023. AI’s Regimes of Representation: A Community-centered Study of Text-to-Image Models in South Asia. In *Proceedings of the 2023 ACM Conference on Fairness, Accountability, and Transparency* (Chicago, IL, USA) (FAcCT ’23). Association for Computing Machinery, New York, NY, USA, 506–517.
- [60] Everett M Rogers. 2003. *Diffusion of Innovations, 5th Edition*. Free Press, New York, NY, USA.
- [61] Stuart Russell. 2019. *Human Compatible: Artificial Intelligence and the Problem of Control*. Viking Press, New York, NY, USA.
- [62] Nithya Sambasivan, Erin Arnesen, Ben Hutchinson, Tulsee Doshi, and Vinodkumar Prabhakaran. 2021. Re-imagining Algorithmic Fairness in India and Beyond. In *Proceedings of the 2021 ACM Conference on Fairness, Accountability, and Transparency* (Virtual Event, Canada) (FAcCT ’21). Association for Computing Machinery, New York, NY, USA, 315–328.
- [63] Liz Sanders and P Stappers. 2014. From designing to co-designing to collective dreaming: Three slices in time. *Interactions* 21, 6 (2014), 24–33.
- [64] Shibani Santurkar, Esin Durmus, Faisal Ladhak, Cino Lee, Percy Liang, and Tatsunori Hashimoto. 2023. Whose Opinions Do Language Models Reflect? *arXiv preprint arXiv:2303.17548* (2023). <http://arxiv.org/abs/2303.17548>
- [65] Mona Sloane, Emanuel Moss, Olaitan Awomolo, and Laura Forlano. 2022. Participation Is Not a Design Fix for Machine Learning. In *Equity and Access in Algorithms, Mechanisms, and Optimization* (Arlington, VA, USA) (EAAMO ’22, Article 1). Association for Computing Machinery, New York, NY, USA, 1–6.
- [66] Irene Solaiman, Miles Brundage, Jack Clark, Amanda Askell, Ariel Herbert-Voss, Jeff Wu, Alec Radford, Gretchen Krueger, Jong Wook Kim, Sarah Kreps, Miles McCain, Alex Newhouse, Jason Blazakis, Kris McGuffie, and Jasmine Wang. 2019. Release Strategies and the Social Impacts of Language Models. *arXiv preprint arXiv:1908.09203* (Aug. 2019). <http://arxiv.org/abs/1908.09203>
- [67] Susan Leigh Star and Karen Ruhleder. 1996. Steps Toward an Ecology of Infrastructure: Design and Access for Large Information Space. *Information Systems Research* 7, 1 (March 1996), 111–134.
- [68] Yngve Sundblad. 2011. UTOPIA: Participatory Design from Scandinavia to the World. In *History of Nordic Computing 3*, John Impagliazzo, Per Lundin, and Benkt Wangler (Eds.). Springer Berlin, Heidelberg, Germany, 176–186.
- [69] Harini Suresh, Emily Tseng, Meg Young, Mary Gray, Emma Pierson, and Karen Levy. 2024. Participation in the age of foundation models. In *Proceedings of the 2024 ACM Conference on Fairness, Accountability, and Transparency* (Rio de Janeiro, Brazil) (FAcCT ’24). Association for Computing Machinery, New York, NY, USA, 1609–1621.
- [70] Elham Tabassi. 2023. *Artificial Intelligence Risk Management Framework (AIRMF 1.0)*. Technical Report NIST AI 100-1. National Institute of Standards and Technology.
- [71] Romal Thoppilan, Daniel De Freitas, Jamie Hall, Noam Shazeer, Apoorv Kulshreshtha, Heng-Tze Cheng, Alicia Jin, Taylor Bos, Leslie Baker, Yu Du, Yaguang Li, Hongrae Lee, Huaixiu Steven Zheng, Amin Ghafouri, Marcelo Menegali, Yanping Huang, Maxim Krikun, Dmitry Lepikhin, James Qin, Dehao Chen, Yuanzhong Xu, Zhifeng Chen, Adam Roberts, Maarten Bosma, Vincent Zhao, Yanqi Zhou, Chung-Ching Chang, Igor Krivokon, Will Rusch, Marc Pickett, Pranesh Srinivasan, Laichee Man, Kathleen Meier-Hellstern, Meredith Ringel Morris, Tulsee Doshi, Renelito Delos Santos, Toju Duke, Johnny Soraker, Ben Zevenbergen, Vinodkumar Prabhakaran, Mark Diaz, Ben Hutchinson, Kristen Olson, Alejandra Molina, Erin Hoffman-John, Josh Lee, Lora Aroyo, Ravi Rajakumar, Alena Butryna, Matthew Lamm, Viktoriya Kuzmina, Joe Fenton, Aaron Cohen, Rachel Bernstein, Ray Kurzweil, Blaise Aguerre-Arcas, Claire Cui, Marian Croak, Ed Chi, and Quoc Le. 2022. LaMDA: Language Models for Dialog Applications. *arXiv preprint arXiv:2201.08239* (Jan. 2022). <http://arxiv.org/abs/2201.08239>

- [72] Anna Lowenhaupt Tsing. 2012. On Nonscalability: The Living World Is Not Amenable to Precision-Nested Scales. *Common Knowledge* 18, 3 (2012), 505–524.
- [73] Zeynep Tufekci. 2014. Big Questions for Social Media Big Data: Representativeness, Validity and Other Methodological Pitfalls. *Proceedings of the International AAAI Conference on Web and Social Media* 8, 1 (May 2014), 505–514.
- [74] U.S. Office of Science and Technology Policy. 2022. *Blueprint for an AI Bill of Rights: Making Automated Systems Work for the American People*. Technical Report. U.S. Office of Science and Technology Policy.
- [75] Emily A Vogels. 2023. A majority of Americans have heard of ChatGPT, but few have tried it themselves. <https://www.pewresearch.org/short-reads/2023/05/24/a-majority-of-americans-have-heard-of-chatgpt-but-few-have-tried-it-themselves/>. Accessed: 2024-4-24.
- [76] Skyler Wang, Ned Cooper, Margaret Eby, and Eun Seo Jo. 2023. From Human-Centered to Social-Centered Artificial Intelligence: Assessing ChatGPT’s Impact through Disruptive Events. *arXiv preprint arXiv:2306.00227* (May 2023). <http://arxiv.org/abs/2306.00227>
- [77] Norbert Wiener. 1948. *Cybernetics or Control and Communication in the Animal and the Machine*. Hermann & Cie, Paris, France.
- [78] Pak-Hang Wong. 2020. Democratizing Algorithmic Fairness. *Philosophy and Technology* 33 (2020), 225–244.
- [79] Meg Young, Upol Ehsan, Ranjit Singh, Emmet Tafesse, Michele Gilman, Christina Harrington, and Jacob Metcalf. 2024. Participation versus scale: Tensions in the practical demands on participatory AI. *First Monday* 29, 4 (April 2024). <https://doi.org/10.5210/fm.v29i4.13642>
- [80] Daniel M. Ziegler, Nisan Stiennon, Jeffrey Wu, Tom B. Brown, Alec Radford, Dario Amodei, Paul Christiano, and Geoffrey Irving. 2019. Fine-Tuning Language Models from Human Preferences. *arXiv preprint arXiv:1909.08593* (Sept. 2019). <http://arxiv.org/abs/1909.08593>
- [81] Jonathan Zong and J. Nathan Matias. 2024. Data Refusal from Below: A Framework for Understanding, Evaluating, and Envisioning Refusal as Design. *ACM Journal on Responsible Computing* 1, 1, Article 10 (Mar 2024), 23 pages. <https://doi.org/10.1145/3630107>
- [82] Douglas Zytka, Pamela J. Wisniewski, Shion Guha, Eric P. S. Baumer, and Min Kyung Lee. 2022. Participatory Design of AI Systems: Opportunities and Challenges Across Diverse Users, Relationships, and Application Domains. In *Extended Abstracts of the 2022 CHI Conference on Human Factors in Computing Systems* (New Orleans, LA, USA) (*CHI EA '22, Article 154*). Association for Computing Machinery, New York, NY, USA, 1–4.

## A Survey Results

Appendix A compiles the survey results from our study. It contains a series of tables with detailed breakdowns of respondent usage patterns, feedback behaviours, demographics, and perceptions of submitting feedback using the interactive features in the ChatGPT interface.

Table 2. Frequency of ChatGPT Usage

Frequency	Count	Percentage
A few times a week	216	41.1%
Once a week	96	18.3%
Monthly	84	16.0%
Rarely	65	12.4%
Daily	64	12.2%
Total	525	100.0%

(Response rate: 525/526)

Table 3. Ways of Using ChatGPT

Usage	Count	Percentage
Answering specific questions	375	71.3%
Generating text	332	62.9%
Academic research assistance	268	51.0%
Entertainment or casual conversation	226	43.0%
Professional or technical problem-solving	222	42.2%
Creative writing	214	40.7%
Language learning or translation	122	23.3%
Personal advice or emotional support	109	20.7%
Other	22	4.2%

(Response rate: 526/526, Multiple selections allowed)

Table 4. Submitted Thumbs-Up/Down Feedback

Submitted feedback	Count	Percentage
Yes	400	76.0%
No	126	24.0%
Total	526	100.0%

(Response rate: 526/526)

Table 5. Frequency of Thumbs-Up/Down Feedback

Frequency	Count	Percentage
Sometimes I have used ChatGPT	139	34.8%
About half the time I have used ChatGPT	98	24.5%
Most times I have used ChatGPT	92	23.0%
Rarely	48	12.0%
Every time I have used ChatGPT	23	5.8%
Total	400	100.0%

(Response rate: 400/400)

Table 6. Submitted Open-Text Feedback

Submitted feedback	Count	Percentage
No	248	47.1%
Yes	152	29.0%
N/A	126	23.9%
Total	526	100.0%

(Response rate: 526/526, N/A = "No" to submitting thumbs-up/down feedback.)

Table 7. Submitted Open-Text Feedback (“Yes” to thumbs-up/down feedback)

Submitted feedback	Count	Percentage
No	248	62.0%
Yes	152	38.0%
Total	400	100.0%

(Response rate: 400/400)

Table 8. Frequency of Open-Text Feedback

Frequency	Count	Percentage
Sometimes I have used ChatGPT	77	50.7%
Rarely	35	23.0%
Most times I have used ChatGPT	20	13.2%
About half the time I have used ChatGPT	17	11.2%
Every time I have used ChatGPT	3	2.0%
Total	152	100.0%

(Response rate: 152/152)

Table 9. Submitted Feedback After Regenerating a Response

Submitted feedback	Count	Percentage
Yes	331	62.9%
No	195	37.1%
Total	526	100.0%

(Response rate: 526/526)

Table 10. Frequency of Feedback After Regenerating a Response

Frequency	Count	Percentage
Sometimes I have regenerated a response	120	36.3%
Most times I have regenerated a response	67	20.2%
About half the time I have regenerated a response	65	19.6%
Rarely	54	16.3%
Every time I have regenerated a response	25	7.6%
Total	331	100.0%

(Response rate: 331/331)

Table 11. Reasons for Not Submitting Feedback

Reasons	Count	Percentage
Unaware of feedback option	27	34.6%
Not enough time or interest in submitting feedback	21	26.9%
Satisfied with the performance and have not felt the need to submit feedback	17	21.8%
Unsure how to provide feedback	7	9.0%
Other	5	6.4%
Unsatisfied with the performance, but do not believe feedback will lead to improvements	1	1.3%
<b>Total</b>	<b>78</b>	<b>100.0%</b>

(Response rate: 78/78)

Table 12. Motivations for Providing Feedback

Motivation	Weighted frequency
To contribute to AI development	159
To comment on use-case specific feedback	94
To report a technical issue or bug	74
To suggest new features or improvements	73
To express social or ethical concerns about ChatGPT	32
Other	15

(Response rate: 152/152)

**Note:** Weighted frequencies based on a two-part question. Part A (multiple selection) responses weighted as 1; Part B (main motivation) responses weighted as 2.

Table 13. Received Follow-up Regarding Feedback

Response	Count	Percentage
No	135	88.8%
Yes	17	11.2%
<b>Total</b>	<b>152</b>	<b>100.0%</b>

(Response rate: 152/152)

Table 14. Satisfaction with Follow-up

Satisfaction level	Count	Percentage
Somewhat satisfied	10	58.8%
Extremely satisfied	5	29.4%
Neither satisfied nor dissatisfied	2	11.8%
<b>Total</b>	<b>17</b>	<b>100.0%</b>

(Response rate: 17/17)

Table 15. Reasons for Submitting Feedback Addressed

Agreement level	Count	Percentage
Neither agree nor disagree	72	47.4%
Somewhat agree	36	23.7%
Somewhat disagree	25	16.4%
Strongly disagree	11	7.2%
Strongly agree	8	5.3%
Total	152	100.0%

(Response rate: 152/152)

Table 16. Ease of Submitting Feedback

Level of ease	Count	Percentage
Extremely easy	292	66.1%
Somewhat easy	128	29.0%
Neither easy nor difficult	18	4.1%
Somewhat difficult	4	0.9%
Total	442	100.0%

(Response rate: 442/443)

Table 17. Likelihood of Submitting Feedback in Future

Likelihood	Count	Percentage
Somewhat likely	255	48.7%
Extremely likely	161	30.7%
Neither likely nor unlikely	67	12.8%
Somewhat unlikely	34	6.5%
Extremely unlikely	7	1.3%
Total	524	100.0%

(Response rate: 524/526)

Table 18. Provided Feedback via Other Platforms or Channels

Provided feedback	Count	Percentage
No	423	80.4%
Yes	103	19.6%
Total	526	100.0%

(Response rate: 526/526)

Table 19. Other Channels or Platforms

Channels	Count	Percentage
X/Twitter	42	40.8%
Facebook	18	17.5%
Other	18	17.5%
Reddit forums	17	16.5%
Discord servers	17	16.5%
LinkedIn	10	9.7%
Contacting OpenAI (e.g., via email)	10	9.7%
Other online discussion forums	9	8.7%
Mastodon	3	2.9%

(Response rate 103/103, Multiple selections allowed)

Table 20. Likelihood of Submitting Feedback via Other Channels or Platforms in Future

Likelihood	Count	Percentage
Somewhat likely	46	44.7%
Extremely likely	28	27.2%
Neither likely nor unlikely	15	14.6%
Somewhat unlikely	10	9.7%
Extremely unlikely	4	3.9%
Total	103	100.0%

(Response rate: 103/103)

Table 21. Age

Age	Count	Percentage
18-24	222	42.4%
25-34	184	35.1%
35-44	72	13.7%
45-54	31	5.9%
55-64	8	1.5%
65+	4	0.8%
Prefer not to say	3	0.6%
Total	524	100.0%

(Response rate: 524/526)



Table 22. Gender

Gender	Count	Percentage
Man	329	63.1%
Woman	182	34.9%
Non-binary / third gender	6	1.2%
Prefer not to say	3	0.6%
Prefer to self-describe	1	0.2%
<b>Total</b>	<b>521</b>	<b>100.0%</b>

(Response rate: 521/526)

Table 23. Region

Region	Count	Percentage
Europe	281	55.4%
Africa	79	15.6%
United Kingdom	52	10.3%
Oceania	33	6.5%
North America	23	4.5%
Central America	21	4.1%
South America	9	1.8%
Asia	9	1.8%
<b>Total</b>	<b>507</b>	<b>100.0%</b>

(Response rate: 507/526)

Table 24. Languages Spoken Daily (Grouped)

Languages	Count	Percentage
English (UK)	163	32.0%
English (US)	116	22.8%
Portuguese	68	13.4%
Polish	62	12.2%
Italian	33	6.5%
English (AU)	32	6.3%
Zulu	29	5.7%
Spanish (including Latin American)	49	9.6%
Greek	15	2.9%
German (Standard and Swiss)	14	2.8%
Sotho	13	2.6%
French (including Canadian)	9	1.8%
Other African languages	8	1.6%
Dutch	6	1.2%
Czech	5	1.0%
Other European languages	14	2.8%
Other Asian languages	11	2.2%
Other languages	7	1.4%
<b>Total</b>	<b>509</b>	<b>100.0%</b>

(Response rate: 509/526, up to 3 selections allowed)

**Notes:** 'Other African languages' includes Setswana, Xhosa, Yoruba, Swahili, and Hausa; 'Other European languages' includes Finnish, Hungarian, Latvian, Russian, Norwegian, Danish, Swedish, Catalan, Ukrainian, and Lithuanian; 'Other Asian languages' includes Hindi, Hebrew, Turkish, Arabic, Mongolian, Korean, Japanese, Persian, Bengali, Tagalog, Thai, and Sinhalese; 'Other languages' includes Portuguese (Brazilian), Slovenian, Croatian, and unspecified others.

Table 25. Barriers Accessing ChatGPT or Submitting Feedback

Barriers	Count	Percentage
No barriers	401	77.3%
Barriers	118	22.7%
<b>Total</b>	<b>519</b>	<b>100.0%</b>

(Response rate: 519/526)

Table 26. Frequency of Engaging with AI-related Topics

Frequency	Count	Percentage
Weekly	243	46.5%
Monthly	99	18.9%
Daily	87	16.6%
Rarely	85	16.3%
Never	9	1.7%
<b>Total</b>	<b>523</b>	<b>100.0%</b>

(Response rate: 523/526)

Table 27. Prior Use of AI, ML, or Data Science Tools

Response	Count	Percentage
No	308	59.0%
Yes	214	41.0%
<b>Total</b>	<b>522</b>	<b>100.0%</b>

(Response rate: 522/526)

Table 28. Completed Education or Training in AI, ML, or Data Science

Response	Count	Percentage
No	382	73.5%
Yes	138	26.5%
<b>Total</b>	<b>520</b>	<b>100.0%</b>

(Response rate: 520/526)

Table 29. Currently or Previously Working in AI, ML, or Data Science

Response	Count	Percentage
No	410	78.7%
Yes	111	21.3%
<b>Total</b>	<b>521</b>	<b>100.0%</b>

(Response rate: 521/526)

Table 30. Confidence Submitting Feedback

Confidence level	Count	Percentage
Somewhat agree	296	56.5%
Strongly agree	114	21.8%
Neither agree nor disagree	79	15.1%
Somewhat disagree	30	5.7%
Strongly disagree	5	1.0%
Total	524	100.0%

(Response rate: 524/526)

**B Statistical Relationships and Test Results**

Appendix B presents our statistical analysis of relationships between key variables in our study. Table 31 presents the results of chi-square tests of associations between various factors such as user characteristics, feedback behaviours, and perceptions of submitting feedback through the ChatGPT interface.

Table 31. Chi-square Test Results

Relationship	$\chi^2$	<i>p</i>	Adj. <i>p</i>	df	CV	Interp.	<i>n</i>
Thumbs-Up/down & Regenerating feedback	50.419	<.001	<.001*	1	.319	Mod.	497
Education/Training in AI & Confidence	12.773	.002	.023*	2	.160	Weak	497
Working in AI & Barriers	9.821	.002	.023*	1	.143	Weak	477
Region & Open-text feedback	13.990	.003	.023*	3	.192	Mod.	378
Prior AI use & Open-text feedback	8.926	.003	.023*	1	.154	Weak	378
Thumbs-Up/down & ChatGPT frequency	13.689	.008	.045*	4	.166	Weak	497
AI topics frequency & Confidence	20.726	.008	.045*	8	.144	Weak	497
Age & Confidence	17.068	.009	.045*	6	.131	Weak	497
Education/Training in AI & Open-text	6.132	.013	.059	1	.127	Weak	378
Gender & Regenerating feedback	10.427	.015	.061	3	.145	Weak	497
Age & Barriers	9.372	.025	.078	3	.140	Weak	477
Open-text & ChatGPT frequency	10.956	.027	.078	4	.170	Mod.	378
AI topics frequency & Open-text	10.937	.027	.078	4	.170	Mod.	378
Region & Regenerating feedback	9.151	.027	.078	3	.136	Weak	497
Working in AI & Open-text feedback	4.660	.031	.080	1	.111	Weak	378
Age & Regenerating feedback	8.678	.034	.080	3	.132	Weak	497
Prior AI use & Barriers	4.512	.034	.080	1	.097	Negl.	477
Education/Training in AI & Barriers	4.010	.045	.101	1	.092	Negl.	477
Gender & Confidence	12.513	.051	.103	6	.112	Weak	497
Prior AI use & Confidence	5.953	.051	.103	2	.109	Weak	497
Working in AI & Confidence	5.632	.060	.114	2	.106	Weak	497
Open-text & Regenerating feedback	3.424	.064	.117	1	.095	Negl.	378
AI topics frequency & Thumbs-Up/down	7.615	.107	.186	4	.124	Weak	497
Working in AI & Regenerating feedback	2.375	.123	.205	1	.069	Negl.	497
Regenerating & ChatGPT frequency	5.004	.287	.459	4	.100	Weak	497
Age & Open-text feedback	3.342	.342	.526	3	.094	Weak	378
Gender & Thumbs-Up/down	3.160	.368	.545	3	.080	Weak	497
AI topics frequency & Barriers	3.962	.411	.554	4	.091	Weak	477
AI topics frequency & Regenerating	3.932	.415	.554	4	.089	Weak	497
Prior AI use & Thumbs-Up/down	0.666	.415	.554	1	.037	Negl.	497
Gender & Barriers	2.482	.478	.607	3	.072	Weak	477
Education/Training in AI & Thumbs	0.468	.494	.607	1	.031	Negl.	497
Working in AI & Thumbs-Up/down	0.453	.501	.607	1	.030	Negl.	497
Gender & Open-text feedback	1.801	.615	.723	3	.069	Weak	378
Age & Thumbs-Up/down	1.713	.634	.725	3	.059	Negl.	497
Prior AI use & Regenerating feedback	0.140	.708	.773	1	.017	Negl.	497
Region & Barriers	1.361	.715	.773	3	.053	Negl.	477
Education/Training in AI & Regenerating	0.065	.799	.841	1	.011	Negl.	497
Region & Thumbs-Up/down	0.708	.871	.894	3	.038	Negl.	497
Region & Confidence	1.548	.956	.956	6	.039	Negl.	497

**Notes:**

- Adj.  $p$  =  $p$ -value after Benjamini-Hochberg procedure; df = Degrees of Freedom; CV = Cramér's V; Interp. = Interpretation; Mod. = Moderate; Negl. = Negligible,  $n$  = Sample size after removing missing values.
- Table organised in order of adj.  $p$ -value.
- \* Indicates statistically significant  $p$ -value after adjustment.
- $\chi^2$  test was not performed between Thumbs-Up/down & Open-text feedback. Open-text feedback was only available to users who provided Thumbs-Up/down feedback, making these variables dependent.
- Table 32 provides a guide for interpreting Cramér's V values, in accordance with [13].

Table 32. Interpretation of Cramér's V

Association	df = 1	df = 2	df $\geq$ 3
Weak	0.10 - <0.30	0.07 - <0.21	0.06 - <0.17
Moderate	0.30 - <0.50	0.21 - <0.35	0.17 - <0.29
Strong	$\geq 0.50$	$\geq 0.35$	$\geq 0.30$