

Grounded Multi-Hop VideoQA in Long-Form Egocentric Videos

Qirui Chen, Shangzhe Di, Weidi Xie

Shanghai Jiao Tong University

{chen_qirui, dishangzhe, weidi}@sjtu.edu.cn

<https://qirui-chen.github.io/MultiHop-EgoQA>

Abstract

This paper considers the problem of *Multi-Hop Video Question Answering (MH-VidQA)* in long-form egocentric videos. This task not only requires to answer visual questions, but also to localize multiple relevant time intervals within the video as visual evidences. We develop an automated pipeline to create multi-hop question-answering pairs with associated temporal evidence, enabling to construct a large-scale dataset for instruction-tuning. To monitor the progress of this new task, we further curate a high-quality benchmark, **MULTIHOP-EGOQA**, with careful manual verification and refinement. Experimental results reveal that existing multi-modal systems exhibit inadequate multi-hop grounding and reasoning abilities, resulting in unsatisfactory performance. We then propose a novel architecture, termed as **Grounding Scattered Evidence with Large Language Model (GeLM)**, that enhances multi-modal large language models (MLLMs) by incorporating a grounding module to retrieve temporal evidence from videos using flexible grounding tokens. Trained on our visual instruction-tuning data, **GeLM** demonstrates improved multi-hop grounding and reasoning capabilities, setting a new baseline for this challenging task. Furthermore, when trained on third-person view videos, the same architecture also achieves state-of-the-art performance on the single-hop VidQA benchmark, ActivityNet-RTL, demonstrating its effectiveness.

1 Introduction

With the rapid development of computer vision, the community has witnessed a significant interest in deploying vision systems within embodied agents, such as autonomous vehicles and humanoid robots. In such scenarios, the inputs are typically long, continuous video streams from a first-person perspective, capturing the world through the eyes of an agent actively interacting with its environment. For the virtual assistants or physical robots to be useful, the ability to perform egocentric video question answering (VidQA) is crucial, stemming from two aspects: *first*, VidQA leverages language as a natural interface for human-machine interaction, thereby enhancing the usability and accessibility for the general public; *second*, it can encompass various vision tasks about the ‘who’, ‘when’, ‘where’, and ‘what’ of an individual’s daily life, *e.g.*, action recognition, object detection, and scene understanding, thus acting as a robust and comprehensive benchmark for video understanding.

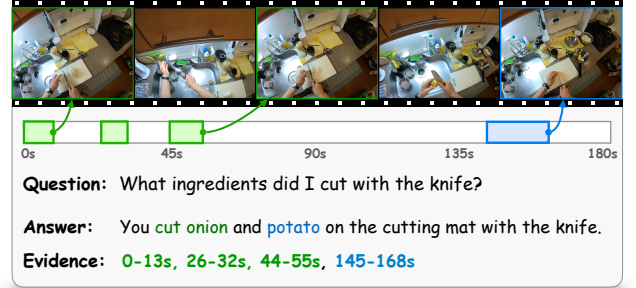


Figure 1: We introduce the problem of *Multi-Hop Video Question Answering* for long-form egocentric video understanding. This task requires the model to answer questions by gathering and reasoning across scattered visual clues, necessitating the grounding of multiple relevant time spans as supporting evidence.

Recently, the introduction of Ego4D dataset (Grauman et al. 2022) has enabled a series of research in visual-language understanding in egocentric videos, *e.g.*, question answering that focuses on summarizing entire video content (Mangalam, Akshulakov, and Malik 2023); natural language query (NLQ) that requires temporal localization based on a given query (Ramakrishnan, Al-Halah, and Grauman 2023); grounded question answering that considers answering the query, while localizing the query-related time span simultaneously (Bärmann and Waibel 2022). However, the above-mentioned settings tend to fall into an over-simplistic scenario, where questions are typically answerable based on visual cues from a single time point, or only one time span is annotated among multiple relevant spans. For instance, the question “How many shirts did I pack in my suitcase?” is deliberately excluded if the *packing* process occurs across multiple, non-contiguous time spans, as described in the annotation process of the NLQ task in Ego4D.

As a consequence, VidQA systems built upon the above-mentioned tasks can hardly be applied in multi-hop scenarios, due to two primary limitations: the scarcity of data supporting multi-hop reasoning, the deficiency in architecture design to support multi-hop temporal perception. *First*, there is a notable insufficiency of training data on questions that require reasoning across multiple temporal spans, especially in long-form egocentric videos; *Second*, existing architectures that treat temporal grounding as a language modeling

task (Ren et al. 2024; Huang et al. 2024a,b), *e.g.*, directly incorporating the timestamp as the target of auto-regressive prediction, which is less effective than task-specific models (Lin et al. 2023; Mu, Mo, and Li 2024).

To bridge the gap, this paper introduces the problem of Multi-Hop Video Question-Answering (*MH-VidQA*). As illustrated in Fig. 1, this task requires the model to simultaneously answer questions that involve visual information from multiple time intervals and localize these time spans as evidence within long, egocentric videos.

To acquire the data necessary for visual instruction tuning, we have developed an automated pipeline to construct large-scale question-answer-evidence triplets from the narrations of Ego4D (Grauman et al. 2022). Specifically, we build action scene graphs (Ji et al. 2020) by extracting syntax trees from narrations, allowing us to analyze the temporal progression of actions, objects, and their relationships, thereby identifying potential questions that require information from multiple time points to answer. We then utilize large language models (LLMs) to generate eligible triplets across six different question types, that encompass real-world scenarios with an emphasis on the interactions between the individual and the external environment, as well as the long-term temporal relation of events. The categories include repeated activities, multiple actions, multiple objects, multiple locations/people, event composition, and event comparison.

Leveraging our automatically constructed data for visual instruction tuning, despite the existing VideoLLM (Ren et al. 2024) has demonstrated improved multi-hop reasoning abilities, it still struggles to localize the relevant time spans, primarily due to the limitations in predicting timestamps accurately. We further propose a novel architecture, termed as **Grounding Scattered Evidence with Large Language Model (GeLM)**. This architecture incorporates grounding tokens into the vocabulary of a multi-modal large language model, that are generated within the responses and then fused with visual features in a temporal grounding module to provide corresponding evidences, thereby enhancing the interpretability of the answers.

To track the development progress on *MH-VidQA* task, we have established a new benchmark, termed as **MULTIHOP-EGOQA**, that involves participants for validating and refining the generated triplets. Comprehensive evaluations show that both proprietary and open-source large multi-modal models largely fall behind human performance, highlighting the substantial challenge presented by **MULTIHOP-EGOQA**. Our architecture, trained on the automatically constructed instruction-tuning data, has shown significant improvement in multi-hop reasoning and grounding. We also evaluate our architecture on another public single-hop VidQA benchmark, ActivityNet-RTL (Huang et al. 2024b), outperforming existing approaches by a large margin.

2 Related Work

Video Question Answering Datasets. Video Question Answering (VidQA) is a video understanding task that involves answering natural language queries using visual-only or multi-modal information from videos. MovieQA (Tapaswi et al. 2016) proposes one of the earliest datasets in this

Dataset	Annotation	Avg. Duration (s)	Ego?	Time Labels	Multi-Spans
<i>Conventional VidQA Benchmarks</i>					
MovieQA	Manual	211.4	×	✓	×
MSRVTT-QA	Auto	15	×	×	×
MSVD-QA	Auto	10	×	×	×
TVQA	Manual	76.2	×	✓	×
How2QA	Manual	60	×	✓	×
NeXT-QA	Manual	44	×	×	×
iVQA	Manual	18.6	×	×	×
EgoSchema	Auto + Manual	180	✓	×	×
<i>Grounded VidQA Benchmarks</i>					
QAEgo4D	Manual	498	✓	✓	×
NEXT-GQA	Manual	39.5	×	✓	×
ActivityNet-RTL	Auto + Manual	180	×	✓	×
MULTIHOP-EGOQA	Auto + Manual	180	✓	✓	✓

Table 1: **Comparison of VidQA benchmarks.** Our proposed benchmark focuses on assessing multi-hop reasoning and grounding abilities within long-form egocentric videos.

area. However, most of its questions can be answered based on subtitles alone, with few relying on visual cues (Jasani, Girdhar, and Ramanan 2019). ActivityNet-QA (Yu et al. 2019) and How2QA (Sanabria et al. 2018) have focused on visual understanding in daily life and instructional videos. More recent datasets like NeXT-QA (Xiao et al. 2021), Perception Test (Patraucean et al. 2024), STAR (Wu et al. 2021), and AGQA (Grunde-McLaughlin, Krishna, and Agrawala 2021) focus on designing questions requiring spatio-temporal reasoning and causal relations. Additionally, EgoSchema (Mangalam, Akshulakov, and Malik 2023) proposes to generate questions through LLMs and manual efforts for long-form egocentric videos.

Multi-Hop QA with Grounding. In Natural Language Processing, multi-hop question-answering involves reasoning across multiple pieces of information, often requiring the retrieval of evidence from various sources (Yang et al. 2018; Ho et al. 2020; Xiong et al. 2021; Trivedi et al. 2022; Zhang et al. 2024a). In video understanding, conventional VidQA benchmarks do not necessitate models to explicitly localize or reason over temporally scattered evidence. However, recent works like EgoTIMEQA (Di and Xie 2024), NExT-GQA (Xiao et al. 2024), and REXTIME (Chen et al. 2024a) emphasize the importance of the grounding evidence in VidQA. These benchmarks, though, assume that evidence is confined to a single time span, overlooking the need for long-term temporal modelling and multi-step reasoning, which can be an oversimplification in video understanding.

Multi-modal Large Language Models. With the recent advancements in Large Language Models (LLMs) (Achiam et al. 2023; Chiang et al. 2023; AI@Meta 2024; Jiang et al. 2024), researchers are endeavouring to develop Multi-modal Large Language Models (MLLMs) by aligning visual and linguistic modalities through visual instruction tuning. For image understanding, several studies (Alayrac et al. 2022; Li et al. 2023a; Zhu et al. 2023; Liu et al. 2023a, 2024) have shown strong performance across various VQA benchmarks (Lu et al. 2023; Liu et al. 2023b; Yue et al. 2024). In video understanding, while some works (Li et al. 2023b; Ataallah et al. 2024; Zhang et al. 2024b) have made progress on traditional VidQA benchmarks, they are generally de-

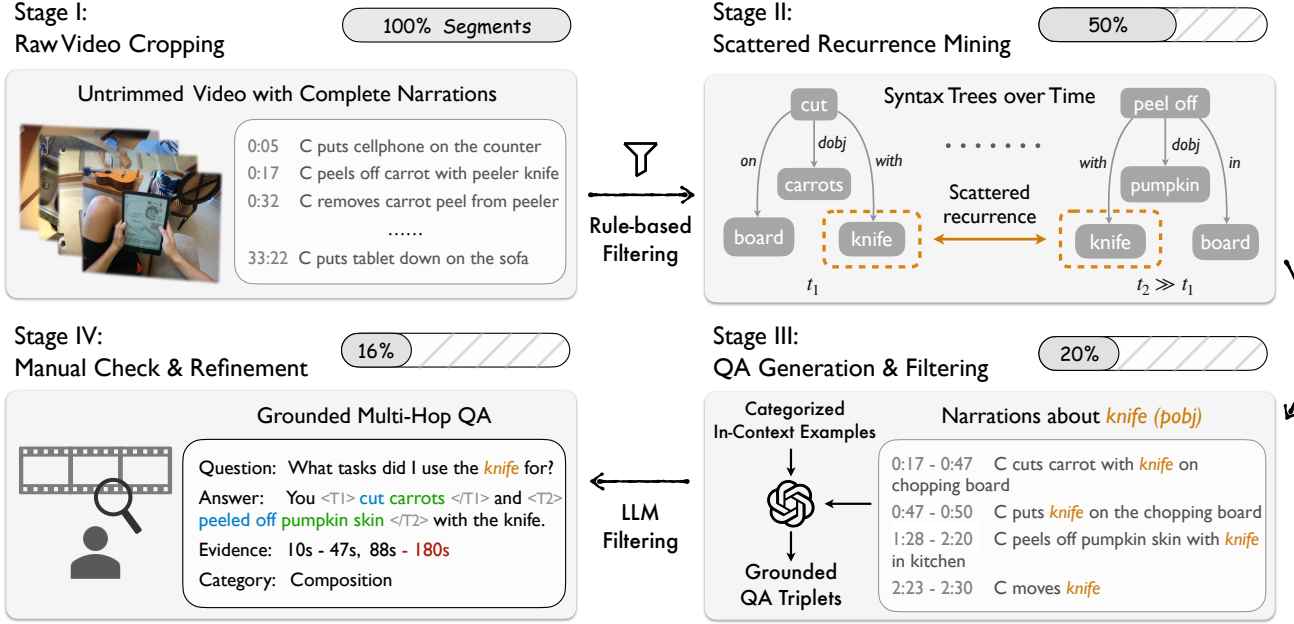


Figure 2: **Illustration of our data curation pipeline.** To collect large-scale multi-hop VidQA data, we have developed an automated pipeline. We begin by using action scene graphs to identify potential multi-hop reasoning questions based on the syntax trees of annotated narrations. Next, we use GPT-4o to generate data samples that include questions, answers, and relevant time spans. Finally, we perform manual validation and refinement to create the new benchmark.

signed for short videos. Recent efforts to improve temporal awareness (Ren et al. 2024; Huang et al. 2024a; Qian et al. 2024) still lag behind task-specific models (Lin et al. 2023; Mu, Mo, and Li 2024) in the temporal grounding ability. To address this gap, our proposed dataset supports both instruction tuning and the evaluation of multi-hop reasoning and grounding in long-form egocentric videos, thereby advancing the development of video-language models.

3 Problem Formulation

Given a video stream and a question in the format of free-form text, *e.g.*, \mathcal{V} and \mathcal{Q} respectively, the objective is to generate the answer and localise the temporal evidence :

$$[\hat{\mathcal{A}}, \hat{\mathcal{T}}] = \Phi(\mathcal{V}, \mathcal{Q}), \quad (1)$$

where $\hat{\mathcal{T}} = \{[s_1, e_1], [s_2, e_2], \dots, [s_n, e_n]\}$ refers to a set of non-overlapping start-end time intervals, in which the video content is necessary for deriving the answer $\hat{\mathcal{A}}$.

To develop the vision systems that address our considered *MH-VidQA* task, it is essential to collect data in triplet form, *i.e.*, $(\mathcal{Q}, \mathcal{A}, \mathcal{T})$, to train the architecture that can simultaneously answer questions, and ground them across multiple time spans. In the following sections, we will detail an automated pipeline for constructing visual instructions and training our proposed architecture.

4 MULTI-HOP-EGOQA: Curation Pipeline

The curation pipeline involves four stages: (i) cropping and selecting video clips from untrimmed Ego4D dataset; (ii) mining potential questions that demand multi-hop reasoning based on narrations; (iii) producing $(\mathcal{Q}, \mathcal{A}, \mathcal{T})$ triplets

across various categories using LLMs; (iv) filtering the generated samples with LLMs, then followed by manual review and refinement.

4.1 Raw Video Cropping & Selection

We start with the 9,611 untrimmed egocentric videos (24-minute duration on average), accompanied with a total of 3.85M timestamped narrations from Ego4D (Grauman et al. 2022). Since these timestamps indicate the occurrence of a new action (*i.e.*, the start time), to estimate the duration of each action, we take the timestamp of the subsequent narration as the end time. Specifically, we segment the raw videos into non-overlapping 3-minute clips. Each clip and the corresponding narrations are denoted as \mathcal{V} and $\mathcal{N} = \{N_i\}_{i=1}^{|\mathcal{N}|}$.

4.2 Mining Multi-Hop QA from Narrations

We propose to mine the multi-hop VidQA triplets from action scene graphs for each long-form video, which provide temporally evolving object descriptions, human-object relationships, and the progression of actions over time. (Ji et al. 2020; Yang et al. 2023; Rodin et al. 2024).

To build action scene graphs, we use the syntax tree of each narration to identify the specific nodes, involving actions, objects, locations and people. We then search for structures where a single node recurs over time, but connects with different neighbouring nodes across various scenes, since these structures are likely to contain the multi-hop reasoning queries. The detailed procedure is outlined below.

Narration Syntax Tree \rightarrow Action Scene Graph. We use spaCy (Honnibal et al. 2020) to parse each narration and

extract the basic nodes, including **actions** (*verb*), **direct objects** (*dobj*), and **prepositional objects** (*pobj*) along with their modifiers. For instance, “C puts the cooking pot on the counter top” can be parsed into {**put**, **cooking pot**, **counter top**} as three nodes with distinct syntactic attributes.

Searching Scattered Recurrence in Graph. We then focus on a node u that recurs sporadically throughout the entire set of narrations \mathcal{N} . The minimum and maximum recurrence times for the selected node u are denoted as t_{min} and t_{max} , respectively, which determines the number of time intervals involved in the question. We extract the narrations related to the specific node u from \mathcal{N} , denoted as \mathcal{N}_u . These narrations, though focused on node u , describe different action scenes, making them potential candidates for multi-hop triplet generation in Stage III.

4.3 QA Generation & Filtering with LLM

Based on the nodes’ syntactic attributes, we use different in-context learning examples to guide the LLM-based QA generation processes. The resulting multi-hop questions are divided into six categories, involving repeated activities, multiple actions, multiple objects, multiple locations/people, event composition, and event comparison. The detailed prompts and question examples are presented in the Supplementary Material. Formally, for the selected narrations \mathcal{N}_u , the triplet is generated with prompt (\mathcal{P}), denoted as:

$$\{(\mathcal{Q}, \mathcal{A}, \mathcal{T})\} = \text{LLM}(\mathcal{P}; \mathcal{N}_u) \quad (2)$$

After the automated generation, we use an LLM to filter out unreasonable QA pairs, resulting in 4,412 clips with 14,397 triplets. We utilize GPT-4o for both generation and filtration processes due to its superior capabilities.

4.4 Manual Check & Refinement

To construct a benchmark, we select 380 clips with 1,208 triplets and hire 12 graduate students majoring in computer vision, to validate the clarity of the data and further refine the temporal annotations. As a result, we obtain 360 clips with 1,080 triplets, which form the final benchmark, termed as **MULTIHOP-EGOQA**. The annotation details and benchmark statistics are provided in the Supplementary Material.

5 GeLM: A Baseline Method for MH-VidQA

Existing models for video question answering typically provide answers without supporting temporal evidence, or are restricted to identifying a single time interval. Here, we propose a novel architecture, termed as **GeLM: Grounding Scattered Evidence with Large Language Model for Multi-Hop Video Question-Answering**. As depicted in Fig. 3, our model primarily comprises a multi-modal large language model and a grounding module, with special grounding tokens ($\langle T \rangle \langle /T \rangle$) indicating the time span of the enclosed key information in the response.

5.1 Visual-language Encoding Module

Given the video clip with L frames and the associated question, we first adopt a frozen visual encoder to extract the

visual features. The given question is tokenized and transformed into textual embeddings, while the visual features are projected into visual embeddings with the same dimension through a linear projector:

$$\mathbf{x}_v = \phi_{\text{proj}}(\Phi_{\text{v-enc}}(\mathcal{V})), \quad \mathbf{x}_q = \phi_{\text{emb}}(\mathcal{Q}) \quad (3)$$

where $\mathbf{x}_v \in \mathbb{R}^{L \times D}$, $\mathbf{x}_q \in \mathbb{R}^{Q \times D}$ denote the computed embeddings for visual and question respectively.

5.2 Multi-modal Large Language Model

The visual and textual embeddings are then fed into a multi-modal large language model:

$$\{\mathbf{h}_v, \mathbf{h}_q, \mathbf{h}_a\} = \text{MLLM}([\mathbf{x}_v : \mathbf{x}_q]) \quad (4)$$

where $\mathbf{h}_v, \mathbf{h}_q, \mathbf{h}_a$ represent the hidden states of the input frames, question, and the output response respectively. The answer texts $\hat{\mathcal{A}}$ are then decoded using a linear head on \mathbf{h}_a .

Grounding Tokens. Inspired by approaches that enable MLLMs to segment visual entities (Lai et al. 2024; Zhang et al. 2024c; Yan et al. 2024), we expand the vocabulary by adding grounding token pairs, i.e., $\langle T \rangle \langle /T \rangle$, which indicate the start-end time span. As illustrated in Fig. 3, when the MLLM needs to ground the temporal evidence for its response, the relevant part of the response is enclosed by $\langle T \rangle$ and $\langle /T \rangle$. We concatenate the last-layer hidden states of each pair, i.e., $\langle T1 \rangle$ and $\langle /T1 \rangle$, ..., $\langle Tk \rangle$ and $\langle /Tk \rangle$ along the channel dimension to form a single grounding query vector, resulting in K grounding queries $\mathbf{H}_g \in \mathbb{R}^{K \times 2D}$. Note that, the value of K can vary for different responses. These queries are then processed through the grounding module, which interacts with the visual hidden states $\mathbf{h}_v \in \mathbb{R}^{L \times D}$.

5.3 Evidence Grounding Module

To ground the time spans that support the answer, we design an evidence grounding module that processes a variable number of grounding queries and predicts the corresponding temporal proposals in the video: $\hat{\mathcal{T}} = \{[s_i, e_i]\}_{i=1}^{|\hat{\mathcal{T}}|}$.

We begin by projecting the hidden states of frames \mathbf{h}_v and grounding queries \mathbf{H}_g into the same dimension C :

$$\mathbf{w}_v = \phi_v(\mathbf{h}_v) \in \mathbb{R}^{L \times C}, \quad \mathbf{w}_g = \phi_g(\mathbf{H}_g) \in \mathbb{R}^{K \times C} \quad (5)$$

Following this, two separate branches are used to predict the temporal evidence for the answer: the saliency branch and the similarity branch, as depicted in Fig. 3. The saliency branch utilizes a self-attention mechanism across all visual features and grounding tokens to identify all temporal evidence for the question holistically. The similarity branch calculates the visual-textual similarity between each grounding query and all visual features, to determine the time spans for each part of the response in a fragmented manner.

Saliency branch. As illustrated in Fig. 3, the saliency branch utilizes three Transformer Encoder layers as the temporal aggregator, to fuse information between grounding queries and visual hidden states:

$$\{\mathbf{o}_v, \mathbf{o}_g\} = \Phi_{\text{temp-agg}}([\mathbf{w}_v : \mathbf{w}_g]) \quad (6)$$

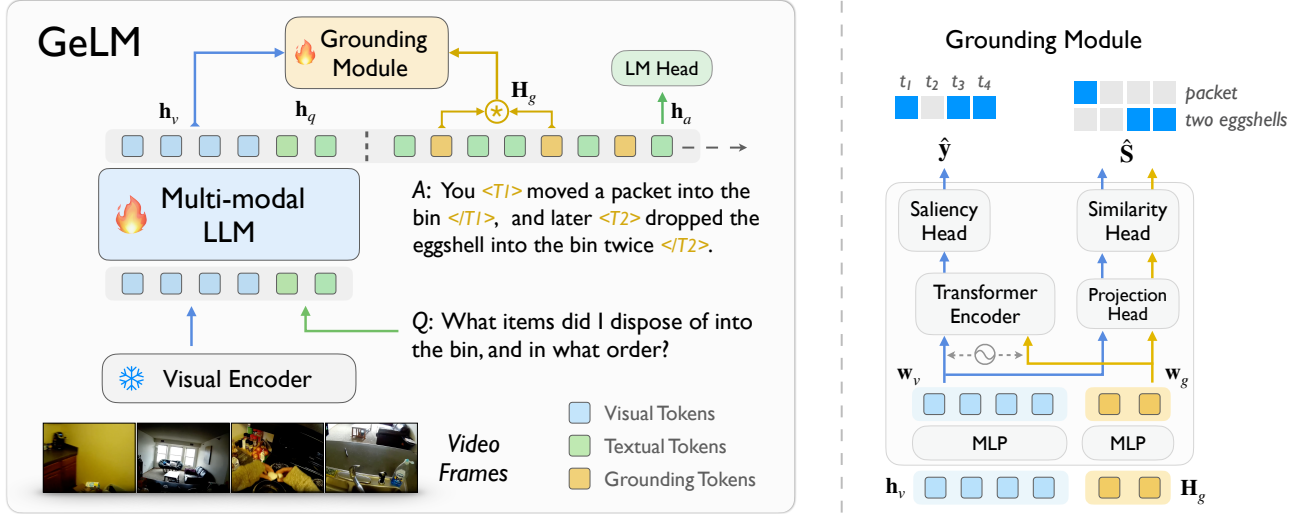


Figure 3: **Overview of the proposed architecture.** GeLM can generate grounding token pairs, *i.e.*, $\langle T \rangle \langle /T \rangle$, in the response of a multi-modal large language model, which denote the start and end times of the enclosed statement. These grounding tokens are then processed by visual hidden states to the ground multiple time spans that provide evidence supporting the answer.

The predicted saliency score $\hat{\mathbf{y}} \in \mathbb{R}^L$ is derived through the saliency head $\phi_{\text{saliency}}(\cdot)$ and the sigmoid function $\sigma(\cdot)$:

$$\hat{\mathbf{y}} = \sigma(\phi_{\text{saliency}}(\mathbf{o}_v)) \quad (7)$$

where a higher score indicates a higher probability that each frame serves as visual evidence for the question-answering. The saliency head $\phi_{\text{saliency}}(\cdot)$ consists of two Conv1D layers with ReLU activation.

Similarity branch. Apart from predicting the saliency, we also aim to determine the time spans of key information enclosed by each grounding token pair separately, represented as a similarity matrix $\hat{\mathbf{S}} \in \mathbb{R}^{K \times L}$ between K grounding queries and L frames. Specifically, we project the hidden states with a linear layer,

$$\mathbf{z}^v = \psi_{v\text{-proj}}(\mathbf{w}_v), \quad \mathbf{z}^g = \psi_{g\text{-proj}}(\mathbf{w}_g) \quad (8)$$

and compute the cosine similarity matrix:

$$\hat{S}_{ij} = \frac{\mathbf{z}_i^g \cdot \mathbf{z}_j^v}{\|\mathbf{z}_i^g\| \cdot \|\mathbf{z}_j^v\|} \in [-1, 1] \quad (9)$$

where a higher value of value of \hat{S}_{ij} indicates that the j -th frame is more relevant to the i -th grounding query.

Proposal generation strategy. During inference, to generate temporal proposals ($\hat{\mathcal{T}}$), we apply the following post-processing. Utilizing the saliency score vector $\hat{\mathbf{y}} \in \mathbb{R}^L$, we set a threshold at 70% of the maximum saliency score. Timestamps with scores above this threshold are merging into time spans.

Leveraging the similarity matrix $\hat{\mathbf{S}} \in \mathbb{R}^{K \times L}$, we apply an average pooling kernel with a size of 3 and a stride of 1 to smooth the values. Then we perform a softmax function along each row to get positive scores. Since each row vector $\hat{\mathbf{S}}_{k,:} \in \mathbb{R}^L$ in the matrix represents the predicted temporal relevance for the k -th grounding query, we apply the same

thresholding method to each row and take the union of the results to obtain a set of proposals.

Training objective. For question answering, the cross entropy loss $\mathcal{L}_{\text{CE}}(\hat{\mathcal{A}}, \mathcal{A})$ is utilized for next token prediction. For evidence grounding, given the ground truth binary saliency labels $\mathbf{y} \in \{0, 1\}^L$, we use binary cross entropy as loss function: $\mathcal{L}_{\text{BCE}} = -\frac{1}{L} \sum_{i=1}^L -y_i \log \hat{y}_i$. With the ground truth binary similarity matrix $\mathbf{S} \in \{0, 1\}^{K \times L}$, we adopt the Multiple Instance Learning NCE (MIL-NCE) loss (Miech et al. 2019) for contrastive learning:

$$\mathcal{L}_{\text{NCE}} = -\frac{1}{K} \sum_{i=1}^K \log \frac{\sum_{j=1}^L \mathbf{S}_{ij} \exp(\hat{S}_{ij}/\tau)}{\sum_{j=1}^L \exp(\hat{S}_{ij}/\tau)} \quad (10)$$

where τ denotes temperature. i, j correspond to i -th grounding query and j -th frame, respectively. The final loss is a weighted sum of the above losses: $\mathcal{L} = \mathcal{L}_{\text{CE}} + \lambda_{\text{BCE}} \mathcal{L}_{\text{BCE}} + \lambda_{\text{NCE}} \mathcal{L}_{\text{NCE}}$.

6 Experiments

In this section, we first describe the metrics for our benchmark, **MULTIHOP-EGOQA**, and then evaluate the performance of existing approaches. Next, we employ instruction tuning with the automatically constructed dataset, to establish a strong baseline for the multi-hop VidQA task. Lastly, we show that our method also achieves state-of-the-art performance on the existing public single-hop VidQA task.

6.1 Evaluation Metrics

We evaluate the performance of question answering and evidence grounding separately on **MULTIHOP-EGOQA**.

Question answering. To evaluate open-ended answers, we use GPT-4o as the primary evaluator for scoring, as it more closely aligns with human judgment and is widely adopted

Methods	Mode	Input	Temporal Grounding				Question Answering	
			mIoP	mIoG	IoU@0.3	mIoU	Sent. Sim.	Score (10 ↑)
Human	-	-	71.8	81.0	87.0	61.8	74.3	7.5
GPT-4o (OpenAI 2024)	z.s.	60 frames	18.9	24.4	12.0	12.2	73.7	5.4
<i>End-to-End MLLMs</i>								
InternVL2-8B (Chen et al. 2024b)	z.s.	30 frames	11.8	24.0	6.3	6.6	71.9	4.5
LLaVA-NeXT-Video-7B (Zhang et al. 2024b)	z.s.	32 frames	-	-	-	-	62.1	4.2
TimeChat-7B (Ren et al. 2024)	z.s.	96 frames	10.2	5.6	3.0	3.6	58.9	3.3
VTimeLLM-7B (Huang et al. 2024a)	z.s.	100 frames	12.4	28.2	8.8	9.2	70.5	4.3
<i>Pipeline: Caption Module → LLM (QA + Grounding)</i>								
LLaVa-NeXT-7B → Llama-3.1-8B	z.s.	180 frames	21.4	22.3	10.1	9.7	63.6	3.5
GeLM-7B (Ours)	<i>f.t.</i>	180 frames	23.7	41.0	18.2	16.7	75.0	4.8

Table 2: **Performance of various multi-modal models on MULTIHOPEGOQA.** The **best** and **second-best** performances of the metrics are highlighted. ‘z.s.’ and ‘f.t.’ refer to zero-shot and fine-tuning, respectively. Existing approaches of various types fall short of human performance on this challenging task. To bridge this gap and set a new baseline, we have trained our proposed architecture using automatically constructed visual instruction tuning data.

for assessment purposes (Chiang and Lee 2023; Zheng et al. 2024). We also report the average Sentence Similarity (Sent. Sim.) between the ground truth answers and the predicted answers (Reimers and Gurevych 2019). For time-related questions, we exclude them from metrics of answering, as they can be accurately evaluated with localization metrics.

Evidence localization. Given the m predicted non-overlap time spans: $\hat{\mathcal{T}} = \{\hat{T}_1, \hat{T}_2, \dots, \hat{T}_m\}$ and the ground truth consisting of n spans: $\mathcal{T} = \{T_1, T_2, \dots, T_n\}$ for each video, IoU (Intersection over Union) is computed as follows:

$$\text{IoU}(\mathcal{T}, \hat{\mathcal{T}}) = \frac{\sum_{i=1}^m \sum_{j=1}^n |\hat{T}_i \cap T_j|}{\left| \bigcup_{i=1}^m \hat{T}_i \cup \bigcup_{j=1}^n T_j \right|} \quad (11)$$

This can be seen as an extension of the IoU between two intervals, measuring the Jaccard Distance between two sets of time spans. Subsequently, the mean IoU (mIoU) is determined by averaging the IoU values across the entire test set. Additionally, we calculate the proportion of videos with an IoU exceeding 0.3, designated as IoU@0.3. Similar to precision and recall, we compute mIoP and mIoG by averaging Intersection over Prediction (IoP) and Intersection over Ground Truth (IoG), replacing the denominator in Eq. (11) with $\left| \bigcup_{i=1}^m \hat{T}_i \right|$ and $\left| \bigcup_{j=1}^n T_j \right|$, respectively.

6.2 Evaluation on MULTIHOPEGOQA

In this section, we evaluate several latest multi-modal models on **MULTIHOPEGOQA**, exploring their abilities of multi-hop reasoning and temporal grounding.

Human and advanced proprietary model. Initially, we invite participants (different from annotators in the curation pipeline) to assess human performance on this task. We randomly sample 10% of the test split and request participants to answer the questions and localise relevant time spans. Additionally, we evaluate the advanced proprietary model, GPT-4o, by leveraging its visual capabilities with uniformly

sampled frames from the video clip, to perform answering and grounding.

End-to-end models. We conduct investigations across various popular MLLMs, including Image LLM (InternVL2-8B), Short Video LLM (LLaVA-NeXT-Video-7B), and Long Video LLMs (TimeChat-7B, VTimeLLM-7B).

Multi-stage pipeline. To explore the effectiveness of dense captioning for *MH-VidQA*, we adopt a multi-stage pipeline, consisting of an image caption module, followed by an LLM. The captions of sampled frames with timestamps will be utilized by the LLM for answering and grounding.

Overall Results. From experiments presented in Tab. 2, we can draw the following observations: 1) *Both the proprietary model and open-source multi-modal LLMs significantly lag behind human performance*, underscoring the current limitations in multi-hop reasoning and grounding capabilities within multi-modal systems. 2) *Reasoning and grounding abilities are disentangled in existing visual systems.* For instance, LLaVA-NeXT-Video is unable to handle requests involving temporal grounding, but can still answer part of questions that do not involve temporal grounding. 3) *Instruction-tuning with single-hop data does not guarantee superiority in multi-hop grounding.* For example, despite TimeChat and VTimeLLM have been fine-tuned with temporally aware instructions and multi-turn conversations, the ability to ground multiple intervals for a single query remains limited. 4) *Dense captions do indeed help temporal grounding, but errors may cascade.* Although captioning at per second provides explicit temporal information for grounding, errors in the captioning process are difficult to correct through the subsequent stages. **We recommend that readers refer to the evaluation details and additional qualitative results in the Supplementary Material.**

6.3 A Baseline Method for MULTIHOPEGOQA

In the following section, we propose a new baseline for this challenging task and conduct ablation experiments to evalu-

Training Loss	Strategy	Temporal Grounding		QA
		IoU@0.3	mIoU	Score \uparrow
\mathcal{L}_{CE}	-	-	-	4.7
$+\mathcal{L}_{BCE}$	Saliency	13.8	14.2	4.7
$+\mathcal{L}_{NCE}$	Similarity	14.1	13.4	4.6
$+\mathcal{L}_{NCE} + \mathcal{L}_{BCE}$	Saliency	19.2	14.7	4.7
	Similarity	18.2	16.7	4.8

Table 3: **Ablation of the training objective and inference strategy.** The gray shading indicates the default setting.

ate the effectiveness of the automatically constructed training data, and our architectural design for future research.

Implementation Details

Training data. We utilize the triplets generated in our automated pipeline to train the multi-modal LLM and the grounding module. These triplets have been filtered by the LLM, but not manually refined in Stage IV, consisting of 3,156 clips with a total of 10,414 samples.

Architecture. The visual features of MULTI-HOP-EGOQA are extracted with the InternVideo-MM-L-14 (Wang et al. 2022) from 8 frames per second. The large language model employed is Vicuna-7B v1.3 (Chiang et al. 2023). The dimensions of the hidden states for the LLM and the grounding module are 4096 and 1024, respectively.

Training setup. The experiments are conducted using 4 NVIDIA H800 (80GB) GPUs, with a batch size of 32 per device. The model is trained for 10 epochs with a learning rate of 2×10^{-5} , employing a warmup cosine decay strategy.

Ablation Studies

Effect of training objective and inference strategy. We explore the role of each training loss and the effect of the two branches on generating temporal proposals. As shown in Tab. 3, although the saliency branch is unable to distinguish the time interval of each grounding token pair, the binary cross entropy loss tends to benefit the temporal grounding, improving the performance of the similarity branch, with IoU@0.3 increasing from 14.1 to 18.2, and mIoU from 13.4 to 16.7. Correspondingly, the similarity branch also enhances the inference results of the saliency branch, demonstrating the complementarity of both branches.

Effect of the visual instruction-tuning data. To validate the effectiveness of our data curation pipeline for mining large-scale multi-hop VidQA data, we utilize the automatically collected instructions to fine-tune a pre-trained Video LLM, *e.g.*, TimeChat, and evaluate on MULTI-HOP-EGOQA. As Tab. 4 shows, visual instruction tuning enhances the multi-hop reasoning and grounding abilities of TimeChat, demonstrating the effectiveness of constructed data. Additionally, we trained our **GeLM** model by varying percentages of data, while maintaining the same number of iterations to explore the effect of the data scale. The continuous performance improvement from the increased data volume demonstrates the potential of our automated pipeline to collect large-scale data and enhance model capabilities.

Method	Training Data	Temporal Grounding		QA
		IoU@0.3	mIoU	Score \uparrow
TimeChat	\times	3.0	3.6	3.3
	100%	8.6	8.1	4.4
	25%	13.0	11.3	4.6
Ours	50%	16.7	16.1	4.7
	100%	18.2	16.7	4.8

Table 4: **Effect of the instruction-tuning data.** We explore on both the pre-trained model and our proposed architecture.

6.4 On Existing Single-Hop VidQA Benchmark

Dataset and metrics. In addition to our multi-hop benchmark, we validate the effectiveness of our method on the public single-hop VidQA benchmark (Huang et al. 2024b), which contains 229 question-answer pairs across 160 videos. For this benchmark, the temporal grounding metrics are mIoU and Precision@0.5 (P@0.5), with the latter measuring the percentage of predictions with an IoU over 0.5. Additionally, the GPT-4 Relative Score (R. Score) is computed for evaluating the predicted explanations.

Comparison. In the existing state-of-the-art method, for example, LITA (Huang et al. 2024b) adds special time tokens into the vocabulary to process temporal grounding as a next-token prediction task on this benchmark. As shown in Tab. 5, our architecture significantly exceeds LITA with both temporal grounding branches after fine-tuning.

Model	Strategy	Temporal Grounding		QA
		mIoU	P@0.5	R. Score \uparrow
LITA-7B	Time Token	24.1	21.2	44.0
LITA-13B	Time Token	28.6	25.9	46.3
Ours-7B	Saliency	31.8	28.2	45.3
Ours-7B	Similarity	35.4 \uparrow 11.3	31.0 \uparrow 9.8	45.1 \uparrow 1.1

Table 5: **Comparison with the state-of-the-art method on ActivityNet-RTL**, a public single-hop VidQA benchmark.

7 Conclusion

To conclude, we have initiated the *MH-VidQA* task for long-form egocentric video understanding. To acquire the associated dataset, we have devised an automated pipeline to mine large-scale multi-hop QA triplets, a subset of which are subsequently validated and refined manually, resulting in a new benchmark. Existing multi-modal systems demonstrate improvement in multi-hop reasoning abilities after training on the automatically collected data, but they still struggle to ground temporal evidence for their responses effectively due to weak temporal perception. To bridge this gap, we have proposed a novel model capable of answering multi-hop questions and concurrently grounding scattered visual clues, which establishes a baseline for this challenging task after visual instruction tuning. Our method also achieves state-of-the-art performance on the public single-hop VidQA benchmark, further underscoring its effectiveness.

Grounded Multi-Hop VideoQA in Long-Form Egocentric Videos

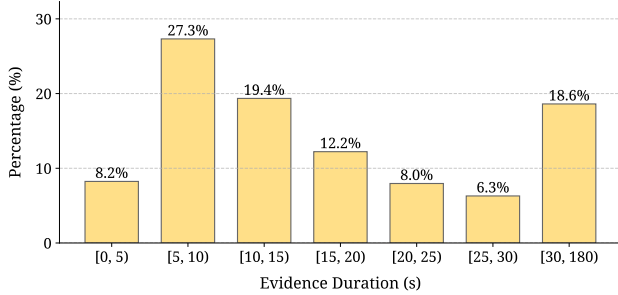
Supplementary Material

A Benchmark Details

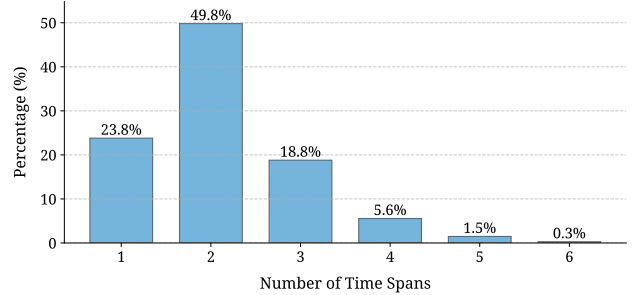
This section provides additional statistical details about the proposed benchmark, **MULTIHOP-EGOQA**, outlines the question types categorized by human annotators, details the automated pipeline rules and prompts for generating and filtering question-answer-evidence triplets, and introduces the user interfaces for human annotation and participant evaluation.

A.1 Additional Statistics

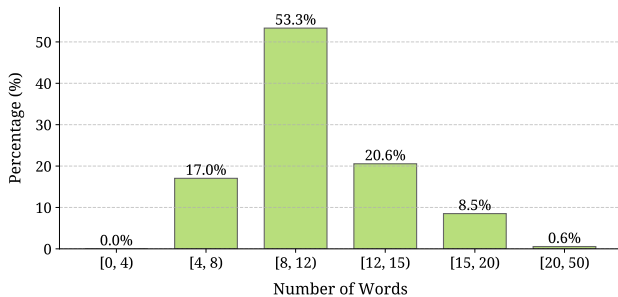
As illustrated in Figure 4, we present a statistical analysis of **MULTIHOP-EGOQA**, encompassing the duration of temporal evidence, the number of time spans involved in the questions, and the distribution of word counts in both questions and answers. Our calculations reveal that the average duration of temporal evidence is 19.5 seconds, with half of the instances lasting less than 15 seconds. The average number of time spans, or “hops”, is 2.1, with a maximum of 6 hops observed. Furthermore, the average word counts for questions and answers are 10.3 and 14.4, respectively, reflecting a notable level of complexity.



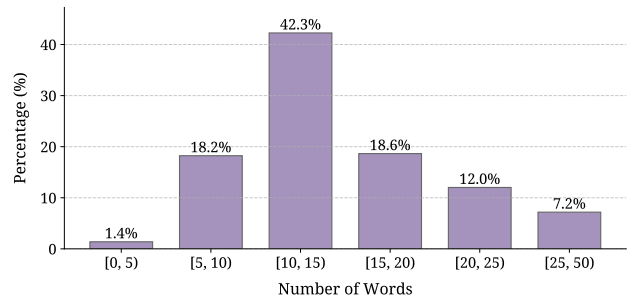
(a) Histogram of temporal evidence duration.



(b) Histogram of time span counts.



(c) Histogram of question word counts.



(d) Histogram of answer word counts.

Figure 4: Visualization of **MULTIHOP-EGOQA** statistics.

A.2 Multi-Hop Question Categories

As shown in Table 6, the questions in **MULTIHOP-EGOQA** are manually categorized into six groups: repeated activities, multiple actions, multiple objects, multiple locations/people, event composition, and event comparison. Notably, all these visual questions require gathering information from multiple time intervals and reasoning across them to provide accurate answers. The temporal distribution of these time spans can be scattered and distant. The question format follows the NLQ task style in Ego4D but covers a broader range of scenarios.

ID	Category	Question	Answer
A (39.6%)	Repeated Activities	How many times did I open the fridge?	You $\langle T_1 \rangle$ opened the fridge $\langle /T_1 \rangle$ three times.
B (22.4%)	Multiple Actions	What item did I take out of the fridge and later put back during the video?	You $\langle T_1 \rangle$ took out a conical flask $\langle /T_1 \rangle$ and then $\langle T_2 \rangle$ put it back $\langle /T_2 \rangle$.
C (17.9%)	Multiple Objects	What items did I rinse besides my hand?	You rinsed $\langle T_1 \rangle$ the carrot $\langle /T_1 \rangle$, $\langle T_2 \rangle$ the tomato $\langle /T_2 \rangle$, and $\langle T_3 \rangle$ the potato peeler $\langle /T_3 \rangle$.
D (6.7%)	Multiple Locations / People	Where did I put the phone?	You put the phone $\langle T_1 \rangle$ on the kitchen counter $\langle /T_1 \rangle$ and later $\langle T_2 \rangle$ on the dining table $\langle /T_2 \rangle$.
		How many people did I talk to?	Two. You talked to $\langle T_1 \rangle$ lady X $\langle /T_1 \rangle$ and $\langle T_2 \rangle$ lady Y $\langle /T_2 \rangle$.
E (10.3%)	Event Composition	What did I do after opening the box?	You $\langle T_1 \rangle$ put the toys in $\langle /T_1 \rangle$, and the second time $\langle T_2 \rangle$ took out candles $\langle /T_2 \rangle$.
F (3.1%)	Event Comparison	Did I wash my hands first or rinse the washing pad?	No. You $\langle T_1 \rangle$ rinsed the washing pad $\langle /T_1 \rangle$ between $\langle T_2 \rangle$ washing your hands twice $\langle /T_2 \rangle$.

Table 6: Examples of each category in MULTIHOP-EGOQA. Each pair of special tokens $\langle T \rangle \dots \langle /T \rangle$ represents the time intervals of the enclosed referent. ‘Event Composition’ refers to questions that involve both multiple **actions** and multiple **objects**.

A.3 Details of the Automated Pipeline

Rule-based Filtering. As described in the main paper, we filter video clips based on the following criteria: (i) those with the number of narrations greater than 60 or smaller than 30, (ii) those where the time span between the first narration and last narration is less than 150s. This filtering ensures that the narrations of clips are detailed and have balanced temporal granularity. We select nodes u with recurrence times smaller than $t_{\max} = 5$ and greater than $t_{\min} = 2$. Additionally, the time span of the selected narrations \mathcal{N}_u should exceed 10s to ensure the distinctness of multiple time intervals.

The prompt for LLM-based Generation and Filtration. In Table 7 and Table 8, we present the prompts used for generating and filtering multi-hop VidQA triplets, utilizing gpt-4o-2024-05-13, respectively. In practice, we employ three different generation prompts for the node u , corresponding to the attributes *verb*, *obj* (direct objects), and *pobj* (prepositional objects). We empirically design seven in-context learning examples, to encompass as many specific forms of the selected narration \mathcal{N}_u about the node u as possible.

A.4 Details of the Annotation Procedure

Annotation Interfaces. In Figure 5a, we present the annotation interface developed for human annotators to validate the triplets generated and filtered by GPT-4o, as well as to refine the time intervals for reasonable question-answer pairs. Figure 5b shows the interface designed for participants different from previous annotators, to watch the video clip with the accompanying questions. These participants are required to answer the question and localise the time spans that support their answers. The results are then used to assess the human performance of answering and grounding on the Multi-Hop VidQA task.

Annotation Guidelines. The detailed guidelines, as illustrated in the interface of Figure 5a, are outlined as follows:

Annotation Background: For a 3-minute video, there are several QAs to be annotated. Each QA includes a question, an answer, the corresponding time range in the video for the answer, and the question type. Each QA already has annotations based on GPT-4o, and the task is to modify or filter these annotations. Specifically:

1. For each QA, first check if the question and answer are reasonable based on the video content.
2. Each key action or information mentioned in the answer should be enclosed with a pair of delimiters $\langle T \rangle \langle /T \rangle$, representing the time interval it occurs in the video. Note that each action may appear in a single time period $[s, e]$ or repeatedly in multiple time periods $[[s_1, e_1], \dots, [s_n, e_n]]$ (units in seconds, $0 \leq s \leq e \leq 179$).
3. Annotate the type of QA based on the examples in the table (A, B, ..., F). If there is a significant discrepancy between the question and answer, mark it directly as U, representing ‘Unusable’.
4. When the question directly asks for the timing of an event (When did I ...?), the answer should always be $\langle T \rangle \langle /T \rangle$. For this case, only ensure that the temporal annotation is correct.

Thank you for participating!

System Prompt

You are a helpful assistant designed to output JSON.

User:

I want you to act as a teacher in a class called 'Video Understanding'. I will provide video action descriptions with timestamps, and your task is to generate one question-and-answer (QA) pair for your students.

- Create questions that require integrating information from more than one provided action description to answer.
- Ensure the question is specific and concrete, not general. Ensure the question does not contain any timestamp.
- Ensure the answer is undisputedly right to your question. Provide concise sentences for the answer.
- Enclose the mentioned action or objects in your answer between two paired special tokens (e.g., <T1> and </T1>, <T2> and </T2>, ...), and next output the time span of each enclosed information according to descriptions with timestamps.
- When the input action descriptions are similar (like only the hand used is different), directly ask about the time spans of the action (When did I ...?). The answer should include only special tokens when directly asking about time spans (e.g., Example 4).
- Merge the same, similar or continuous action in your answer and their time span. (e.g., Example 3).

Here are examples of the input descriptions with timestamps, and the output QA pair:

Example 1:

User:

start, end, description

92, 94, C talks with lady B.

96, 97, C talks with lady B.

167, 173, C talks with lady X.

176, 179, C talks with lady X.

Assistant:

{ 'Question': 'Who did I talk with?',

'Answer': 'You <T1> talked with two ladies including <T1> lady B </T1> and <T2> lady X </T2>.',

'Time span': { '<T1>': [92, 97], '<T2>': [167, 179] }}

Example 2:

User:

start, end, description

22, 23, C places the syringe on the table.

27, 28, C places the container in the machine.

149, 150, C places the syringe on the counter.

163, 174, C places the container on the counter.

Assistant:

{ 'Question': 'Where did I place the syringe on during the video?',

'Answer': 'You <T1> placed the syringe on the table </T1> and <T2> on the counter </T2>.',

'Time span': { '<T1>': [22, 23], '<T2>': [149, 150] }}

Example 3:

...

Now, it's your turn and let's think step by step. Based on the following descriptions with timestamps to generate one required QA pair:

User:

start, end, description

<start>, <end>, <narration>

...

Assistant:

Table 7: Prompt for GPT-4o to generate multi-hop VidQA triplets. This prompt is designed for the **action** node (e.g., **talk** of example 1, and **place** of example 2). The remaining five examples are omitted due to space constraints.

System Prompt

You are a helpful assistant designed to output JSON.

User:

I will provide a QA pair that tests students' understanding of an egocentric video, focusing on activities featured in the video. The question require student to integrate information from more than one time span to answer. Your task is to evaluate whether the QA is reasonable. Specifically, analyze if any of the following issues are present:

1. The question is too vague, ambiguous or general.
2. Given the answer, the question is not natural or well-defined.
3. The question involves ambiguous actions like 'what did I touch,' which can have various degrees of interpretation (e.g., holding vs. briefly touching). The similar verbs include 'check', 'inspect', 'adjust', etc.

For each input QA, you first need to output whether it is reasonable, and then provide the rationale for your judgement. In your output, 0 indicates the QA is reasonable, and 1 indicates the QA is unreasonable.

Examples of reasonable QAs:

Example 1:

Input: {'Q': 'Where did I place the syringe during the video?', 'A': 'You placed the syringe on the table and on the counter.'}

Output: {'Judgement': 0, 'Rationale': 'There are no obvious problems. The answer can be determined only by watching the video.'}

Example 2:

Input: {'Q': 'Did I remove the pan support first or remove dirt from the brush?', 'A': 'You removed the pan support after removing dirt from the brush.'}

Output: {'Judgement': 0, 'Rationale': 'The question and answer are clear and specific, allowing for a well-defined response based on the video content.'}

Example 3:

Input: {'Q': 'What liquid did I pour on the sponge?', 'A': 'You poured water and detergent on the sponge.'}

Output: {'Judgement': 0, 'Rationale': 'The question is well-defined and specific. The answer can be determined only by watching the video and is possibly right to the question.'}

Example 4:

...

Examples of unreasonable QAs:

Example 1:

Input: {'Q': 'What did I remove before the pan support?', 'A': 'You removed dirt from the brush before removing the pan support.'}

Output: {'Judgement': 1, 'Rationale': 'Removing dirt and removing the pan support are two distinct actions despite both involving the verb 'remove.' Grouping them in one question makes it difficult for students to formulate the correct answer.'}

Example 2:

Input: {'Q': 'What objects did I open?', 'A': 'You opened a file, a door, and a bucket.'}

Output: {'Judgement': 1, 'Rationale': 'The question is too broad and vague regarding the verb 'open.' It is challenging for students to categorize opening a door and opening a file as the same type of action.'}

Example 3:

...

Now, it's your turn and let's think step by step. Based on the following descriptions with timestamps to generate one required QA pair:

Input: <QA Sample>

Assistant:

Table 8: Prompt for GPT-4o to preliminarily filter the unreasonable multi-hop VidQA samples, before further manual validation and refinement. The remaining examples are omitted due to space constraints.

Grounded Multi-hop VideoQA Annotation



Annotation Guidelines

Annotation Background: For a 3-minute video, there are several QAs to be annotated. Each QA includes a question, an answer, the corresponding time range in the video for the answer, and the question type. Each QA already has annotations based on GPT-4o, and the task is to modify or filter these annotations. Specifically:

Current Video: 1 / 3

Sample ID: 96e231f7-fa0b-4c08-99c8-3edf6e765cb3_0_180_0

Question:

When did I open the tap with my left hand?

Answer:

<T1></T1>.

Time spans:

{"<T1>": [[41, 43], [75, 77], [131, 131]]}

Category:

A

Sample ID: 96e231f7-fa0b-4c08-99c8-3edf6e765cb3_0_180_1

Question:

What ingredients did I cut with the knife in my right hand?

Answer:

You <T1>cut onion</T1> and <T2>potato on the cutting mat</T2> with the knife in your right hand.

Time spans:

{"<T1>": [[0, 13], [26, 32], [44, 55]], "<T2>": [145, 168]}

Category:

C

(a) Human annotation interface.



Task Description

Please follow these steps to answer the question related to the video:

1. Watch the entire video carefully.
2. Answer the questions based on the video content.
3. Provide the corresponding time intervals to support your answers.
4. Use the "Add More Time Intervals" button if you need to add multiple time intervals.
5. Ensure all fields are filled before submitting the form.

Questions of Video 1:

Q1: What did I put on the chopping board and in the cooking pot?

Answer:

e.g., You cut carrots and peeled off pumpkin skin with the knife.

Supportive Time Intervals:

start: end:

e.g., start: 15, end: 30 (Please convert into seconds.)

Add More Time Intervals

Q2: What tasks did I use the knife for on the chopping board?

Answer:

Supportive Time Intervals:

start: end:

Add More Time Intervals

Submit

(b) Human evaluation interface.

Figure 5: User interfaces for the manual annotation and the evaluation of human performance on MULTIHOPEGOQA.

B Evaluation Details

In this section, we begin by introducing the baseline models which are evaluated in **MULTIHOP-EGOQA**, including multi-modal models and a multi-stage pipeline. Subsequently, we provide the prompts and detailed settings employed in the inference process with these systems. Furthermore, we report their QA performance on additional open-ended answering metrics, some of which are not utilized in **MULTIHOP-EGOQA**, as they may be deemed unsuitable for evaluating long-form answers.

B.1 Baselines and Inference Settings

GPT-4o (OpenAI 2024). We uniformly sample one frame every three seconds from the video clip and leverage the visual perception abilities of gpt-4o-2024-05-13 to simultaneously answer the given question and ground the supporting evidence. Additionally, we employ regular expressions to extract time intervals from the response. The ‘detail’ parameter for the API function is set to ‘low’. The prompt used is presented in Table 10.

InternVL2 (Chen et al. 2024b). InternVL2 is an open-source Multi-modal Large Language Model (MLLM), which supports diverse input modalities and multitask outputs. We utilize the multi-turn conversational ability of InternVL2 to assess its performance in both answering and grounding. Leveraging its capability of multi-image input, we uniformly sampled 30 frames from the video clip. The specific checkpoint we used is OpenGVLab/InternVL2-8B from Hugging Face. The prompt used is presented in Table 11.

LLaVA-NeXT-Video (Zhang et al. 2024b). LLaVA-NeXT-Video is a model that excels in video understanding tasks, leveraging techniques like AnyRes for representing high-resolution images and length generalization for handling long videos. We utilize the checkpoint llava-hf/LLaVA-NeXT-Video-7B-hf from Hugging Face for evaluation. Despite testing multiple prompts, LLaVA-NeXT-Video encounters difficulties in generating time-related responses. As a result, we report only the question-answering metrics for this model. The detailed prompt is presented in Table 12.

TimeChat (Ren et al. 2024). TimeChat is a multimodal large language model designed for long video understanding, featuring a timestamp-aware frame encoder and a sliding video Q-Former, supported by the TimeIT dataset with 125K instances for improved instruction-following. Given that TimeChat has designed specific instruction templates for temporal grounding, we leverage its multi-turn conversational capabilities to first answer the question and then follow its predefined prompt styles to ground the answer. The number of input frames is 96 as default. The detailed prompt is presented in Table 12 and the checkpoint is downloaded from the official GitHub repository.

VTimeLLM (Huang et al. 2024a). VTimeLLM is a Video LLM designed for precise video moment understanding and temporal reasoning, employing a three-stage training strategy, namely, feature alignment, temporal-boundary awareness, and enhancement of temporal understanding. We adhere to the multi-turn conversational templates of VTimeLLM, starting with question answering, then followed by grounding the response. By default, 100 frames are sampled as visual input. The detailed prompt is provided in Table 14.

Multi-stage Pipeline. To construct a multi-stage pipeline for multi-hop VidQA, we first employ an image captioning module, llava-hf/llava-v1.6-mistral-7b-hf from Hugging Face, to generate captions for frames uniformly sampled from the video per second, with prompts shown in Table 15. This process yields 180 captions per video. For the reasoning module, we utilize meta-llama/Meta-Llama-3.1-8B-Instruct. The prompts used are similar to those employed for GPT-4o, as shown in Table 16, with the distinction being the input, which consists of either video frames or frame captions.

B.2 Additional Metrics for Evaluating Open-Ended Responses

Methods	Input	Question Answering					
		BLEU-4	METEOR	ROUGE-L	CIDEr	Sent. Sim	Score \uparrow
GPT-4o	60 frames	17.9	21.8	42.8	172.6	73.7	5.4
<i>End-to-End MLLMs</i>							
InternVL2-8B	30 frames	21.0	24.1	43.6	173.6	71.9	4.5
LLaVA-NeXT-Video-7B	32 frames	8.6	21.3	32.0	78.1	62.1	4.2
TimeChat-7B	96 frames	10.3	16.3	32.0	79.7	58.9	3.3
VTimeLLM-7B	100 frames	20.9	24.0	47.3	176.8	70.5	4.3
<i>Pipeline: Caption Module \rightarrow LLM (QA + Grounding)</i>							
LLaVa-NeXT-7B \rightarrow Llama-3.1-8B	180 frames	6.4	16.0	36.8	123.3	63.6	3.5

Table 9: Zero-shot performance comparison on additional open-ended question answering metrics.

As introduced in the main text, we utilize GPT - 4o as the primary evaluator to score the open-ended responses based on the given questions and the corresponding ground truth answers. The specific prompt used for evaluation is presented in Table 17.

Prior studies (Bärmann and Waibel 2022) adopt BLEU-4 (Papineni et al. 2002), METEOR (Banerjee and Lavie 2005) and ROUGE (Lin 2004) as metrics for evaluating short answers within 5 words, which are not suitable for long answers typical of our benchmark. In Table 9, we report the zero-shot performance of multi-modal models on these evaluation metrics. It is important to note that, ‘zero-shot’ means the models have not been explicitly fine-tuned on the training set of **MULTIHOP-EGOQA**, though Ego4D videos or other egocentric videos might be involved in training some of the evaluated models. We observe that only Sentence Similarity (Sent. Sim.) aligns with the judgements of GPT-4o, compared with BLEU-4, METEOR, and ROUGE-L. CIDEr tends to favour responses that paraphrase the question before answering. Specifically, we utilize `all-MiniLM-L6-v2` from the Sentence Transformers library to extract sentence embeddings, following (Di and Xie 2024).

User:

Here is a 3-minute egocentric video recording my activities. I will provide you with frames sampled every 3 seconds from the video. Your task is to answer a specific question based on these frames accurately. Ensure your answer is concise. After answering, list the time intervals related to the question as evidence. Each interval should have a start and end timestamp in seconds (e.g., [[9, 15], [120, 135]]). Note that the duration of the video is 180s and the frames are sampled at 0s, 3s, 6s, ..., 180s. Finally, explain your answer in one sentence.

Here’s an example of the response format:

Question:

How many times did I open the tap?

Answer:

You opened the tap twice.

Evidence:

[[9, 15], [120, 135]]

Rationale:

According to the frames sampled from 9s to 15s, and from 120s to 135s, you opened the tap twice.

Your response should strictly follow the example format, including three parts: Answer, Evidence, and Rationale. Do not add any extra content. Here is the question you need to answer:

###Question:

<Question>

###Frames:

The frame sampled at <Second>s:

<Frame>

...

Assistant:

Table 10: Prompt for GPT - 4o to perform answering and grounding on MULTIHOP-EGOQA.

User:

Frame <Number>: <Image>.

...

You are given an ego-centric video. Please watch the video and answer the following question: <Question>

Assistant:

<Answer>

User:

The frames are sampled uniformly from 0s to 180s, namely at 6s, 12s, ..., 180s. Localize the time spans that semantically match and support your answer of the question. For example, the answer can be deduced from 10s to 25s, and from 140s to 150s.

Assistant:

<Evidence>

Table 11: Prompt for InternVL2 to perform answering and grounding on MULTIHOP-EGOQA.

User:

You are given frames of a video. According to the input frames, answer the following question concisely: <Question>.

Table 12: Prompt for LLaVa-NeXT-Video to perform only answering on MULTIHOPEGOQA. The video inputs are implicitly incorporated with text prompts through function calls.

System Prompt

You are able to understand the visual content that the user provides. Follow the instructions carefully and explain your answers in detail.

User:

Frame <Number>: <Image>.

...

You are given an egocentric video. Please watch the video and answer the following question: <Question>

Assistant:

<Answer>

User:

Detect and report the start and end timestamps of the video segment that semantically matches the textual query <Answer>

Assistant:

<Evidence>

Table 13: Prompt for TimeChat to perform answering and grounding on MULTIHOPEGOQA.

User:

This is a video with 100 frames: <Video>

<Question>

Assistant:

<Answer>

User:

During which frames can we see <Answer> happening in the video?

Assistant:

<Evidence>

Table 14: Prompt for VTimeLLM to perform answering and grounding on MULTIHOPEGOQA.

User:

[INST] <image>

Describe the action in this video frame in one concise sentence. [/INST]

Assistant:

Table 15: Prompt for the caption module in the multi-stage pipeline to caption the visual content of per-second frames.

User:

Here is a video shot from a first-person perspective, recording my activities. I will provide descriptions of each second of the video. Your task is to answer the question I give you based on these video descriptions. Ensure your answer is concise. After answering, provide the time intervals that related to the question-answering as evidence. Evidence is list of intervals (e.g., $[[s_1, e_1], \dots, [s_i, e_i], \dots]$) and each time interval (e.g., $[s_i, e_i], s_i \leq e_i$) consists of one start timestamp and one end timestamp. Note that evidence may include multiple time intervals. Finally, explain your answer in one sentence.

Here is an example format for your response.

###Question

When did I open the tap?

###Answer

You opened the tap from 10s to 20s and 60s to 70s.

###Evidence

$[[10, 20], [60, 70]]$

###Rationale

According to the action descriptions with timestamps, you opened the tap for two times from 10s to 20s and from 60s to 70s.

Here is the video and question you need to review:

###Captions

timestamp, caption

<timestamp>, <caption>

...

###Question

<Question>

Your response should strictly follow the format of given example, including three parts: ###Answer, ###Evidence, and ###Rationale. Do not add any extra content.

Assistant:

Table 16: Prompt for the reasoning module in the multi-stage pipeline to perform answering and grounding, based on the captions with timestamps acquired from the previous stage.

System Prompt

You are a helpful assistant designed to output JSON.

User:

As the instructor of a video understanding course, you have assigned your students to watch a first-person perspective video and answer a question related to its content. Your task is to grade students' answer based on the question and reference answer. Your score should be between 1 and 10, with a higher score indicating a closer match between the student's answer and the reference answer. When grading, consider the following aspects of the student's answer: helpfulness, relevance, accuracy, and level of detail. Provide a brief rationale for your score.

Ensure your response is a dict with 'score' and 'rationale' as keys. For example, $\{\text{'score': 5, 'rationale': '<rationale >'}\}$.

###Question

<Question>

###Reference Answer

<Ground Truth Answer>

###Student Answer

<Predicted Answer>

Assistant:

Table 17: Prompt for GPT - 4o to score open-ended responses based on questions and the associated ground truth answers.

C Additional Experiments

In this section, we present several extended ablation studies and qualitative analysis of the results produced by various models.

C.1 Extended Ablation Studies

Ablation of thresholds for generating temporal proposals. As outlined in the main paper, we utilize a thresholding method to generate temporal proposals based on both the saliency score vector and the similarity score matrix. The threshold value is determined by multiplying a coefficient by the maximum activation value along the time axis. In Table 18a, we analyze the impact of this coefficient, noting that it varies between the saliency score and the similarity score, because the similarity score undergoes temperature scaling before the application of the softmax function, leading to differing coefficient values.

Training on both egocentric and third-view datasets. We train our architecture using both automatically constructed multi-hop triplets and the training split of ActivityNet-RTL. Subsequently, we evaluate the model on **MULTIHOP-EGOQA**, as presented in Table 18b, and on the test split of ActivityNet-RTL, as shown in Table 18c.

Our findings suggest that unified training leads to a slight performance decrease across both benchmarks compared to training them separately. Despite this decline, the unified model outperforms existing methods on both **MULTIHOP-EGOQA** and ActivityNet-RTL. This reduction in performance may be attributed to the distribution gap between QA samples and the differing perspectives of the two datasets. Incorporating additional grounded QA training data from more diverse sources could potentially enhance the model’s generalization capabilities.

Strategy	Coefficient	Temporal Grounding			
		mIoP	mIoG	IoU@0.3	mIoU
Saliency	0.6	24.0	26.7	19.1	15.3
	0.7	24.3	24.3	19.2	14.7
	0.8	24.8	21.9	17.3	14.0
Similarity	0.05	22.2	45.0	17.4	16.3
	0.10	23.7	41.0	18.2	16.7
	0.15	24.8	32.9	16.7	15.8

(a) Ablation of thresholds when inferring on **MULTIHOP-EGOQA**. As detailed in the main text, we determine the threshold for generating temporal proposals by taking the maximum value of the saliency or similarity score for each row vector and multiplying it by a coefficient.

Train Data	#Frames	Temporal Grounding	
		IoU@0.3	mIoU
Ego	180	18.2	16.7
Ego + Third	180	15.3	15.1

(b) Effect of training on mixed data for **MULTIHOP-EGOQA**.

Train Data	#Frames	Temporal Grounding	
		mIoU	P@0.5
Third	100	35.4	35.1
Third	180	33.0	31.6
Ego + Third	180	32.1	27.1

(c) Effect of training on mixed data for ActivityNet-RTL.

Table 18: Extended ablation experiments of training and inferring using **GeLM**.

C.2 Qualitative Analysis

Visualization of outputs from the saliency branch and similarity branch. Given a test video in **MULTIHOP-EGOQA** with the associated query, “What order did I open the fridge and the drawer during the video?”, the response provided by our model is, “You $\langle T_1 \rangle$ opened the fridge $\langle /T_1 \rangle$ before $\langle T_2 \rangle$ opening the drawer $\langle /T_2 \rangle$ ”, which involves two distinct time spans. As depicted in Figure 6, we illustrate the ground truth temporal evidence $\mathcal{T} = \{[71, 78], [89, 92]\}$ in seconds, the saliency score vector $\hat{\mathbf{y}} \in \mathbb{R}^L$ along with each row vector $\hat{\mathbf{S}}_{k,:}$ of the similarity score matrix $\hat{\mathbf{S}} \in \mathbb{R}^{K \times L}$. The saliency branch has generated temporal proposals consisting of two windows globally, while the similarity branch is capable of pinpointing the time spans delineated by each pair of grounding tokens within each row of the similarity matrix.

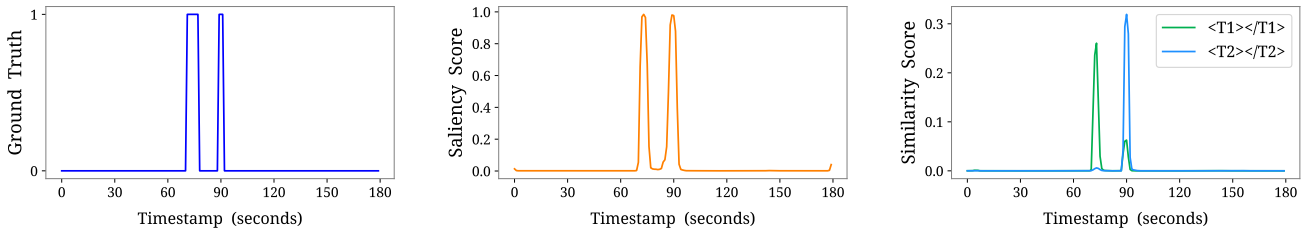


Figure 6: Visualization of the ground truth temporal proposals (*left*), along with the results from the saliency branch (*middle*) and similarity branch (*right*) of the **GeLM** model to provide temporal evidence for a 2-hop question.

Visualization of the evaluation results on MULTI-HOP-EGOQA. We present additional multi-hop VidQA evaluation results of various models along with our proposed method.

As illustrated in Figure 7, when asked, "What types of cabinets did I open during the video?", our **GeLM** model generates the response, "You opened a drawer cabinet and a door cabinet", matching the visual content. Moreover, it precisely identifies the temporal boundaries of both events as visual evidence respectively. In contrast, TimeChat and VTimeLLM offer only a single, imprecise time interval and an ambiguous answer.

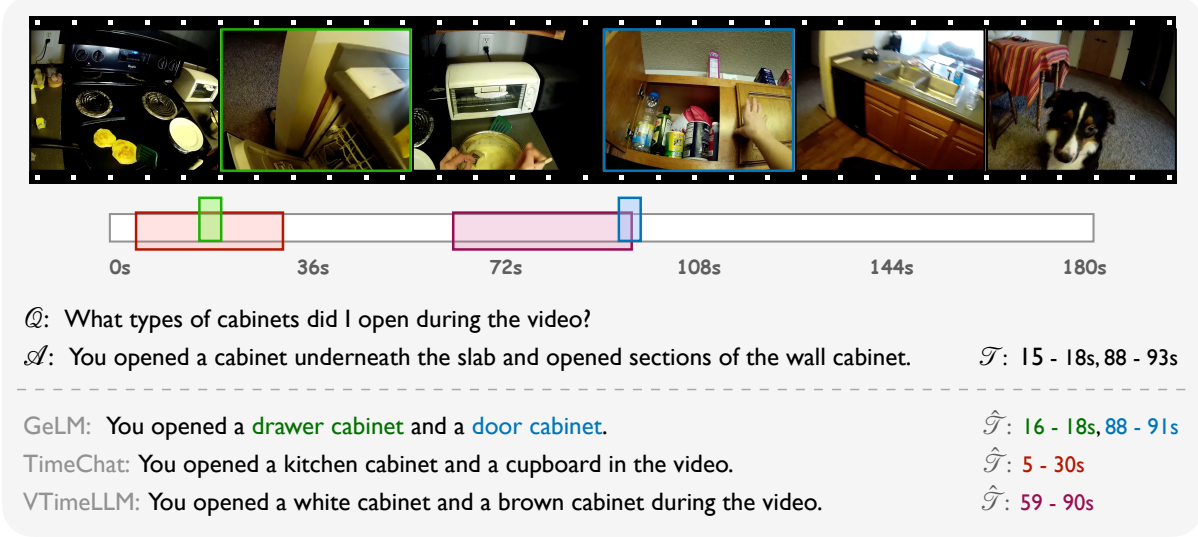


Figure 7: The evaluation example about the 'Multiple Object'.

As shown in Figure 8, when asked the question, "How many times did I close a drawer on the drawer cabinet toolbox during the video?", our model provides the response "You closed the drawer three times", which aligns with the ground truth: "You closed a drawer on the drawer cabinet toolbox three times". Additionally, it accurately identifies the three specific time spans during which this activity occurs. However, InternVL2 generates an incorrect answer and time span, even when prompted that multiple time intervals may exist. Although VTimeLLM correctly identifies the number of times, it can only provide a single time span, a limitation imposed by its instructions during the fine-tuning stage.

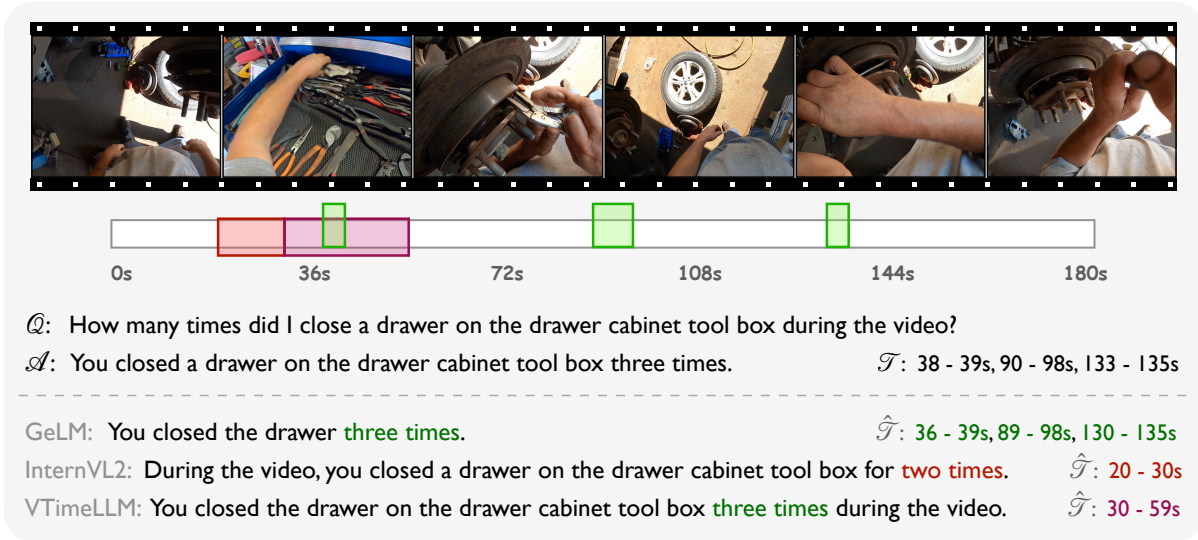


Figure 8: The evaluation example about the 'Repeated Activities'.

D Limitations and Ethical Concerns

Despite the promising results, our proposed method can be improved from three aspects: Firstly, our automated pipeline has the potential for further enhancement, such as integrating additional visual models to improve the accuracy of data construction. Moreover, we suggest extending the application of our automated pipeline to longer videos, and third-person perspective videos, which would better meet the evolving demands of Video LLMs. In addition, similar to the approach of calculating mean Average Precision (mAP) separately for small and large objects in object detection, we may consider differentiating the Intersection over Union (IoU) calculations for longer and shorter intervals to more precisely assess the temporal grounding capabilities of various models. Finally, incorporating general language grounding data during pre-training may further strengthen the generalization capabilities of our baseline method. With regard to ethical considerations, we recognize that the knowledge embedded in large language models may carry biases related to gender, age, geography, or culture.

References

- Achiam, J.; Adler, S.; Agarwal, S.; Ahmad, L.; Akkaya, I.; Aleman, F. L.; Almeida, D.; Altenschmidt, J.; Altman, S.; Anadkat, S.; et al. 2023. GPT-4 technical report. arXiv:2303.08774.
- AI@Meta. 2024. Llama 3 Model Card.
- Alayrac, J.-B.; Donahue, J.; Luc, P.; Miech, A.; Barr, I.; Hasson, Y.; Lenc, K.; Mensch, A.; Millican, K.; Reynolds, M.; et al. 2022. Flamingo: a visual language model for few-shot learning. In *NeurIPS*.
- Ataallah, K.; Shen, X.; Abdelrahman, E.; Sleiman, E.; Zhu, D.; Ding, J.; and Elhoseiny, M. 2024. MiniGPT4-Video: Advancing Multimodal LLMs for Video Understanding with Interleaved Visual-Textual Tokens. arXiv:2404.03413.
- Banerjee, S.; and Lavie, A. 2005. METEOR: An automatic metric for MT evaluation with improved correlation with human judgments. In *ACL Workshop*.
- Bärman, L.; and Waibel, A. 2022. Where did i leave my keys?-episodic-memory-based question answering on egocentric videos. In *CVPRW*.
- Chen, J.-J.; Liao, Y.-C.; Lin, H.-C.; Yu, Y.-C.; Chen, Y.-C.; and Wang, Y.-C. F. 2024a. ReXTime: A Benchmark Suite for Reasoning-Across-Time in Videos. arXiv:2406.19392.
- Chen, Z.; Wang, W.; Tian, H.; Ye, S.; Gao, Z.; Cui, E.; Tong, W.; Hu, K.; Luo, J.; Ma, Z.; et al. 2024b. How far are we to gpt-4v? closing the gap to commercial multimodal models with open-source suites. arXiv:2404.16821.
- Chiang, C.-H.; and Lee, H.-y. 2023. Can Large Language Models Be an Alternative to Human Evaluations? In *ACL*.
- Chiang, W.-L.; Li, Z.; Lin, Z.; Sheng, Y.; Wu, Z.; Zhang, H.; Zheng, L.; Zhuang, S.; Zhuang, Y.; Gonzalez, J. E.; Stoica, I.; and Xing, E. P. 2023. Vicuna: An Open-Source Chatbot Impressing GPT-4 with 90%* ChatGPT Quality.
- Di, S.; and Xie, W. 2024. Grounded Question-Answering in Long Egocentric Videos. In *CVPR*.
- Grauman, K.; Westbury, A.; Byrne, E.; Chavis, Z.; Furnari, A.; Girdhar, R.; Hamburger, J.; Jiang, H.; Liu, M.; Liu, X.; Martin, M.; Nagarajan, T.; Radosavovic, I.; Ramakrishnan, S. K.; Ryan, F.; Sharma, J.; Wray, M.; Xu, M.; Xu, E. Z.; Zhao, C.; Bansal, S.; Batra, D.; Cartillier, V.; Crane, S.; Do, T.; Doulaty, M.; Erapalli, A.; Feichtenhofer, C.; Fragomeni, A.; Fu, Q.; Gebreselasie, A.; Gonzalez, C.; Hillis, J.; Huang, X.; Huang, Y.; Jia, W.; Khoo, W.; Kolar, J.; Kottur, S.; Kumar, A.; Landini, F.; Li, C.; Li, Y.; Li, Z.; Mangalam, K.; Modhugu, R.; Munro, J.; Murrell, T.; Nishiyasu, T.; Price, W.; Puentes, P. R.; Ramazanov, M.; Sari, L.; Somasundaram, K.; Southerland, A.; Sugano, Y.; Tao, R.; Vo, M.; Wang, Y.; Wu, X.; Yagi, T.; Zhao, Z.; Zhu, Y.; Arbelaez, P.; Crandall, D.; Damen, D.; Farinella, G. M.; Fuegen, C.; Ghanem, B.; Ithapu, V. K.; Jawahar, C. V.; Joo, H.; Kitani, K.; Li, H.; Newcombe, R.; Oliva, A.; Park, H. S.; Rehg, J. M.; Sato, Y.; Shi, J.; Shou, M. Z.; Torralba, A.; Torresani, L.; Yan, M.; and Malik, J. 2022. Ego4D: Around the World in 3,000 Hours of Egocentric Video. In *CVPR*.
- Grunde-McLaughlin, M.; Krishna, R.; and Agrawala, M. 2021. AGQA: A Benchmark for Compositional Spatio-Temporal Reasoning. In *CVPR*.
- Ho, X.; Nguyen, A.-K. D.; Sugawara, S.; and Aizawa, A. 2020. Constructing A Multi-hop QA Dataset for Comprehensive Evaluation of Reasoning Steps. In *ACL*.
- Honnibal, M.; Montani, I.; Van Landeghem, S.; Boyd, A.; et al. 2020. spaCy: Industrial-strength natural language processing in python.
- Huang, B.; Wang, X.; Chen, H.; Song, Z.; and Zhu, W. 2024a. Vtimellm: Empower llm to grasp video moments. In *CVPR*.
- Huang, D.-A.; Liao, S.; Radhakrishnan, S.; Yin, H.; Molchanov, P.; Yu, Z.; and Kautz, J. 2024b. LITA: Language Instructed Temporal-Localization Assistant. In *ECCV*.
- Jasani, B.; Girdhar, R.; and Ramanan, D. 2019. Are we asking the right questions in MovieQA? In *ICCVW*.
- Ji, J.; Krishna, R.; Fei-Fei, L.; and Niebles, J. C. 2020. Action genome: Actions as compositions of spatio-temporal scene graphs. In *CVPR*.

Jiang, A. Q.; Sablayrolles, A.; Roux, A.; Mensch, A.; Savary, B.; Bamford, C.; Chaplot, D. S.; Casas, D. d. l.; Hanna, E. B.; Bressand, F.; et al. 2024. Mixtral of experts. *arXiv:2401.04088*.

Lai, X.; Tian, Z.; Chen, Y.; Li, Y.; Yuan, Y.; Liu, S.; and Jia, J. 2024. Lisa: Reasoning segmentation via large language model. In *CVPR*.

Li, J.; Li, D.; Savarese, S.; and Hoi, S. 2023a. Blip-2: Bootstrapping language-image pre-training with frozen image encoders and large language models. In *ICML*.

Li, K.; Wang, Y.; He, Y.; Li, Y.; Wang, Y.; Liu, Y.; Wang, Z.; Xu, J.; Chen, G.; Luo, P.; et al. 2023b. Mvbench: A comprehensive multi-modal video understanding benchmark. *arXiv:2311.17005*.

Lin, C.-Y. 2004. Rouge: A package for automatic evaluation of summaries. In *ACL*.

Lin, K. Q.; Zhang, P.; Chen, J.; Pramanick, S.; Gao, D.; Wang, A. J.; Yan, R.; and Shou, M. Z. 2023. Univtg: Towards unified video-language temporal grounding. In *ICCV*.

Liu, H.; Li, C.; Li, Y.; Li, B.; Zhang, Y.; Shen, S.; and Lee, Y. J. 2024. LLaVA-NeXT: Improved reasoning, OCR, and world knowledge.

Liu, H.; Li, C.; Wu, Q.; and Lee, Y. J. 2023a. Visual Instruction Tuning. In *NeurIPS*.

Liu, Y.; Duan, H.; Zhang, Y.; Li, B.; Zhang, S.; Zhao, W.; Yuan, Y.; Wang, J.; He, C.; Liu, Z.; et al. 2023b. Mmbench: Is your multi-modal model an all-around player? *arXiv:2307.06281*.

Lu, P.; Bansal, H.; Xia, T.; Liu, J.; Li, C.; Hajishirzi, H.; Cheng, H.; Chang, K.-W.; Galley, M.; and Gao, J. 2023. Mathvista: Evaluating mathematical reasoning of foundation models in visual contexts. *arXiv:2310.02255*.

Mangalam, K.; Akshulakov, R.; and Malik, J. 2023. EgoSchema: A Diagnostic Benchmark for Very Long-form Video Language Understanding. In *NeurIPS Datasets and Benchmarks Track*.

Miech, A.; Zhukov, D.; Alayrac, J.-B.; Tapaswi, M.; Laptev, I.; and Sivic, J. 2019. HowTo100M: Learning a Text-Video Embedding by Watching Hundred Million Narrated Video Clips. In *ICCV*.

Mu, F.; Mo, S.; and Li, Y. 2024. SnAG: Scalable and Accurate Video Grounding. In *CVPR*.

OpenAI. 2024. GPT-4o. <https://openai.com/index/hello-gpt-4o/>.

Papineni, K.; Roukos, S.; Ward, T.; and Zhu, W.-J. 2002. Bleu: a method for automatic evaluation of machine translation. In *ACL*.

Patraucean, V.; Smaira, L.; Gupta, A.; Recasens, A.; Markeeva, L.; Banarse, D.; Koppula, S.; Malinowski, M.; Yang, Y.; Doersch, C.; et al. 2024. Perception test: A diagnostic benchmark for multimodal video models. In *NeurIPS*.

Qian, L.; Li, J.; Wu, Y.; Ye, Y.; Fei, H.; Chua, T.-S.; Zhuang, Y.; and Tang, S. 2024. Momentor: Advancing video large language model with fine-grained temporal reasoning. In *ICML*.

Ramakrishnan, S. K.; Al-Halah, Z.; and Grauman, K. 2023. Naq: Leveraging narrations as queries to supervise episodic memory. In *CVPR*.

Reimers, N.; and Gurevych, I. 2019. Sentence-bert: Sentence embeddings using siamese bert-networks. In *EMNLP*.

Ren, S.; Yao, L.; Li, S.; Sun, X.; and Hou, L. 2024. Timechat: A time-sensitive multimodal large language model for long video understanding. In *CVPR*.

Rodin, I.; Furnari, A.; Min, K.; Tripathi, S.; and Farinella, G. M. 2024. Action Scene Graphs for Long-Form Understanding of Egocentric Videos. In *CVPR*.

Sanabria, R.; Caglayan, O.; Palaskar, S.; Elliott, D.; Barrault, L.; Specia, L.; and Metze, F. 2018. How2: A Large-scale Dataset for Multimodal Language Understanding. In *NeurIPS*.

Tapaswi, M.; Zhu, Y.; Stiefelhagen, R.; Torralba, A.; Urtasun, R.; and Fidler, S. 2016. MovieQA: Understanding Stories in Movies through Question-Answering. In *CVPR*.

Trivedi, H.; Balasubramanian, N.; Khot, T.; and Sabharwal, A. 2022. MuSiQue: Multihop Questions via Single-hop Question Composition. In *TACL*.

Wang, Y.; Li, K.; Li, Y.; He, Y.; Huang, B.; Zhao, Z.; Zhang, H.; Xu, J.; Liu, Y.; Wang, Z.; et al. 2022. Internvideo: General video foundation models via generative and discriminative learning. *arXiv:2212.03191*.

Wu, B.; Yu, S.; Chen, Z.; Tenenbaum, J. B.; and Gan, C. 2021. STAR: A Benchmark for Situated Reasoning in Real-World Videos. In *NeurIPS Datasets and Benchmarks Track*.

Xiao, J.; Shang, X.; Yao, A.; and Chua, T.-S. 2021. NExT-QA: Next Phase of Question-Answering to Explaining Temporal Actions. In *CVPR*.

Xiao, J.; Yao, A.; Li, Y.; and Chua, T.-S. 2024. Can i trust your answer? visually grounded video question answering. In *CVPR*.

Xiong, W.; Li, X.; Iyer, S.; Du, J.; Lewis, P.; Wang, W. Y.; Mehdad, Y.; Yih, S.; Riedel, S.; Kiela, D.; et al. 2021. Answering Complex Open-Domain Questions with Multi-Hop Dense Retrieval. In *ICLR*.

Yan, C.; Wang, H.; Yan, S.; Jiang, X.; Hu, Y.; Kang, G.; Xie, W.; and Gavves, E. 2024. VISA: Reasoning Video Object Segmentation via Large Language Models. In *ECCV*.

Yang, J.; Peng, W.; Li, X.; Guo, Z.; Chen, L.; Li, B.; Ma, Z.; Zhou, K.; Zhang, W.; Loy, C. C.; and Liu, Z. 2023. Panoptic Video Scene Graph Generation. In *CVPR*.

Yang, Z.; Qi, P.; Zhang, S.; Bengio, Y.; Cohen, W. W.; Salakhutdinov, R.; and Manning, C. D. 2018. HotpotQA: A dataset for diverse, explainable multi-hop question answering. arXiv:1809.09600.

Yu, Z.; Xu, D.; Yu, J.; Yu, T.; Zhao, Z.; Zhuang, Y.; and Tao, D. 2019. ActivityNet-QA: A Dataset for Understanding Complex Web Videos via Question Answering. In *AAAI*.

Yue, X.; Ni, Y.; Zhang, K.; Zheng, T.; Liu, R.; Zhang, G.; Stevens, S.; Jiang, D.; Ren, W.; Sun, Y.; et al. 2024. Mmmu: A massive multi-discipline multimodal understanding and reasoning benchmark for expert agi. In *CVPR*.

Zhang, J.; Zhang, H.; Zhang, D.; Yong, L.; and Huang, S. 2024a. End-to-End Beam Retrieval for Multi-Hop Question Answering. In *NAACL*.

Zhang, Y.; Li, B.; Liu, h.; Lee, Y. j.; Gui, L.; Fu, D.; Feng, J.; Liu, Z.; and Li, C. 2024b. LLaVA-NeXT: A Strong Zero-shot Video Understanding Model.

Zhang, Y.; Ma, Z.; Gao, X.; Shakiah, S.; Gao, Q.; and Chai, J. 2024c. Groundhog: Grounding large language models to holistic segmentation. In *CVPR*.

Zheng, L.; Chiang, W.-L.; Sheng, Y.; Zhuang, S.; Wu, Z.; Zhuang, Y.; Lin, Z.; Li, Z.; Li, D.; Xing, E.; et al. 2024. Judging llm-as-a-judge with mt-bench and chatbot arena. In *NeurIPS*.

Zhu, D.; Chen, J.; Shen, X.; Li, X.; and Elhoseiny, M. 2023. Minigpt-4: Enhancing vision-language understanding with advanced large language models. arXiv:2304.10592.