

Selective Preference Optimization via Token-Level Reward Function Estimation

Kailai Yang¹ Zhiwei Liu¹ Qianqian Xie² Jimin Huang²
 Erxue Min³ Sophia Ananiadou¹

¹ The University of Manchester ² The Fin AI ³ Baidu Inc.
 {kailai.yang,zhiwei.liu,sophia.ananiadou}@manchester.ac.uk
 {xqq.sincere,erxue.min}@gmail.com;jimin@chancefocus.com

Abstract

Recent advancements in large language model alignment leverage token-level supervisions to perform fine-grained preference optimization. However, existing token-level alignment methods either optimize on all available tokens, which can be noisy and inefficient, or perform selective training with complex and expensive key token selection strategies. In this work, we propose Selective Preference Optimization (SePO), a novel selective alignment strategy that centers on efficient key token selection. SePO proposes the first token selection method based on Direct Preference Optimization (DPO), which trains an oracle model to estimate a token-level reward function on the target data. This method applies to any existing alignment datasets with response-level annotations and enables cost-efficient token selection with small-scale oracle models and training data. The estimated reward function is then utilized to score all tokens within the target dataset, where only the key tokens are selected to supervise the target policy model with a reference model-free contrastive objective function. Extensive experiments on three public evaluation benchmarks show that SePO significantly outperforms competitive baseline methods by only optimizing 30% key tokens on the target dataset. SePO applications on weak-to-strong generalization show that weak oracle models effectively supervise strong policy models with up to $16.8\times$ more parameters. SePO also effectively selects key tokens from out-of-distribution data to enhance strong policy models and alleviate the over-optimization problem.

1 Introduction

The recent development of large language models (LLMs) has focused on aligning model outputs with human intentions and preferences (Ji

et al., 2023). During alignment, LLMs are directly optimized on pairwise data and response-level supervision, where popular methods such as reinforcement learning from human feedback (RLHF) (Ouyang et al., 2022; Stiennon et al., 2020) and direct preference alignment (Rafailov et al., 2024c; Yuan et al., 2023; Meng et al., 2024) only introduce supervision signals at the end of each response. As deriving preference optimization as bandit problems can lead to sub-optimal solutions and unstable training processes (Zhong et al., 2024; Zeng et al., 2024), many works propose to model LLM decoding as token-level Markov Decision Processes (MDP) and introduce step-wise supervision signals that quantify the value of each action, successfully applied in tasks such as instruction following (Zhong et al., 2024; Yoon et al., 2024) and mathematical reasoning (Xie et al., 2024; Chen et al., 2024b; Lai et al., 2024).

Though achieving outstanding performance, most of these methods are optimized on all available tokens from the training dataset. To validate the effectiveness of this setup, in Figure 1, we present the token-level reward accumulations for 1,000 samples from an instruction following dataset (Cui et al., 2023) and a question answering (QA) dataset (Wu et al., 2024), where the token-level rewards are assigned by GPT-4 (Achiam et al., 2023). According to the results, a limited number of tokens with extreme reward values (key tokens) dominate the total rewards. For instruction following, the Top-35.6% tokens occupy the highest 80% rewards for chosen responses, while the lowest 37.4% tokens only occupy 20% rewards for rejected responses. In QA, selecting top-50% key tokens can cover over 80% of effective supervision signals. These observations prove that not all tokens are equally effective in preference alignment, and optimizing on all available tokens can be noisy and inefficient (Lin et al., 2024; Chen

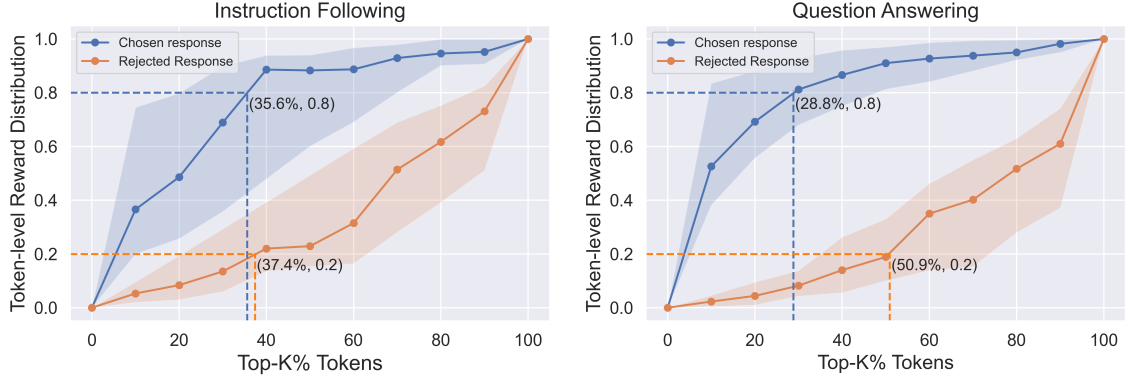


Figure 1: Token-level reward accumulations on two datasets. As tokens with high rewards are considered key tokens for chosen responses, their Top-K% tokens are accumulated in descending order with the highest rewards. In contrast, the rewards are accumulated in ascending orders for rejected responses.

et al., 2024c). Some works explored only optimizing on selected response fragments, but their selection strategies are complex and expensive, such as iterative Monte-Carlo tree search (Xie et al., 2024; Chen et al., 2024b) or annotations from human/capable LLMs (Lai et al., 2024; Yoon et al., 2024). The above limitations underscore the importance of selective training and efficient token selection strategies in improving preference optimization algorithms.

Based on these intuitions, we propose Selective Preference Optimization (SePO), a novel selective alignment strategy that centers on efficient key token selection without requiring strong, fine-grained supervision signals. We theoretically show that Direct Preference Optimization (DPO) (Rafailov et al., 2024c) inherently learns a reward function that decouples the response-level reward values into token level (Rafailov et al., 2024b). Based on this conclusion, we propose the first DPO-based token selection method, which trains an oracle model on a moderate-scale subset of the target data distribution, aiming to parameterize an optimal token-level reward function. This token selection strategy has two key advantages: 1) the oracle modeling process is based on the original response-level preference annotations without requiring any extra supervision signals, making it directly applicable to any existing alignment datasets; (2) the cost for token selection can be easily reduced by controlling the oracle model size and the scale of its training subset, which enables cost-efficient selective alignment. We then utilize the estimated reward function to score all tokens within the large-scale target dataset, where tokens with the highest re-

ward values in the chosen responses and tokens with the lowest reward values in the rejected responses are selected as key tokens for alignment. Finally, we design a reference model-free contrastive objective function to optimize the target policy model on the selected tokens. As SePO enables small oracle models to steer selective alignment for much larger policy models, we further explore it as a new paradigm for weak-to-strong generalization (Burns et al., 2023), where the focus is two-fold: 1) we leverage weak oracle models to select tokens from in-distribution data for training strong policy models; 2) we train oracle models on out-of-distribution data, which select key tokens to improve target policy model performance and avoid over-optimization (Gao et al., 2023; Rafailov et al., 2024a) on the weak supervision data.

In summary, our main contributions are:

- We propose Selective Preference Optimization, a simple yet effective selective training strategy for preference alignment. It achieves alignment efficiently by obtaining key tokens with an estimated token-level reward function and only optimizing on these selected key tokens;
- We explore the application of SePO on weak-to-strong generalization. The results show that weak oracle models effectively supervise strong policy models with up to $16.8\times$ more parameters. SePO also selects useful tokens from weak supervision data to enhance strong policy model performance, alleviating the performance degradation problem commonly encountered in full optimiza-

tion on out-of-distribution data;

- We examine SePO on three public evaluation benchmarks. Experimental results show that SePO significantly improves performances on five policy models and outperforms competitive baseline methods by only optimizing 30% key tokens on the target dataset.

2 Preliminary

2.1 Preference Alignment of Language Models

Preference alignment directly optimizes LLMs with human preferences by maximizing the reward values of model outputs, which are obtained via a response-level reward function $r(q, y)$. The reward function is defined under the Bradley-Terry (Bradley and Terry, 1952) model of preferences. Specifically, for the same prompt q and two completed responses (y_1, y_2) under data distribution \mathcal{D} , the model assumes:

$$P_{\mathcal{D}}(y_1 \succ y_2 | q) = \sigma(r(q, y_1) - r(q, y_2)) \quad (1)$$

where σ denotes the logistic function and $P_{\mathcal{D}}(y_1 \succ y_2)$ denotes the probability that y_1 is preferred against y_2 . The alignment of language models is typically cast as a KL-constrained optimization problem on the reward values, formalized as

$$\begin{aligned} \underset{\pi}{\operatorname{argmax}} \quad & \mathbb{E}_{q \sim \mathcal{D}, y \sim \pi(y|q)} [r(q, y)] \\ \text{s.t.} \quad & \mathbb{E}_{q \sim \mathcal{D}} \mathbb{D}_{KL} [\pi(y|q) \| \pi_{ref}(y|q)] \leq \epsilon \end{aligned} \quad (2)$$

where π denotes the aligned policy model, π_{ref} denotes the reference policy model. Taking the following Lagrangian, the problem is transformed as:

$$\begin{aligned} \underset{\pi}{\operatorname{argmax}} \quad & \mathbb{E}_{q \sim \mathcal{D}, y \sim \pi(y|q)} [r(q, y)] \\ & - \beta \mathbb{D}_{KL} [\pi(y|q) \| \pi_{ref}(y|q)] \end{aligned} \quad (3)$$

2.2 Direct Preference Optimization

Ziebart et al. (2008) have shown that Eqn 3 has a closed-form optimal solution, which enables the reward function to be re-parameterized by the optimal policy:

$$r(q, y) = \beta \log \frac{\pi^*(y|q)}{\pi_{ref}(y|q)} + \beta \log Z(q) \quad (4)$$

where π^* denotes the optimal policy, and $Z(q)$ is the partition function. DPO (Rafailov et al., 2024c) bypasses the reward modeling stage by directly substituting this closed-form solution into Eqn. 1, which cancels out $Z(q)$ as it un-changes

with the same q , yielding the following DPO objective:

$$\begin{aligned} \mathcal{L}_{DPO} &= -\mathbb{E}_{(q, y_w, y_l) \sim \mathcal{D}} \log \sigma(\beta u(x, y_w, y_l)) \\ u(x, y_w, y_l) &= \log \frac{\pi_{\theta}(y_w|x)}{\pi_{ref}(y_w|x)} - \log \frac{\pi_{\theta}(y_l|x)}{\pi_{ref}(y_l|x)} \end{aligned} \quad (5)$$

where y_w and y_l denote the preferred and dis-preferred responses to the prompt q .

3 Methodology

In this section, we first show DPO training as inherently fitting a token-level reward function that decouples the response-level reward function (Sec. 3.1). Based on this conclusion, we propose Selective Preference Optimization (SePO), which optimizes the target policy model only with selected key tokens by the estimated optimal token-level reward function (Sec. 3.2). We also propose the application of SePO in weak-to-strong generalization (Sec. 3.3). The training pipeline of SePO is shown in Figure 2.

3.1 DPO as Token-level Reward Function Estimator

Due to the auto-regressive nature, the decoding process of LLMs can be naturally formulated as a token-level MDP. The MDP is defined as a tuple $\mathcal{M} = (\mathcal{S}, \mathcal{A}, f, r(s_t, a_t), \rho)$, where \mathcal{S} and \mathcal{A} denote the state space and action space. $s_t \in \mathcal{S}$ denotes the current state, consisting of all prompt tokens and current generated tokens (i.e. $s_t = \{q|y_0, \dots, y_t\}$, $|$ denotes concatenation). s_T denotes the terminal state. $a_t \in \mathcal{A}$ denotes the current action, where \mathcal{A} is the token vocabulary. f is the deterministic state transition function that concatenates the current state s_t and action a_t . ρ is an initial state distribution over prompts q , where the initial state s_1 consists of the tokens from q . $r(s_t, a_t)$ denotes the token-level reward function.

In this section, we show that DPO inherently learns the best estimate on a token-level distribution of the response-level reward values along the token-level MDP trajectory. We begin with the following widely used mild assumption (Zhong et al., 2024; Zeng et al., 2024):

Assumption 1. Any response-level reward function r can be decoupled into the token level as a linear combination of reward values modeled by another token-level reward function \hat{r} along the

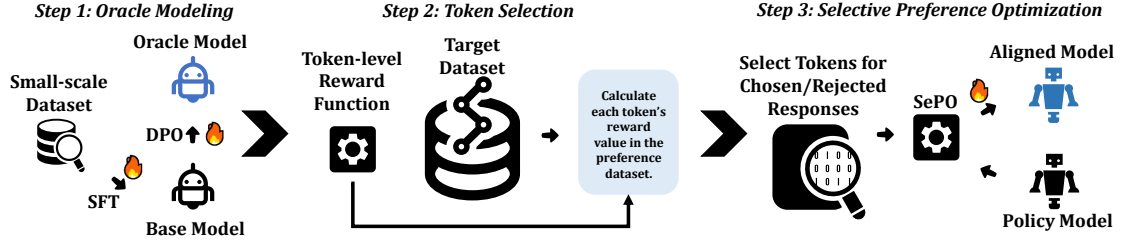


Figure 2: The pipeline for Selective Preference Optimization (SePO). SePO mainly consists of three steps: 1) Parameterize a token-level reward function by training an oracle model on a moderate-scale dataset; 2) Score all tokens within the target preference dataset and select key tokens; 3) Training the policy model on selected tokens in a contrastive optimization manner.

trajectory for its MDP.

$$r(q, \tau) = \sum_{t=1}^T \hat{r}(s_t, a_t) \quad (6)$$

where s_t , a_t are states and actions within the token-level MDP trajectory $\tau = \{s_1, a_1, s_2, \dots, s_T\}$.

With the above assumption, the Bradley-Terry model can be replaced into token level:

$$P_D(\tau^w \succ \tau^l | q) = \sigma \left(\sum_{i=1}^N \hat{r}(s_i^w, a_i^w) - \sum_{j=1}^M \hat{r}(s_j^l, a_j^l) \right) \quad (7)$$

where τ^w and τ^l are the chosen and rejected trajectories (responses), which are assumed to start and end at the same state s_1 and s_T .

Theorem 1. *With a reference model π_{ref} , fitting any reward functions r that are consistent to the Bradley-Terry model with the DPO algorithm leads to an optimal estimation of another reward function \hat{r} that decouples the response-level reward values into the token level, which satisfies:*

$$\hat{r}(s_t, a_t) \propto \log \frac{\pi^*(a_t | s_t)}{\pi_{ref}(a_t | s_t)} \quad (8)$$

where π^* denotes the oracle policy obtained by DPO.

This reward function marks the contribution of each action given the current state at the token level. In practice, the quality of the training data for DPO determines how well the calculated reward quantifies the token-level contribution.

Proof. This proof is inspired by Rafailov et al. (2024b). Common policy gradient-based RL practices (Schulman et al., 2017) optimize Eqn. 3 in token-level MDP with an entropy-bonus $\mathcal{H}(\pi)$ and

a KL-constraint with π_{ref} :

$$\max_{\pi} \mathbb{E}_{a_t \sim \pi(\cdot | s_t)} \sum_{t=1}^T [\hat{r}(s_t, a_t) + \beta \log \pi_{ref}(a_t | s_t) + \beta \mathcal{H}(\pi)] \quad (9)$$

where $s_1 \sim \rho$. Its optimal solution is given by Ziebart et al. (2008) under the maximum entropy RL setting:

$$\pi^*(a_t | s_t) = \exp((Q^*(s_t, a_t) - V^*(s_t))/\beta) \quad (10)$$

where $Q^*(s_t, a_t)$ is the optimal Q-function that estimates the partial returns of a_t under s_t , and $V^*(s_t)$ estimates the expected future returns under current state s_t . Under a KL-divergence regularization with the reference model, the relationship between Q-function and token-level reward values can be established as follows with the Bellman equation:

$$Q^*(s_t, a_t) = r(s_t, a_t) + \beta \log \pi_{ref}(a_t | s_t) + V^*(s_{t+1}) \quad (11)$$

where $V^*(s_T) = 0$. Combining Eqn. 10 and 11, we have:

$$r(s_t, a_t) = \beta \log \frac{\pi^*(a_t | s_t)}{\pi_{ref}(a_t | s_t)} + V^*(s_t) - V^*(s_{t+1}) \quad (12)$$

Under Assumption 1, we substitute Eqn. 12 into Eqn. 6, the response-level reward is factorized as follows:

$$\begin{aligned} r(q, \tau) &= \sum_{t=1}^T r(s_t, a_t) \\ &= \sum_{t=1}^T \beta \log \frac{\pi^*(a_t | s_t)}{\pi_{ref}(a_t | s_t)} + V^*(s_1) \end{aligned} \quad (13)$$

Note that in DPO, $V^*(s_1)$ remains unchanged for each response pair as they have the same start state s_1 . This means the preference modeling process for each response pair only depends on the first term of Eqn. 13. Therefore, we conclude that the optimal policy π^* learned by DPO inherently

fits the response-level reward value with another token-level reward function $\hat{r}(s_t, a_t)$, which is parameterized as

$$\hat{r}(s_t, a_t) = \beta \log \frac{\pi(a_t|s_t)}{\pi_{ref}(a_t|s_t)} \quad (14)$$

This indicates our results in Eqn. 8 and completes the proof. \square

3.2 Selective Preference Optimization

SePO is guided by the simple idea that "not all tokens are equally effective", which has been widely evaluated (Lin et al., 2024; Chen et al., 2024b; Lai et al., 2024). We explore fully utilizing DPO to efficiently select the most useful tokens in modeling human preferences in LLM alignment. Firstly, we train an oracle model on a moderate-scale preference dataset with DPO, aiming to model a token-level reward function for the target data distribution. The reference model is then applied to large-scale data to score all the tokens. The policy model is only trained on selected tokens with highest scores in chosen responses and lowest scores in rejected responses, which are expected as key tokens in achieving alignment.

Oracle Modeling with DPO. We explore fitting an oracle model with DPO utilizing a moderate-scale dataset via random sampling over the target preference dataset \mathcal{D} , which we expect to parameterize a pessimistic estimation of the target reward function.

Theorem 2. *Let \mathcal{D} be the target preference dataset with N samples, and \mathcal{S} be a random selection of m samples from \mathcal{D} ($m \leq N$), which is drawn independently and uniformly. Then we have:*

The reward function $r_{\mathcal{S}}$ modeled by fitting \mathcal{S} with DPO is a pessimistic estimation of the target reward function $r_{\mathcal{D}}$. The result can be formalized as:

$$\mathbb{E}_{\mathcal{S}}(r_{\mathcal{S}}(q, y)) \leq r_{\mathcal{D}}(q, y) \quad (15)$$

where q, y denote any query-response pairs drawn from \mathcal{D} . The equality holds when $m = N$.

Proof. As the reward functions are parameterized via fitting the DPO algorithm on the datasets, we substitute Eqn. 4 into Eqn. 15. As the term $\beta \log \pi_{ref}(y|q)$ and $\beta \log Z(q)$ are unrelated to \mathcal{S} , they are easily canceled and we transfer the proof target into comparing the optimal policy functions:

$$\mathbb{E}_{\mathcal{S}} [\log \pi_{\mathcal{S}}^*(y|q)] \leq \log \pi_{\mathcal{D}}^*(y|q) \quad (16)$$

Let $\mathcal{D} = \{x_1, x_2, \dots, x_N\}$, where x_i represents an (q, y, r) data point, and $\mathcal{S} = \{x_{i_1}, x_{i_2}, \dots, x_{i_m}\}$, where x_{i_j} is selected from \mathcal{D} . To show that \mathcal{S} is an unbiased estimator of the target data distribution, we calculate its empirical distribution over all possible random samples drawn from \mathcal{D} . The empirical distribution $P_{\mathcal{S}}(X)$ based on the sampled dataset is as follows:

$$P_{\mathcal{S}}(X) = \frac{1}{m} \sum_{j=1}^m \delta(X = x_{i_j}) \quad (17)$$

where δ indicates the presence of a sample X . Taking its expectation over all possible sampled datasets, we have:

$$\begin{aligned} \mathbb{E}_{\mathcal{S}} [P_{\mathcal{S}}(X)] &= \mathbb{E}_{\mathcal{S}} \left[\frac{1}{m} \sum_{j=1}^m \delta(X = x_{i_j}) \right] \\ &= \frac{1}{m} \sum_{j=1}^m \mathbb{E}_{\mathcal{S}} [\delta(X = x_{i_j})] \end{aligned} \quad (18)$$

As each x_{i_j} is equally likely to be any $x_i \in \mathcal{D}$, we have

$$\mathbb{E}_{\mathcal{S}} [\delta(X = x_{i_j})] = \frac{1}{N} \sum_{i=1}^N \delta(X = x_i) = P_{\mathcal{D}}(X) \quad (19)$$

Substituting Eqn. 19 into Eqn. 18, we have

$$\mathbb{E}_{\mathcal{S}} [P_{\mathcal{S}}(X)] = P_{\mathcal{D}}(X) \quad (20)$$

Based on the same reference model and empirical data distribution (Eqn. 20), we expect training on \mathcal{S} with DPO to obtain an unbiased estimation of the target optimal policy function:

$$\mathbb{E}_{\mathcal{S}} [\pi_{\mathcal{S}}^*(y|q)] = \pi_{\mathcal{D}}^*(y|q) \quad (21)$$

Because logarithm is a strictly concave function, according to Jensen's inequality, we have:

$$\mathbb{E}_{\mathcal{S}} [\log \pi_{\mathcal{S}}^*(y|q)] \leq \log \mathbb{E}_{\mathcal{S}} [\pi_{\mathcal{S}}^*(y|q)] \quad (22)$$

Substituting Eqn. 21 into Eqn. 22, we prove Eqn. 16, which completes the proof. Note that when $m = N$, we have $\mathcal{S} = \mathcal{D}$, and the training process gives an unbiased estimation of target reward function $r_{\mathcal{D}}$. \square

With the results from Theorem 2, we first perform SFT on the chosen responses of the moderate-scale dataset \mathcal{S} to obtain the base model π_{ref} :

$$\mathcal{L}_{SFT} = -\mathbb{E}_{(q, y_w) \sim \mathcal{S}} \sum_i \log \pi_{ref}(y_w^i | q, y_w^{<i}) \quad (23)$$

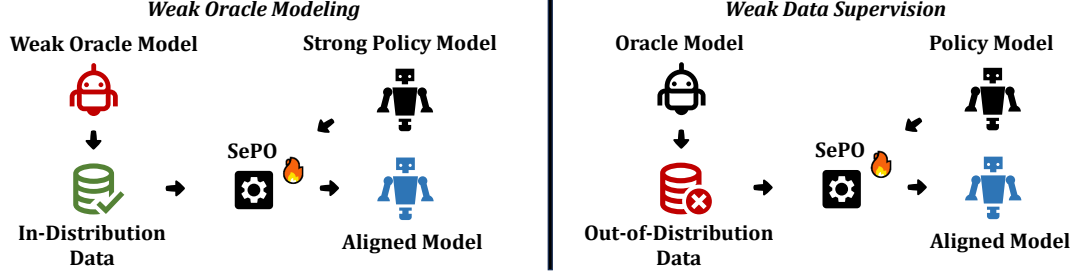


Figure 3: Application of SePO on weak-to-strong generalization. Left: SePO utilizes the weak oracle model to steer the strong policy model; Right: Useful supervision signals in out-of-distribution data are selected by the oracle model to enhance alignment on the policy model.

With the base model, we further perform DPO on the small dataset \mathcal{S} with the objective function Eqn. 5 to obtain the oracle model π_{ora} . With Theorem 1, we can utilize π_{ref} and the oracle model π_{ora} to parameterize the optimal token-level reward function for human preferences, which are used for token selections.

Token Selection. We score all tokens within the target preference dataset with the estimated token-level reward function. Based on the token-level MDP and Theorem 1, for each prompt-response pairs (q, y) , the score for token y_i is calculated as follows:

$$s(y_i) = \log \frac{\pi_{ora}(y_i|q, y_{<i})}{\pi_{ref}(y_i|q, y_{<i})} \quad (24)$$

We define a token selection ratio k , which determines the selected proportion for each response. For chosen responses, we utilize the following indicator function for selection:

$$\mathbf{I}_k^w(s(y_i)) = \begin{cases} 1, & \text{if } s(y_i) \text{ ranks in highest } k\% \text{ in } y \\ 0, & \text{otherwise} \end{cases} \quad (25)$$

For rejected responses, we change the condition for indicating 1 to "if $s(y_i)$ ranks in lowest $k\%$ in y " and mark the indicator function as $\mathbf{I}_k^l(s(y_i))$. The intuition behind this action is that key tokens for chosen responses are likely to contribute high token-level rewards, while key tokens for rejected responses are likely with low token-level rewards, whose probabilities are significantly suppressed in π_{ora} compared to the base model.

SePO Objective. We design a simple contrastive preference optimization objective on the target policy model π_t with the selected tokens. Specifically, the objective function is designed as

follows:

$$\begin{aligned} \mathcal{L}_{SePO} &= -\mathbb{E}_{(q, y_w, y_l) \sim \mathcal{D}} \log \sigma(\hat{u}_w(q, y_w) - \hat{u}_l(q, y_l)) \\ \hat{u}_w(q, y) &= \frac{\gamma}{|y| \cdot k\%} \sum_{i=1}^{|y|} \mathbf{I}_k^w(s(y_i)) \log \pi_t(y_i|q, y_{<i}) \\ \hat{u}_l(q, y) &= \frac{\gamma}{|y| \cdot k\%} \sum_{i=1}^{|y|} \mathbf{I}_k^l(s(y_i)) \log \pi_t(y_i|q, y_{<i}) \end{aligned} \quad (26)$$

where γ controls the scaling of the rewards. The SePO objective enables direct adjustment of only crucial tokens for alignment, which avoids noise in both chosen and rejected responses. This design is expected to improve the efficiency and stability of the preference optimization process. The objective is also length-normalized and reference model-free, which prevents bias towards over-length responses and enables memory-efficient alignment (Meng et al., 2024; Yuan et al., 2023).

3.3 Application: Weak-to-Strong Generalization

A unique advantage of SePO is that the cost of its token selection process can be easily reduced by controlling the oracle model size, which enables small oracle models to steer the alignment for policy models with much stronger capabilities. Therefore, we explore the application of SePO in weak-to-strong generalization (Burns et al., 2023), which aims to elicit the capabilities of strong student models with weak supervision signals. As illustrated in Figure 3, our focus is two-fold:

Weak Oracle Modeling. We propose to leverage weak oracle models that underperform the policy models to select the key tokens from strong in-distribution data. Our intuition is that weak supervisors (oracle models) only identify which tokens are most effective in enhancing the alignment

performance, rather than directly providing supervision signals, which normally requires stronger capabilities than the student model.

Weak Data Supervision. During alignment, as the policy model becomes stronger, continual full optimization on the original data distribution can lead to over-optimization on the reward function (Gao et al., 2023; Rafailov et al., 2024a), which can seriously degrade policy model performance. Online preference optimization (Xiong et al., 2024; Xie et al., 2024) alleviates over-optimization with online annotations of new in-distribution data, but can be costly for strong policy models.

Weak data supervision focuses on scenarios when only weak out-of-distribution data is available for strong policy models. We propose to leverage the SePO framework to select key tokens from the weak dataset, and only the selected tokens are utilized to supervise the strong policy model. Instead of full optimization on the training data, we expect selective optimization on the key tokens to prevent over-optimization on the out-of-distribution data, while still leveraging effective supervision signals to further improve the policy model.

4 Experiments

4.1 Experimental Settings

Models and Training Data We comprehensively evaluate SePO on two representative model families: LLaMA (Touvron et al., 2023) and Pythia (Biderman et al., 2023). To approximate the optimal token-level reward function, we first obtain the base model by training on the UltraChat-200K dataset (Ding et al., 2023) in an SFT manner. For the LLaMA model family, we train the base model on the pre-trained TinyLLaMA-1.1B (Zhang et al., 2024) model. For Pythia, we separately train on Pythia-(70M, 160M, 410M, 1B, 1.4B) to facilitate research on the effect of oracle models with different sizes. For each base model, we obtain the oracle models by further fine-tuning with DPO on the UltraFeedback dataset (Cui et al., 2023) with 61,135 preference pairs. We examine the selective preference training process on target policy models with various capabilities. For Pythia, we perform SFT on Pythia-(2.8B, 6.9B) with UltraChat-200K and use them as policy models, which

we refer as Pythia-SFT. For LLaMA, we test on TinyLLaMA-Chat-1.1B, LLaMA2-Chat-7B, and LLaMA2-Chat-13B.

Baseline Methods We compare the performance of SePO with state-of-the-art offline preference optimization methods to indicate its effectiveness. DPO (Rafailov et al., 2024c) explicitly models the relation between the reward functions and optimal policy, which enables reward model-free preference alignment. IPO (Azar et al., 2024) provides a variant of DPO that prevents the requirement that pairwise preferences can substitute reward values. We introduce another two competitive reference model-free alignment methods: RRHF (Yuan et al., 2024) directly optimize the probability of the target response pairs with a pairwise ranking loss, with an SFT-based regularization on the chosen responses. SimPO (Meng et al., 2024) optimizes the length-regularized probability of the response pairs with a margin.

Evaluation Benchmarks We quantify the contribution of each method by evaluating on three widely utilized instruction-following benchmarks: AlpacaEval 2.0 (Dubois et al., 2024), MT-Bench (Zheng et al., 2024b), and Arena-Hard (Li et al., 2024). AlpacaEval 2.0 consists of 805 queries to evaluate the models’ versatile conversational abilities. We report the win rates and length-controlled win rates (LC win rate) of evaluated models against the responses of GPT-4-turbo. The LC win rates are designed to reduce influences of model verbosity. MT-Bench covers eight categories with 80 queries. We report the average scores ranging from 0 to 10. Due to the widely reported poor separability of MT-Bench reported by previous works (Meng et al., 2024; Li et al., 2024), we further display fine-grained scores of model capability, which we reorganize the original 8 categories as follows: Assistant (Writing, Roleplay, Extraction), QA (Reasoning, STEM, Humanities), Math, and Coding. Scores for Assistant and QA are averages of the original categories. Arena-Hard extends MT-Bench with 500 high-quality queries, where we report win rates against GPT-4-0314 model outputs. All judgments are performed by the latest GPT-4o model.

4.2 Overall Performance

Performances of SePO and other baseline methods on three benchmark datasets are presented in Table 1. According to the results, SePO significantly

Policy Model	Methods	Arena-Hard	AlpacaEval 2.0		MT-Bench				
		Win Rate	LC Win Rate	Win Rate	Assistant	QA	Math	Coding	Avg.
Pythia-SFT-2.8B	Base	2.34%	3.8%	4.12%	4.7	5.05	1.27	1.8	2.8
	+DPO	5.71%	5.72%	6.1%	4.7	5.57	1.55	2.13	3.26
	+IPO	5.6%	4.8%	4.96%	5.16	5.1	1.1	2.41	3.28
	+RRHF	4.37%	4.33%	4.47%	4.5	4.82	1.6	2.25	2.93
	+SimPO	5.2%	5.8%	6.0%	4.35	6.06	1.52	2.0	3.3
	+SePO (Ours)	6.3%	7.1%	7.32%	5.3	5.3	2.38	2.5	3.45
Pythia-SFT-6.9B	Base	4.23%	5.0%	5.17%	6.0	6.18	1.48	1.75	3.68
	+DPO	10.2%	12.78%	13.27%	6.33	7.26	2.87	2.85	4.7
	+IPO	8.1%	11.78%	12.6%	6.7	6.53	2.5	2.43	4.34
	+RRHF	7.47%	11.42%	13.2%	6.46	6.28	2.5	2.4	4.31
	+SimPO	8.0%	11.8%	12.72%	6.65	5.89	3.13	2.83	4.51
	+SePO (Ours)	10.94%	14.27%	13.6%	6.7	7.37	2.93	2.85	4.79
TinyLLaMA-Chat	Base	1.6%	1.26%	1.43%	4.01	3.48	1.45	2.35	3.28
	+DPO	2.2%	1.95%	2.18%	4.02	3.52	1.5	2.4	3.31
	+IPO	2.3%	1.85%	2.06%	4.03	3.72	1.45	2.4	3.38
	+RRHF	3.1%	3.02%	2.12%	4.12	3.7	1.3	2.5	3.4
	+SimPO	2.61%	1.3%	3.7%	4.02	4.07	1.35	2.25	3.28
	+SePO (Ours)	4.1%	3.55%	3.37%	4.52	3.93	1.35	2.25	3.62
LLaMA2-Chat-7B	Base	4.6%	5.4%	5.0%	6.48	7.87	1.45	1.95	4.48
	+DPO	8.5%	7.8%	6.71%	6.33	6.26	2.85	2.85	5.43
	+IPO	8.12%	8.78%	9.4%	6.66	6.98	2.55	2.3	5.75
	+RRHF	9.4%	13.35%	14.41%	6.15	6.16	3.05	2.8	5.35
	+SimPO	9.59%	13.58%	15.4%	6.52	6.38	3.5	2.8	5.63
	+SePO (Ours)	10.3%	14.4%	14.91%	7.15	7.53	2.85	3.1	6.27
LLaMA2-Chat-13B	Base	12.0%	8.4%	7.7%	5.82	6.36	3.15	3.3	5.7
	+DPO	13.48%	13.72%	13.37%	6.92	6.81	4.1	3.77	5.84
	+IPO	13.95%	14.27%	14.4%	7.02	6.63	4.3	3.5	5.76
	+RRHF	13.84%	15.94%	16.36%	5.85	6.38	3.7	3.25	5.73
	+SimPO	14.7%	16.4%	17.02%	6.73	6.4	3.2	3.0	5.7
	+SePO (Ours)	15.5%	17.53%	18.41%	7.2	6.9	3.55	3.95	6.36

Table 1: Performance of SePO and other baseline methods on three benchmark datasets. For SePO, the oracle models are based on TinyLLaMA-1.1B and Pythia-1B, trained on the full UltraFeedback dataset. The modeled reward function is then used to select the top-30% tokens of chosen and rejected responses.

improves performance over the base policy models. For example, on Arena-Hard, SePO achieves a 6.71% improvement in win rates on Pythia-6.9B. SePO also outperforms other strong baseline preference optimization methods. On Arena-Hard, SePO achieves the best win rates on all policy models, surpassing state-of-the-art methods such as SimPO and DPO. As **SePO models are only optimized on 30% of the tokens trained on other methods**, these results directly strengthen the effectiveness of selective training strategies applied in preference optimization.

On AlpacaEval 2.0, SePO continues to achieve superior performances over baseline methods on both win rates and LC win rates, further proving its effectiveness on different benchmarks. Notably, SePO outperforms all other methods on length-controlled win rates, including SimPO and RRHF, which are specifically designed for length-

normalized reward formulation. These results show that selective training strategies also enhance policy models in avoiding over-length responses. We believe the reason is that during token selection, the token-level reward function can assign the end-of-sentence tokens with low-ranking scores, which can be discarded during optimization if the response ends inappropriately (e.g. over-length or repetition). In contrast, though SimPO and RRHF design length-normalized rewards, the end-of-sentence tokens are included for all responses, still fitting the response lengths for all training samples.

On MT-Bench, SePO outperforms all other methods on average scores. Due to the widely discussed poor separability of overall scores for MT-Bench, we look into category-based evaluations that provide fine-grained assessments. As shown, SePO achieves the best performances on

70% of comparisons on Assistant and QA, indicating its significant improvement on subjective tasks that require high-level intention understanding and writing skills. However, SePO outperforms baseline methods in math and coding on only 40% of the comparisons, underperforming baseline methods such as IPO and SimPO on several policy models. A possible reason is that objective tasks such as math and coding require coherent logic along the token-level MDP for response generation (Xie et al., 2024; Chen et al., 2024b; Lai et al., 2024), while SePO is only optimized on selected tokens, which brings discontinuity in learning the logic during training. Baseline methods that optimize all tokens enable policy models to learn the full chain of reasoning and show advantages in objective scenarios.

4.3 Impact of Data Scale

This section evaluates how training data scales of SePO and oracle modeling impact policy model performance. We focus on two research questions:

How do token selection rates influence SePO performance? We investigate the influences of token selection rates on SePO performances by introducing various combinations for chosen and rejected responses. The ratio for chosen/rejected responses is each selected from $\{0.1, 0.3, 0.5, 0.7, 0.9\}$ and matched pair-wise, with 25 combinations in total. The experimental results are presented in Figure 4.

According to the results, increasing selection rates from 0.1 for chosen/rejected responses rapidly improves policy model performance, but the momentum decreases as the ratio continues to grow. For example, the LC win rate of LLaMA2-Chat-7B improves from 8.37% to 14.8% as the ratios for chosen/rejected responses rise from 0.1 to 0.5 progressively, then stabilizes around 14.7% with higher selection rates. These observations prove our hypothesis that not all tokens are equally effective for LLM alignment. Training only on key tokens effectively improves alignment performance, while other tokens provide limited supervision information. From the figures, we conclude that training on Top-30% tokens for TinyLLaMA or Top-50% tokens for LLaMA2-Chat-(7B, 13B) already provides comparable performance to alignment on all tokens.

Increasing selection rates for chosen responses generally outperforms increasing ratios for re-

jected responses. For example, with a fixed rejected selection rate, the TinyLLaMA-Chat performance smoothly improves as the chosen ratios grow. However, improving rejected ratios from 0.1 to 0.9 leads to decreased model performance in 4 out of 5 fixed chosen selection rates. Similar results can be observed in the other two policy models. These results indicate that compared to increasing probabilities for irrelevant tokens in chosen responses, suppressing probabilities for high-reward tokens in rejected responses can significantly affect the model performance.

How much data trains a good oracle model?

In Theorem 2, we proved that training an oracle model on a randomly selected moderate-scale dataset is a pessimistic estimation of the target reward function. In this section, we empirically investigate the influence of the training data scale for oracle models on SePO performance. Specifically, we randomly sample different proportions of data from UltraFeedback as training data for the TinyLLaMA-based oracle model. The results are shown in Figure 5.

According to the results, training the oracle model on higher proportions of the target data generally leads to superior model performance. LC win rates on all policy models improve as the estimated token-level reward function becomes more accurate. Training on high data proportions also retains the majority of token selection capabilities. For example, supervising LLaMA2-Chat-7B policy model with an oracle model trained on 70% of the data still achieves 13.66% of LC win rates, which outperforms strong baseline methods such as SimPO and RRHF. However, the continual decrease in training proportions can significantly harm model performance. For the TinyLLaMA-Chat policy model, an oracle model trained with less than 40% of target data leads to LC win rates of less than 1.26%, which even underperforms the original policy model. For LLaMA2-Chat-(7B,13B), this threshold increases to 50% and 70%. These results indicate the importance of accurate estimation of the reward function, where false selection of key tokens degrades the capability of the policy model. These thresholds also increase with the size of policy models, showing that the high quality of key tokens becomes more important in supervising models with strong capabilities.

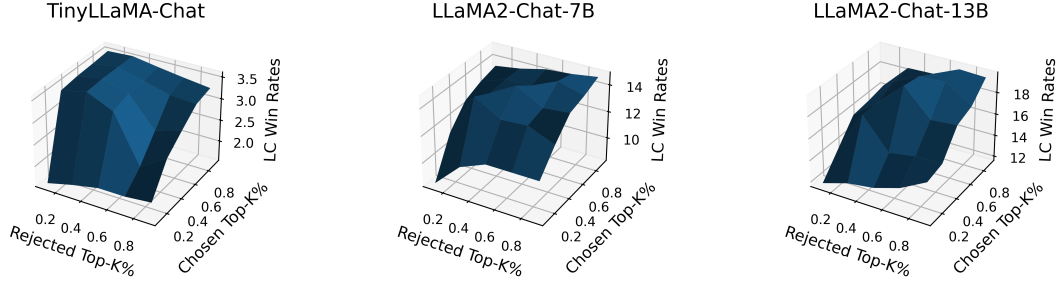


Figure 4: SePO performances with different combinations of Top-K% selection ratios for chosen and rejected responses. The performances are quantified by the LC win rates on the AlpacaEval 2.0 benchmark. All results are obtained with a TinyLLaMA oracle model trained on the full UltraFeedback dataset.

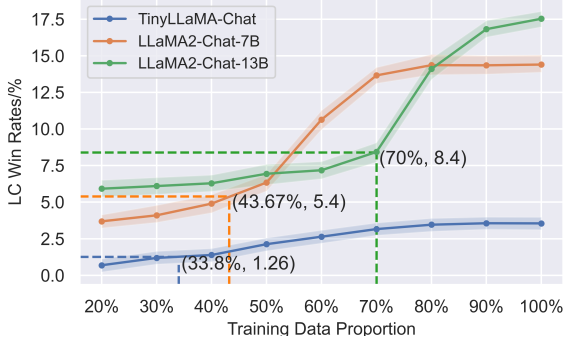


Figure 5: SePO performances supervised by oracle models trained with different proportions of the target dataset. The performances are quantified by the LC win rates on the AlpacaEval 2.0 benchmark. For each proportion, we do random sampling three times and report the average performance.

4.4 Weak-to-Strong Generalization

In this section, we empirically evaluate SePO on enhancing weak-to-strong generalization.

Weak Oracle Modeling. In Table 1, we presented the performance of TinyLLaMA and Pythia-1B oracle models on guiding stronger policy models (e.g. Pythia-SFT-6.9B, LLaMA2-Chat-13B). The competitive results of SePO prove the viability of weak oracle modeling. To provide a clear landscape, we further train oracle models with Pythia-(70M, 160M, 410M, 1B, 1.4B) on the same target data and compare their performances on the Pythia-SFT-(2.8B, 6.9B) policy models. The results are shown in Figure 6 (a).

According to the results, oracle models with weak capabilities can provide effective supervision to strong policy models. For example, training with the Pythia-410M oracle model achieves 6.58% on Pythia-SFT-2.8B and 13% on Pythia-SFT-6.9B policy models, with up to $16.8\times$ more parameters than the oracle model. These results

outperform full optimization on the target dataset with baseline methods such as DPO and SimPO. In addition, the performance of target policy models continually improves as the oracle model size increases. For example, on Pythia-SFT-6.9B policy model, the 1.4B oracle model outperforms the 410M oracle model by 1.84% and the 70M model by 9.15%. These results show that oracle models with stronger capabilities can better model the token-level reward function and accurately select key tokens.

To provide an intuitive view, we present the token-level score distributions of different oracle models in 6 (b)(c). For the chosen scores distribution, strong oracle models such as Pythia-(1B,1.4B) show higher densities in extreme (large and small) reward values, which facilitates separating key tokens from the other tokens. In contrast, small oracle models tend to fit a Gaussian distribution, where most tokens have similar scores. These results show that weak oracle models struggle to distinguish key tokens within the dataset. We observe similar results on rejected scores distribution, which further proves the capability of the oracle models as crucial in modeling the token-level reward function.

Methods	Arena-Hard	AlpacaEval 2.0	
	Win Rate	LC Win Rate	Win Rate
Base	12.0%	8.4%	7.7%
+DPO	10.63%	7.42%	7.18%
+IPO	9.5%	6.5%	5.98%
+RRHF	11.7%	7.82%	7.4%
+SimPO	11.39%	7.5%	7.35%
+SePO	13.63%	8.81%	8.4%

Table 2: Performance of SePO and other baseline methods on generalizing the weak HH-RLHF dataset to the strong LLaMA2-Chat-13B policy model.

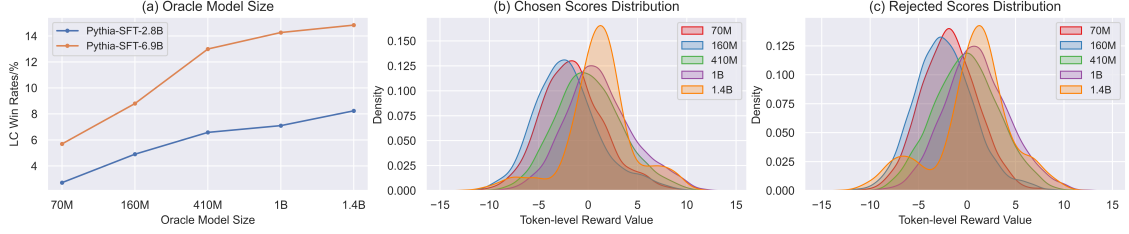


Figure 6: Evaluation results on weak-to-strong generalization. (a) LC win rates of policy models on AlpacaEval 2.0, which are trained with oracle models of various sizes; (b)(c) Token-level score distributions for 5,000 chosen/rejected responses, with the rewards obtained from different oracle models.

Weak Data Supervision. We evaluate the weak data supervision performance of SePO by training on HH-RLHF (Bai et al., 2022), an early-released preference dataset with relatively lower quality (Yang et al., 2024a) on responses. We perform SePO with a TinyLLaMA-based oracle model and 30% token selection rates, and comparisons with baseline methods are shown in Table 2. According to the results, SePO is the only method that improves the strong LLaMA2-Chat-13B policy model with data from HH-RLHF, outperforming base performance by 1.63% on Arena-Hard and 0.41% on AlpacaEval 2.0. With full optimization, baseline methods such as DPO and SimPO continuously degrade model performance due to over-optimization on weak supervision data. These results prove SePO effective in leveraging useful supervision signals from weak data while avoiding fitting harmful patterns. These results point to SePO as a highly efficient method for continually improving strong model performance with large-scale out-of-distribution data.

5 Related Work

5.1 Response-Level Preference Optimization

Aligning large language models (LLMs) with human preferences has been a key research focus, traditionally achieved through Reinforcement Learning from Human Feedback (RLHF) (Ouyang et al., 2022; Stiennon et al., 2020). While effective, RLHF methods often face challenges like training instability and inefficiency, motivating the development of more direct alignment strategies. Recent approaches have emerged to address these issues without relying on complex reward modeling. Rafailov et al. (2024c) introduce Direct Preference Optimization (DPO), a method that simplifies RLHF by extracting the optimal policy in closed form, enhancing stability and reducing computational demands. Yuan et al. (2023) pro-

pose Reinforcement Ranking from Human Feedback (RRHF), which aligns model outputs through a ranking loss, streamlining the training process and minimizing the need for extensive hyperparameter tuning. Meng et al. (2024) further simplify alignment with Simple Preference Optimization (SimPO), using an implicit reward based on average log probability to improve both computational efficiency and performance. Ethayarajh et al. (2024) present KTO, which integrates human biases from prospect theory into the alignment process, achieving superior results by maximizing the utility of model outputs. Lu et al. (2024) propose SamPO, a technique that addresses verbosity in DPO by mitigating length-based biases in reward estimation, leading to significant performance gains. Finally, Azar et al. (2024) introduces a general framework that improves upon RLHF and DPO by eliminating common approximations, offering both theoretical insights and empirical benefits.

5.2 Token-Level Preference Optimization

Response-level direct alignment methods can be suboptimal due to the sequential, auto-regressive nature of token generation in LLMs. This has led to the development of token-level alignment methods using Markov Decision Processes (MDP) (Rafailov et al., 2024b; Zhong et al., 2024; Zeng et al., 2024; Yoon et al., 2024; Chen et al., 2024c; Chan et al., 2024). Rafailov et al. (2024b) extend DPO to a token-level MDP, enabling better alignment with LLMs’ auto-regressive structure and improving credit assignment. Zhong et al. (2024) introduce Reinforced Token Optimization (RTO), combining token-level rewards with DPO and PPO for more efficient policy learning. Zeng et al. (2024) propose Token-level Direct Preference Optimization (TDPO), which optimizes policy at the token level using forward KL diver-

gence, enhancing alignment and diversity. Yoon et al. (2024) present Token-Level Continuous Reward (TLCR), which assigns continuous rewards to tokens based on contextual confidence, improving alignment. Chen et al. (2024c) develop ALLO, a method that reduces overfitting by focusing on optimizing the most relevant neurons for alignment. Chan et al. (2024) use attention weights to redistribute rewards across tokens, stabilizing training and improving performance. Additionally, Chen et al. (2024a) propose DICE (DPO Implicit Rewards), a self-alignment method that uses implicit DPO rewards to further refine alignment without external feedback. Further applications of these token-level methods have been explored in the context of mathematical reasoning (Lai et al., 2024; Chen et al., 2024b; Xie et al., 2024; Setlur et al., 2024), where they demonstrate potential in improving the precision and coherence of LLMs on complex reasoning tasks.

5.3 Weak-to-Strong Generalization

Weak-to-strong generalization, where weaker models supervise stronger ones, has become a significant topic in the ongoing development of LLMs (Burns et al., 2023; Lang et al., 2024; Yang et al., 2024b; Charikar et al., 2024). This approach addresses the challenge of aligning increasingly powerful models with human values, particularly as models surpass human-level capabilities. Burns et al. (2023) show that strong models fine-tuned on labels from weaker supervisors can outperform their weak teachers, though naive fine-tuning has limitations and may not scale well with superhuman models. Lang et al. (2024) introduce a framework explaining how strong models can correct weak models’ errors and generalize beyond their knowledge, enhancing learning from incomplete or incorrect labels. Yang et al. (2024b) discuss the risk of "weak-to-strong deception" where strong models exploit weak supervisors to appear aligned while misbehaving in unmonitored areas, stressing the need for more robust alignment strategies. Charikar et al. (2024) quantify the performance gains of strong models over weaker ones, introducing misfit error as a key metric for optimizing this process. Additional studies have applied weak-to-strong generalization in tasks like high-quality token selection (Lin et al., 2024), weak-to-strong search (Zhou et al., 2024), and alignment techniques such as Aligner (Ji et al., 2024)

and Weak-to-Strong Extrapolation (Zheng et al., 2024a).

6 Discussion

Conclusion. This paper proposes Selective Preference Optimization, a simple yet effective selective training strategy for LLM alignment. SePO estimates a token-level reward function via DPO and uses it to select key tokens from the target dataset. The target policy model is optimized only on the selected tokens in a contrastive manner. Experimental results on three public evaluation benchmarks show that SePO generally outperforms strong baseline methods such as DPO and SimPO by only optimizing on 30% tokens. We also explore the application of SePO in weak-to-strong generalization, where weak oracle models are proven to effectively supervise strong policy models and select useful supervision signals from out-of-distribution data to enhance model performance.

Limitation. Firstly, we did all experiments within the same model family (e.g. Pythia, LLaMA), where the oracle model and the policy models share the vocabulary and tokenizer. This is to facilitate the implementation of SePO algorithm so that we avoid complicated key token mapping across different vocabularies. However, this setting significantly limits the application of SePO in real-world scenarios that require flexible adjustment of policy models. Secondly, due to limitations in computational resources, we didn’t extend our experiments to stronger policy models such as LLaMA2-Chat-70B to provide a clear landscape of the scalability of SePO.

References

- Josh Achiam, Steven Adler, Sandhini Agarwal, Lama Ahmad, Ilge Akkaya, Florencia Leoni Aleman, Diogo Almeida, Janko Altschmidt, Sam Altman, Shyamal Anadkat, et al. 2023. Gpt-4 technical report. *arXiv preprint arXiv:2303.08774*.
- Mohammad Gheshlaghi Azar, Zhaohan Daniel Guo, Bilal Piot, Remi Munos, Mark Rowland, Michal Valko, and Daniele Calandriello. 2024. A general theoretical paradigm to understand learning from human preferences. In *Internat-*

- tional Conference on Artificial Intelligence and Statistics*, pages 4447–4455. PMLR.
- Yuntao Bai, Andy Jones, Kamal Ndousse, Amanda Askell, Anna Chen, Nova DasSarma, Dawn Drain, Stanislav Fort, Deep Ganguli, Tom Henighan, et al. 2022. Training a helpful and harmless assistant with reinforcement learning from human feedback. *arXiv preprint arXiv:2204.05862*.
- Stella Biderman, Hailey Schoelkopf, Quentin Gregory Anthony, Herbie Bradley, Kyle O’Brien, Eric Hallahan, Mohammad Aflah Khan, Shivan-shu Purohit, USVSN Sai Prashanth, Edward Raff, et al. 2023. Pythia: A suite for analyzing large language models across training and scaling. In *International Conference on Machine Learning*, pages 2397–2430. PMLR.
- Ralph Allan Bradley and Milton E Terry. 1952. Rank analysis of incomplete block designs: I. the method of paired comparisons. *Biometrika*, 39(3/4):324–345.
- Collin Burns, Pavel Izmailov, Jan Hendrik Kirchner, Bowen Baker, Leo Gao, Leopold Aschenbrenner, Yining Chen, Adrien Ecoffet, Manas Joglekar, Jan Leike, et al. 2023. Weak-to-strong generalization: Eliciting strong capabilities with weak supervision. *arXiv preprint arXiv:2312.09390*.
- Alex J Chan, Hao Sun, Samuel Holt, and Mihaela van der Schaar. 2024. Dense reward for free in reinforcement learning from human feedback. *arXiv preprint arXiv:2402.00782*.
- Moses Charikar, Chirag Pabbaraju, and Kirankumar Shiragur. 2024. Quantifying the gain in weak-to-strong generalization. *arXiv preprint arXiv:2405.15116*.
- Changyu Chen, Zichen Liu, Chao Du, Tianyu Pang, Qian Liu, Arunesh Sinha, Pradeep Varakantham, and Min Lin. 2024a. Bootstrapping language models with dpo implicit rewards. *arXiv preprint arXiv:2406.09760*.
- Guoxin Chen, Minpeng Liao, Chengxi Li, and Kai Fan. 2024b. Step-level value preference optimization for mathematical reasoning. *arXiv preprint arXiv:2406.10858*.
- Zhipeng Chen, Kun Zhou, Wayne Xin Zhao, Jingyuan Wang, and Ji-Rong Wen. 2024c. Low-redundant optimization for large language model alignment. *arXiv preprint arXiv:2406.12606*.
- Ganqu Cui, Lifan Yuan, Ning Ding, Guanming Yao, Wei Zhu, Yuan Ni, Guotong Xie, Zhiyuan Liu, and Maosong Sun. 2023. Ultrafeedback: Boosting language models with high-quality feedback. *arXiv preprint arXiv:2310.01377*.
- Ning Ding, Yulin Chen, Bokai Xu, Yujia Qin, Zhi Zheng, Shengding Hu, Zhiyuan Liu, Maosong Sun, and Bowen Zhou. 2023. Enhancing chat language models by scaling high-quality instructional conversations. *arXiv preprint arXiv:2305.14233*.
- Yann Dubois, Balázs Galambosi, Percy Liang, and Tatsunori B Hashimoto. 2024. Length-controlled alpacaEval: A simple way to debias automatic evaluators. *arXiv preprint arXiv:2404.04475*.
- Kawin Ethayarajh, Winnie Xu, Niklas Muennighoff, Dan Jurafsky, and Douwe Kiela. 2024. Kto: Model alignment as prospect theoretic optimization. *arXiv preprint arXiv:2402.01306*.
- Leo Gao, John Schulman, and Jacob Hilton. 2023. Scaling laws for reward model overoptimization. In *International Conference on Machine Learning*, pages 10835–10866. PMLR.
- Jiaming Ji, Boyuan Chen, Hantao Lou, Donghai Hong, Borong Zhang, Xuehai Pan, Juntao Dai, and Yaodong Yang. 2024. Aligner: Achieving efficient alignment through weak-to-strong correction. *arXiv preprint arXiv:2402.02416*.
- Jiaming Ji, Tianyi Qiu, Boyuan Chen, Borong Zhang, Hantao Lou, Kaile Wang, Yawen Duan, Zhonghao He, Jiayi Zhou, Zhaowei Zhang, et al. 2023. Ai alignment: A comprehensive survey. *arXiv preprint arXiv:2310.19852*.
- Xin Lai, Zhuotao Tian, Yukang Chen, Senqiao Yang, Xiangru Peng, and Jiaya Jia. 2024. Step-dpo: Step-wise preference optimization for long-chain reasoning of llms. *arXiv preprint arXiv:2406.18629*.
- Hunter Lang, David Sontag, and Aravindan Vijayaraghavan. 2024. Theoretical analysis of

- weak-to-strong generalization. *arXiv preprint arXiv:2405.16043*.
- Tianle Li, Wei-Lin Chiang, Evan Frick, Lisa Dunlap, Tianhao Wu, Banghua Zhu, Joseph E. Gonzalez, and Ion Stoica. 2024. [From crowdsourced data to high-quality benchmarks: Arena-hard and benchbuilder pipeline](#).
- Zhenghao Lin, Zhibin Gou, Yeyun Gong, Xiao Liu, Yelong Shen, Ruochen Xu, Chen Lin, Yujia Yang, Jian Jiao, Nan Duan, et al. 2024. Rho-1: Not all tokens are what you need. *arXiv preprint arXiv:2404.07965*.
- Junru Lu, Jiazheng Li, Siyu An, Meng Zhao, Yulan He, Di Yin, and Xing Sun. 2024. Eliminating biased length reliance of direct preference optimization via down-sampled kl divergence. *arXiv preprint arXiv:2406.10957*.
- Yu Meng, Mengzhou Xia, and Danqi Chen. 2024. Simpo: Simple preference optimization with a reference-free reward. *arXiv preprint arXiv:2405.14734*.
- Long Ouyang, Jeffrey Wu, Xu Jiang, Diogo Almeida, Carroll Wainwright, Pamela Mishkin, Chong Zhang, Sandhini Agarwal, Katarina Slama, Alex Ray, et al. 2022. Training language models to follow instructions with human feedback. *Advances in neural information processing systems*, 35:27730–27744.
- Rafael Rafailov, Yaswanth Chittip, Ryan Park, Harshit Sikchi, Joey Hejna, Bradley Knox, Chelsea Finn, and Scott Niekum. 2024a. Scaling laws for reward model overoptimization in direct alignment algorithms. *arXiv preprint arXiv:2406.02900*.
- Rafael Rafailov, Joey Hejna, Ryan Park, and Chelsea Finn. 2024b. From r to q^* : Your language model is secretly a q -function. *arXiv preprint arXiv:2404.12358*.
- Rafael Rafailov, Archit Sharma, Eric Mitchell, Christopher D Manning, Stefano Ermon, and Chelsea Finn. 2024c. Direct preference optimization: Your language model is secretly a reward model. *Advances in Neural Information Processing Systems*, 36.
- John Schulman, Filip Wolski, Prafulla Dhariwal, Alec Radford, and Oleg Klimov. 2017. Proximal policy optimization algorithms. *arXiv preprint arXiv:1707.06347*.
- Amrith Setlur, Saurabh Garg, Xinyang Geng, Naman Garg, Virginia Smith, and Aviral Kumar. 2024. RL on incorrect synthetic data scales the efficiency of llm math reasoning by eight-fold. *arXiv preprint arXiv:2406.14532*.
- Nisan Stiennon, Long Ouyang, Jeffrey Wu, Daniel Ziegler, Ryan Lowe, Chelsea Voss, Alec Radford, Dario Amodei, and Paul F Christiano. 2020. Learning to summarize with human feedback. *Advances in Neural Information Processing Systems*, 33:3008–3021.
- Hugo Touvron, Louis Martin, Kevin Stone, Peter Albert, Amjad Almahairi, Yasmine Babaei, Nikolay Bashlykov, Soumya Batra, Prajjwal Bhargava, Shruti Bhosale, et al. 2023. Llama 2: Open foundation and fine-tuned chat models. *arXiv preprint arXiv:2307.09288*.
- Zeju Wu, Yushi Hu, Weijia Shi, Nouha Dziri, Alane Suhr, Prithviraj Ammanabrolu, Noah A Smith, Mari Ostendorf, and Hannaneh Hajishirzi. 2024. Fine-grained human feedback gives better rewards for language model training. *Advances in Neural Information Processing Systems*, 36.
- Yuxi Xie, Anirudh Goyal, Wenyue Zheng, Min-Yen Kan, Timothy P Lillicrap, Kenji Kawaguchi, and Michael Shieh. 2024. Monte carlo tree search boosts reasoning via iterative preference learning. *arXiv preprint arXiv:2405.00451*.
- Wei Xiong, Hanze Dong, Chenlu Ye, Ziqi Wang, Han Zhong, Heng Ji, Nan Jiang, and Tong Zhang. 2024. Iterative preference learning from human feedback: Bridging theory and practice for rlhf under kl-constraint. In *Forty-first International Conference on Machine Learning*.
- Kailai Yang, Zhiwei Liu, Qianqian Xie, Jimin Huang, Tianlin Zhang, and Sophia Ananiadou. 2024a. Metaaligner: Towards generalizable multi-objective alignment of language models. *arXiv preprint arXiv:2403.17141*.

- Wenkai Yang, Shiqi Shen, Guangyao Shen, Zhi Gong, and Yankai Lin. 2024b. Super (ficial)-alignment: Strong models may deceive weak models in weak-to-strong generalization. *arXiv preprint arXiv:2406.11431*.
- Eunseop Yoon, Hee Suk Yoon, SooHwan Eom, Gunsoo Han, Daniel Wontae Nam, Daejin Jo, Kyoung-Woon On, Mark A. Hasegawa-Johnson, Sungwoong Kim, and Chang D. Yoo. 2024. [Tlcr: Token-level continuous reward for fine-grained reinforcement learning from human feedback](#).
- Hongyi Yuan, Zheng Yuan, Chuanqi Tan, Wei Wang, Songfang Huang, and Fei Huang. 2024. Rrhf: Rank responses to align language models with human feedback. *Advances in Neural Information Processing Systems*, 36.
- Zheng Yuan, Hongyi Yuan, Chuanqi Tan, Wei Wang, Songfang Huang, and Fei Huang. 2023. Rrhf: Rank responses to align language models with human feedback without tears. *arXiv preprint arXiv:2304.05302*.
- Yongcheng Zeng, Guoqing Liu, Weiyu Ma, Ning Yang, Haifeng Zhang, and Jun Wang. 2024. Token-level direct preference optimization. *arXiv preprint arXiv:2404.11999*.
- Peiyuan Zhang, Guangtao Zeng, Tianduo Wang, and Wei Lu. 2024. Tinyllama: An open-source small language model. *arXiv preprint arXiv:2401.02385*.
- Chujie Zheng, Ziqi Wang, Heng Ji, Minlie Huang, and Nanyun Peng. 2024a. Weak-to-strong extrapolation expedites alignment. *arXiv preprint arXiv:2404.16792*.
- Lianmin Zheng, Wei-Lin Chiang, Ying Sheng, Siyuan Zhuang, Zhanghao Wu, Yonghao Zhuang, Zi Lin, Zhuohan Li, Dacheng Li, Eric Xing, et al. 2024b. Judging llm-as-a-judge with mt-bench and chatbot arena. *Advances in Neural Information Processing Systems*, 36.
- Han Zhong, Guhao Feng, Wei Xiong, Li Zhao, Di He, Jiang Bian, and Liwei Wang. 2024. Dpo meets ppo: Reinforced token optimization for rlhf. *arXiv preprint arXiv:2404.18922*.
- Zhanhui Zhou, Zhixuan Liu, Jie Liu, Zhichen Dong, Chao Yang, and Yu Qiao. 2024. Weak-to-strong search: Align large language models via searching over small language models. *arXiv preprint arXiv:2405.19262*.
- Brian D Ziebart, Andrew L Maas, J Andrew Bagnell, Anind K Dey, et al. 2008. Maximum entropy inverse reinforcement learning. In *Aaai*, volume 8, pages 1433–1438. Chicago, IL, USA.