

Enhancing Few-Shot Transfer Learning with Optimized Multi-Task Prompt Tuning through Modular Prompt Composition

Ahmad Pouramini^{1*} and Hesham Faili^{1†}

¹School of Electrical and Computer Engineering, College of Engineering, University of Tehran, North Kargar Street, Tehran, 515-14395, Tehran, Iran.

*Corresponding author(s). E-mail(s): ahmad.pouramini@ut.ac.ir;
Contributing authors: hfaili@ut.ac.ir;

†These authors contributed equally to this work.

Abstract

In recent years, multi-task prompt tuning has garnered considerable attention for its inherent modularity and potential to enhance parameter-efficient transfer learning across diverse tasks. This paper aims to analyze and improve the performance of multiple tasks by facilitating the transfer of knowledge between their corresponding prompts in a multi-task setting. Our proposed approach decomposes the prompt for each target task into a combination of shared prompts (source prompts) and a task-specific prompt (private prompt). During training, the source prompts undergo fine-tuning and are integrated with the private prompt to drive the target prompt for each task. We present and compare multiple methods for combining source prompts to construct the target prompt, analyzing the roles of both source and private prompts within each method. We investigate their contributions to task performance and offer flexible, adjustable configurations based on these insights to optimize performance. Our empirical findings clearly showcase improvements in accuracy and robustness compared to the conventional practice of prompt tuning and related works. Notably, our results substantially outperform other methods in the field in few-shot settings, demonstrating superior performance in various tasks across GLUE benchmark, among other tasks. This achievement is attained with a significantly reduced amount of training data, making our method a promising one for few-shot settings. *

*We plan to release our code publicly on GitHub upon request by the reviewer and for the benefit of the broader public audience.

Keywords: Natural Language Processing, Pre-trained Language Models, Prompt-Tuning, Transfer Learning

1 Introduction

Presently, transfer learning has become the dominant paradigm of natural language processing [15]. The prevalent technique involves pretraining a model on an extensive corpus of raw data and subsequently fine-tuning it for specific tasks using a limited dataset. Despite its success, this approach suffers from a series of limitations, such as *negative interference* [14] and *catastrophic forgetting* [6].

As a remedy to address these challenges, the concept of modular deep learning has gained traction [12]. Within this framework, computation units are designed as self-contained, parameter-efficient modules. These modules are selectively engaged and then combined to generate the ultimate output. For instance, incorporating adapter modules, task-specific layers [5], or task-specific embeddings allow for the model to focus more on certain tasks or to better separate the representations for different tasks [2]. The main advantages of a modular neural architecture are positive transfer, compositionality, and parameter efficiency [12].

Prompt-Tuning is a parameter efficient method for fine-tuning a pretrained language model on downstream tasks [7, 9, 10]. It can also serve as a method for modular design to specialize different prompts for different tasks [12]. From this perspective, task-specific prompt tokens, after encoded and optimized by the model’s embedding layer, corresponds to modular parameters that elicit the desired behaviour. The knowledge distilled within these *soft prompts* can subsequently be transferred to related tasks or combined to provide the necessary knowledge for tackling new tasks [17]. Yet, the effective utilization of this extensive cross-task knowledge within a multitask learning framework has remained elusive.

In this paper, we explore task transferability within the context of multi-task prompt tuning. We introduce a specialized framework called ComPT that combines multiple shared source prompts and task-specific prompts to drive the target prompt for each task within a multi-task learning setting. Our objective is to enhance overall performance by facilitating knowledge exchange between these tasks. We propose several methods for combining these prompts and evaluate their effectiveness in solving diverse tasks.

In the following sections, we outline the specifics of our approach and describe our proposed methods. Subsequently, we present our experimental results and conduct an in-depth analysis of the results and contributing factors affecting performance. Finally, we review related works, compare our method with existing approaches, and conclude the paper.

2 Method

Figure 1 illustrates the ComPT approach. We train N tasks in multi-task settings. These tasks use M source prompts, denoted as \mathbf{P}_s , to formulate a target prompt

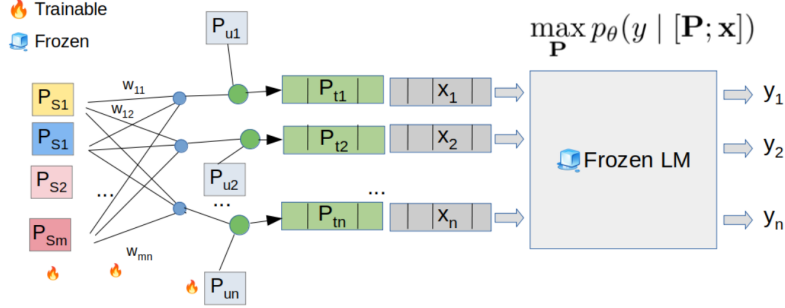


Fig. 1 Overview of ComPT.

\mathbf{P}_t for each distinct target task t . In addition to source prompts, a private prompt, denoted as \mathbf{P}_u is dedicated for each task. The final target prompt is obtained by combining the source prompts and then composing them with the private prompt. This is achieved by activating and combining the shared source prompts through a trainable attention module, which assigns the weights w_{ts} from the source prompt s to the target task t . Training is conducted using multi-task learning across all tasks. Learning a shared prompt space in multi-task settings can pose practical challenges, as it necessitates learning commonalities across various source tasks while simultaneously minimizing interference. The source and private prompts are initially randomized. However, in practice, prompts can also be initialized using prompts obtained from a pre-training stage. In this study, we opt to simultaneously learn the prompts and the attention weights, which resulted in high performance, even when compared to approaches involving prompt initialization. In the following sections, we describe the details of our approach.

2.1 Prompt Training

Before delving into further details of our method, let us first review the process of prompt tuning. Prompt tuning typically entails optimizing the input prompt of a language model \mathcal{LM} to enhance its performance on a specific task.

We begin with a template $\mathbf{T} = \mathbf{x}, p_1, \dots, p_m$, comprising the input sequence $\mathbf{x} = [x_1, \dots, x_l]$ and prompt tokens p_i . The placement of prompt tokens can occur either before or after the input tokens. In our experiments, we positioned the prompt tokens after the input tokens, yielding slightly better results. Prompt tuning then entails mapping this template to a set of trainable prompt embeddings as follows:

$$\{\text{emb}(\mathbf{x}), h_0, \dots, h_m\} \quad (1)$$

We denote a soft prompt as $\mathbf{P} = [h_1, \dots, h_m] \in \mathbf{R}^{m \times d}$, where m is the prompt length, and d is the dimensionality of the underlying language model \mathcal{LM} . This soft prompt can be considered as a continuous representation of the sequence of prompt tokens that is used to condition the language model.

To optimize the soft prompt, we use differential optimization to maximize the conditional probability of the language model’s output \mathbf{y} given the input sequence \mathbf{x} and the prompt \mathbf{P} :

$$\max_{\mathbf{P}} p_{\theta}(y \mid [\mathbf{P}; \mathbf{x}]) \quad (2)$$

During training, only the prompt embeddings are updated, while the rest of the model remains frozen. To stabilize the training of the soft prompts and enhance their capacity to store and adapt to different tasks, we employed a multilayer neural network with one hidden layer and a non-linear activation function. We refer to this neural network as the prompt encoder and provide more details about it in subsequent sections.

$$\mathbf{h}_i = \mathbf{Encoder}(\mathbf{h}_i) \quad (3)$$

The prompt encoder is applied to the embedding of each prompt token individually and modifies it to a new embedding \mathbf{h}_i , which is fed to the language model \mathcal{LM} .

2.2 Target Prompt Decomposition

In contrast to vanilla prompt tuning, the prompts in our approach result from combining multiple source prompts. In other words, we decompose the target prompt into several source prompts that are shared among tasks. The backpropagation mechanism updates these source prompts and parameters for their combination to obtain an optimal target prompt. In the context of a specific target task, the target prompt emerges as a fusion of the shared source prompts along with a trainable task-specific prompt, which we denote as the private prompt.

Precisely, let \mathcal{S} represent the set of shared source prompts, and let \mathbf{P}_u denote the private prompt corresponding to the target task t . In this context, the computation of the target prompt \mathbf{P}_t is as follows:

$$\mathbf{P}_t = \mathbf{P}_u \circ \left(\bigoplus_{s \in \mathcal{S}} w_{ts} \cdot \mathbf{P}_s \right) \quad (4)$$

The weights w_{ts} are determined by an attention mechanism implemented through an attention module \mathcal{R} , which dynamically assigns weights to the shared prompts. This mechanism controls the contribution of each source prompt to a specific task based on its relevance to the target task, while a private prompt captures task-specific nuances. If none of the shared source prompts are useful for a target task, the target prompt primarily relies on the private prompt for its formation.

The composition of the source prompts can be achieved using various functions, with \oplus denoting the composition function. In this paper, we explored summation and

concatenation as potential composition functions for the combining the source prompts. The resulting combination is then composed with the private prompt using the \circ function. For composing the source prompts into the private prompt, we considered both summation and multiplication. This framework is generalizable, allowing for the exploration of various methods. Here, we cover three specific cases as follows, each with their corresponding names listed after the formula:

$$\mathbf{P}_t = \begin{cases} \mathbf{P}_u + (\sum_{s \in \mathcal{S}} w_{ts} \cdot \mathbf{P}_s), & \text{if } \circ = mul, \oplus = \text{sum} : \mathbf{SSUM} \\ \mathbf{P}_u * (\sum_{s \in \mathcal{S}} w_{ts} \cdot \mathbf{P}_s), & \text{if } \circ = mul, \oplus = \text{sum} : \mathbf{MSUM} \\ \mathbf{P}_u * (\text{cat}_{s \in \mathcal{S}} w_{ts} \cdot \mathbf{P}_s), & \text{if } \circ = mul, \oplus = \text{concat} : \mathbf{MCAT} \end{cases} \quad (5)$$

In the case of concatenation (MCAT), the length of the target prompt is equal to the sum of the lengths of the source prompts. For the other cases, the source prompts and the target prompt have equal lengths. The multiplication of source prompts to the target prompt of each task can model the projection of the source prompts onto the prompt for each task. Meanwhile, the summation of the target prompt to the combination of source prompts can serve to complement and augment the source prompts. We will delve deeper into the functions and implications of these operations in the Discussion section 5.

To ensure that the weights associated with each shared source accurately reflect their relevance to a target task during the training process, we normalize these weights using the softmax function. After calculating the target prompt \mathbf{P}_t , the contributing elements are updated by optimizing to the following objective function.

$$\max_{\mathbf{P}_t, \mathcal{R}} p_{\theta}(y \mid [\mathbf{P}_t; \mathbf{x}]) \quad (6)$$

In multi-task learning, the loss for each private prompt \mathbf{P}_u is computed only when the input sample corresponding to the task is fed to the model. In contrast, the shared source prompt \mathbf{P}_s is updated at each iteration for all input samples. As a result, the attention weights for the shared prompt are adjusted based on the updated content of these source prompts. This dynamic adjustment can facilitate both positive and negative knowledge transfer among tasks, which will be explored in more detail in the Discussion section 5.

2.3 Source-Target Attentions

The attention module \mathcal{R} governs the influence of each source prompt on the target prompt by computing attention weights w_{1t}, \dots, w_{mt} for the shared source prompts. These weights can be learned as free parameters or through a probability distribution. Specifically, we employed the Relaxed Bernoulli distribution to formulate these attention weights, as it demonstrated efficacy and learning stability in our experimental evaluations compared to using free parameters.

The Relaxed Bernoulli distribution represents a continuous relaxation of the traditional Bernoulli distribution, facilitating stochastic gradient computation through the reparameterization trick [11].

The Relaxed Bernoulli distribution is defined as follows:

$$\hat{w}_{i,j} = \sigma \left[\log \frac{\sigma(w_{i,j}) u}{(1 - \sigma(w_{i,j})) (1 - u)} \right]^{1/\tau} \quad \text{where } u \sim \text{Uniform}(0, 1) \quad (7)$$

Here, a temperature parameter $\tau \in (0, \infty)$ controls the degree of approximation, w_{ij} are the learnable logits, and \hat{w}_{ij} are the resulting sampled attention weights from the distribution used during training. At inference time, the learned weights w_{ij} are utilized.

Fast and Slow Learning. Learning the stochastic attention module may introduce various challenges, including issues like training instability and overfitting [1, 12]. Moreover, balancing the learning of source and private prompts to achieve optimal performance poses another challenge. To address these challenges, we prioritize rapid learning for the attention module by employing a higher learning rate, enabling it to quickly adapt by reusing existing prompts for the current task. Additionally, we prioritize the learning of source prompts over private prompts to facilitate greater information sharing through the source prompts. We will further analyze the impact of these parameters in the Discussion section 5.

2.3.1 Inference

During inference, we load all shared source prompts and private prompts, as well as the shared attention module only once. The target prompt for a given task is derived by applying Equation 5. Unlike during training, at inference time, the learned attention module, which includes both positive and negative weights (logits of the Relaxed Bernoulli distribution), is directly utilized without the need for additional sampling. By applying softmax over these learned scores, probability distributions are obtained.

After obtaining the target prompt, it is concatenated to the input instance and fed to the model. The model generates the output y by utilizing its internal attention mechanism to consider both the learned target prompt and the input data.

In the following sections, we will present the results obtained by applying each method to various tasks and provide a comprehensive comparison among them.

3 Experiments

3.1 Tasks

We assess the performance of proposed methods across various tasks, including eight tasks from the GLUE benchmark [18] and six tasks from other datasets. These datasets are publicly available on Hugging Face’s model hub.¹

Our evaluation involves two distinct experiments. In Experiment 1, the GLUE tasks encompass MNLI, QNLI, RTE (NLI), COLA (grammatical acceptability), SST2

¹Retrieved from <https://huggingface.co/datasets/glue>

(sentiment analysis), STSB (semantic similarity), MRPC, and QQP (paraphrase detection).

For Experiment 2, we include MultiNLI, SciTail (NLI), IMDB, Yelp-Polarity (sentiment analysis), PAWS, and MRPC (paraphrase detection). We collectively refer to this group of tasks as SET2 tasks.

3.2 Implementation Details

We utilize the T5-base language model [13] as our base model, which is commonly employed in related works. The prompt length is an effective parameter, and we investigated shorter lengths (20 tokens), which proved more effective compared to longer prompts. Specifically, for MCAT, shorter lengths such as 10 tokens proved to be more stable and efficient.

In the quest for an optimal prompt encoder, we experimented with different architectures and activation functions. Initially, we tested an LSTM-based encoder, similar to [10], but found superior performance with an MLP-based encoder. Further exploration led us to conclude that the GELU activation function yielded slightly better results compared to ReLU and SiLU. Our chosen prompt encoder, a two-layer MLP, generates prompt embeddings of size d corresponding to each token. This MLP comprises a fully connected layer with a hidden size of d (the language model’s embedding size), followed by a GELU activation function, and another fully connected layer responsible for producing the final prompt embedding.

For the RelaxedBernoulli distribution generator, we started with an initial temperature of 5 and linearly reduced it using annealing to 1e-3 during entire training. The attention module was trained with a learning rate of 0.1, while the prompt encoders for source prompts were trained with a learning rate of 0.05 and the prompt encoders for the private prompts were trained with a learning rate of 0.02.

Table 1 Comparative performance on chosen tasks from GLUE datasets using proposed methods in few-shot settings. The performance is computed across 3 distinct seeds.

method	k-shot	Avg.	cola	mnli	mrpc	qnli	qqp	rte	sst2	stsb
PT	8	63.35	35.6	35.3	75.2	72.4	76.5	47.7	81.3	82.9
	16	63.29	34.1	28.7	77.9	60.3	83.1	48.5	89.4	84.4
	32	70.15	71.5	45.3	84.3	52.2	79.5	48.7	93.1	86.5
MCAT	8	74.32	67.0	58.8	80.3	87.7	85.2	57.3	72.9	85.3
	16	78.52	65.7	70.3	84.2	87.1	86.7	59.7	87.7	86.8
	32	80.40	68.9	71.6	83.8	90.9	87.5	64.0	90.2	86.2
MSUM	8	76.03	68.9	63.5	82.2	87.5	87.3	59.2	74.4	85.3
	16	78.43	67.9	69.5	84.0	86.6	87.7	55.6	88.4	87.8
	32	80.35	67.7	75.4	83.3	89.9	87.0	62.4	90.1	87.0
SSUM	8	74.38	68.0	61.7	85.1	74.9	86.9	60.9	73.3	84.2
	16	79.47	68.3	72.5	85.8	82.1	87.5	65.5	88.3	85.8
	32	81.04	71.6	78.1	83.3	90.4	83.3	65.4	88.4	87.7

Table 2 Comparative performance on tasks in SET2 using proposed methods in few-shot settings. The performance is computed across 3 distinct seeds.

method	k-shot	Avg.	imdb	mrpc	multinli	paws	scitail	yelp-polarity
PT	8	64.4	84.9	83.0	40.7	34.8	59.5	83.6
	16	65.4	87.3	83.8	39.1	35.2	59.6	87.1
	32	66.5	88.4	80.0	25.3	52.4	59.6	93.1
MCAT	8	70.6	76.8	81.4	59.1	53.9	68.1	84.6
	16	72.6	78.3	83.5	66.5	52.9	65.8	88.5
	32	77.1	79.3	83.5	71.9	62.9	76.7	88.3
MSUM	8	71.2	80.5	81.0	59.5	54.8	68.5	82.7
	16	74.0	74.9	79.3	69.1	60.0	71.5	89.2
	32	77.3	80.7	83.0	73.3	63.6	74.1	89.1
SSUM	8	71.4	77.7	85.1	61.1	54.7	64.2	85.5
	16	70.0	71.8	85.0	62.5	55.3	62.3	82.8
	32	77.3	79.7	83.0	70.9	67.3	75.3	87.4

4 Results

In the following sections, we will present the results of the methods, and then provide an analysis of the implications arising from the involving factors in Discussion section.

4.1 Comparison of Proposed Methods

In order to evaluate the effectiveness of the methods discussed in Section 2, we performed a series of experiments in a few-shot learning scenario. For each task, we utilized sample sizes of 8, 16, 32 for few-shot settings. To ensure the reliability of the results, each experiment was repeated three times with different random seeds.

Table 1 and 2 present average performance of the proposed methods across all tasks in two experiments, offering valuable insights into their effectiveness. In the following, we will conduct a comparative study of these methods.

4.1.1 Few-shot Efficiency

A consistent finding across all scenarios is that the proposed methods substantially outperform prompt tuning in few-shot settings. This highlights the effectiveness of incorporating source prompts and training them in multi-task settings. The adoption of multi-task settings facilitates the exchange of knowledge among these tasks, further enhancing overall performance. This characteristic proves advantageous in few-shot learning contexts where data availability is constrained.

According to the tables, the major enhancement compared to prompt-tuning is observed for tasks such as QNLI, RTE, and MNLI in GLUE tasks, as well as PAWS, MNLI, and SciTail in SET2 tasks.

Table 3 Comparison of proposed methods on 5000 Data Samples for GLUE Tasks

label	Avg.	nsp	weights	cola	mnli	mrpc	qnli	qqp	rte	sst2	stsb
MSUM	85.96	10	learned	81.0	82.5	86.5	92.3	90.0	73.7	92.5	89.2
SSUM	86.01	10	learned	81.8	82.1	86.0	92.8	89.6	73.3	93.2	89.3
MCAT	85.89	3	learned	80.5	83.1	87.0	92.7	89.6	72.2	93.0	89.0

Table 4 Comparison of proposed methods on 5000 Data Samples for SET2 Tasks

label	Avg.	nsp	weights	imdb	mrpc	multinli	paws	scitail	yelp
MSUM	88.35	9	learned	85.8	86.0	83.5	87.9	94.1	92.8
SSUM	88.53	10	learned	86.4	86.8	83.7	88.8	92.7	92.8
MCAT	88.23	3	const	86.0	87.2	82.9	88.2	91.9	93.2

4.1.2 More Training data

We have expanded our experiments to include a larger training dataset. The results of our proposed methods, utilizing 5000 samples for each task, are displayed in Table 3 for GLUE tasks and Table 4 for tasks in SET2.

While our designed methods demonstrate significant improvements in performance in few-shot settings, they also achieve state-of-the-art results with a larger training dataset, outperforming the overall performance compared to the related works, which are detailed in the Related Works section 6.

5 Discussion

In this section, we explore the pivotal roles played by source and private prompts in our proposed methods, emphasizing the control and balance required to achieve desirable results. We delve into how these prompts contribute to task performance and knowledge transfer, examining strategies to optimize their impact for enhanced model performance.

5.1 Role of Source Prompts

5.1.1 Number of Source Prompts

Figure 2 illustrates the impact of the number of source prompts on the performance of proposed methods. It is evident that fewer source prompts generally lead to greater effectiveness across all methods. However, MSUM and SSUM can perform well even with higher numbers of source prompts. MSUM demonstrates greater robustness to variations in the number of source prompts and training data, while MCAT’s performance consistently declines with an increasing number of source prompts. Unlike MSUM and SSUM, which maintain a fixed prompt length, MCAT experiences an increase in target prompt length, potentially adversely affecting its performance.

Additionally, in cases of MSUM and SSUM, increasing the number of source prompts to certain values decreases the variance in performance across different training data in few-shot settings, as evidenced by the standard deviation in multiple runs, as shown in Figure 2.

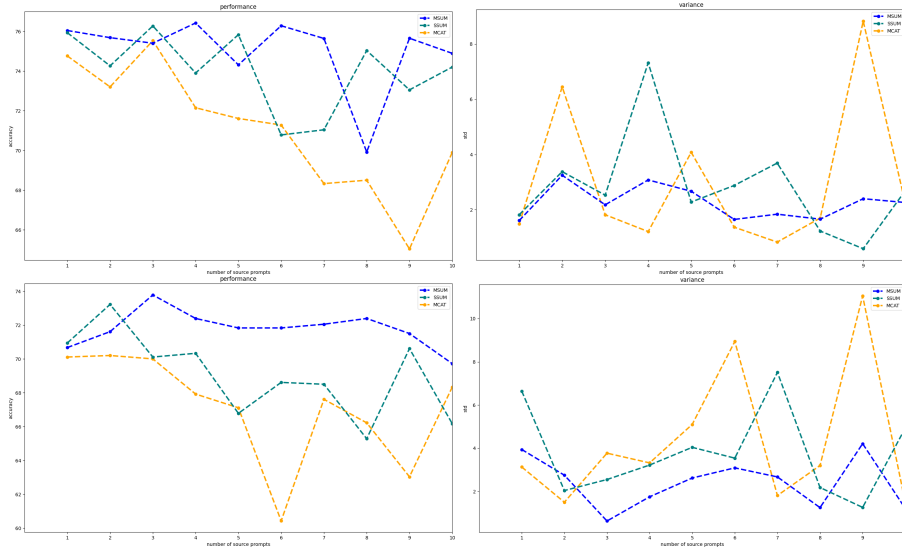


Fig. 2 On the left, the average performance of methods (MSUM, SSUM, MCAT) on GLUE tasks (top) and SET2 tasks (bottom) trained with 8 samples using three random seeds across various numbers of source prompts. On the right, the corresponding standard deviation of three experiments at each data point.

The optimal number of source prompts depends on task characteristics. As observed in Figure 2, for GLUE tasks, fewer or even a single source prompt performs better. Conversely, tasks in SET2 require two or three source prompts to perform better. Conflicting tasks generally require more source prompts to effectively separate conflicting information, whereas tasks with more similarities benefit from a condensed number of source prompts, facilitating increased information sharing. We will delve deeper into this analysis in the next section.

Overall, MSUM facilitates the utilization of more source prompts to scale the number of tasks and training data without compromising performance.

5.1.2 Contribution of Source Prompts

To assess the impact of each source prompt on the final results, we isolated individual prompts and measured their performance on a test set of 100 samples. Specifically, we retained one specific source prompt and masked the others, then evaluated the test data. In the following sections, we will analyze the results obtained from this technique for each of the proposed methods.

SSUM

Figure 3 illustrates the scores associated with each source prompt for the SSUM method, employing one, two, and three source prompts for two experiments. In these figures, each column represents the results when only the corresponding source prompt is retained, while the private prompt and other source prompts are masked. The column labeled `all_src` shows the results when all source prompts are retained, while

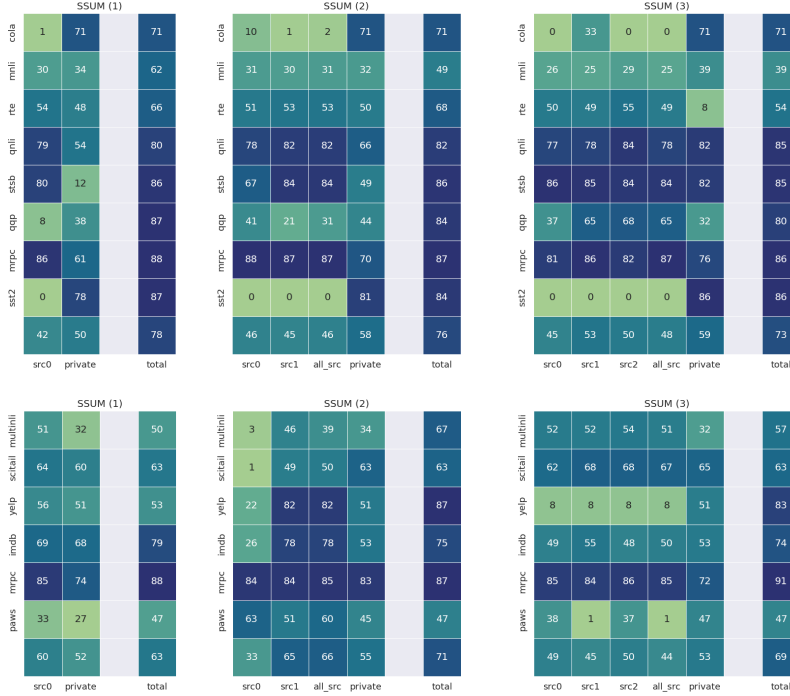


Fig. 3 Performance comparison of the SSUM method on GLUE tasks (top) and SET2 tasks (bottom) trained with 16 samples using one, two, and three source prompts. Each column represents the performance when retaining a specific prompt and ignoring the others. The "all_src" column ignores the private prompt, while "total" includes all prompts. The last row indicates the average score of each column.

the private prompt is ignored. The `private` column displays results when only the private prompt is retained. On the right side of each figure, the results for including all source prompts and the private prompt are shown labeled as `total`.

As shown, certain tasks like SST-2 and CoLA mainly rely on the private prompt. These tasks exhibit the least similarity with the rest of the tasks based on the input and output. According to Table 1, these tasks also derive the least benefit from the proposed multi-tasking prompt tuning.

On the other hand, tasks such as STS-B, QNLI, and MRPC primarily rely on the source prompts, while tasks like QQP, RTE, and MNLI use a combination of source and private prompts. It is noteworthy that the final score for these tasks is higher when employing both source and private prompts together, compared to using either source or private prompts alone, highlighting the crucial role of source prompts in enhancing performance. Similarly, according to the results from Table 1, these tasks benefit the most from multi-task prompt tuning.

We then investigated the predictions made using isolated source or private prompts. Table 5 shows the predictions for MNLI when using a single source prompt. As evident from the table, the source prompt mainly predicts the `entailment` class, a label shared

Table 5 Predictions for the MNLI task using the source prompt, the private prompt, and their combination in the SSUM method.

method	preds	contradiction	entailment	neutral	total acc.
source	contradiction	1	0	0	0.30
	entailment	27	29	36	
	not-entailment	4	0	2	
	precision	3%	100%	nan	
private	contradiction	32	24	36	0.34
	neutral	0	5	2	
	precision	100%	nan	5%	
combined	contradiction	19	1	4	0.62
	entailment	2	10	2	
	neutral	11	18	32	
	precision	59%	34%	84%	

Table 6 Predictions for the RTE task using the source prompt, the private prompt, and their combination in the SSUM method.

method	preds	entailment	not-entailment	total acc.
source	entailment	6	2	0.54
	not-entailment	43	48	
	precision	12%	96%	
private	entailment	49	50	0.48
	precision	100%	nan	
combined	entailment	43	27	0.66
	not-entailment	6	23	
	precision	88%	46%	

with the QNLI and RTE tasks, which are the dominant tasks in the source part (See Figure 3-1).

In contrast, the private prompt mainly predicts the **contradiction** class. This illustrates the complementary roles of the source and private prompts. Notably, the combined prompt achieves higher scores than both source and private prompts by predicting all three classes. A similar but opposite trend can be observed for the RTE task (refer to Table 6), where the source part predominantly predicts **not-entailment** and the private part predicts **entailment**. This contrasting pattern aids in distinguishing between MNLI and RTE on the shared source part.

While the labels for STS-B, MRPC, and QNLI differ, these tasks show a stronger reliance on source prompts, which may be due to their inherent relationships. Each task involves analyzing two sentences: STS-B assesses sentence similarity, QNLI determines if one sentence entails another, and MRPC identifies paraphrases.

To verify this relationship, we conducted a series of experiments where we evaluated the test data of one task using prompts generated for another task. Figure A1 shows the results for tasks QNLI and STSB, as well as RTE and STSB. The prompts derived for STSB and QNLI, which mainly rely on the source part, can effectively classify the

other task by converting the labels. It’s noteworthy that, based on the figure, although QNLI is similar to RTE, its correlation with STSB is lower. Generally, according to the scores, QNLI and STSB are relatively easier tasks to solve.

While QQP is similar to QNLI, it exhibits conflict with QNLI as the main prediction for this task is **not-entailment** on the source part (refer to Table A1). However, similar to RTE, it uses the private prompt to compensate for the source prompt by predicting mainly the **duplicate** class. In other words, the **not-entailment** on the source part acts more like the **not-duplicate** class. The final score is higher than when employing either the source or private prompt alone, implying an implicit combination and conversion to predict the proper classes. This again demonstrates how QQP can benefit from QNLI, despite the tasks having distinct labels.

MSUM (1)			MSUM (2)			MSUM (3)			
cola	71	71	71	71	71	71	71	71	71
mnli	55	55	64	68	69	39	44	45	45
rte	63	63	67	66	67	64	67	52	54
qnli	76	76	79	82	80	82	81	82	82
stsb	86	86	86	87	86	87	85	87	86
qqp	89	89	88	84	87	84	83	83	82
mrpc	90	90	87	85	87	87	87	88	86
sst2	88	88	89	89	88	90	86	88	92
total	77	77	79	79	79	76	75	74	75
	src0	total	src0	src1	total	src0	src1	src2	total

MCAT (1)			MCAT (2)			MCAT (3)			
cola	71	71	72	12	71	63	68	54	71
mnli	58	58	41	58	59	17	1	46	52
rte	70	70	60	28	61	0	52	0	63
qnli	78	78	83	84	86	7	2	80	83
stsb	88	88	60	54	86	65	0	3.7	88
qqp	84	84	17	89	86	67	7	37	86
mrpc	90	90	88	82	87	65	69	51	89
sst2	84	84	84	85	84	4	72	90	92
total	78	78	63	62	78	36	34	45	78
	src0	total	src0	src1	total	src0	src1	src2	total

Fig. 4 Performance comparison of the MSUM method (top) and MCAT method (bottom) on GLUE tasks trained with 16 samples using one, two, and three source prompts. Each column represents the performance when retaining a specific source prompt and ignoring the other source prompts, with the "total" column includes all prompts. The last row indicates the average score of each column.

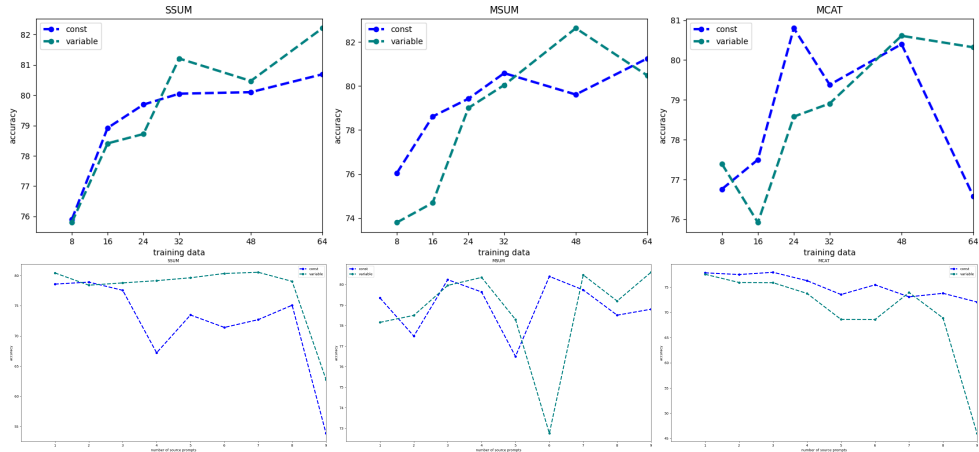


Fig. 5 The average performance of proposed methods using constant and variable weights on GLUE tasks across various number of training data (top) and various numbers of source prompts (bottom) using 16 samples.

MSUM

Figure 4 shows the results for MSUM method. Here, ignoring either private prompt or source prompt lead to zero performance. So, each column shows the result of the corresponding source prompt combined with the private prompt. As shown, the differences in individual source prompts' performances within MSUM are consistently minimal. It is evident that in MSUM, all source prompts contribute similarly to the final performance. However, minor discrepancies among different source prompts suggest that certain prompts excel in predicting specific labels or resolving conflicts. Overall, the performance achieved by combining all source prompts with the private prompt surpasses that of individual prompts alone. This observation underscores the limited adverse effect of increasing the number of source prompts on the performance and robustness of MSUM.

MCAT

Figure 4 (bottom) illustrates the results for the MCAT method. In this approach, we isolated a source prompt by masking it using the model's built-in attention mechanism. Unlike MSUM, the results obtained from MCAT reveal that different source prompts can play distinct and complementary roles in shaping the final score. Specifically, tasks like RTE and MNLI rely on different source prompts, whereas similar tasks such as QNLI and STSB share common source parts. However, in MCAT, the final score tends to be closer to the maximum achievable scores with these prompts, which could be attributed to the model's built-in attention mechanism effectively adjusting over the source parts.

5.1.3 The Effect of Learned Weights

The question arises: what would happen if we omit the attention module and assign constant or uniform attention to all source prompts? Figure 5 compares the results



Fig. 6 Analysis of individual prompt scores for tasks in SET2 with constant weights (left) and variable weights (right), alongside corresponding learned weights.

obtained from employing constant and variable weights learned by the attention module. Notably, the number of source prompts was fixed at 3 for MSUM and 2 for MCAT and SSUM, which yielded the best results in experiments. Across all methods, constant weights perform better when data is limited. However, as the amount of data increases, the learned weights achieve higher scores. This suggests that in few-shot settings, the available data may not be sufficient for effectively adjusting the weights, but with more data, the learned weights can lead to improved results.

We also investigated the role of weights when the number of source prompts increases. We hypothesized that weights could help specialize different source prompts to resolve conflicting tasks. As observed from Figure 5, using learned weights is effective for SSUM but less effective for MCAT as the number of source prompts increases. For MSUM, both learned and constant weights closely track each other across different numbers of source prompts.

In MCAT, since source prompts are concatenated, the in-built attention mechanism of the model can adjust attention accordingly, making variable weights less effective. Conversely, in SSUM, the weighted prompts are averaged and combined with a private prompt to shape the target prompt, allowing weights to activate and emphasize each source prompt effectively.

To demonstrate the effectiveness of weights, we analyzed the impact of isolated source prompts. Figure 6 compares the results of employing two source prompts across SET2 tasks when the weights are constant and learned.

As observed, using constant weights leads to similar contributions from all source prompts. However, using variable weights allows for the separation of conflicting task groups such as MRPC and PAWS (Paraphrasing), and Yelp-Polarity and IMDB (Sentiment Analysis), resulting in improved performance on these tasks. The learned weights, represented as logits used for the RelaxedBernoulli distribution, were also shown in the figure, demonstrating how this separation occurs.

5.2 Balancing the Impact of Source and Private Prompts

To achieve better results, we can balance the impact of source and private prompts by employing different learning rates for each part. Figure 7 shows the performance of the proposed methods across different learning rates of the private prompt at 30 and

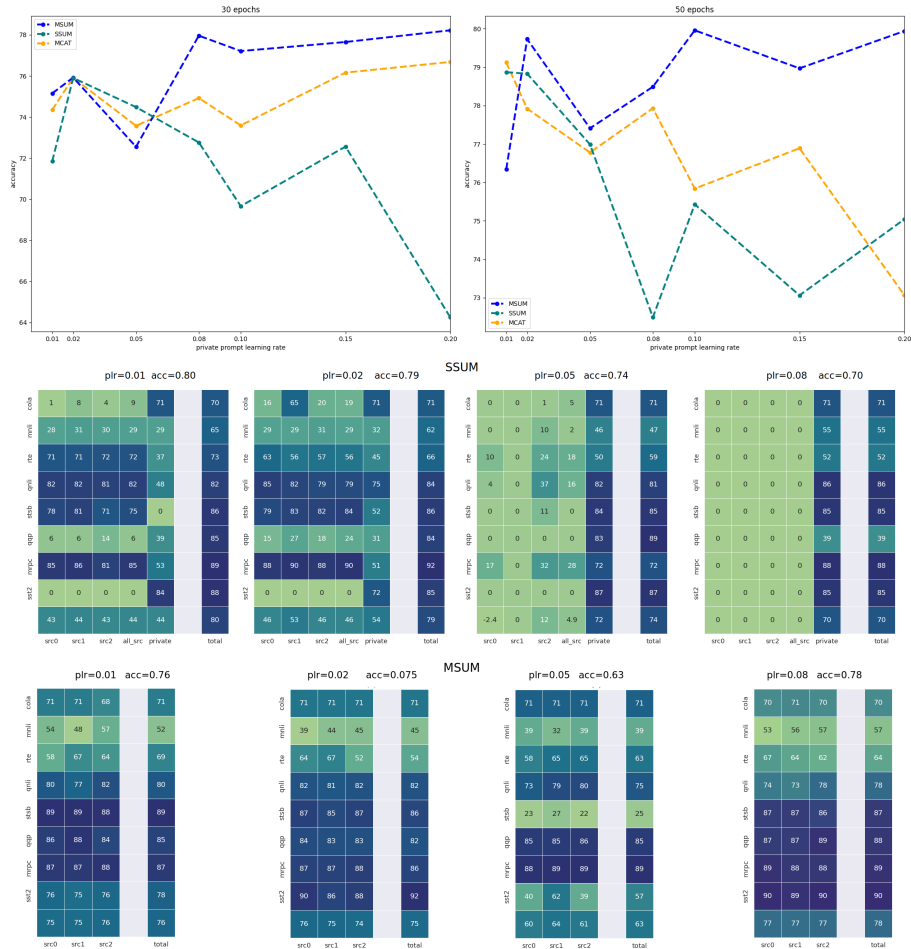


Fig. 7 Performance comparison of proposed methods across different learning rates for the private prompt on GLUE tasks using 16 samples (top), 50 epochs (top-left), and 30 epochs (top-right), alongside the corresponding scores for individual source and private prompts at specific learning rates using the SSUM method (middle) at 50 epochs, and the corresponding scores of source prompts in the MSUM method (bottom) at 30 epochs.

50 epochs, with the learning rate of the source prompt fixed at 0.05. Additionally, the figure displays the scores of isolated source and private prompts at different learning rates for SSUM and MSUM methods.

Adjusting the learning rates for the private prompt relative to the source prompt can influence the attention towards or away from the source prompts and impact the final score. Higher learning rates for the source prompt compared to the private prompt typically result in better performance, emphasizing the importance of source prompts. This effect is especially noticeable in SSUM and MCAT methods.

As demonstrated earlier, tasks like MNLI, RTE, and QQP derive the most benefit from the complementary roles of source and private prompts. The individual prompt

scores highlight that when attention is concentrated on source prompts, the overall performance of these tasks, as indicated by the source prompt and total score, is higher.

RTE benefits significantly from the shared source space, particularly when the private learning rate is lower (e.g., $\text{plr}=0.01$). However, in terms of epochs, the source prompts in this scenario require more time to adjust the weights and demonstrate their effectiveness.

The performance of the MSUM method tends to improve when either the learning rate of the source prompt or the private prompt is higher. Conversely, it shows lower performance when the learning rates of the source and private prompts are equal. To demonstrate this effect, the bottom heatmap in Figure 7 displays the scores of isolated source prompts combined with the private prompt at 30 epochs with different learning rates. As observed, when the learning rates are equal, the scores are significantly lower. The results improve at 50 epochs (refer to Figure A2). However, even at that point, the score with a lower learning rate of the private prompt, particularly for tasks like RTE and MNLI, remains higher compared to other cases. It’s important to note that higher learning rates for private prompts primarily enhance the score of tasks such as SST-2, which rely mainly on the private prompt.

Table 7 Comparison of proposed Methods on SET2 tasks by including MNLI as additional task

label	All	include	imdb	mrpc	multinli	paws	scitail	yelp
SSUM	72.7	mnli	77.0	88.0	65.0	49.0	70.0	87.0
	70.5	—	75.0	89.0	61.0	51.0	64.0	83.0
MSUM	75.0	mnli	78.0	89.0	77.0	47.0	72.0	87.0
	72.3	—	75.0	88.0	67.0	47.0	66.0	91.0
MCAT	74.8	mnli	83.0	88.0	72.0	53.0	68.0	85.0
	71.3	—	81.0	88.0	58.0	47.0	67.0	87.0

5.3 Modularity

In our approach, the selection of tasks for multi-task prompt tuning can significantly impact performance. Additionally, our method allows the initialization of source prompts with pre-trained prompts obtained from a training stage using individual tasks.

Our method maintains its modular nature, enabling the inclusion or exclusion of additional source tasks to further enhance the performance of the target tasks.

For instance, when considering the GLUE tasks, excluding SST-2 from the set of source tasks can be a justifiable decision due to its limited utility or contribution to the other tasks. Conversely, the inclusion of tasks like MNLI or STS-B has proven effective and beneficial for other related tasks.

As another example, we added the MNLI task to SET2 and compared the performance of the tasks with and without MNLI. The results are presented in Table 7. As observed, the inclusion of MNLI boosts the performance in all methods, particularly for tasks such as MultiNLI and SciTail, which are closely related to MNLI.

6 Related Works

This work lies in the line of parameter-efficient transfer learning for pretrained language models. These approaches focus on fine-tuning a subset of parameters to adapt pretrained language models to downstream tasks. The fine-tuned parameters can take on various forms, such as lightweight neural adapters positioned between PTM layers [3], soft prompts appended to input examples [7], hidden states [8], bias terms integrated within PTM parameters [20], or low-rank matrices incorporated into attention weights [4]. Our work is closely aligned with the realms of transfer learning and modular design facilitated through the utilization of soft prompts.

Vu et al. [17] introduced SPoT, which delves into the enhancement of prompt tuning performance across multiple tasks via soft prompt transfer. SPoT offers two distinct approaches. In the first approach, it initiates by learning a generic prompt across one or more source tasks using multi-task learning. This learned prompt then serves as the foundation for initializing prompts in target tasks. Alternatively, in the second approach, SPoT individually learns separate prompts for various source tasks. It subsequently identifies an optimal source prompt and employs it to initialize the training of a target prompt, thus enabling efficient knowledge transfer.

Similarly, Wang et al. [19] introduced MPT (Multitask Prompt Tuning), which employs a similar approach by learning a single transferable prompt through multi-task learning. This transferable prompt is learned via prompt decomposition and distillation. Subsequently, low-rank updates are incorporated into this shared prompt, facilitating its efficient adaptation to each distinct downstream target task.

Sun et al. [16] explored the concept of modular prompts within the scope of few-shot learning. Their methodology, named Multi-task Pre-trained Modular Prompt (MP^2), is comprised of two stages. In the first stage, modular prompts are pre-trained alongside a trainable router with multi-task learning. This router facilitates the selection and activation of source prompts for various target tasks. Subsequently, in the second stage, a subset of prompts is activated and fine-tuned to align with downstream tasks.

Notably, the initial phase of their method resembles our methodology. However, there is a distinction: in their approach, the obtained source prompts serve as pre-trained prompts for the subsequent stage. In contrast, in our approach, learning and utilizing the source prompts are merged into a single stage. More importantly, we employ a private prompt for each task, which is crucial for balancing the knowledge from shared source tasks and a specific task knowledge.

Another related study to our work is conducted by Asai et al., named ATTEMPT [1]. They first procure source prompts as encodings derived from extensive source tasks. Their methodology involves training an attention module to interpolate between the source prompts and a newly initialized target prompt for each instance within the target task, a concept analogous to the private prompts in our approach. One notable distinction is that their attention module operates on an instance-wise basis, with learning occurring for each input independently.

Additionally, they maintain the source prompts in a frozen state during target prompt training, whereas our results emphasize that fine-tuning the source prompts

Table 8 Comparison with the related works on GLUE tasks

method/ task	<i>mnli</i>	<i>qqp</i>	<i>qnli</i>	<i>sst2</i>	<i>stsb</i>	<i>mrpc</i>	<i>rte</i>	<i>cola</i>	avg.
ComPT-SSUM	82.1	89.6	92.8	93.2	89.3	86.0	73.3	81.8	86.0
FineTuning	86.8	91.6	93.0	94.6	89.7	90.2	71.9	61.8	84.9
PT	81.3	89.7	92.8	90.9	89.5	68.1	54.7	10.6	72.2
Spot	85.4	90.1	93.0	93.4	90.0	79.7	69.8	57.1	82.3
ATTEMPT	84.3	90.3	93.0	93.2	89.7	85.7	73.4	57.4	83.4
ATTEMPT-m	83.8	90.0	93.1	93.7	90.8	86.1	79.9	64.3	85.2
MPT	84.3	90.0	93.0	93.3	90.4	89.2	82.7	63.5	85.8

holds greater potential for enhancing performance, especially within few-shot scenarios. Notably, in this context, all tasks are equipped to exchange knowledge during training.

Unlike the methods discussed above, our approach stands out by guiding the creation of the target prompts through the incorporation of multiple source prompts and a task-specific prompt throughout the training process. Additionally, we introduced multiple methods to combine these prompts and compared their mechanisms and advantages. We also investigated an approach of concatenating modular source prompts, which is a novel technique.

Furthermore, unlike the multi-stage approaches used in these methods, our approach operates within a single stage, performing knowledge transfer concurrently with learning the target prompt for each task. While it is possible to initialize the source prompts using pre-trained prompts, we achieve higher results by training all prompts in a single stage, as detailed in the next section.

6.1 Comparison with Related Works

In Table 8, we conducted a comparison between our method and the reviewed related works, which include vanilla prompt tuning (PT) [7], SPOT, ATTEMPT, and MPT, across 8 GLUE tasks. 'ATTEMPT-m' refers to the multi-tasking version of ATTEMPT. The reported numerical values are directly cited from the respective published papers. It's worth noting that MPT² evaluated their approach on Chinese tasks, which led us to exclude them from this particular comparison.

For our comparison, we utilized the test sets of the tasks. However, due to resource constraints, we conducted testing on a subset of 5000 samples for our best-performing configurations. Despite this limitation, our overall performance outperforms these other methods, and our scores are close to the top scores for various tasks. Nevertheless, we consider the main advantage of our approach to be in few-shot settings, where it boosts the performance of tasks through knowledge sharing among related tasks. ²

²In a possible revision, we intend to run some of the related works in few-shot settings and compare our scores in that setting.

7 Conclusion

In this study, we explored the realm of task transferability within the context of multi-task prompt tuning, focusing on the potential for knowledge transfer among multiple tasks trained with a mixture of soft prompts.

Our investigation revealed that the strategic use of source prompts, private prompts, and attention modules plays a pivotal role in driving shared knowledge across tasks and enhancing the performance of related tasks. This enhancement is particularly critical in scenarios where data is scarce, as observed in few-shot settings. Our modular approach, including the selection of tasks, determination of the number of source prompts, method for combining source prompts into private prompts, and balancing their contributions through learning rates, amplifies the resilience and flexibility of the approach.

These insights serve as valuable stepping stones for future research endeavors, highlighting the value of multi-task prompt tuning as a versatile, modularity-driven strategy for enhancing knowledge transfer and enabling parameter-efficient transfer learning.

Declarations

- **Competing Interests:** The authors declare no competing interests.
- **Authors' Contributions:**
 - Hesham Faili: Supervision, Conceptualization, Methodology, Resources, Validation, Writing - Review & Editing.
 - Ahmad Pouramini: Conceptualization, Investigation, Data Curation, Methodology, Writing - Original Draft Preparation.
- **Ethical and Informed Consent for Data Used:** This study did not involve human or animal subjects. All data are publicly available and cited appropriately. Informed consent was not required.
- **Data Availability and Access:** Data are available on a public repository. Code will be publicly available on GitHub: <https://github.com/puraminy/ComPT>

References

- [1] Asai A, Salehi M, Peters ME, et al (2022) Attentional Mixtures of Soft Prompt Tuning for Parameter-efficient Multi-task Knowledge Sharing. arXiv preprint arXiv:2205.11961 URL <http://arxiv.org/abs/2205.11961>, arXiv:2205.11961
- [2] Houlby N, Giurghi A, Jastrzebski S, et al (2019) Parameter-efficient transfer learning for nlp. In: International Conference on Machine Learning, PMLR, pp 2790–2799
- [3] Houlby N, Giurghi A, Jastrzebski S, et al (2019) Parameter-efficient transfer learning for NLP. In: International Conference on Machine Learning, pp 2790–2799

- [4] Hu HD, Zhu Q, Liu Z, et al (2021) Language model with adaptively computed attention mechanisms. In: ACL-IJCNLP 2021, pp 2293–2304
- [5] Karimi Mahabadi R, Henderson J, Ruder S (2021) Compacter: Efficient low-rank hypercomplex adapter layers. *Advances in Neural Information Processing Systems* 34:1022–1035
- [6] Kirkpatrick J, Pascanu R, Rabinowitz N, et al (2017) Overcoming catastrophic forgetting in neural networks. *Proceedings of the national academy of sciences* 114(13):3521–3526
- [7] Lester B, Al-Rfou R, Constant N (2021) The power of scale for parameter-efficient prompt tuning. In: *Proceedings of the 2021 Conference on Empirical Methods in Natural Language Processing*. Association for Computational Linguistics, Online and Punta Cana, Dominican Republic, pp 3045–3059, <https://doi.org/10.18653/v1/2021.emnlp-main.243>, URL <https://aclanthology.org/2021.emnlp-main.243>
- [8] Li X, Liang P (2021) Prompting improves zero-shot learning for emergent entities. In: *Proceedings of the 2021 Conference on Empirical Methods in Natural Language Processing (EMNLP)*, pp 5134–5145
- [9] Li XL, Liang P (2021) Prefix-tuning: Optimizing continuous prompts for generation. *ACL-IJCNLP 2021 - 59th Annual Meeting of the Association for Computational Linguistics and the 11th International Joint Conference on Natural Language Processing*, *Proceedings of the Conference* pp 4582–4597. <https://doi.org/10.18653/v1/2021.acl-long.353>, URL <http://arxiv.org/abs/2101.00190>, arXiv:2101.00190
- [10] Liu X, Zheng Y, Du Z, et al (2021) Gpt understands, too. arXiv preprint arXiv:210310385
- [11] Maddison CJ, Mnih A, Teh YW (2017) The concrete distribution: A continuous relaxation of discrete random variables. In: *International Conference on Learning Representations*
- [12] Pfeiffer J, Ruder S, Vulić I, et al (2023) Modular deep learning. arXiv preprint arXiv:230211529
- [13] Raffel C, Shazeer N, Roberts A, et al (2020) Exploring the limits of transfer learning with a unified text-to-text transformer. *Journal of Machine Learning Research* 21:1–67. arXiv:1910.10683
- [14] Ruder S, Bingel J, Augenstein I, et al (2017) Learning what to share between loosely related tasks. In: *Proceedings of the 2017 Conference on Empirical Methods in Natural Language Processing*, Association for Computational Linguistics, pp 1939–1949

- [15] Ruder S, Peters ME, Swayamdipta S, et al (2019) Transfer learning in natural language processing. In: Proceedings of the 2019 conference of the North American chapter of the association for computational linguistics: Tutorials, pp 15–18
- [16] Sun T, He Z, Zhu Q, et al (2022) Multi-Task Pre-Training of Modular Prompt for Few-Shot Learning. arXiv preprint arXiv:221007565 URL <http://arxiv.org/abs/2210.07565>, arXiv:2210.07565
- [17] Vu T, Wang T, Munkhdalai T, et al (2020) Exploring and predicting transferability across NLP tasks. In: Proceedings of the 2020 Conference on Empirical Methods in Natural Language Processing (EMNLP), pp 7882–7926
- [18] Wang A, Singh A, Michael J, et al (2018) Glue: A multi-task benchmark and analysis platform for natural language understanding. In: Proceedings of the 2018 EMNLP Workshop BlackboxNLP: Analyzing and Interpreting Neural Networks for NLP, pp 353–355
- [19] Wang Z, Panda R, Karlinsky L, et al (2023) Multitask Prompt Tuning Enables Parameter-Efficient Transfer Learning. arXiv preprint arXiv:230302861 1:1–16. URL <http://arxiv.org/abs/2303.02861>, arXiv:2303.02861
- [20] Zaken A, Mordokovitz E, Berdicesky G (2022) Bias correction of pre-trained models. In: International Conference on Learning Representations

Appendix A Analyze of Predictions

A.1 QQP Predictions

Table A1 provides the predictions for QQP task using only the source prompt, only the private prompt, and their combination in the SSUM method.

Table A1 Predictions for the QQP task using the source prompt, the private prompt, and their combination in the SSUM method.

method	preds	duplicate	not-duplicate	total acc.
source	duplicate	1	0	0.8
	entailment	7	0	
	not-duplicate	0	7	
	not-entailment	30	54	
	precision	3.0%	11.0%	
target	duplicate	38	33	0.38
	not	0	1	
	not-	0	4	
	not-duplicate	0	6	
	not-uplicate	0	17	
precision	100.0%	10.0%		
combined	duplicate	38	13	0.87
	not-duplicate	0	48	
	precision	100.0%	79.0%	

A.2 Assessing Task Relationships

Figure A1 presents the relationships between different tasks by employing prompts obtained from one task to generate predictions for another task.

A.3 Effect of learning rate of private prompt

Figure A2 presents the performance of the MSUM method across different learning rates.

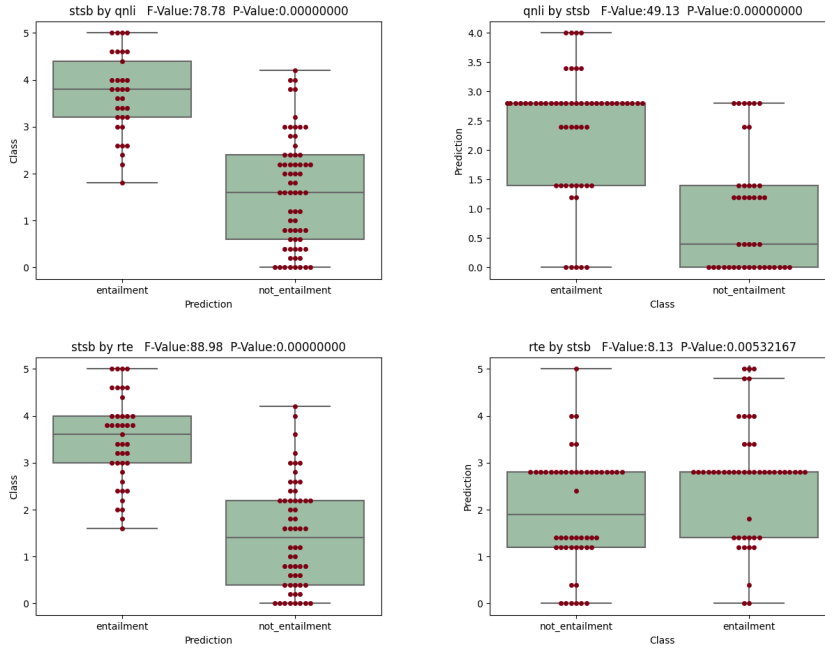


Fig. A1 Employing prompts obtained from task A to generate predictions for task B. The ANOVA test was used to assess task dependencies. On the left, QNLI and RTE prompts are used to evaluate STSB. On the right, STSB prompt was used to evaluate QNLI and RTE.

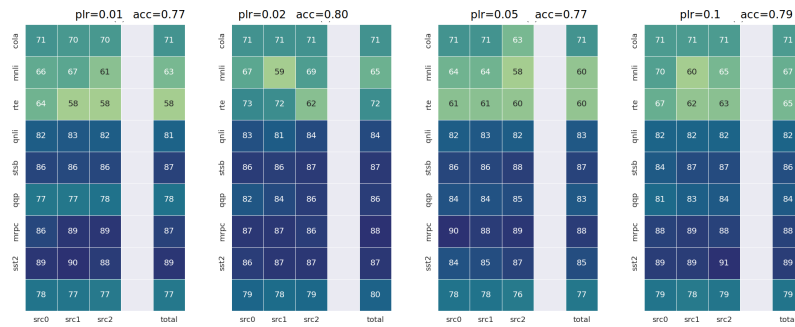


Fig. A2 Performance scores of source prompts in the MSUM method at specific learning rates using 50 epochs.