

Tamgram: A Frontend for Large-scale Protocol Modeling in Tamarin

Di Long Li

The Australian National University
Canberra, Australia

Jim de Groot

The Australian National University
Canberra, Australia

Alwen Tiu

The Australian National University
Canberra, Australia

Abstract—Automated security protocol verifiers such as ProVerif and Tamarin have been increasingly applied to verify large scale complex real-world protocols. While their ability to automate difficult reasoning processes required to handle protocols at that scale is impressive, there remains a gap in the modeling languages used. In particular, providing support for writing and maintaining large protocol specifications. This work attempts to fill this gap by introducing a high-level protocol modeling language, called Tamgram, with a formal semantics that can be translated to the multiset rewriting semantics of Tamarin. Tamgram supports writing native Tamarin code directly, but also allows for easier structuring of large specifications through various high-level constructs, in particular those needed to manipulate states in protocols. We prove the soundness and the completeness of Tamgram with respect to the trace semantics of Tamarin, discuss different translation strategies, and identify an optimal strategy that yields performance comparable to manually coded Tamarin specifications. Finally we show the practicality of Tamgram with a set of small case studies and one large scale case study.

Index Terms—Automated verification, stateful security protocols, Tamarin prover

I. INTRODUCTION

Fully automated and semi-automated protocol verifiers have become a critical part of modern security protocols analysis as a comprehensive and fully manual analysis of their specifications become prohibitively expensive from the growing set of requirements, constraints, and use cases.

Tamarin [1] is a widely used tool for specifying and proving security properties of protocols. It is based on multiset rewriting rules, which allow for a precise encoding of stateful protocols. This is of particular interest to us as many widely used protocols, e.g. WPA2 [2], TLS [3], make use of states. Modeling these in other provers such as ProVerif [4] may yield false attacks [5]. Additionally, multiset rewriting rules allow us to encode very precisely interactions between concurrent processes, such as resource sharing and synchronisation, which are difficult to capture as precisely in other higher level languages based on process calculi, such as variants of the applied pi-calculus [6].

While Tamarin has been used in various large scale case studies [7], during our use of Tamarin for a case study of a similar scale, we encountered difficulty in specifying a large system in a modular manner. We observed various workarounds addressing similar difficulties in existing case studies (see Section IV for a discussion on these difficulties), which made it more difficult to understand the specifications.

These difficulties include the manual handling of namespaces, and the (often purely textual) macro expansion systems used, which makes it hard to keep track of the scoping of names, as the macro systems are not aware of the lexical scoping rules of Tamarin.

A. Our contributions

We present Tamgram, a high-level frontend language to Tamarin which addresses the usability issues by introducing features such as a Meta Language (ML) [8]-style module system, user-defined predicate symbols, additional let-binding sites, an extensive support of hygienic macros to maximize code reuse as a first-class feature, and a syntax for processes which allows for a specification of complex process graphs with an easy-to-use process-local memory manipulation. The translation procedure from Tamgram to Tamarin is in essence a formal encoding of the usual ad-hoc manual translation of protocol control flows seen in existing case studies.

The provision of programming constructs such as (a restricted form of) while loops and if-then-else branching are important as they arise naturally in specifications of protocols, yet are highly error prone to model manually in Tamarin rules especially in presence of sequential composition.

Tamgram distinguishes itself from other Tamarin frontend languages by using Tamarin rules as a core part of the syntax, allowing access to almost all Tamarin features (fine-tuning of parameters and specification of heuristics within same file). During our experimentation, we also identified optimization techniques that could benefit similar work.

Finally, we formally show that there is a close mapping between a trace in Tamgram and a trace in Tamarin of the translated system. The formal result gives users assurance that the intuitive mental model of a Tamgram process is reliable, and results proven by Tamarin reflects accurately what was specified in the Tamgram files.

B. Related work

The closest to our work is perhaps SAPIC (Stateful Applied PI-Calculus) [5], a frontend language to Tamarin that allows users to specify protocols in a dialect of the applied pi-calculus with support for global state manipulation. We revisit SAPIC in depth in Section VII after introduction of Tamgram features.

SAPIC+ [9] gives a unified interface language targeting multiple solvers, namely ProVerif, Tamarin and DeepSec [10]. The dialect of applied pi-calculus used by SAPIC+ is similar to

SAPIC, but has several extensions, such as failable let binding with pattern matching.

A different direction in the design of a frontend language for Tamarin is to support familiar informal notation often used in the security protocol literature, the so-called ‘‘Alice and Bob’’ translation [11]. This work, as far as we know, does not aim to support large scale protocol modeling.

ProVerif [4] is another widely used and efficient protocol verifier. It uses the applied pi-calculus, which excels in modeling large scale and complex protocols. Its prover engine is based on Horn clauses, which makes encoding of states not immediately obvious as its prover is essentially a classical first-order solver for which facts and clauses are persistent by default. However, there have been extensions to ProVerif that support encoding of states [12] and other features such as restrictions on states and the ability to use lemmas [13].

II. BACKGROUND

Since Tamgram heavily incorporates Tamarin syntax and semantics, we briefly recall Tamarin and some of its formal definitions.

A. Overview of Tamarin

Tamarin is based on multiset rewriting. A *multiset rewrite (MSR) rule* is a triple denoted by $l \dashv[a] \mapsto r$, where l , a , r are each a sequence of multisets. We name l the premise, a the action or label, and r the result or consequent. A *MSR system* is a set of MSR rules. The ‘‘execution’’ of a MSR system is then defined as a labeled transition system, where intuitively l describes the accepted state (state must contain all terms in l), a is the label, and r describes the modification. (See Section II-B.)

In security protocol analysis, the properties we want are often quantified over all traces of execution, e.g. ‘‘for all traces, some secret key is not leaked.’’ To prove such a property, Tamarin typically tries to find a counterexample by assuming the negation of the property (‘‘key is leaked’’), then searching backwards. If such a trace is possible then we have found an attack, and if not then we have a security guarantee.

The MSR system as used in Tamarin is ultimately a specification of a search problem so we need to be aware of the verification performance when designing the translation procedure, since unnecessary complexity of the translated code or introduction of too many possible paths can greatly increase verification time.

B. Labeled operational semantics of Tamarin

We sketch the labeled operational semantics of Tamarin here, using the symbols and operators from [14]. We assume that the reader is familiar with Tamarin syntax, so we shall not define what each construct of Tamarin means.

Definition 1.

- Given a multiset S , $lfacts(S)$ denotes the list of all linear facts in S , and $pfacts(S)$ denotes the list of persistent facts in S .

- Given a list l , we write $set(l)$ and $mset(l)$ for the collection of elements of l as a set and multiset, respectively.
- Given multisets A and B , $A \setminus^\# B$ denotes the multiset of all elements in A which are not in B .
- Given multisets A and B , $A \cup^\# B$ denotes the multiset in which the linear facts can be partitioned into $lfacts(A)$ and $lfacts(B)$, and all members of the persistent facts are present in A or B .

We introduce a shorthand that combines the consideration of persistent and linear facts:

Definition 2. For multisets S and S' we write $S \subseteq^+ S'$ if

$$lfacts(S) \subseteq^\# lfacts(S') \\ \text{and } set(pfacts(S)) \subseteq set(pfacts(S'))$$

To encode a protocol in a MSR system, one defines a set of rules that capture, among others, the intruder’s capability (following the Dolev-Yao intruder model [15]), and protocol steps. Additionally, there is a built-in rule that can be used to generate fresh names (for encoding nonces, keys, etc):

$$FRESH = [] \dashv[-] \mapsto [Fr(x : fr)]$$

Given a MSR system R , its transition semantics $steps(R)$ can be defined as

$$\frac{l \dashv[a] \mapsto r \in ginsts(R \cup \{FRESH\}) \quad l \subseteq^+ S}{(S, l \dashv[a] \mapsto r, S') \in steps(R)}$$

Here we denote by $ginsts(R)$ the set of instances of the MSR system R and $S' = (S \setminus^\# lfacts(l)) \cup^\# mset(r)$.

Definition 3. Let Sys be a set of rewrite rules modeling a protocol. An *execution trace* in Tamarin is a sequence alternating between multisets of facts and ground instances of multiset rewriting rules: $S_0, l_0 \dashv[a_0] \mapsto r_0, S_1, \dots$, where $S_i, l_i \dashv[a_i] \mapsto r_i, S_{i+1} \in steps(Sys)$.

III. PROBLEMS IN COMBINING MSR RULES AND THE APPLIED-PI CALCULUS

Since mature tooling for the applied-pi calculus already exists, and can be applied to large scale modelling of protocols, as a first step towards our language design, we explored the possibility of combining MSR rules with the applied-pi calculus syntax and semantics. However, in the end our conclusion was that a new syntax is desirable, as we explain next.

Loops: Complex protocols often have loops for retrying a stage due to timeouts, partial errors, etc. These are straightforward to express in an imperative language as conditional loops (using some hypothetical syntax):

```
process main =
  ...
  var stage1_succeeded = false;
  var counter = 0;
  while counter <= 5 {
    // stage1
    ...
    counter += 1;
  }
```

```

if stage1_succeeded then {
  ...
} else {
  ...
}

```

In the applied-pi calculus, one would model this either using recursion or replication (i.e., the $!$ -operator); but the former provides a better syntax for expressing scoping and process parameterisation. This requires breaking the process into many subprocesses, passing the states v_0, v_1, \dots through either global states or as arguments to the process invocation:

```

// global state
cell stage1_succeeded = false;

let after_stage1(v0, v1, ...) =
  if stage1_succeeded then {
    ...
  } else {
    ...
  }

let stage1(v0, v1, ..., counter) =
  if counter <= 5 then {
    // stage1
    ...
    if successful then {
      stage1_succeeded := true;
    } else {
      stage1(v0, v1, ..., counter + 1)
    }
  }

let main =
  ...
  stage1(v0, v1, ..., 0);
  after_stage1(v0, v1, ...)

```

Sequential composition and MSR rules: Another programming construct that is useful in programming and specification languages is the sequential composition. The applied-pi calculus, just as its predecessor the pi-calculus, is unusual in the sense that the calculus does not support a full sequential composition (between processes), and only allows a limited form of sequential behaviour expressed using action prefixes. Extending the (applied-)pi calculus with a proper sequential composition is known to be problematic (see, e.g., [16]), essentially due to the interaction between name scoping (bound input names and scope extrusion) with sequential composition, that breaks the associativity of sequential composition. Adding MSR rules to the mix is likely going to increase the complexity of managing a sound semantics. As a side note, we noticed that even in the Tamarin manual [17], users are advised against mixing MSR rules with the applied-pi-based syntax in SAPIC.

Overlap in functionalities: Some core applied-pi primitives, such as *in*, *out* and *event* are easily expressible in MSR rules with the corresponding special predicates *In*, *Out*, and the action field of a rule. From a user’s perspective, the syntactical redundancy requires making an unclear choice. From a language design perspective, the applied-pi syntax is too heavy if we already have MSR rules at our disposal.

Overall, this motivates us to create an imperative style language which does not contain special syntax that are easily accommodated by MSR rules.

IV. COMMON MODELING TECHNIQUES AND PROBLEMS

We first refer to the EMVerify case study [18] as it demonstrates the core issues Tamgram attempts to address, while not being overly complex compared to other case studies. We then reference some more complex techniques used in the WPA2 case study [19] to highlight some further insufficiency. The code snippets quoted are reformatted and truncated when appropriate.

A. EMVerify

Let us take the role of a reviewer navigating through the Tamarin models. We start with `Contactless.spthy` as it is the template file which yields all the concrete “variants,” where each variant describes a particular setup. Suppose we wish to examine how a terminal is modeled. We would begin with the following rule:

```

rule Terminal_Sends_GPO:
  let ... in
  [ Fr(~UN), !Value($amount, value) ]
  --[ OneTerminal(), Role($Terminal, 'Terminal') ]->
  [ Out(<'GET_PROCESSING_OPTIONS', PDOL>),
    Terminal_Sent_GPO($Terminal, PDOL) ]

```

We now analyse the rule:

- The rule generates a fresh value UN and accesses a previously set value stored via the persistent fact `!Value(...)`
- The rule then labels this transition with `OneTerminal()` and `Role(...)`
- Finally, the rule outputs PDOL to attacker via the special fact `Out`, and we are left with `Terminal_Sent_GPO`

Based on prior experience, we guess that `Terminal_Sent_GPO` is a state fact that stores the current state/context (or process memory so to speak). To confirm this and see which are the intended following rules, we search for rules which consume this fact:

```

rule Terminal_Sends_ReadRecord:
  [ Terminal_Sent_GPO($Terminal, PDOL),
    In(<AIP, 'AFL'>) ]
  -->[ Out(<'READ_RECORD', 'AFL'>),
        Terminal_Sent_ReadRecord($Terminal, PDOL,
          AIP) ]

```

We follow the control flow again and see a branching in control flow:

```

rule Terminal_Receiveds_Records_SDA:
  let ... in
  [ Terminal_Sent_ReadRecord($Terminal, PDOL,
    AIP),
    In(records), !IssuingCA($Bank, $CA),
    !CertCA($CA, <<...>, sign1) ]
  --[ ... ]->
  [ Terminal_Ready_For_CVM($Terminal, ~PAN, $Bank,
    $CA, PDOL, AIP, pubkBank, 'Null', CVM) ]

rule Terminal_Receiveds_Records_CDA:
  let ... in
  [ Terminal_Sent_ReadRecord($Terminal, PDOL,
    AIP),
    In(records), !IssuingCA($Bank, $CA),
    !CertCA($CA, <<...>, sign1) ]
  --[ ... ]->
  [ Terminal_Ready_For_CVM($Terminal, ~PAN, $Bank,
    $CA, PDOL, AIP, pubkBank, pubkCard, CVM) ]

```

```

rule Terminal_Received_Records_DDA:
  let ... in
  [ Terminal_Sent_ReadRecord($Terminal, PDOL,
    AIP),
    !IssuingCA($Bank, $CA), In(records),
    !CertCA($CA, <...>, sign1) ]
  --[ ... ]->
  [ Terminal_Ready_For_DDA($Terminal, ~PAN, $Bank,
    $CA, PDOL, AIP, pubkBank, pubkCard, CVM) ]

```

The process of understanding the overall behavior demands careful bookkeeping of where names appear, and how they are (intended to be) used. While it seems manageable in small cases, we have already had to manually examine many details for just 5 out of 63 rules.

Switching sides, it is then not difficult to see the obstacles faced by Tamarin users: for each state fact, the name must be uniquely picked when appropriate, and the terms passed to each state fact must be carefully checked manually to ensure correct ordering and naming, as Tamarin does not provide static checking in this regard.

For instance, if we changed the order of the arguments to `Terminal_Ready_For_CVM`, the subsequent part of the protocol may not execute because the premises no longer match. This may cause Tamarin to conclude that no attacks were found without warning even if there is one easily discoverable, simply because part of the protocol is unreachable.

In practice, Tamarin users address these issues with “sanity check” lemmas (proof goals which serve as unit tests). These lemmas demand Tamarin to prove that some paths are reachable, for instance:

```

lemma executable: exists-trace
  "Ex Bank PAN t #i #j #k #l.
  i < j & //Card-Terminal agreement
  Running(PAN, 'Terminal', <...>@i &
  Commit('Terminal', PAN, <...>@j & ..."

```

But similar to unit tests in a software engineering context, it is difficult to ascertain manually if we have covered all paths, even in absence of loops.

B. WPA2

We observed further points of friction when reviewing the more complex WPA2 case study model [19], where the textual macro processor `m4` [20] is used heavily to emulate process macros. We begin with one of the starting rules in `wpa2_four_handshake.m4`:

```

rule Auth_Snd_M1 [...]: let ... in
  [ AuthState(~authThreadID, 'INIT_R1_SA', <...>)
  , Fr(~ANonce), Fr(~messageID) ]
  --[ ... ]->
  [ AuthState(~authThreadID, 'PTK_START', <...>),
  ..., OutEnc(m1, ~authThreadID, ~messageID,
    Auth_Snd_M1, Auth) ]

```

```
OutEncRuleDataFrame(Auth_Snd_M1, Auth)
```

All facts seem to be related to the handling of states with the exception of `OutEnc`. The fact carries further peculiarity: names `Auth_Snd_M1` and `Auth` are not bound in the rule, and no other rules consume `OutEnc` at first glance.

By examining another file `encryption_layer.m4i`, we recognize that a unique output fact `Out_...` is instan-

tiated for each rule by expanding `OutEnc` (`$1` refers to the first argument, etc):

```
define(OutEnc, <!Out_$(1, $2, $3)!>)
```

`OutEncRuleDataFrame` expands into one or two rules that can consume the output fact, depending on whether encryption is mandatory (specified as an optional third argument `$1` to `OutEncRuleDataFrame`):

```

define(OutEncRuleDataFrame,<!dnl
EncryptionRule($1, $2, kDataFrame)
ifelse($3, only_encrypted, , PlainRule($1)) !>)

```

A unique output encryption rule is instantiated for each rule by expanding `EncryptionRule`:

```

dnl $1 = RuleName, $2 = Auth or Supp
define(EncryptionRule, <!dnl
rule OutRule_Enc_$(1) [...]: let ... in
  [ Out_$(1)(message, ~senderThreadID, ~messageID)
  , $2SenderPTK(~ptkID, ~senderThreadID, ...) ]
  --[ ... ]->
  [ Out(sncnc(message, PTK, newNonce))
  , $2SenderPTK(~ptkID, ~senderThreadID, ...) ] !>)

```

Similarly for `PlainRule`:

```

define(PlainRule, <!dnl
rule OutRule_$(1) [color=ffffff]:
  [ Out_$(1)(message, ~senderThreadID, ~messageID) ]
  --[ SendMessage(~senderThreadID, ~messageID) ]->
  [ Out(message) ] !>)

```

Although the final expanded output is arguably easier to review, the careful naming and bookkeeping required to emulate lexically scoped syntactic macros can discourage reuse of the Tamarin code.

Overall, the experience is similar to the handling of machine code: once written, it becomes difficult to consistently update and to review, as that essentially demands reverse engineering.

V. BASIC COMPONENTS OF A TAMGRAM PROCESS

We explain Tamgram process in three steps: first the Tamgram syntax itself, then we briefly discuss the intermediate representation based on control flow graphs (CFGs), and finally the semantics defined in terms of the CFG. We see the syntax in action when revisiting the two case studies in Section VI.

A. Syntax

The syntax of Tamgram takes inspiration from applied pi-calculus (from ProVerif) and Tamarin, and is defined as follows.

```

path ::=
  name
  name.path
lvar ::=
  x      bitstring variable
  #x     timepoint variable
cell ::=
  'x
marg_marker ::=
  named      require explicit naming during application

```

$margin_spec ::=$	macro argument specification	$fun f(margin_spec \dots)$	bitstring macro
	$margin_marker \dots name$	$term$	
$margin ::=$	macro argument	$pred f(margin_spec \dots)$	predicate macro
	$term$	$term$	
	$name \text{ is } term$	$apred f(margin_spec \dots)$	action predicate macro
	named argument	$term$	
	$name \text{ is } .$	$let f(margin_spec \dots): type$	term macro
	name pruning shorthands	$term$	
	$name \text{ is } '.$		
	(. rewrites to $name$)		
$term ::=$		$process name = P$	process
x	bitstring variable	$process name(pmarg_spec \dots)$	process macro
$\$x$	public symbol	P	
$"g"$	public string literal	$module name \{ decl \dots \}$	submodule
$\sim x$	fresh variable	$import name$	import top-level module
$x: type$	typed variable	$open name \{ decl \dots \}$	unpack module $name$ into current lexical scope
$path$	value	$include name \{ decl \dots \}$	inherit bindings from module $name$
$cell$	cell	$module name = path$	module alias
$let x = term \text{ in}$	let binding	$P ::=$	process
$let f(margin_spec \dots) =$	bitstring macro	0	null process
$term \text{ in } term$		$let x = term \text{ in } P$	let binding
$let f(margin_spec \dots): type =$	term macro	$let f(margin_spec \dots) =$	bitstring macro
$term \text{ in } term$		$term \text{ in } P$	
$path(\dots)$	application	$let f(margin_spec \dots): type =$	macro
$\langle term, \dots \rangle$	tuple	$term \text{ in } P$	
$'name := term$	cell assignment	$rule; P$	rule
$'name := .$	name pruning	$"anno" : rule; P$	annotated rule (text "anno" persists after translation)
	(. rewrites to $name$)	$choice\{P_{scoped}, \dots\}; P$	non-deterministic choice
$undef('name)$	undefine cell	$P_{scoped}; P$	scoped
$term \text{ as } name$	pattern matching with naming	$while cond \{P\}; P$	
$'name \text{ cas } term$	cell pattern matching	$loop\{P\}; P$	
All $lvar \dots . term$	universally quantified formula	$if cond \text{ then } \{P\} \text{ else } \{P\}; P$	
Ex $lvar \dots . term$	existentially quantified formula	$cond ::=$	
		$'name \text{ cas } term$	
		$('name \text{ cas } term)$	
		$not ('name \text{ cas } term)$	
$pmarg_marker ::=$		$P_{scoped} ::=$	scoped process
named	require explicit naming during application	$\{P\}$	
rw	allow read-write access (only for cell arguments)	$rule ::=$	
		$rule$	
$pmarg_spec ::=$	proc. macro arg. spec.	$ruleL \rightarrow ruleR$	unlabeled
	$pmarg_marker \dots name$	$ruleL - ruleAR$	labeled
$pmarg ::=$	proc. macro arg.	$ruleL ::=$	left field
	$margin$	$[term, \dots]$	
	$'name \text{ is } term$	$ruleAR ::=$	action and right field
	named cell argument	$[term, \dots] \rightarrow ruleR$	
	$'name \text{ is } .$	$let x = term \text{ in } ruleAR$	
	name pruning	$let f(\dots) = term \text{ in } ruleAR$	bitstring macro
	(. rewrites to $name$)	$let f(\dots): type = term \text{ in}$	macro
$decl ::=$	top level declaration	$ruleAR$	
	$let name = term$	$ruleR$	right field
	let binding		
	$fun name/N$		
	uninterpreted function		
	$pred name/N$		
	uninterpreted predicate		
	$apred name/N$		
	uninterpreted action predicate		
	$let x = term$		
	binding		

```

[term, ...]
let x = term in ruleR
let f(...) = term in ruleR      bitstring macro
let f(...): type = term in ruleR  macro
ruleR

```

Further syntactic restrictions:

- $schevars(ruleL) \supseteq schevars(ruleAR)$ where $schevars(x)$ is the set of schematic variables referenced in x
- $Cell, St, StF, StB$ are not used anywhere (i.e., they are reserved symbols)

B. Control flow graph representation

The semantics of Tamgram is defined not directly on the process syntax presented earlier, but on an intermediate representation based on a control flow graph structure. This is to allow flexibility of the high-level design, and also to mirror Tamarin’s semantics more closely.

A Tamgram control flow graph (CFG) is a directed graph $\langle V, E \rangle$, where V is the set of vertices and E the set of edges. Each element of V takes the form (k, ru) where k is a unique identifier (called its label) of the vertex, and ru is a MSR rule. Since each vertex is identified by its label, we can define E in terms of the ids, i.e., $E \subseteq \{(k, k') \mid (k, ru), (k, ru') \in V\}$.

We give an example of construction here:

Example 4. process A =
[In(x)]->['a := x] ;
choice {
{ ['a cas "1"]->[Out("2")] } ;
{ ['a cas "A"]->[Out("B")] } ;
};
[]->[Out("End")]

The set V then consists of:

- (0, [Fr(pid)] → [pid := pid])
- (1, [In(x)] → [a := x])
- (2, [a cas "1"] → [Out("2")])
- (3, [a cas "A"] → [Out("B")])
- (4, [] → [Out("End")])

where rule 0 is automatically added by Tamgram to model process initialization. E could then be visually represented as:

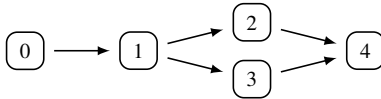


Fig. 1. Example toy CFG.

Overall, the CFG construction matches the usual intuition of CFG. We formally define the CFG procedure in the technical report corresponding to the paper.

C. Labeled operational semantics of Tamgram

Before we define the labelled transition semantics for Tamgram, we introduce some terminology and symbols used in the semantics.

- A *process memory* is a mapping from cells to cell-free terms.
- Given a process memory m , $\mathbb{D}(m)$ denotes its domain.

- Given a process memory m , we define a dereference function $deref(m, c) = t$ if $(c, t) \in m$. This is extended homomorphically to a mapping from terms to cell-free terms.
- Given a rule r , $undefs(r)$ denotes the set of facts of the form $undef(c)$ in the right hand side of r .
- Given a rule r , $defs(r) = \{c \mapsto t \mid 'c := t$ is a fact in $r\}$.
- $ginsts(e)$ denotes set of all ground instances of term e . A ground instance of a term only contains constants or cells as atoms.
- Given a list of terms r_0, \dots , $nostmt(r_0, \dots)$ (no statement) yields r'_0, \dots which is same as r_0, \dots but without any assignments (e.g. $c := x$) or undef, and when provided with rule $l -[a] \mapsto r$, yields $l -[a] \mapsto nostmt(r)$

Additionally, we use the following sets:

- \mathcal{S} refers to the multiset of facts.
- \mathcal{K} is a mapping from process ID to a label in graph representation of the process, serving as “process counter”.
- \mathcal{M} is a mapping from process ID to “memory store,” each memory store is a mapping from cells to cell-free terms, serving as “process memory.” We use this two layered mapping instead of single layer for easier specification of semantics.

We are now ready to define the labelled operational semantics of Tamgram.

Definition 5. The state-space of the labelled transition relation is the product $(\mathcal{S} \times \mathcal{K} \times \mathcal{M})$. Transitions are labelled by ground instances of MSR rules, i.e. by elements of $ginsts(R \cup \{FRESH\})$. The transition relation $steps(Sys) \subseteq (\mathcal{S} \times \mathcal{K} \times \mathcal{M}) \times ginsts(R \cup \{FRESH\}) \times (\mathcal{S} \times \mathcal{K} \times \mathcal{M})$ is defined by the inference rules given in Figure 2. We detail the more complex definitions used by (RULE) below.

Given a multiset S , process memory m , and a ground instance $l' -[a'] \mapsto r'$ of the MSR rule:

- We first remove dereferenced linear facts from S :
 $S_0 = S \setminus \#lfacts(deref(m, l'))$
- then add the consequent facts as defined by r' for the final multiset of facts:
 $S' = S_0 \cup \#mset(deref(m, nostmt(r')))$
- Set of cells $cells_{old}$ from m which remain well defined after execution of $l' -[a'] \mapsto r'$ but not overwritten is equal to $(\mathbb{D}(m) \setminus undefs(r')) \setminus \mathbb{D}(defs(r'))$
- Part of the memory m_{old} to carry over from m is then equal to $\{(c, x) \mid c \in cells_{old} \wedge (c, x) \in m\}$

Finally, we define the notion of a well-formed execution trace.

Definition 6. An *execution trace* in Tamgram is a sequence alternating between $\mathcal{S} \times \mathcal{K} \times \mathcal{C}$ and ground instances of multiset rewriting rules: $(S_0, K_0, M_0), l_0 -[a_0] \mapsto r_0, (S_1, K_1, M_1), \dots$, such that $(S_i, K_i, M_i), l_i -[a_i] \mapsto r_i, (S_{i+1}, K_{i+1}, M_{i+1})$ is in $steps(Sys)$ for all i .

$$\begin{array}{c}
\text{(FRESH)} \frac{\langle\langle (S, K, M), [] \dashv \dashv [Fr(x)], (S, K, M) \rangle\rangle}{\text{where } x \text{ is a fresh name}} \quad \text{(START)} \frac{(k, [Fr(id)] \dashv \dashv [pid := id]) \in V}{\langle\langle (S, K, M), [Fr(id)] \dashv \dashv [pid := id], (S, K', M') \rangle\rangle} \\
\text{where } k \in \text{roots}(E) \\
k' \in \text{succ}(E, k) \\
K' = K \cup \{id' \mapsto k'\}, \\
M' = M \cup \{id' \mapsto \{pid \mapsto id'\}\} \\
\\
\text{(RULE)} \frac{\begin{array}{c} (k, l \dashv \dashv a \mapsto r) \in V \quad l' \dashv \dashv a' \mapsto r' \in \text{ginsts}(l \dashv \dashv a \mapsto r) \\ \text{deref}(m, l') \subseteq^+ S \quad K = K' \cup \{id \mapsto k\} \quad M = M' \cup \{id \mapsto m\} \quad \text{cur}(l \dashv \dashv a \mapsto r) \subseteq \mathbb{D}(m) \end{array}}{\langle\langle (S, K, M), l' \dashv \dashv a' \mapsto r', (S', K' \cup \{id \mapsto k'\}, M' \cup \{id \mapsto m_{old} \cup m_{new}\}) \rangle\rangle} \\
\text{where } k' \in \text{succ}(E, k) \text{ is picked non-deterministically} \quad m_{new} = \text{defs}(r')
\end{array}$$

Fig. 2. Inference rules for the labeled transition relation of a Tamgram system.

Definition 7. An execution trace is well-formed iff there is no invalid cell access e.g. reading cell $'c$ before it is defined.

Example 8. Suppose a process contains steps $[In(x)] \dashv \dashv [a := x, F(x)]$ and $[In(y)] \dashv \dashv [b := y, undef('a)]$, then an example of a well-formed execution trace would be as follows (we fulfill In facts implicitly):

$$\begin{array}{c}
(\emptyset, \emptyset, \emptyset), [Fr(\sim pid)] \dashv \dashv [pid := pid], \\
(\emptyset, \{pid \mapsto 1\}, \{pid \mapsto \{pid \mapsto pid\}\}), \\
[In(x)] \dashv \dashv [a := x, F(x)], \\
(\{F(x)\}, \{pid \mapsto 2\}, \{pid \mapsto \{pid \mapsto pid, 'a \mapsto x\}\}), \\
[In(y)] \dashv \dashv [b := y, undef('a)]. \\
(\{F(x)\}, \{pid \mapsto 2\}, \{pid \mapsto \{pid \mapsto pid, 'a \mapsto x\}\})
\end{array}$$

VI. REVISITING EMVERIFY AND WPA2 IN TAMGRAM

We note that while we rewrote EMVerify fully in Tamgram, as well as a substantial part of WPA2 case study, we only have comparable benchmark results for EMVerify contactless variants, and discussion of WPA2 remains syntactical. The reason is twofold. Firstly, both the EMVerify contact variants and the WPA2 cases require use of custom Tamarin oracles. WPA2 in particular is also heavily tuned via fact annotations. But it is unclear how these should carry over to a Tamgram model. Secondly, Tamarin is transitioning to a new tactic language for ranking facts [21], and along with our plan of extending Tamgram to automate fact ranking, translating existing oracles becomes needlessly time consuming.

State handling and composable process structure: We begin by modeling the same terminal from Section IV-A in Tamgram. We make use of Tamgram’s main state handling primitive: process-local memory cells. Cell names are prefixed by $'$ in Tamgram code, and are dynamically scoped rather than lexically scoped. A cell c is assigned a value v via the assignment $'c := v$ syntax, or removed from process memory via $undef(c)$.

We also make use of the annotation syntax $\textit{“anno”} : rule$ to help us refer back to the original Tamarin model by annotating the relevant steps with the original rule names. These annotations are preserved after translation.

```

process Terminal =
  "Terminal_Sends_GPO":
  [ Fr (~UN),
    !Value($amount, value) ]
  --let ... in ... [ ... ]->
  [ Out(<"GET_PROCESSING_OPTIONS", PDOL>),
    'PDOL := PDOL, 'Role0 := $Terminal ];
  "Terminal_Sends_ReadRecord":
  [ 'Role0 cas $Terminal,
    In(<AIP, "AFL">) ]-->
  [ Out(<"READ_RECORD", "AFL">), 'AIP := AIP ];
  choice {
    { "Terminal_Receive_Records_SDA":
      [ 'Role0 cas $Terminal,
        'AIP cas <"SDA", furtherData>,
        In(<...> as records), ... ]
      --[ ... ]->
      [ 'Role0 := $Terminal, 'PAN := PAN
        , ... ] };
    { "Terminal_Receive_Records_CDA":
      [ 'Role0 cas $Terminal,
        'AIP cas <"CDA", furtherData>,
        In(<...> as records), ... ]
      --[ ... ]->
      [ 'Role0 := $Terminal, ... ] };
    { "Terminal_Receive_Records_DDA":
      [ 'Role0 cas $Terminal,
        'AIP cas <"DDA", furtherData>,
        In(<...> as records), ... ]
      --[ ... ]->
      [ 'Role0 := $Terminal, ... ];
    "Terminal_Sends_InternalAuthenticate": ...;
    "Terminal_Receive_InternalAuthentic...":
      ... }; };
  ...

```

The introduction of cells comes from the observation that state facts are meaningfully packaging of names which we wish to persist past the lexical scope of a MSR rule. And a process local mutable memory cell satisfies this criterion in an intuitive way.

Now a reviewer no longer needs to hunt down usage of facts laboriously, as the relationships between rules are immediate via sequential composition of steps, and with `choice` or other similar primitives to denote divergence of control flow.

As a user, since we no longer need to derive our own state predicates, we can modify process structure freely, while enjoying the full expressive power of MSR rules.

Named arguments: Although process-local cells free us

from the need to fill in a state fact with a large number of arguments manually, we inevitably need to fill in a similarly complex fact that cannot be simplified by using cells. These might be action facts, or shared state between multiple processes to model concurrency.

As the WPA2 case study as an example, we focus on the predicate `AuthGTKState`, which constructs a shared state fact between multiple threads/processes, and the action predicate `AuthenticatorSendsInitialM3`.

```
rule Auth_Check_MIC_M2_Snd_M3:
  let ... in
  [ AuthState(...), ...
  , !AuthGTKState(~authID, stateIdentifier,
                  installedGTKData, shareGTKData,
                  ~pointerGTKState) ]
  --[ Eq(mic_m2, MIC(newPTK, m2))
  , AuthenticatorSendsInitialM3(~authThreadID,
                                ~authID, ~PMK,
                                ~suppThreadID,
                                oldPTK,
                                ~ANonce, SNonce,
                                ctr_plus_1)
  , ... ]->
  [ AuthState(...), ... ]
```

Both carry a considerable number of arguments and usability suffers in the same way to filling in state facts manually: we may easily misplace arguments without warning, yielding a different protocol model.

Tamgram provides guardrails for these cases as well by introducing named (or labelled) arguments seen commonly in a wide variety of programming languages. To utilize help from Tamgram, we simply declare the predicates with named arguments instead of just specifying the arity:

```
pred !AuthGTKState (named authID,
                    named state,
                    named installedGTKData,
                    named shareGTKData,
                    named pointerGTKState)

apred AuthenticatorSendsInitialM3 (
  named authThreadID, named authID,
  named PMK,          named suppThreadID,
  named PTK,          named ANonce,
  named SNonce,      named ctr)
```

Usage of these predicates then requires explicit unordered pairing of terms to the argument label via the `is` keyword. Since we often pair a label with a variable or cell of the same name, Tamgram provides name pruning syntax `.` and `'.` to denote such cases, e.g. `a is '.` rewrites to `a is 'a`.

```
"Auth_Check_MIC_M2_Snd_M3":
  [ ...
  , !AuthGTKState(authID is ~authID,
                  state is stateIdentifier,
                  installedGTKData is ..,
                  shareGTKData is ...,
                  pointerGTKState is .) ]
  --let ... in ...
  [ Eq('mic_m2, MIC(newPTK, 'm2))
  , AuthenticatorSendsInitialM3(
    authThreadID is '..',
    authID is '..',
    PMK is '..',
    suppThreadID is '..',
    ...)
  , ... ]->[ ... ];
```

...;

This removes the need to scrutinize over ordering of arguments entirely, and also makes adding arguments to existing predicates significantly easier.

Module system: In the WPA2 model, all participants utilize the same set of encryption primitives with same style of book-keeping, sharing the same “encryption layer” code so to speak. To maximize code reuse, the original Tamarin model separates this common layer out into `encryption_layer.m4i`. The code is then instantiated when appropriate as seen in the snippets from Section IV-B.

We noted that in order to mimic a module namespace and to ensure that the final expanded form does not interfere with existing names, a fair number of non-obvious mechanisms were used, such as magic string prefixes and myriad internal macros. This style requires careful consideration of the main model, and even more so should we wish to introduce an additional module.

Tamgram addresses the difficulty in packaging code by introducing a simple ML-style module system. As we are following the original model, we want to separate the encryption layer from the main model, but there are also function symbols that we wish to use across both modules. We group these symbols in file `fun_symbols.tg`:

```
fun NULL() = "NULL"

// S denotes the successor function, GTK indicates
// that we are
// dealing with a group key
fun KDF/1
fun GTK/1
...
apred Neq/2
apred Eq/2

fun kNullPTK() = KDF(<NULL(), NULL(), NULL(>))
fun kNullGTK() = GTK(NULL())
...
```

Some of the names are term macros, e.g. `kNullPTK`, which help further tackle the complexity of the model.

We then import the above file (exposed as `Fun_symbols` in the module system) in `encryption_layer.tg`:

```
import Fun_symbols
open Fun_symbols

apred EnqueueMessage/2
apred SendMessage/2
...

In wpa2_four_way_handshake.tg, we import
both Fun_symbols and Encryption_layer, and
also define additional submodules Restrictions
and Enc_restrictions. We additionally introduce
an alias Enc to the encryption layer module.

import Fun_symbols
open Fun_symbols
...
module Restrictions = {
  restriction Neq =
    All x y #i. Neq(x, y) @ i ==> not(x = y)
  ...
}
```



```

import Encryption_layer
module Enc = Encryption_layer

module Enc_restrictions = {
  restriction MessagesAreSentInEnqueueOrder =
    All ... #i1 #j1 #i2 #j2.
    Enc.EnqueueMessage(...) @ i1 & ...
    Enc.SendMessage(...) @ i2 & ...
}
...

```

Process macros: Finally we use process macros to provide a consistent interface for participants to manage the encryption layer.

Process macros differ from term macros such as `kNullPTK` in two main ways: process macros always operate in process syntax, and process macros can treat cell arguments differently from term arguments. For instance, term macros cannot make use of the cell assignment (`:=`) syntax, and as such any cell passed to a term macro is always semantically equivalent to the underlying value.

We define the interfaces `InEnc` and `OutEnc` in `encryption_layer.tg`, where we mark the cell `'message` as `rw` to denote we allow process macro `InEnc` to write back to the original process through this cell. Tamgram also provides name pruning syntax for cell assignments similar to the ones for named arguments:

```

process InEnc(named role,
  named rw 'message,
  named receiverThreadID,
  named receiverID) =
  choice {
    { "Receive_plaintext":
      [ In(message)
        , !ReceiverPTK(...) ]
      --[ ... ]->
      [ 'message := . ] };
    { "Receive_ciphertext":
      [ In(sncnc(message, PTK, nonce))
        , !ReceiverPTK(...) ]
      --[ Neq(PTK, kNullPTK()), ... ]->
      [ 'message := . ] }; }
process OutEnc(named senderThreadID,
  named message,
  named frameTag) =
  [ Fr(~messageID) ]
  --[ EnqueueMessage(senderThreadID, messageID) ]->
  [ Queued(senderThreadID is .,
    messageID is .,
    message is .,
    frameTag is .) ]

```

Making use of the interfaces in `wpa2_four_way_handshake.tg` is then as straightforward as using other function symbols:

```

"Auth_Rcv_M2":
  [ 'state cas "PTK_START" ]->[];
  Enc.InEnc(
    role is Auth(),
    message is '.',
    receiverThreadID is 'authThreadID,
    receiverID is 'authID;
    [ 'message cas <<'ctr, SNonce> as m2, mic_m2> ]
  --[ ... ]->[ ... ]
...
"Auth_Check_MIC_M2_Snd_M3":
  [ 'state cas "PTK_CALC_NEGOTIATING"
    , ... ]

```

```

--let ... in ...
[ ... ]->[ ... ];
Enc.OutEnc(
  message is <'m3, MIC('newPTK, 'm3)>,
  senderThreadID is 'authThreadID,
  frameTag is kDataFrame()

```

Overall, process macros in combination with the module system provide a straightforward way to package away details not immediately relevant to the main model.

VII. COMPARISON TO SAPIC

The most prominent difference between Tamgram and SAPIC is that SAPIC is integrated into Tamarin, while Tamgram is a separate compiler. We elaborate upon other major differences below. We assume reader is familiar with the usual syntax of a process in pi-calculus.

Unit of steps: Tamgram uses MSR rules as the smallest unit of steps, while the core language of SAPIC models steps in its variant of applied pi-calculus.

State handling: In SAPIC, in the core language there is only notion of global states:

$P, Q ::=$	stateful process
insert $t1, t2; P$	set state $t1$ to $t2$
delete $t; P$	delete state t
lookup t as x in P else $Q; P$	read state t into variable x

To store a local state v , we pick a term k that is unique to the process (usually a process ID of sorts), and then use the `insert k, v; P` syntax. This lack of separation makes error checking concerning process local states difficult to perform, e.g. use of uninitialized states, use of deleted states. Some translation optimizations discussed in Section VIII-A are also made complicated in the general case.

Modeling concurrency: SAPIC provides syntax for modeling a typical mutex:

$P, Q ::=$	stateful process
lock $t; P$	set lock on t
unlock $t; P$	remove lock on t

In Tamgram we need to specify the relevant predicates and restrictions ourselves for lock.

Though as a trade-off, in Tamgram we can also specify concurrency primitives or data structures not related to locks or lookup table entries in MSR rules directly, e.g. semaphore, queue, condition variables.

Further abstractions: SAPIC provides further features out of the box. For instance, translating using a “enforcing local progress” semantics, where the set of traces considered consist of only traces of processes which have been reduced as far as possible, and “Isolated Execution Environments” (IEEs) or enclaves.

Usability improvements: Tamgram provides a module system and named arguments which make models easier to package. But these syntactic extensions are easy to incorporate into SAPIC, and do not constitute fundamental differences.

Overall, for protocols which do not make use of many local states, and do not need the expressive power of MSR rules, SAPIC is likely more straightforward and succinct. On the

other hand, Tamgram is designed to work well with MSR rules, and is designed for processes with many local states and control flows not easily expressible in the pi process syntax.

VIII. TRANSLATION INTO TAMARIN

The way we translate Tamgram into Tamarin has a significant impact on the verification speed. Models handwritten and fine-tuned by experts are usually the fastest compared to translated models [9]. But it is difficult to handcraft a model for a complex protocol, and hence we want Tamgram to capture the “expert” style.

We start by exploring three naive ways of translation, and then combine these into a “hybrid” translation which is closest to the “expert” style.

We only consider CFGs that always yield well-formed execution traces (Definition 7). The procedure which determines if a given CFG has this property is in essence a different formulation of live-variable analysis and static-single assignment [22]. We relegate the details and correctness proof of this procedure and the correctness proof of the overall translation procedure to the technical report.¹

A. Translation styles and considerations

We demonstrate the naive translations using CFG as shown in Figure 3. Throughout the subsections, we use $St(k, \dots)$ to denote our state facts, where k denotes the rule number, i.e. $k \in \mathbb{D}(V(CFG))$, and \dots denotes the context and process id.

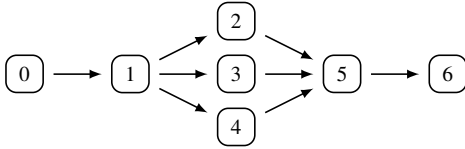


Fig. 3. Basic CFG.

Cell-by-cell translation: The simplest translation in both implementation and formalization is to use a key value pair predicate C to encode the cells. C stores the cell name as the first argument, and the associated memory content as the second argument. Here $_$ denotes a placeholder.

$$\begin{array}{ll}
 l_0 \neg [a_0] \mapsto r_0, & C('a', _), \dots \\
 C('a', _), \dots, & l_1 \neg [a_1] \mapsto r_1, & C('b', _), \dots \\
 C('c', _), \dots & l_2 \neg [a_2] \mapsto r_2, & C('d', _), \dots \\
 C('c', _), \dots & l_3 \neg [a_3] \mapsto r_3, & C('e', _), \dots \\
 C('a', _), \dots & l_4 \neg [a_4] \mapsto r_4, & C('a', _), \dots \\
 C('a', _), \dots & l_5 \neg [a_5] \mapsto r_5, & C('c', _), \dots \\
 C('c', _), \dots & l_6 \neg [a_6] \mapsto r_6
 \end{array}$$

A problem with this translation is that a read operation often yields the same fact on both the left and right side of an MSR rule, which forms a loop. This style consistently leads to the worst performance in most cases (see Figures 5 and 6).

Forward translation: In this translation, a rule sets up the context required by the successor rule (we look “forward” so to speak). The translation of Figure 3 then reads:

¹Available in the supplementary material included in this submission.

$$\begin{array}{lll}
 0. & & l_0 \neg [a_0] \mapsto r_0, \quad St(1, \dots) \\
 1_2. & St(1, \dots), & l_1 \neg [a_1] \mapsto r_1, \quad St(2, \dots) \\
 1_3. & St(1, \dots), & l_1 \neg [a_1] \mapsto r_1, \quad St(3, \dots) \\
 1_4. & St(1, \dots), & l_1 \neg [a_1] \mapsto r_1, \quad St(4, \dots) \\
 2. & St(2, \dots), & l_2 \neg [a_2] \mapsto r_2, \quad St(5, \dots) \\
 3. & St(3, \dots), & l_3 \neg [a_3] \mapsto r_3, \quad St(5, \dots) \\
 4. & St(4, \dots), & l_4 \neg [a_4] \mapsto r_4, \quad St(5, \dots) \\
 5. & St(5, \dots), & l_5 \neg [a_5] \mapsto r_5, \quad St(6, \dots) \\
 6. & St(6, \dots), & l_6 \neg [a_6] \mapsto r_6
 \end{array}$$

We note that in this style, joins are efficient (only one copy of rule 5 is needed), but splits can require potentially many duplications of rules (rule 1 requires 3 copies in this case to account for different possible successors).

Backward translation: In this style, a rule accesses the context left behind by the predecessor rule (we look “backward”). The translation of Figure 3 then reads:

$$\begin{array}{lll}
 0. & & l_0 \neg [a_0] \mapsto r_0, \quad St(0, \dots) \\
 1. & St(0, \dots), & l_1 \neg [a_1] \mapsto r_1, \quad St(1, \dots) \\
 2. & St(1, \dots), & l_2 \neg [a_2] \mapsto r_2, \quad St(2, \dots) \\
 3. & St(1, \dots), & l_3 \neg [a_3] \mapsto r_3, \quad St(3, \dots) \\
 4. & St(1, \dots), & l_4 \neg [a_4] \mapsto r_4, \quad St(4, \dots) \\
 5_2. & St(2, \dots), & l_5 \neg [a_5] \mapsto r_5, \quad St(5, \dots) \\
 5_3. & St(3, \dots), & l_5 \neg [a_5] \mapsto r_5, \quad St(5, \dots) \\
 5_4. & St(4, \dots), & l_5 \neg [a_5] \mapsto r_5, \quad St(5, \dots) \\
 6. & St(5, \dots), & l_6 \neg [a_6] \mapsto r_6, \quad St(6, \dots)
 \end{array}$$

Here we see opposite properties compared to forward translation: namely splits are now efficient (only one copy of rule 1 is needed), but joins are inefficient (rule 5 requires 3 copies to account for different possible predecessors).

B. Hybrid translation

In the simple case, it seems that we can use the forward translation for splits and a backward translation for joins to mitigate all shortcomings. Indeed this is the usual natural manual encoding style we see in case studies. However, to accommodate for the general case, we require a formalization of the intuition over graphs (our intermediate representation) rather than just over explicit splits and joins, since we want the higher level construct of Tamgram to remain flexible (should we introduce other loop primitives, for instance). We specify the translation from a Tamgram process (in CFG representation) to Tamarin rules as follows, given a graph $\langle V, E \rangle$. We denote the translation function of a Tamgram process as T , which consists of a set of Tamarin multiset rewriting rules.

Definition 9. $flatten(ctx)$ yields a tuple $\langle c_0, c_1, \dots, c_n \rangle$ sorted lexicographically by the name of cells such that $\{c_0, c_1, \dots, c_n\} = ctx$. Meaningfully we just need a deterministic mapping from a set of cells to a tuple of cells.

Definition 10. We define $cvar$ as follows:

$$\begin{aligned} cvar(c) &= \text{a unique name mapped to } c \\ cvar(\langle x_0, \dots, x_n \rangle) &= \langle cvar(x_0), \dots, cvar(x_n) \rangle \\ cvar([x_0, \dots, x_n]) &= [cvar(x_0), \dots, cvar(x_n)] \\ cvar(l \dashv [a] \mapsto r) &= cvar(l) \dashv [cvar(a)] \mapsto cvar(r) \end{aligned}$$

$cvar$ is essentially a function that replaces all cells with variables. This is largely a formality, and in implementation we can just create the mapping required by applying a reserved prefix to cell names. For example, cell c can be replaced with variable tc_c where $tc_$ is the reserved prefix.

Here we give the basic version of the definitions of $ctx_{maxR}(k)$ and $ctx_{maxRA}(k)$. Details are given in the technical report.

Definition 11. We define $ctx_{maxR}(k)$ to be the ‘‘maximal context required’’ by rule k , which is an over-approximation of cells that the process should carry whenever rule k is reached to not result in access of undefined cells.

Definition 12. We define $ctx_{maxRA}(k)$ to be the ‘‘maximal context required afterwards’’ by rule k , which is the union of ctx_{maxR} of all successors k'_0, k'_1, \dots of k .

This may not always relate to $ctx_{maxR}(k)$ by the subset relation. For example, if k does not use cell a , but defines it on the right field, $a \notin ctx_{maxR}(k)$ but a may still be in $ctx_{maxR}(k')$ for some successor k' .

We annotated whether a rule should use forward or backward style based on a simple heuristic called *exit bias*.

Definition 13. We define exit bias as follows: for any rule ru indexed by k ,

if $succ(E, k) \leq 1$, **then** $exit_bias(\langle V, E \rangle, k) = Forward$
else $exit_bias(\langle V, E \rangle, k) = Backward$

For instance, in Figure 3, rule 1 has a *Backward* exit bias, while all other rules have a *Forward* exit bias.

We do not assign ‘‘entry bias,’’ as unifying entry biases and exit biases introduces significant overhead without obvious benefits, i.e. the strictly ‘‘optimal’’ arrangement does not seem to be significantly better for the usual CFGs in our tests. Instead, we create as many copies as needed for a given rule to match the exit biases of its predecessors.

From the biases, we compute the possible entry and exit facts, which we use to compute the exact copies of the rules to generate.

The set of possible exit facts used by a rule is determined by the exit bias. If the rule is forward exit biased, then the rule handles the context required for the successor (if exists). Otherwise, the rule leaves a context that satisfies the memory requirement of all successors.

Definition 14. We define the set of possible exit facts of a rule ru indexed by k ,

if $exit_bias(\langle V, E \rangle, k) = Forward$, **then** $\forall k' \in succ(E, k)$.

$$St^F(\sim pid, k', cvar(ctx_{maxR}(k'))) \in exit_facts(\langle V, E \rangle, k)$$

else

$$St^B(\sim pid, k, cvar(ctx_{maxRA}(k))) \in exit_facts(\langle V, E \rangle, k)$$

Definition 15. We define the set of possible entry facts of a rule ru indexed by k : $\forall k' \in pred(E, k)$,

if $exit_bias(\langle V, E \rangle, k') = Forward$, **then**

$$St^F(\sim pid, k, cvar(ctx_{maxR}(k))) \in entry_facts(\langle V, E \rangle, k)$$

else

$$St^B(\sim pid, k', cvar(ctx_{maxRA}(k'))) \in entry_facts(\langle V, E \rangle, k)$$

which essentially reads we accommodate the exit bias of each predecessor.

Definition 16. For a Tamgram system Sys , we define the translation of the system into set of Tamarin rules $T(Sys)$ as follows: \forall rule $l \dashv [a] \mapsto r$ indexed by k . **let** $entryFs = entry_facts(\langle V, E \rangle, k)$ **and** $exitFs = exit_facts(\langle V, E \rangle, k)$ **if** $entryFs = \emptyset$, **then** $\forall exitF \in exitFs$.

$$cvar(l \dashv [a] \mapsto [exitF, r]) \in T(Sys)$$

else if $exitFs = \emptyset$, **then** $\forall entryF \in entryFs$.

$$cvar([entryF, l] \dashv [a] \mapsto r) \in T(Sys)$$

else $\forall entryF \in entryFs, exitF \in exitFs$.

$$cvar([entryF, l] \dashv [a] \mapsto [exitF, r]) \in T(Sys)$$

We demonstrate this in action by using the basic CFG above. We list the exit biases, possible exit facts of all the rules in accordance with above definitions.

	Exit bias	Exit facts	Entry facts
0.	<i>Forward</i>	$St^F(\sim pid, 1, \dots)$	
1.	<i>Backward</i>	$St^B(\sim pid, 1, \dots)$	$St^F(\sim pid, 1, \dots)$
2.	<i>Forward</i>	$St^F(\sim pid, 5, \dots)$	$St^B(\sim pid, 1, \dots)$
3.	<i>Forward</i>	$St^F(\sim pid, 5, \dots)$	$St^B(\sim pid, 1, \dots)$
4.	<i>Forward</i>	$St^F(\sim pid, 5, \dots)$	$St^B(\sim pid, 1, \dots)$
5.	<i>Forward</i>	$St^F(\sim pid, 6, \dots)$	$St^F(\sim pid, 5, \dots)$
6.	<i>Forward</i>		$St^F(\sim pid, 6, \dots)$

In this case, as each rule has at most one possible exit fact and at most one possible entry fact, we only need to generate one copy of each rule:

0.		$l_0 \dashv [a_0] \mapsto r_0,$	$St^F(\sim pid, 1, \dots)$
1.	$St^F(\sim pid, 1, \dots),$	$l_1 \dashv [a_1] \mapsto r_1,$	$St^B(\sim pid, 1, \dots)$
2.	$St^B(\sim pid, 1, \dots),$	$l_2 \dashv [a_2] \mapsto r_2,$	$St^F(\sim pid, 5, \dots)$
3.	$St^B(\sim pid, 1, \dots),$	$l_3 \dashv [a_3] \mapsto r_3,$	$St^F(\sim pid, 5, \dots)$
4.	$St^B(\sim pid, 1, \dots),$	$l_4 \dashv [a_4] \mapsto r_4,$	$St^F(\sim pid, 5, \dots)$
5.	$St^F(\sim pid, 5, \dots),$	$l_5 \dashv [a_5] \mapsto r_5,$	$St^F(\sim pid, 6, \dots)$
6.	$St^F(\sim pid, 6, \dots),$	$l_6 \dashv [a_6] \mapsto r_6$	

Overall, this style combines the strength of forward and backward translation styles with relatively straightforward procedures.

IX. EXPERIMENTS ON EXISTING CASE STUDIES

To demonstrate and test the practicality of our procedures, we performed a case study on one set of small protocols (CSF18 XOR), and one large protocol with different variants (EMVerify Contactless). Our primary concern lies in the latter.

All tests are done with the following parameters passed to Haskell runtime when invoking Tamarin: 4 CPU cores (2.1GHz), 50GB max memory. Tamarin is terminated at 60 minutes mark if not finished, (denoted by `TIMEOUT` in tables).

We tried to be as faithful to the original Tamarin specification files as we could during our translation, with the only alteration being conversion of state predicates to uses of cells, and replicating the control flow as denoted by the original state predicates. But we cannot rule out discrepancies in our translation, as shown by some rows where some compiled model is vastly slower or faster than the original version, even though it is comparable in most other rows.

For CSF18 XOR, as the cases do not share the same set of lemmas, we only present a summary in Figure 4 (see Appendix A for details). For EMVerify, due to the large number of variants, and significantly longer run time for each lemma, we only picked two variants with the fewest timeout cases to illustrate for all translation styles, but we note the performance difference is usually consistent across variants in our testing (see Appendix B for details).

A. CSF18 XOR

	Original	Cell-by-cell	Forward	Backward	Hybrid
CH07	2.0	3.4	2.2	2.2	2.1
CRxor	1.2	1.2	1.2	1.2	1.2
KCL07	1.3	1.5	1.4	1.5	1.4
LAK06	9.8	12.7	11.5	11.1	11.1
NSLPK3xor	3.3	10.7	3.9	3.7	3.9

Fig. 4. CSF18 XOR benchmark summary (seconds)

For CSF18 XOR [23], all the protocols are relatively simple in structure, with the CFG of a process mostly being a line, i.e. there is no (conditional) branching.

All translation styles (Figure 7 to 11 in Appendix) give comparable overheads for most of the cases, and are within margin of error with respect to the measurement of the original specification.

B. EMVerify Contactless

	Original	Cell-by-cell	Forward	Backward	Hybrid
executable	55.5	TIMEOUT	91.2	78.3	63.8
bank_accepts	707.7	TIMEOUT	1018.9	1006.7	932.4
auth_to_terminal_minimal	TIMEOUT	TIMEOUT	TIMEOUT	TIMEOUT	TIMEOUT
auth_to_terminal	TIMEOUT	TIMEOUT	TIMEOUT	TIMEOUT	TIMEOUT
auth_to_bank_minimal	60.9	TIMEOUT	98.5	89.7	66.9
auth_to_bank	619.0	TIMEOUT	206.8	203.4	172.1
secrecy_MK	46.9	TIMEOUT	77.6	62.5	49.2
secrecy_privkCard	45.1	TIMEOUT	81.8	74.7	47.4
secrecy_PAN	46.0	TIMEOUT	76.4	68.0	47.9

Fig. 5. EMVerify Contactless Mastercard CDA NoPIN Low benchmark (seconds)

For EMVerify [18] cases, the translation style has a much higher impact in the verification time.

	Original	Cell-by-cell	Forward	Backward	Hybrid
executable	54.6	TIMEOUT	91.3	77.3	59.4
bank_accepts	1261.0	TIMEOUT	951.6	933.5	872.1
auth_to_terminal_minimal	TIMEOUT	TIMEOUT	978.2	972.4	923.4
auth_to_bank_minimal	82.4	TIMEOUT	154.2	103.5	91.7
auth_to_bank	309.3	TIMEOUT	672.1	383.8	334.2
secrecy_MK	47.2	TIMEOUT	71.8	62.4	47.8
secrecy_privkCard	47.7	TIMEOUT	73.6	69.8	48.4
secrecy_PIN	44.4	TIMEOUT	83.1	76.5	47.0
secrecy_PAN	43.9	TIMEOUT	80.8	69.2	51.2

Fig. 6. EMVerify Contactless Visa DDA Low benchmark (seconds)

- The Cell-by-cell translation, which is the simplest, consistently times out at 1 hour mark for all lemmas.
- Both the forward and backward translations finish within a reasonable time frame w.r.t. the original model, but consistently carry a 50% to 85% verification time overhead.
- The hybrid translation closely matches the original model in verification time in the majority of the cases.

X. CONCLUSIONS AND FUTURE WORK

Tamgram offers some of the modern programming experiences to Tamarin users while preserving the strength of Tamarin. We believe that the addition of features is necessary for writing readable models of complex security protocols.

We identify several avenues for further improvements:

- We intend to further investigate whether the clearer specification of the control flow of protocol in the form of Tamgram processes allows for better automated derivation of proof heuristics (in the form of Tamarin oracles). High-level languages such as SAPIC use a custom proof oracle to guide Tamarin during verification of the compiled model. The custom proof heuristics lead to significant speedup in some cases [24]. Approaches based on dynamic proof heuristics such as SmartVerif [24] also further improve the degree of automation.
- Other projects, such as SAPIC+ [9], carry an optimization pass during translation into Tamarin. This yields significant speedup as a result in some protocols. These are possible due to the protocol being specified in a higher level language where intentions are more clearly captured. We intend to investigate if Tamgram may benefit from similar optimization procedures.
- In very complex case studies, such as the WPA2 case study, several advanced features related to the tuning of heuristics for Tamarin resolution are used. Tamgram currently lacks the syntactic support for these. Furthermore, it remains to be investigated how we should handle these heuristics hints during the various translation passes.
- Currently, it can be difficult to interpret Tamarin proofs based on the compiled results because there is a disconnect between the compiled model and the Tamgram model. We have begun work on the idea of “back translation”, to rewrite the proof graph in Tamarin interactive mode to map closely to the original Tamgram model instead of the compiled model.

REFERENCES

- [1] S. Meier, B. Schmidt, C. Cremers, and D. A. Basin, “The TAMARIN prover for the symbolic analysis of security protocols,” in *Computer Aided Verification - 25th International Conference, CAV 2013, Saint Petersburg, Russia, July 13-19, 2013. Proceedings*, ser. Lecture Notes in Computer Science, N. Sharygina and H. Veith, Eds., vol. 8044. Springer, 2013, pp. 696–701. [Online]. Available: https://doi.org/10.1007/978-3-642-39799-8_48
- [2] I. 802.11, “Local and metropolitan area networks: Wireless lan medium access control (mac) and physical layer (phy) specifications. ieee std 802.11-2016.” Tech. Rep., 2016.
- [3] E. Rescorla, “The transport layer security (TLS) protocol version 1.3 – rfc 8446,” IETF, Tech. Rep., 2018.
- [4] B. Blanchet, “An Efficient Cryptographic Protocol Verifier Based on Prolog Rules,” in *14th IEEE Computer Security Foundations Workshop (CSFW-14)*. Cape Breton, Nova Scotia, Canada: IEEE Computer Society, Jun. 2001, pp. 82–96.
- [5] S. Kremer and R. Künnemann, “Automated analysis of security protocols with global state,” *Journal of Computer Security*, vol. 24, pp. 1–34, 08 2016.
- [6] M. Abadi, B. Blanchet, and C. Fournet, “The applied pi calculus: Mobile values, new names, and secure communication,” *J. ACM*, vol. 65, no. 1, pp. 1:1–1:41, 2018. [Online]. Available: <https://doi.org/10.1145/3127586>
- [7] D. A. Basin, C. Cremers, J. Dreier, and R. Sasse, “Tamarin: Verification of large-scale, real-world, cryptographic protocols,” *IEEE Secur. Priv.*, vol. 20, no. 3, pp. 24–32, 2022. [Online]. Available: <https://doi.org/10.1109/MSEC.2022.3154689>
- [8] R. Milner, M. Tofte, R. Harper, and D. MacQueen, *The Definition of Standard ML: Revised*, ser. Mit Press. Penguin Random House LLC, 1997.
- [9] V. Cheval, C. Jacomme, S. Kremer, and R. Künnemann, “Sapic+: protocol verifiers of the world, unite!” in *USENIX Security Symposium (USENIX Security), 2022, 2022*.
- [10] V. Cheval, S. Kremer, and I. Rakotonirina, “Deepsec: Deciding equivalence properties in security protocols theory and practice,” in *2018 IEEE Symposium on Security and Privacy (SP)*, 2018, pp. 529–546.
- [11] D. A. Basin, M. Keller, S. Radomirovic, and R. Sasse, “Alice and bob meet equational theories,” in *Logic, Rewriting, and Concurrency - Essays dedicated to José Meseguer on the Occasion of His 65th Birthday*, ser. Lecture Notes in Computer Science, N. Martí-Oliet, P. C. Ölveczky, and C. L. Talcott, Eds., vol. 9200. Springer, 2015, pp. 160–180. [Online]. Available: https://doi.org/10.1007/978-3-319-23165-5_7
- [12] M. Arapinis, J. Phillips, E. Ritter, and M. D. Ryan, “Statverif: Verification of stateful processes,” *J. Comput. Secur.*, vol. 22, no. 5, pp. 743–821, 2014. [Online]. Available: <https://doi.org/10.3233/JCS-140501>
- [13] B. Blanchet, V. Cheval, and V. Cortier, “Proverif with lemmas, induction, fast subsumption, and much more,” in *2022 IEEE Symposium on Security and Privacy (SP)*, 2022, pp. 69–86.
- [14] B. Schmidt, “Formal analysis of key exchange protocols and physical protocols,” Doctoral Thesis, ETH Zurich, Zürich, 2012.
- [15] D. Dolev and A. C. Yao, “On the security of public key protocols,” *IEEE Trans. Inf. Theory*, vol. 29, no. 2, pp. 198–207, 1983. [Online]. Available: <https://doi.org/10.1109/TIT.1983.1056650>
- [16] T. Gehrke and A. Rensink, “Process creation and full sequential composition in a name-passing calculus,” in *International Workshop on Expressiveness in Concurrency, EXPRESS 1997, Santa Margherita Ligure, Italy, September 8-12, 1997*, ser. Electronic Notes in Theoretical Computer Science, C. Palamidessi and J. Parrow, Eds., vol. 7. Elsevier, 1997, pp. 141–160. [Online]. Available: [https://doi.org/10.1016/S1571-0661\(05\)80471-2](https://doi.org/10.1016/S1571-0661(05)80471-2)
- [17] T. T. Team. [Online]. Available: <https://tamarin-prover.github.io/manual/>
- [18] D. A. Basin, R. Sasse, and J. Toro-Pozo, “The EMV standard: Break, Fix, Verify,” in *2021 IEEE Symposium on Security and Privacy (SP), May 23-27, 2021, San Francisco, CA, US*. IEEE, May 2021, pp. 1766–1781. [Online]. Available: <https://doi.org/10.1109/SP40001.2021.00037>
- [19] C. Cremers, B. Kiesl, and N. Medinger, “A formal analysis of ieee 802.11’s wpa2: Countering the cracks caused by cracking the counters,” in *Proceedings of the 29th USENIX Conference on Security Symposium*, ser. SEC’20. USA: USENIX Association, 2020.
- [20] “Gnu m4 1.4.19 macro processor.” [Online]. Available: <https://www.gnu.org/software/m4/manual/m4.html>
- [21] “Tactic parser.” [Online]. Available: <https://github.com/tamarin-prover/tamarin-prover/pull/508>
- [22] A. Appel, *Modern Compiler Implementation in ML*. Cambridge University Press, 1998.
- [23] J. Dreier, L. Hirschi, S. Radomirovic, and R. Sasse, “Automated unbounded verification of stateful cryptographic protocols with exclusive or,” in *2018 IEEE 31st Computer Security Foundations Symposium (CSF)*, 2018, pp. 359–373.
- [24] Y. Xiong, C. Su, W. Huang, F. Miao, W. Wang, and H. Ouyang, “Smartverif: Push the limit of automation capability of verifying security protocols by dynamic strategies,” in *USENIX Security Symposium*, 2020.

APPENDIX A
CSF18 XOR FULL BENCHMARK

	Original	Cell-by-cell	Forward	Backward	Hybrid
recentative_tag	0.6	0.7	0.7	0.7	0.7
recentative_reader	0.3	0.7	0.4	0.4	0.4
noninjectiveagreement_tag	0.3	0.8	0.4	0.4	0.3
noninjectiveagreement_reader	0.3	0.4	0.3	0.3	0.3
executable	0.4	0.7	0.4	0.4	0.5

Fig. 7. CSF18 XOR CH07

	Original	Cell-by-cell	Forward	Backward	Hybrid
recentative_tag	0.9	1.1	1.0	1.0	1.0
executable	0.4	0.4	0.4	0.4	0.4

Fig. 9. CSF18 XOR KCL07

	Original	Cell-by-cell	Forward	Backward	Hybrid
types	0.5	1.2	0.6	0.5	0.6
nonce_secretcy	1.2	2.1	1.5	1.3	1.4
injective_agree	1.2	6.3	1.3	1.4	1.4
session_key_setup_possible	0.4	1.1	0.5	0.5	0.4

Fig. 11. CSF18 XOR NSLPK3xor

	Original	Cell-by-cell	Forward	Backward	Hybrid
alive	0.3	0.3	0.3	0.3	0.3
recentative_tag	0.4	0.5	0.5	0.5	0.5
executable	0.4	0.4	0.4	0.4	0.4

Fig. 8. CSF18 XOR CRxor

	Original	Cell-by-cell	Forward	Backward	Hybrid
executable	0.8	0.6	0.9	0.8	0.9
helpingSecrecy	0.2	0.3	0.2	0.2	0.2
noninjectiveagreementTAG	8.2	11.2	9.6	9.3	9.2
noninjectiveagreementREADER	0.6	0.5	0.8	0.8	0.8

Fig. 10. CSF18 XOR LAK06

APPENDIX B
EMVERIFY HYBRID TRANSLATION BENCHMARK

Legend:	Original	Hybrid							
	executable				bank_accepts				
Mastercard_CDA_NoPIN_High	falsified 47 steps	48.2	falsified 48 steps	51.1	×	-	×	-	
Mastercard_CDA_NoPIN_Low	verified 30 steps	55.5	verified 28 steps	63.8	verified 2897 steps	707.7	verified 3629 steps	932.4	
Mastercard_CDA_OnlinePIN_High	verified 30 steps	55.6	verified 29 steps	69.4	verified 7145 steps	1715.6	verified 9331 steps	2396.0	
Mastercard_CDA_OnlinePIN_Low	verified 30 steps	55.7	verified 28 steps	64.2	verified 2905 steps	707.2	verified 3637 steps	973.5	
Mastercard_DDA_NoPIN_High	falsified 49 steps	46.8	falsified 50 steps	52.1	×	-	×	-	
Mastercard_DDA_NoPIN_Low	verified 29 steps	54.1	verified 27 steps	56.2	falsified 16 steps	344.9	falsified 17 steps	603.0	
Mastercard_DDA_OnlinePIN_High	verified 29 steps	54.1	verified 28 steps	58.6	verified 4865 steps	1054.8	verified 6371 steps	1468.1	
Mastercard_DDA_OnlinePIN_Low	verified 29 steps	51.3	verified 27 steps	57.4	falsified 16 steps	346.5	falsified 17 steps	594.9	
Mastercard_SDA_NoPIN_High	falsified 45 steps	47.4	falsified 46 steps	49.9	×	-	×	-	
Mastercard_SDA_NoPIN_Low	verified 27 steps	51.1	verified 25 steps	54.3	falsified 13 steps	189.8	falsified 14 steps	52.7	
Mastercard_SDA_OnlinePIN_High	verified 27 steps	51.1	verified 26 steps	58.8	verified 2315 steps	515.9	verified 3047 steps	707.9	
Mastercard_SDA_OnlinePIN_Low	verified 27 steps	51.0	verified 25 steps	53.1	falsified 13 steps	192.4	falsified 14 steps	53.5	
Visa_DDA_High	verified 29 steps	53.3	verified 29 steps	60.2	verified 5617 steps	933.8	verified 5657 steps	985.7	
Visa_DDA_Low	verified 28 steps	54.6	verified 28 steps	59.4	falsified 17 steps	1261.0	falsified 18 steps	872.1	
Visa_DDA_Low_Fix	verified 28 steps	63.3	verified 28 steps	71.1	verified 3710 steps	733.8	verified 3728 steps	779.6	
Visa_EMV_High	verified 22 steps	49.0	verified 23 steps	53.1	verified 308 steps	69.3	verified 356 steps	74.8	
Visa_EMV_Low	verified 22 steps	49.2	verified 23 steps	51.2	verified 210 steps	61.9	verified 242 steps	70.6	

Fig. 12. EMVerify table 1

	auth_to_terminal_minimal				auth_to_terminal			
Mastercard_CDA_NoPIN_High	×	-	×	-	×	-	×	-
Mastercard_CDA_NoPIN_Low	×	TIMEOUT	×	TIMEOUT	×	TIMEOUT	×	TIMEOUT
Mastercard_CDA_OnlinePIN_High	×	TIMEOUT	×	TIMEOUT	×	TIMEOUT	×	TIMEOUT
Mastercard_CDA_OnlinePIN_Low	×	TIMEOUT	×	TIMEOUT	×	TIMEOUT	×	TIMEOUT
Mastercard_DDA_NoPIN_High	×	-	×	-	×	-	×	-
Mastercard_DDA_NoPIN_Low	×	TIMEOUT	falsified 13 steps	246.1	×	-	×	-
Mastercard_DDA_OnlinePIN_High	×	TIMEOUT	×	TIMEOUT	×	TIMEOUT	×	TIMEOUT
Mastercard_DDA_OnlinePIN_Low	×	TIMEOUT	falsified 13 steps	250.0	×	-	×	-
Mastercard_SDA_NoPIN_High	×	-	×	-	×	-	×	-
Mastercard_SDA_NoPIN_Low	×	TIMEOUT	falsified 10 steps	536.6	×	-	×	-
Mastercard_SDA_OnlinePIN_High	×	TIMEOUT	×	TIMEOUT	×	TIMEOUT	×	TIMEOUT
Mastercard_SDA_OnlinePIN_Low	×	TIMEOUT	falsified 10 steps	542.0	×	-	×	-
Visa_DDA_High	×	TIMEOUT	×	TIMEOUT	×	TIMEOUT	×	TIMEOUT
Visa_DDA_Low	×	TIMEOUT	falsified 14 steps	923.4	×	-	×	-
Visa_DDA_Low_Fix	×	TIMEOUT	×	TIMEOUT	×	TIMEOUT	×	TIMEOUT
Visa_EMV_High	falsified 11 steps	74.7	falsified 11 steps	85.2	×	-	×	-
Visa_EMV_Low	falsified 11 steps	75.7	falsified 11 steps	80.0	×	-	×	-

Fig. 13. EMVerify table 2

	auth_to_bank_minimal				auth_to_bank			
Mastercard_CDA_NoPIN_High	×	-	×	-	×	-	×	-
Mastercard_CDA_NoPIN_Low	verified 141 steps	60.9	verified 147 steps	66.9	verified 2818 steps	619.0	verified 612 steps	172.1
Mastercard_CDA_OnlinePIN_High	verified 221 steps	74.9	verified 260 steps	86.5	verified 3566 steps	820.6	verified 1086 steps	293.0
Mastercard_CDA_OnlinePIN_Low	verified 141 steps	63.6	verified 147 steps	69.6	verified 2818 steps	616.9	verified 612 steps	176.3
Mastercard_DDA_NoPIN_High	×	-	×	-	×	-	×	-
Mastercard_DDA_NoPIN_Low	verified 137 steps	59.5	verified 143 steps	68.7	verified 2912 steps	490.3	verified 666 steps	157.5
Mastercard_DDA_OnlinePIN_High	verified 203 steps	72.5	verified 242 steps	81.6	verified 3372 steps	621.6	verified 1116 steps	264.0
Mastercard_DDA_OnlinePIN_Low	verified 137 steps	61.6	verified 143 steps	65.6	verified 2912 steps	497.8	verified 666 steps	155.4
Mastercard_SDA_NoPIN_High	×	-	×	-	×	-	×	-
Mastercard_SDA_NoPIN_Low	verified 102 steps	56.2	verified 108 steps	61.7	verified 1377 steps	284.5	verified 363 steps	101.1
Mastercard_SDA_OnlinePIN_High	verified 150 steps	64.9	verified 183 steps	71.6	verified 1688 steps	355.2	verified 585 steps	150.5
Mastercard_SDA_OnlinePIN_Low	verified 102 steps	57.8	verified 108 steps	57.3	verified 1377 steps	287.8	verified 363 steps	100.2
Visa_DDA_High	verified 205 steps	70.6	verified 205 steps	74.7	verified 953 steps	168.7	verified 953 steps	182.2
Visa_DDA_Low	verified 337 steps	82.4	verified 337 steps	91.7	verified 1922 steps	309.3	verified 1922 steps	334.2
Visa_DDA_Low_Fix	verified 310 steps	96.8	verified 310 steps	99.9	verified 1382 steps	283.2	verified 1382 steps	308.8
Visa_EMV_High	falsified 11 steps	55.2	falsified 11 steps	55.1	×	-	×	-
Visa_EMV_Low	falsified 11 steps	62.7	falsified 11 steps	65.3	×	-	×	-

Fig. 14. EMVerify table 3

	secrecy_MK				secrecy_privkCard			
Mastercard_CDA_NoPIN_High	verified 12 steps	44.9	verified 12 steps	50.8	verified 13 steps	44.8	verified 14 steps	47.3
Mastercard_CDA_NoPIN_Low	verified 12 steps	46.9	verified 12 steps	49.2	verified 13 steps	45.1	verified 14 steps	47.4
Mastercard_CDA_OnlinePIN_High	verified 12 steps	43.3	verified 12 steps	51.3	verified 13 steps	46.5	verified 14 steps	48.1
Mastercard_CDA_OnlinePIN_Low	verified 12 steps	44.9	verified 12 steps	51.7	verified 13 steps	46.2	verified 14 steps	49.3
Mastercard_DDA_NoPIN_High	verified 12 steps	47.7	verified 12 steps	51.3	verified 13 steps	45.5	verified 14 steps	51.8
Mastercard_DDA_NoPIN_Low	verified 12 steps	47.1	verified 12 steps	46.7	verified 13 steps	46.2	verified 14 steps	46.8
Mastercard_DDA_OnlinePIN_High	verified 12 steps	44.9	verified 12 steps	49.0	verified 13 steps	46.4	verified 14 steps	50.4
Mastercard_DDA_OnlinePIN_Low	verified 12 steps	44.4	verified 12 steps	52.1	verified 13 steps	47.3	verified 14 steps	47.1
Mastercard_SDA_NoPIN_High	verified 12 steps	47.6	verified 12 steps	50.3	×	-	×	-
Mastercard_SDA_NoPIN_Low	verified 12 steps	44.4	verified 12 steps	47.0	×	-	×	-
Mastercard_SDA_OnlinePIN_High	verified 12 steps	48.2	verified 12 steps	51.9	×	-	×	-
Mastercard_SDA_OnlinePIN_Low	verified 12 steps	48.7	verified 12 steps	48.3	×	-	×	-
Visa_DDA_High	verified 12 steps	43.8	verified 12 steps	48.3	verified 13 steps	47.5	verified 14 steps	50.1
Visa_DDA_Low	verified 12 steps	47.2	verified 12 steps	47.8	verified 13 steps	47.7	verified 14 steps	48.4
Visa_DDA_Low_Fix	verified 12 steps	55.0	verified 12 steps	58.2	verified 13 steps	59.3	verified 14 steps	60.2
Visa_EMV_High	verified 12 steps	46.4	verified 12 steps	51.9	verified 13 steps	44.1	verified 14 steps	47.1
Visa_EMV_Low	verified 12 steps	47.1	verified 12 steps	51.8	verified 13 steps	44.7	verified 14 steps	51.6

Fig. 15. EMVerify table 4

APPENDIX C
TYPING

The typing rules are outlined below. The purpose of typing phase is to make further restrictions on structure of terms, and to subsume most of Tamarin's wellformedness check so errors are detected earlier rather than later in the workflow. Note that *bitstring* is shortened to *bits*.

$$\frac{s \text{ is a string literal}}{\Gamma \vdash s \Rightarrow \text{bits}}$$

$$\frac{f \text{ is an uninterpreted function symbol of arity } N}{\Gamma \vdash f \Rightarrow \text{bits} \times \text{bits} \times \dots \rightarrow \text{bits}}$$

$$\frac{f \text{ is an uninterpreted predicate symbol of arity } N}{\Gamma \vdash f \Rightarrow \text{bits} \times \text{bits} \times \dots \rightarrow \text{fact}}$$

$$\frac{f \text{ is an uninterpreted action predicate symbol of arity } N}{\Gamma \vdash f \Rightarrow \text{bits} \times \text{bits} \times \dots \rightarrow \text{afact}}$$

$$\frac{\Gamma \vdash e_1 \Rightarrow t_{e_1} \quad \Gamma, x \Rightarrow t_{e_1} \vdash e_2 \Rightarrow t_{e_2}}{\Gamma \vdash \text{let } x : t_{e_1} = e_1 \text{ in } e_2 \Rightarrow t_{e_2}}$$

$$\frac{\Gamma, x_1 \Rightarrow t_1, \dots \vdash e_1 \Rightarrow t_{e_1} \quad \Gamma, f \Rightarrow t_1 \times \dots \rightarrow t_{e_1} \vdash e_2 \Rightarrow t_{e_2}}{\Gamma \vdash \text{let } f(x_1, \dots) : t_{e_1} = e_1 \text{ in } e_2 \Rightarrow t_{e_2}}$$

$$\frac{\Gamma \vdash f \Rightarrow t_1 \times \dots \rightarrow t \quad \Gamma \vdash x_1 \Rightarrow t_1 \quad \dots}{\Gamma \vdash f(x_1, \dots) \Rightarrow t}$$

$$\overline{\Gamma \vdash 'c \Rightarrow \text{cell}}$$

$$\frac{\Gamma \vdash e \Rightarrow t}{\Gamma \vdash 'c := e \Rightarrow \text{statement}}$$

$$\frac{\Gamma \vdash e \Rightarrow t}{\Gamma \vdash 'c \text{ cas } e \Rightarrow \text{patmatch}}$$

$$\frac{\Gamma \vdash e \Rightarrow t}{\Gamma \vdash e \text{ as } x \Rightarrow t}$$

$$\frac{\Gamma \vdash e \Rightarrow \text{patmatch}}{\Gamma \vdash e \Rightarrow \text{ruleL}'}$$

$$\frac{\Gamma \vdash e \Rightarrow \text{fact}}{\Gamma \vdash e \Rightarrow \text{ruleL}'}$$

$$\frac{\Gamma \vdash e \Rightarrow \text{afact}}{\Gamma \vdash e \Rightarrow \text{ruleA}'}$$

$$\frac{\Gamma \vdash e \Rightarrow \text{fact}}{\Gamma \vdash e \Rightarrow \text{ruleR}'}$$

$$\frac{\Gamma \vdash e \Rightarrow \text{statement}}{\Gamma \vdash e \Rightarrow \text{ruleR}'}$$

$$\frac{\Gamma \vdash e_1 \Rightarrow \text{ruleR}' \quad \dots}{\Gamma \vdash [e_1, \dots] \Rightarrow \text{ruleR}}$$

$$\frac{\Gamma \vdash r \Rightarrow \text{ruleR}}{\Gamma \vdash r \Rightarrow \text{ruleAR}}$$

$$\frac{\Gamma \vdash e_1 \Rightarrow \text{ruleA}' \quad \dots \quad \Gamma \vdash r \Rightarrow \text{ruleR}}{\Gamma \vdash [e_1, \dots] \rightarrow r \Rightarrow \text{ruleAR}}$$

$$\frac{\Gamma \vdash e_1 \Rightarrow \text{ruleL}' \quad \dots \quad \Gamma \vdash ar \Rightarrow \text{ruleAR}}{\Gamma \vdash [e_1, \dots] \rightarrow ar \Rightarrow \text{rule}}$$

$$\overline{\Gamma \vdash \mathbf{0} \Rightarrow \text{process}}$$

$$\frac{\Gamma \vdash ru \Rightarrow \text{rule} \quad \Gamma \vdash P \Rightarrow \text{process}}{\Gamma \vdash ru; P \Rightarrow \text{process}}$$

$$\frac{\Gamma \vdash P_0 \Rightarrow \text{process} \quad \dots \quad \Gamma \vdash P \Rightarrow \text{process}}{\Gamma \vdash \text{choice}\{P_0, \dots\}; P \Rightarrow \text{process}}$$

$$\frac{\Gamma \vdash e \Rightarrow \text{afact} \quad \Gamma \vdash t \Rightarrow \text{temporal}}{\Gamma \vdash e@t \Rightarrow \text{formula}}$$

$$\frac{\Gamma \vdash e_1 \Rightarrow \text{formula} \quad \Gamma \vdash e_2 \Rightarrow \text{formula}}{\Gamma \vdash e_1 \& e_2 \Rightarrow \text{formula}}$$

$$\frac{\Gamma \vdash e_1 \Rightarrow \text{formula} \quad \Gamma \vdash e_2 \Rightarrow \text{formula}}{\Gamma \vdash e_1 | e_2 \Rightarrow \text{formula}}$$

$$\frac{\Gamma, x_1 \Rightarrow \text{bits}, \dots, y_1 \Rightarrow \text{temporal}, \dots \vdash e \Rightarrow \text{formula}}{\Gamma \vdash \text{All } x_1 \dots y_1 \dots . e \Rightarrow \text{formula}}$$

$$\frac{\Gamma, x_1 \Rightarrow \text{bits}, \dots, y_1 \Rightarrow \text{temporal}, \dots \vdash e \Rightarrow \text{formula}}{\Gamma \vdash \text{Ex } x_1 \dots y_1 \dots . e \Rightarrow \text{formula}}$$

APPENDIX D
FULL CFG CONSTRUCTION

Reader may wish to refer to the implementation in `src/tg_graph.ml` when reading this section.

In the following, given a CFG G , we write $V(G)$ and $E(G)$ to denote its set of vertices and edges, respectively. We use the symbols $fst(X)$ and $snd(X)$ to denote the first and the second projection of X , respectively.

Definition 17. For a CFG $\langle V, E \rangle$ define:

- $roots(E)$ is the set of labels k_1, k_2, \dots such that $\forall i. \neg \exists k'. (k', k_i) \in E$.
- $succ(E, k)$ is the set of labels S such that $\forall k'. (k, k') \in E \iff k' \in S$.
- $leaves(E)$ is the set of labels k_1, k_2, \dots such that $\forall i. \neg \exists k'. (k_i, k') \in E$.

Definition 18. Let P be a process and k a label. The core CFG of P with respect to k is defined recursively by

- (NULLCFG) If $P = 0$ then $cfg'(k, P) = \langle \emptyset, \emptyset \rangle$.
- (CHAINCFG) If $P = l \text{ } \neg[a] \rightarrow r; P'$ then

$$\begin{aligned} &cfg'(k, P) \\ &= \langle \{(k', l \text{ } \neg[a] \rightarrow r)\} \cup V(cfg'(k', P')), \\ &\quad \{(k, k')\} \cup E(cfg'(k', P')) \rangle \end{aligned}$$

where k' is a globally fresh label

- (CHOICECFG) If $P = choice\{P_1; P_2; \dots, P_n\}; P'$ then

$$\begin{aligned} &cfg'(k, P) \\ &= \left\langle \bigcup_{i=1}^n V(cfg'(k, P_i)) \cup V(cfg'(k', P')) \right. \\ &\quad \left. \cup \{(k', [] \text{ } \neg[\] \rightarrow [])\}, \right. \\ &\quad \bigcup_{i=1}^n \{(k, k_i)\} \cup \bigcup_{i=1, j=1}^n m\{(l_{ij}, k')\} \\ &\quad \left. \cup \bigcup_{i=1}^n E(cfg'(k, P_i)) \cup E(cfg'(k', P')) \right\rangle \end{aligned}$$

where k', k_1, k_2, \dots are globally fresh labels and $\{l_{i1}, l_{i2}, \dots, l_{im}\} = leaves(cfg'(k, P_i))$.

Note that $(k', [] \text{ } \neg[\] \rightarrow [])$ is used to represent the case where the choices failed (in which case, P' would not be executed). It can be seen as a skip command that does nothing.

To accommodate breaks and continues, we actually need some additional parameters for cfg' :

- **Loop stack** (lp_{stack}): Let loop skeleton (k_T, k_F, k_A) be a triple where k_T refers to the “true branch label,” k_F the “false branch label,” and k_A the “after loop label.” Loop stack is then defined as a list of loop skeletons.
- **Loop table** (lp_{table}) is defined as a mapping from strings to loop skeletons

Above parameters are simply passed as is for (CHAINCFG), (CHOICECFG) (IF-THEN-ELSECFG) however, and as such were not shown.

- (IF-THEN-ELSECFG) If $P = if\ cond\ then\ \{P_T\}\ else\ \{P_F\}; P'$ and $cond = 'c\ cas\ t$ then

$$\begin{aligned} &cfg'(k, P) \\ &= \left\langle \{(k_T, [c\ cas\ t] \text{ } \neg[\] \rightarrow []), (k_F, [] \text{ } \neg[Restrict] \rightarrow []), \right. \\ &\quad (k', [] \text{ } \neg[\] \rightarrow [])\} \\ &\quad \cup V(cfg'(k_T, P_T)) \cup V(cfg'(k_F, P_F)) \\ &\quad \cup \bigcup_{i=1}^n \{(l_{Ti}, k')\} \cup \bigcup_{i=1}^m \{(l_{Fi}, k')\} \cup \{(k, k_T), (k, k_F)\} \\ &\quad \cup E(cfg'(k_T, P_T)) \cup E(cfg'(k_F, P_F)) \\ &\quad \left. \cup E(cfg'(k', P')) \right\rangle \end{aligned}$$

where k', k_T, k_F, \dots are globally fresh labels, $\{l_{T1}, l_{T2}, \dots, l_{Tn}\} = leaves(cfg'(k, P_T))$, $\{l_{F1}, l_{F2}, \dots, l_{Fm}\} = leaves(cfg'(k, P_F))$, and $Restrict = Neq('c, t)$ if t has no variables.

Otherwise $Restrict = R('c, t)$ where R is a fresh fact name associated with the following restriction (`vars(t)` expands into variables in t):

```
"All #i cell vars(t) .
  (R(cell, t) @ #i) ==> (not (cell = t))"
```

A restriction is necessary for this case, as using just Neq here yields an ill-formed rule which contains free variables.

Constructions for other cases of $cond$ are similarly defined.

- (WHILECFG) If $P = while\ cond\ \{P_T\}; P'$ and $cond = 'c\ cas\ t$ then

$$\begin{aligned} &cfg'(k, lp_{stack}, lp_{table}, P) \\ &= let\ lp'_{stack} = (k_T, k_F, k') :: lp_{stack}\ in \\ &\left\langle \{(k_T, [c\ cas\ t] \text{ } \neg[\] \rightarrow []), (k_F, [] \text{ } \neg[Restrict] \rightarrow []), \right. \\ &\quad (k', [] \text{ } \neg[\] \rightarrow [])\} \\ &\quad \cup V(cfg'(k_T, lp'_{stack}, lp_{table}, P_T)) \\ &\quad \cup V(cfg'(k', lp_{stack}, lp_{table}, P')) \\ &\quad \cup \bigcup_{i=1}^n \{(l_{Ti}, k_T)\} \cup \bigcup_{i=1}^n \{(l_{Ti}, k_F)\} \\ &\quad \cup \{(k, k_T), (k, k_F), (k_F, k')\} \\ &\quad \cup E(cfg'(k_T, lp'_{stack}, lp_{table}, P_T)) \\ &\quad \left. \cup E(cfg'(k', lp_{stack}, lp_{table}, P')) \right\rangle \end{aligned}$$

where k', k_T, k_F, \dots are globally fresh labels, $\{l_{T1}, l_{T2}, \dots, l_{Tn}\} = leaves(cfg'(k, lp'_{stack}, lp_{table}, P_T))$, and $Restrict$ is defined in the same way as in (IF-THEN-ELSECFG). Constructions for other cases of $cond$ are similarly defined.

- (LABELED-WHILECFG) If $P = "lp_{label}": while\ cond\ \{P_T\}; P'$ and $cond = 'c\ cas\ t$

then

$$\begin{aligned} & cfg'(k, lp_{stack}, lp_{table}, P) \\ & = \text{let } lp'_{table} = \{\langle lp_{label}, (k_T, k_F, k') \rangle\} \cup lp_{table} \text{ in} \\ & \dots \end{aligned}$$

the ... and the remainder are the same as the definitions in (WHILECFG) except lp'_{table} is used when recursing into P_T .

- (LOOPCFG) If $P = \text{loop } \{P_{lp}\}; P'$ then

$$\begin{aligned} & cfg'(k, lp_{stack}, lp_{table}, P) \\ & = \text{let } lp'_{stack} = (k_{lp}, NULL, k') :: lp_{stack} \text{ in} \\ & \left\langle \{(k', [] \dashv \rightarrow [])\} \right. \\ & \quad \cup V(cfg'(k_{lp}, lp'_{stack}, lp_{table}, P_{lp})) \\ & \quad \cup V(cfg'(k', lp_{stack}, lp_{table}, P')) \\ & \quad \cup \bigcup_{i=1}^n \{(l_{T_i}, k_{lp})\} \cup \bigcup_{i=1}^n \{(l_{T_i}, k_F)\} \\ & \quad \cup \{(k, k_{lp})\} \\ & \quad \cup E(cfg'(k_{lp}, lp'_{stack}, lp_{table}, P_{lp})) \\ & \quad \left. \cup E(cfg'(k', lp_{stack}, lp_{table}, P')) \right\rangle \end{aligned}$$

where k', k_{lp} are globally fresh labels, $\{l_{T_1}, l_{T_2}, \dots, l_{T_n}\} = \text{leaves}(cfg'(k, lp'_{stack}, lp_{table}, P_T))$, and *Restrict* is defined in the same way as in (IF-THEN-ELSECFG).

- (LABELED-LOOPCFG) If $P = \text{"}lp_{label}\text{"}: \text{loop } \{P_{lp}\}; P'$ and $\text{cond} = 'c \text{ cas } t$ then

$$\begin{aligned} & cfg'(k, lp_{stack}, lp_{table}, P) \\ & = \text{let } lp'_{table} = \{\langle lp_{label}, (k_{lp}, NULL, k') \rangle\} \cup lp_{table} \text{ in} \\ & \dots \end{aligned}$$

the ... and the remainder are the same as the definitions in (LOOPCFG) except lp'_{table} is used when recursing into P_{lp} .

- (BREAKCFG) If $P = \text{break}$ then

$$\begin{aligned} & cfg'(k, lp_{stack}, lp_{table}, P) \\ & = \text{let } (k_T, k_F, k_A), \dots = lp_{stack} \text{ in} \\ & \left\langle \emptyset, \{(k, k_A)\} \right\rangle \end{aligned}$$

- (LABELED-BREAKCFG) If $P = \text{break "}lp_{label}\text{"}$ then

$$\begin{aligned} & cfg'(k, lp_{stack}, lp_{table}, P) \\ & = \text{let } (k_T, k_F, k_A) = \text{find}(lp_{label}, lp_{table}) \text{ in} \\ & \left\langle \emptyset, \{(k, k_A)\} \right\rangle \end{aligned}$$

- (CONTINUECFG) If $P = \text{continue}$ then

$$\begin{aligned} & cfg'(k, lp_{stack}, lp_{table}, P) \\ & = \text{let } (k_T, k_F, k_A), \dots = lp_{stack} \text{ in} \\ & \left\langle \emptyset, \text{if } k_F = NULL \text{ then } \{(k, k_T)\} \right. \\ & \quad \left. \text{else } \{(k, k_T), (k, k_F)\} \right\rangle \end{aligned}$$

- (LABELED-CONTINUECFG) If $P = \text{continue "}lp_{label}\text{"}$ then

$$\begin{aligned} & cfg'(k, lp_{stack}, lp_{table}, P) \\ & = \text{let } (k_T, k_F, k_A) = \text{find}(lp_{label}, lp_{table}) \text{ in} \\ & \left\langle \emptyset, \text{if } k_F = NULL \text{ then } \{(k, k_T)\} \right. \\ & \quad \left. \text{else } \{(k, k_T), (k, k_F)\} \right\rangle \end{aligned}$$

Next, we define the CFG of a process and a system.

Definition 19. The CFG of a process P is given by prefixing the core CFG with a rule to generate fresh process ID

$$\begin{aligned} cfg(P) & = \left\langle \{(k, [Fr(\sim pid)] \dashv \rightarrow [pid := \sim pid])\} \right. \\ & \quad \cup V(cfg'(k', P)), \\ & \quad \left. \{(k, k')\} \cup E(cfg'(k', P)) \right\rangle \end{aligned}$$

where k, k' are a globally fresh label.

Definition 20. The CFG representation of a system, which is a set of processes P_1, P_2, \dots, P_n , is defined as:

$$\left\langle \bigcup_{i=1}^n V(cfg(P_i)), \bigcup_{i=1}^n E(cfg(P_i)) \right\rangle$$

APPENDIX E
CELL LIFETIME ANALYSIS IS SOUND

For any given trace, if a cell is not in the final state, there must be a rule earlier that undefines the cell, or the cell is not defined in the initial state.

Lemma 21. For any trace $\tau = S_0, tr(S_0, [k_0, \dots, k_n]) = S_0, k_0, S_1, \dots, S_n, k_n, S_{n+1}$, any cell a , **if** $a \notin S_{n+1}$, **then**

$$(\exists i.(0 \leq i \leq n) \wedge a \in cu_u(k_i) \wedge (\forall j.(i < j \leq n) \Rightarrow a \notin cu_d(k_j))) \vee a \notin S_0$$

Proof

We prove by induction over trace τ .

Base case, $\tau = S_0, tr(S_0, []) = S_0$: the property holds trivially.

Step case, $\tau = S_0, tr(S_0, [k_0, \dots, k_n]) = S_0, k_0, S_1, \dots, S_n, k_n, S_{n+1}$:

We assume arbitrary cell a such that $a \notin S_{n+1}$. By definition of well-formed trace, $S_{n+1} = (S_n \cup cu_d(k_n)) \setminus cu_u(k_n)$, where sets $cu_d(k_n)$ and $cu_u(k_n)$ are disjoint.

Case $a \in cu_d(k_n)$ and $a \in cu_u(k_n)$: contradicts the premise that the two sets are disjoint.

Case $a \in cu_d(k_n)$ and $a \notin cu_u(k_n)$: we have $a \in S_{n+1}$, contradicting our assumption.

Case $a \notin cu_d(k_n)$ and $a \in cu_u(k_n)$: the property holds as $a \in cu_u(k_i)$ for some $0 \leq i \leq n$, and there does not exist j such that $i < j < n$.

Case $a \notin cu_d(k_n)$ and $a \notin cu_u(k_n)$:

By definition of well-formed trace, $a \notin S_n$. By induction hypothesis, either $\exists i'.(0 \leq i' \leq n-1) \wedge a \in cu_u(k_{i'}) \wedge (\forall j'.(i' < j' \leq n-1) \Rightarrow a \notin cu_d(k_{j'}))$, or $a \notin S_0$.

Case $\exists i'.(0 \leq i' \leq n-1) \wedge a \in cu_u(k_{i'}) \wedge (\forall j'.(i' < j' \leq n-1) \Rightarrow a \notin cu_d(k_{j'}))$: since $a \notin cu_d(k_n)$, we have $\forall j'.(i' < j' \leq n) \Rightarrow a \notin cu_d(k_{j'})$. And since $0 \leq i' \leq n-1$ implies $0 \leq i' \leq n$, the property holds for τ .

Case $a \notin S_0$: property holds for τ trivially.

□

If a cell a was undefined at any point, and no later rules add a back into the state, then a is not defined at the final state.

Lemma 22. For any trace $\tau = S_0, tr(S_0, [k_0, \dots, k_n]) = S_0, k_0, S_1, \dots, S_n, k_n, S_{n+1}$, any cell a , **if**

$$\exists i.(0 \leq i \leq n) \wedge a \in cu_u(k_i) \wedge (\forall j.(i < j \leq n) \Rightarrow a \notin cu_d(k_j))$$

then $a \notin S_{n+1}$

Proof

We prove by induction over trace τ .

Base case, $\tau = S_0, tr(S_0, []) = S_0$: the property holds vacuously.

Step case, $\tau = S_0, tr(S_0, [k_0, \dots, k_n]) = S_0, k_0, S_1, \dots, S_n, k_n, S_{n+1}$:

We assume arbitrary cell a , and some i such that $a \in cu_u(k_i)$ and $\forall j.(i < j \leq n) \Rightarrow a \notin cu_d(k_j)$ (1).

Case $0 \leq i < n$: by induction hypothesis, $a \notin S_n$. By (1), $a \notin cu_d(k_n)$. By definition of well-formed trace, $S_{n+1} = (S_n \cup cu_d(k_n)) \setminus cu_u(k_n)$, and so $a \notin S_{n+1}$ as required.

Case $i = n$: $a \in cu_u(k_i) = cu_u(k_n)$. By definition of well-formed trace, $S_{n+1} = (S_n \cup cu_d(k_n)) \setminus cu_u(k_n)$, and so $a \notin S_{n+1}$ as required.

□

If a cell a was not defined at S_0 , and no later rules added a back into the state, then a is not defined at the final state.

Lemma 23. For any trace $\tau = S_0, tr(S_0, [k_0, \dots, k_n]) = S_0, k_0, S_1, \dots, S_n, k_n, S_{n+1}$, any cell a , **if**

$$a \notin S_0 \wedge (\forall i.(0 \leq i \leq n) \Rightarrow a \notin cu_d(k_i))$$

then $a \notin S_{n+1}$.

Proof

We prove by induction over length of trace τ .

Base case, $\tau = S_0, tr(S_0, []) = S_0$: the property holds trivially.

Step case, $\tau = S_0, tr(S_0, [k_0, \dots, k_n]) = S_0, k_0, S_1, \dots, S_n, k_n, S_{n+1}$:

We assume arbitrary cell a , where $a \notin S_0$, and $\forall i.(0 \leq i \leq n) \Rightarrow a \notin cu_d(k_i)$ (1). By induction hypothesis, $a \notin S_n$. By (1), $a \notin cu_d(k_n)$. By definition of well-formed trace, $S_{n+1} = (S_n \cup cu_d(k_n)) \setminus cu_u(k_n)$, and so $a \notin S_{n+1}$ as required.

□

Given a valid trace, for any rule that references a cell a , there must be an earlier rule defining cell a , and no rules after said defining rule undefining it.

Lemma 24. For any trace $\tau = S_0, tr(S_0, [k_0, \dots, k_n]) = S_0, k_0, S_1, \dots, S_n, k_n, S_{n+1}$, any cell a , if τ is valid \wedge has at least one element $\wedge a \notin S_0$, then $a \notin cu_r(k_0)$ and

$$\forall i. ((0 < i \leq n) \wedge a \in cu_r(k_i)) \Rightarrow (\exists j. (0 \leq j < i) \wedge a \in cu_d(k_j) \wedge \forall l. (j < l < i) \Rightarrow a \notin cu_u(k_l))$$

Proof

We prove by induction over trace τ .

Base case, $\tau = S_0, tr(S_0, []) = S_0$. The property holds vacuously.

Step case, $\tau = S_0, tr(S_0, [k_0, \dots, k_n]) = S_0, k_0, S_1, \dots, S_n, k_n, S_{n+1}$:

We pick arbitrary cell a . We assume τ is valid and $a \notin S_0$.

To prove $a \notin cu_r(k_0)$:

Suppose $a \in cu_r(k_0)$, since $a \notin S_0$ by assumption, τ is invalid by definition, contradicting our assumption.

To prove the other statement:

We pick arbitrary i such that $0 < i \leq n$ and $a \in cu_r(k_i)$. We want to show $\exists j. (0 \leq j < i) \wedge a \in cu_d(k_j) \wedge \forall l. (j < l < i) \Rightarrow a \notin cu_u(k_l)$ by contradiction.

We suppose the negation: $\forall j. (i \leq j) \vee a \notin cu_d(k_j) \vee \exists l. (j < l < i) \wedge a \in cu_u(k_l)$ (1).

We show that this implies $\forall j. (0 \leq j < i) \Rightarrow a \notin cu_d(k_j) \wedge a \notin cu_u(k_j)$.

We prove by induction over j in reverse.

Base case, $j = i - 1$: since there does not exist l such that $j < l < i$, by (1), $a \notin cu_d(k_j)$. Suppose $a \in cu_u(k_j)$, then we have $a \notin S_i = (S_j \cup cu_d(k_j)) \setminus cu_u(k_j)$, and since $a \in cu_r(k_i)$ by assumption, this renders τ invalid, contradicting our assumption. So $a \notin cu_u(k_j)$

Step case, $0 \leq j < i - 1$:

Induction hypothesis: $\forall z. (j \leq z < i) \Rightarrow a \notin cu_d(k_z) \wedge a \notin cu_u(k_z)$.

By (1), either $a \notin cu_d(k_j)$ or $\exists l. (j < l < i) \wedge a \in cu_u(k_l)$.

Case $\exists l. (j < l < i) \wedge a \in cu_u(k_l)$ holds: then we have l such that $a \in cu_u(k_l)$, and $a \notin cu_u(k_l)$ by induction hypothesis. Contradiction.

Case $\exists l. (j < l < i) \wedge a \in cu_u(k_l)$ does not hold: then we have $a \notin cu_d(k_j)$. Suppose $a \in cu_u(k_j)$, and since induction hypothesis implies $\forall z. (j \leq z \leq i - 1) \Rightarrow a \notin cu_d(k_z)$, by Lemma 22, $a \notin S_i$. Since $a \in cu_r(k_i)$, this means τ is invalid, contradicting our assumption. So $a \notin cu_u(k_j)$.

From $\forall j. (0 \leq j < i) \Rightarrow a \notin cu_d(k_j) \wedge a \notin cu_u(k_j)$ we have $\forall j. (0 \leq j \leq i - 1) \Rightarrow a \notin cu_d(k_j)$ and by assumption we have $a \notin S_0$. So by Lemma 23, we have $a \notin S_i$.

But since $a \in cu_r(k_i)$ by assumption, this means τ is invalid, contradicting our assumption.

□

Lemma 25. For any trace $\tau = S_0, tr(S_0, [k_0, \dots, k_n]) = S_0, k_0, S_1, \dots, S_n, k_n, S_{n+1}$, any cell a , if

$$\exists i. (0 \leq i \leq n) \wedge a \in cu_d(k_i) \wedge \forall j. (i < j \leq n) \Rightarrow a \notin cu_u(k_j)$$

then $a \in S_{n+1}$

Proof

We prove by induction over τ .

Base case, $\tau = S_0, tr(S_0, []) = S_0$: the property holds vacuously.

Step case, $\tau = S_0, tr(S_0, [k_0, \dots, k_n]) = S_0, k_0, \dots, S_n, k_n, S_{n+1}$

Suppose there exists i where $0 \leq i \leq n$ and (1) $a \in cu_d(k_i)$ and (2) $\forall j. (i < j \leq n) \Rightarrow a \notin cu_u(k_j)$.

Case $0 \leq i < n$:

Then we have i where $0 \leq i \leq n - 1$. And since (2) implies $\forall j. (i < j \leq n - 1) \Rightarrow a \notin cu_u(k_j)$, by induction hypothesis $a \in S_n$. By (2), we also have $a \notin cu_u(k_n)$. By definition of well-formed trace, $S_{n+1} = (S_n \cup cu_d(k_n)) \setminus cu_u(k_n)$, and so $a \in S_{n+1}$.

Case $i = n$: by (1) we have $a \in cu_d(k_n)$ and (2) we have $a \notin cu_u(k_n)$. By definition of well-formed trace, $S_{n+1} = (S_n \cup cu_d(k_n)) \setminus cu_u(k_n)$, and so $a \in S_{n+1}$.

□

Definition 26. We make use of a shorthand for retrieving the last state of trace:

$$S_{end}([S_0, k_0, \dots, k_n, S_{n+1}]) = S_{n+1}$$

Definition 27. We define function $find_{tr}$ which retrieves the index of an appearance of rule indexed by k in a trace as follows:

$$find_{tr}(k, \tau) = i$$

such that $k_i = k$, and k_i appears at the i th position in trace τ .

This helps us talk about ‘‘copies’’ of the same rule across different traces in the remainder of our proofs.

Lemma 28. For all ids $P_{ids} = [p_0, \dots, p_a]$, $X_{ids} = [x_0, \dots, x_b]$, $Y_{ids} = [y_0, \dots, y_c]$, $Z_{ids} = [z_0, \dots, z_d]$, for all S_0 , if the following traces are valid:

- S_0, P, X, Y_1
- S_0, P, X, Z_1
- S_0, P, Y_2, Z_2

where

$$\begin{aligned} P &= tr(S_0, P_{ids}) \\ X &= tr(S_{end}(P), X_{ids}) \\ Y_1 &= tr(S_{end}(X), Y_{ids}) \\ Z_1 &= tr(S_{end}(X), Z_{ids}) \\ Y_2 &= tr(S_{end}(P), Y_{ids}) \\ Z_2 &= tr(S_{end}(Y_2), Y_{ids}) \end{aligned}$$

then trace S_0, P, X, Y_1, Z_3 is also valid where $Z_3 = tr(S_{end}(Y_1), Z_{ids})$

Proof

We pick arbitrary ids $P_{ids} = [p_0, \dots, p_a]$, $X_{ids} = [x_0, \dots, x_b]$, $Y_{ids} = [y_0, \dots, y_c]$, $Z_{ids} = [z_0, \dots, z_d]$, and arbitrary initial state S_0 .

We assume traces $[S_0, P, X, Y_1]$, $[S_0, P, X, Z_1]$, $[S_0, P, Y_2, Z_2]$ are valid (copying the definitions of the lemma).

Now we show trace S_0, P, X, Y_1, Z_3 (same definition as lemma) is also valid by contradiction.

Suppose trace S_0, P, X, Y_1, Z_3 is not valid, then by definition there exists rule indexed by k_i , and cell $a \in cu_r(k_i)$ where $a \notin S_i$. Furthermore, we know $k_i \in Z_4$ and $k_i \in Z_{ids}$, since if k_i is in P, X, Y_1 , then trace S_0, P, X, Y_1 would be invalid, contradicting our assumption.

Since $a \notin S_i$, by Lemma 21, either (1) there exists j , where $0 \leq j \leq i-1$ and $a \in cu_u(k_j)$ and $\forall l. (j < l \leq i-1) \Rightarrow a \notin cu_d(k_l)$, or (2) $a \notin S_0$.

Case (1) holds:

Case $k_j \in Z_3$:

Then we have $k_j \in Z_{ids}$, and as such $k_j \in Z_3$ as well. Let $i' = find_{tr}(k_i, [S_0, P, X, Z_1])$ and $j' = find_{tr}(k_j, [S_0, P, X, Z_1])$.

Since $a \notin cu_d(k_l)$ for all rules k_l between k_j and k_i , we also have $a \notin cu_d(k'_l)$ for all rule k'_l between k'_j and k'_i . By Lemma 22 trace S_0, P, X, Z_1 (or any trace with Z_i for some i as suffix) would also be invalid, which contradicts our assumption.

Case $k_j \in Y_1$:

Then we have $k_j \in Y_{ids}$, and as such $k_j = k_j \in Y_2$ as well. Let $i' = find_{tr}(k_i, [S_0, P, Y_2, Z_2])$ and $j' = find_{tr}(k_j, [S_0, P, Y_2, Z_2])$.

Since $a \notin cu_d(k_l)$ for all rules k_l between k_j and k_i , we also have $a \notin cu_d(k'_l)$ for all rule k'_l between k'_j and k'_i . By Lemma 22 trace S_0, P, Y_2, Z_2 would also be invalid, which contradicts our assumption.

Case $k_j \in X$:

Let $i' = find_{tr}(k_i, [S_0, P, X, Z_1])$.

Since $a \notin cu_d(k_l)$ for all rules k_l between k_j and k_i , we also have $a \notin cu_d(k_{l'})$ for all rule $k_{l'}$ between k_j and $k_{i'}$.

By Lemma 22 trace S_0, P, X, Z_1 would also be invalid, which contradicts our assumption.

Case $k_j \in P$:

Let $i' = find_{tr}(k_i, [S_0, P, X, Z_1])$.

Since $a \notin cu_d(k_l)$ for all rules k_l between k_j and k_i , we also have $a \notin cu_d(k'_l)$ for all rules k'_l between k_j and k'_i . By Lemma 22 trace S_0, P, X, Z_1 would also be invalid, which contradicts our assumption.

Case (2) holds:

Since S_0, P, X, Z_1 is valid:

Since $k_i \in Z_{ids}$, we have $k_i \in Z_1$. Let $i' = find_{tr}(k_i, [S_0, P, X, Z_1])$.

By Lemma 24, we have j' where $0 \leq j' < i'$ and $a \in cu_d(k_{j'})$ and $\forall l'. (j' < l' < i') \Rightarrow a \notin cu_u(k_{l'})$.

Then we have the following possible cases:

Case (A1) $k_{j'} \in Z_1$:

Then there exists a subsequence in Z_1 such that a is defined at the beginning of the subsequence, and no rules undefine a up to rule $k_{i'}$ which references a .

Case (A2) $k_{j'} \in X$:

Then there exists a suffix of X such that a is defined at the beginning of the suffix and no rules undefine a up to rule $k_{i'}$ which references a .

And there exists a prefix of Z_1 such that no rules undefine a up to rule $k_{i'}$.

Case (A3) $k_{j'} \in P$:

Then there exists a suffix of P such that a is defined at the beginning of the suffix and remains well-defined for the entire suffix.

And no rules undefine a in X .

And there exists a prefix of Z_1 such that no rules undefine a up to rule $k_{i'}$.

Since S_0, P, Y_2, Z_2 is valid:

Since $k_i \in Z_{ids}$, we have $k_i \in Z_2$. Let $i' = find_{tr}(k_i, [S_0, P, Y_2, Z_2])$.

By Lemma 24, we have j' where $0 \leq j' < i'$ and $a \in cu_d(k_{j'})$ and $\forall l'. (j' < l' < i') \Rightarrow a \notin cu_u(k_{l'})$.

Then we have the following possible cases:

Case (B1) $k_{j'} \in Z_2$:

Then there exists a subsequence in Z_2 such that a is defined at the beginning of the subsequence, and no rules undefine a up to rule $k_{i'}$.

Case (B2) $k_{j'} \in Y_2$:

Then there exists a suffix of Y_2 such that a is defined at the beginning of the suffix and no rules undefine a up to rule $k_{i'}$ which references a .

And there exists a prefix of Z_2 such that no rules undefine a up to rule $k_{i'}$.

Case (B3) $k_{j'} \in P$:

Then there exists a suffix of P such that a is defined at the beginning of the suffix and remains well-defined for the entire suffix.

And no rules undefine a in Y_2 .

And there exists a prefix of Z_2 such that no rules undefine a up to rule $k_{i'}$.

Overall we have $(A1 \vee A2 \vee A3) \wedge (B1 \vee B2 \vee B3)$. We case analyze as follows:

Case (A1) or (B1):

Then we have $k_{j'} \in Z_{ids}$ for some $k_{j'}$, and in turn $k_{j'} \in Z_4$. Let $j = find_{tr}(k_{j'}, [S_0, X, Y_1, Z_4])$.

Since no rules between $k_{j'}$ and $k_{i'}$ undefine a , similarly no rules between k_j and k_i undefine a .

By Lemma 25, $a \in S_i$, contradicting assumption of trace S_0, P, X, Y_1, Z_4 being invalid.

Case (B2):

Then we have $k_{j'} \in Y_{ids}$ for some $k_{j'}$, and in turn $k_{j'} \in Y_1$. Let $j = find_{tr}(k_{j'}, [S_0, X, Y_1, Z_4])$.

Since no rules between $k_{j'}$ and $k_{i'}$ undefine a , similarly no rules between k_j and k_i undefine a .

By Lemma 25, $a \in S_i$, contradicting assumption of trace S_0, P, X, Y_1, Z_4 being invalid.

Case (A2) and (B3):

Then we have $k_j \in X$ for some k_j . And prefix of Z_4 such that no rules undefine a up to k_i .

From (B3), no rules in Y_{ids} undefine a , and in turn no rules in Y_1 undefine a .

Overall this means no rules between k_j and k_i undefine a .

By Lemma 25, $a \in S_i$, contradicting assumption of trace S_0, P, X, Y_1, Z_4 being invalid.

Case (A3) and (B3):

Then we have $k_j \in P$ for some k_j . And prefix of Z_4 such that no rules undefine a up to k_i .

From (A3), no rules in X undefine a .

From (B3), no rules in Y_{ids} undefine a , and in turn no rules in Y_1 undefine a .

Overall this means no rules between k_j and k_i undefine a .

By Lemma 25, $a \in S_i$, contradicting assumption of trace S_0, P, X, Y_1, Z_4 being invalid.

□

APPENDIX F

MAXIMAL CONTEXT INFERENCE IS CORRECT

Definition 29. An execution trace of a CFG $\langle V, E \rangle$, which we call CFG trace below to avoid confusion with (actual) execution trace of a Tamgram process, is an alternating sequence between a set of cells and rule ids, e.g. $S_0, k_0, S_1, k_1, \dots$, where S_n denotes the set of cells which are defined up to position n in the trace, $(k_n, k_{n+1}) \in E$.

Definition 30. The cell usage of a MSR rule $ru = l - [a] \rightarrow r$ is defined as a triple $cu(ru) = \langle r, d, u \rangle$, where

- r = references of cells in any of l, a, r
- d = definitions of cells by $:=$ assignment syntax in r

- u = undefining of cells by reserved function symbol `undef`

Given a CFG $\langle V, E \rangle$, we define the following short-hands for a MSR rule ru_k labeled by k , i.e. $(k, ru_k) \in V$. Let $\langle r, d, u \rangle = cu(ru_k)$, then we define:

$$\begin{aligned} cu(k) &= cu(ru_k) & cu_r(ru_k) &= r \\ cu_d(ru_k) &= d & cu_u(ru_k) &= u \end{aligned}$$

We say a rule ru references (or requires) cell c if and only if $c \in cu_r(ru)$ etc.

We say a CFG trace is well-formed when the states are “coherent” and no rules define and undefine the same cells simultaneously.

Definition 31. We define the function which computes the next state in a CFG trace as:

$$next(S, k) = (S \cup cu_d(k)) \setminus cu_u(k)$$

where S is the current state, and k is the index of the rule chosen to make progress.

Definition 32. A CFG trace is well-formed if and only if:

$$\forall n. S_{n+1} = next(S_n, k_n)$$

and

$$\forall n. cu_d(k_n) \cap cu_u(k_n) = \emptyset$$

Example 33. Suppose rule 0 defines cell a : $[In(x)] \dashv \dashrightarrow [a := x]$, rule 1 defines cell b but undefines a : $[In(y)] \dashv \dashrightarrow [b := y, undef('a)]$, then an example of a well-formed execution trace would be as follows:

$$\emptyset, 0, \{a\}, 1, \{b\}$$

We also define a shorthand for constructing a well-formed CFG trace from an initial state S_0 and a sequence of rules:

Definition 34. Given a set of cells S_0 and a list of step labels, tr constructs a partial trace recursively:

$$\begin{aligned} tr(S_0, []) &= [] \\ tr(S_0, [k_0, \dots, k_n]) &= k_0, S_1, k_1, \dots, S_n, k_n, S_{n+1} \end{aligned}$$

where $S_{n+1} = next(S_n, k_n)$.

S_0 is not part of $tr(S_0, \dots)$ as this simplifies certain syntactic definitions in proofs.

Remark 35. Strictly speaking, a CFG trace consists of instances of rules. However, since instantiations of rules do not affect the discussion of cell usage, i.e. $cu(ru) = cu(\sigma(ru))$ for any variable substitution σ , we use the above simpler definitions.

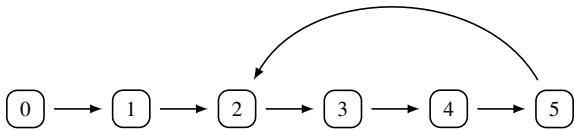
Definition 36. A CFG trace is invalid if $cu_r(k_n) \not\subseteq S_n$ for some n , i.e. the rule references an undefined cell. Conversely a trace is valid when $cu_r(k_n) \subseteq S_n$ for all n .

Remark 37. In principle a trace can be not well-formed but valid, but we are only interested in traces which are well-formed. As such we use “CFG trace” and “well-formed CFG trace” interchangeably in the remainder of this paper.

Definition 38. We say a CFG trace S_0, k_0, \dots is loop-free iff for any index k , k appears at most once in the trace. More generally, we say a trace has maximum of n loops (or up to n loops) iff for any index k , k appears at most $n + 1$ times in the trace. This matches the usual definition of loop-free path.

Example 39. An illustration of a trace that is not loop-free, where rule 2 appears twice in the trace:

$$\emptyset, 0, \{a\}, 1, \{b\}, 2, \{b, c\}, 3, \{b, c, d\}, 4, \{b, c, d\}, 5, \{b, c, e\}, 2, \{b, c, e\}$$



Definition 40. We say a CFG trace S_0, k_0, \dots has n loops iff there exists some index k such that k appears exactly $n + 1$ times in the trace, and no other index that appears more than $n + 1$ times in the trace.

Lemma 41. For any CFG $\langle V, E \rangle$, if all well-formed CFG traces up to 2 loops are valid, then all well-formed CFG traces are valid.

Proof

We pick arbitrary $\langle V, E \rangle$, and we assume all well-formed traces of $\langle V, E \rangle$ up to 2 loops are valid.

We now want to show that for all number of loops n , for all trace τ , if τ has up to n loops, then τ is valid.

We prove by induction over number of loops n .

Base case, $n \leq 2$ loops: property holds by assumption.

Step case:

We pick arbitrary $n \geq 2$.

Induction hypothesis (IH1): for all trace τ , if τ has up to n loops, then τ is valid.

We wish to prove that any trace with up to $n + 1$ loops is also valid. Note that there are two cases where we yield a trace with $n + 1$ loops:

- One is we add a suffix to a trace with n loops such that the suffix increases the number of occurrence of some index from $n + 1$ to $n + 2$. In this case, we can apply IH1.
- The other case is we add a suffix to a trace with $n + 1$ loops, but the suffix does not increase the occurrence of any index to beyond $n + 2$. In this case, we cannot apply IH1.

As such we prove by induction over the number of indices with $n + 2$ occurrence in τ' .

Base case, there are $m = 0$ indices which occurs $n + 2$ times:

We pick arbitrary trace τ' with 0 indices which occur $n + 2$ times. This follows directly from IH1 as τ' has up to n loops.

Step case:

We pick arbitrary $m > 0$.

Induction hypothesis (IH2): for all trace τ up to $n + 1$ loops, if τ has up to m indices which appear $n + 2$ times, then τ is valid.

We then prove for arbitrary trace τ' which has $n + 1$ loops, and up to $m + 1$ indices which occurs $n + 2$ times, τ' is valid. Then τ' is of the form $S_0, P, k, W, k, X, k, Y, k, Z$, for some initial state S_0 , some prefix P , some rule k that appears $n + 2$ times, and some sequence W, X, Y, Z .

We also let $W_{ids}, X_{ids}, Y_{ids}$ and Z_{ids} such that:

$$\begin{aligned} k, W &= tr(S_{end}(P), W_{ids}) \\ k, X &= tr(S_{end}(W), X_{ids}) \\ k, Y &= tr(S_{end}(X), Y_{ids}) \\ k, Z &= tr(S_{end}(Y), Z_{ids}) \end{aligned}$$

By IH2, the following traces are valid:

- $S_0, P, k, W, k, X, k, Y_1$
- $S_0, P, k, W, k, X, k, Z_1$
- $S_0, P, k, W, k, Y_2, k, Z_2$

where

$$\begin{aligned} Y_1 &= tr(S_{end}(X), Y_{ids}) \\ Z_1 &= tr(S_{end}(X), Z_{ids}) \\ Y_2 &= tr(S_{end}(W), Y_{ids}) \\ Z_2 &= tr(S_{end}(Y_2), Z_{ids}) \end{aligned}$$

By Lemma 28, trace τ' is also valid.

□

Definition 42. The *context*, or the set of defined cells, required for CFG trace $k_0, S_1, \dots, S_n, k_n, S_{n+1}$ is defined as follows: For all cell c ,

$$c \in ctx_r(k_0, S_1, \dots, S_n, k_n, S_{n+1})$$

if and only if

$$c \in cu_r(k_0) \vee (c \in ctx_r(k_1, \dots, S_{n+1}) \wedge c \notin cu_d(k_0)).$$

Definition 43. We define “maximal context required” of a rule k as $ctx_{maxR}(k) = \bigcup_{i=0}^m ctx_r(\tau_i^0)$, where $\{\tau_0^0, \dots, \tau_n^0\}$ is the set of all CFG traces that begin with k and are loop free.

Lemma 44. For all CFG trace τ , for all rule k , if τ starts with k , then $ctx_r(\tau) \subseteq ctx_{maxR}(k)$.

This reads: the “maximal context” we defined above is indeed “maximal” even in presence of loops.

Proof

We pick arbitrary trace τ .

We want to show that if τ starts with k for some k , $ctx_r(\tau) \subseteq ctx_{maxR}(k) = \bigcup_{i=0}^m ctx_r(\tau_i^0)$, where $\{\tau_0^0, \dots, \tau_m^0\}$ is the set of all traces that begin with k and is loop free.

We prove by induction over number of loops τ has.

Base case, τ is loop free: property holds trivially.

Step case:

We pick arbitrary n .

Induction hypothesis (IH1): for all trace τ , for all k , if τ starts with k and has up to n loops, then $ctx_r(\tau) \subseteq ctx_{maxR}(k)$.

Now we want to show for all trace τ , for all k , if τ starts with k and has $n + 1$ loops, $ctx_r(\tau) \subseteq ctx_{maxR}(k)$

With similar reasoning to proof of Lemma 41, we prove by induction over the number of indices with $n + 2$ occurrence in τ' .

Base case, there are $m = 0$ indices which occur $n + 2$ times:

We pick arbitrary trace τ' with 0 indices which occur $n + 2$ times. This follows directly from IH1 as τ' has up to n loops.

Step case:

We pick arbitrary $m > 0$.

Induction hypothesis (IH2): for all trace τ , for all k , if τ starts with k and has up to $n + 1$ loops and τ has up to m indices which appear $n + 2$ times, then $ctx_r(\tau) \subseteq ctx_{maxR}(k)$.

Now we wish to show this is also the case for any trace up to $n + 1$ loops with up to $m + 1$ indices which appear $n + 2$ times.

Suppose not, then we have trace τ' which starts with some k , has $n + 1$ loops, and has $m + 1$ indices which appear $n + 2$ times, such that $ctx_r(\tau') \not\subseteq ctx_{maxR}(k)$, i.e. there exists cell $a \in ctx_r(\tau')$ and $a \notin ctx_{maxR}(k)$.

Since τ' starts with k and has $n + 1$ loops, τ' has the form k, X, k', Y, k', Z where k' appears $n + 2$ times for some rule k' , for some sequences X, Y , and Z .

Then we have that trace $\tau_1'' = k, X, k', Y$ and trace $\tau_2'' = k, X, k', Z$, both have m indices which appear $n + 2$ times.

By IH2, $ctx_r(\tau_1'') \subseteq ctx_{maxR}(k)$, as such we have $a \notin ctx_r(\tau_1'')$. Also by IH2, $ctx_r(\tau_2'') \subseteq ctx_{maxR}(k)$, as such we have $a \notin ctx_r(\tau_2'')$.

However, by Lemma 46, $ctx_r(\tau') \subseteq ctx_r(\tau_1'') \cup ctx_r(\tau_2'')$. As such $a \notin ctx_r(\tau')$, contradiction.

□

Definition 45. Given a CFG $\langle V, E \rangle$ the “maximal context required afterwards” of a rule k is defined as $ctx_{maxRA}(k) = \bigcup_{i=0}^n ctx_{maxR}(k_i)$ where $\{k_0, \dots, k_n\} = succ(E, k)$.

Lemma 46. For all $P_{ids}, X_{ids}, Y_{ids}$,

$$ctx_r([P, X]) \cup ctx_r([P, Y_1]) \supseteq ctx_r([P, X, Y_2])$$

where

$$P = tr(S_0, P_{ids})$$

$$X = tr(S_{end}(P), X_{ids})$$

$$Y_1 = tr(S_{end}(P), [k, Y_{ids}])$$

$$Y_2 = tr(S_{end}(X), [k, Y_{ids}])$$

Proof

We pick arbitrary Y_{ids} .

We prove by induction over X (in reverse).

Base case, X is empty: the property holds trivially.

Step case, $X = [x_0, S_1, \dots, x_n, S_{n+1}]$ for some n :

Induction hypothesis (IH1): $\forall P. ctx_r([P, x_1, S_2, \dots, S_{n+1}]) \cup ctx_r([P, Y_1]) \supseteq ctx_r([P, x_1, S_2, \dots, S_{n+1}, Y_2])$.

We wish to show that $\forall P. ctx_r([P, x_0, S_1, \dots, S_{n+1}]) \cup ctx_r([P, Y_1]) \supseteq ctx_r([P, x_0, S_1, \dots, S_{n+1}, Y_2])$.

We prove by induction over P .

Base case, P is empty:

Suppose the property does not hold, i.e. $ctx_r([x_0, S_1, \dots, x_n, S_{n+1}]) \cup ctx_r(Y_1) \not\supseteq ctx_r([x_0, S_1, \dots, x_n, S_{n+1}, Y_2])$, then there exists cell a such that $a \notin ctx_r([x_0, S_1, \dots, x_n, S_{n+1}]) \cup ctx_r(Y_1)$ and $a \in ctx_r([x_0, S_1, \dots, x_n, S_{n+1}, Y_2])$.

Case $a \notin cu_r(x_0)$:

Case $a \notin cu_d(x_0)$:

Then we have $a \in ctx_r([x_1, S_2, \dots, S_{n+1}])$. By IH1, we have that $a \in ctx_r([x_1, S_2, \dots, x_n, S_{n+1}]) \cup ctx_r(Y_1) \subseteq ctx_r([x_0, S_1, \dots, x_n, S_{n+1}]) \cup ctx_r(Y_1)$, contradiction.

Case $a \in cu_d(x_0)$:

Then $a \notin ctx_r([x_0, S_1, \dots, x_n, S_{n+1}, Y_2])$, contradiction.

Case $a \in cu_r(x_0)$:

Then we have $a \in ctx_r([x_0, S_1, \dots, x_n, S_{n+1}]) \subseteq ctx_r([x_0, S_1, \dots, x_n, S_{n+1}]) \cup ctx_r(Y_1)$, contradiction.

Step case, $P = [p_0, \dots, p_m, S_{m+1}]$:

Induction hypothesis (IH2):

$ctx_r([p_1, \dots, p_m, S_{m+1}, x_0, S_1, \dots, S_{n+1}]) \cup ctx_r([p_1, \dots, p_m, S_{m+1}, Y_1]) \supseteq ctx_r([p_1, \dots, p_m, S_{m+1}, x_0, S_1, \dots, S_{n+1}, Y_2])$.

Suppose the property does not hold, i.e.

$ctx_r([p_0, \dots, p_m, S_{m+1}, x_0, S_1, \dots, x_n, S_{n+1}]) \cup ctx_r(Y_1) \not\supseteq ctx_r([p_0, \dots, p_m, S_{m+1}, x_0, S_1, \dots, x_n, S_{n+1}, Y_2])$, then there exists cell a such that $a \notin ctx_r([p_0, \dots, p_m, S_{m+1}, x_0, S_1, \dots, x_n, S_{n+1}]) \cup ctx_r(Y_1)$ and $a \in ctx_r([p_0, \dots, p_m, S_{m+1}, x_0, S_1, \dots, x_n, S_{n+1}, Y_2])$.

Case $a \notin cu_r(p_0)$:

Case $a \notin cu_d(p_0)$:

Then we have $a \in ctx_r([p_1, \dots, p_m, S_{m+1}, x_0, S_1, \dots, x_n, S_{n+1}, Y_2])$. By IH1, we have that $a \in ctx_r([p_1, \dots, p_m, S_{m+1}, x_1, S_2, \dots, x_n, S_{n+1}]) \cup ctx_r(Y_1) \subseteq ctx_r([p_0, \dots, p_m, S_{m+1}, x_0, S_1, \dots, x_n, S_{n+1}]) \cup ctx_r(Y_1)$, contradiction.

Case $a \in cu_d(p_0)$:

Then $a \notin ctx_r([p_0, \dots, p_m, S_{m+1}, x_0, S_1, \dots, x_n, S_{n+1}, Y_2])$, contradiction.

Case $a \in cu_r(p_0)$:

Then we have $a \in ctx_r([p_0, S_1, \dots, x_n, S_{n+1}]) \subseteq ctx_r([p_0, S_1, \dots, x_n, S_{n+1}]) \cup ctx_r(Y_1)$, contradiction.

□

APPENDIX G

SOUNDNESS AND COMPLETENESS

We first relate the inferred context to possible state of process memory in the following lemmas. This is to show that the approximation of memory content used in translations of both forward and backward exit biased rules is correct.

Lemma 47. If all CFG traces are valid, then for all execution trace $(S_{tg0}, K_{tg0}, M_{tg0}), l_{tg0} \dashv [a_{tg0}] \mapsto r_{tg0}, \dots$, for all i , for all id , if

$$id \in \mathbb{D}(K_{tgi}) \wedge id \in \mathbb{D}(M_{tgi})$$

then

$$ctx_{maxR}(K_{tgi}(id)) \subseteq \mathbb{D}(M_{tgi}(id)) \tag{1}$$

$$ctx_{maxRA}(K_{tgi}(id)) \subseteq \mathbb{D}(M_{tgi+1}(id)) \tag{2}$$

Proof of (1)

We pick arbitrary trace τ induction over size of τ .

Base case, τ is empty: the property holds vacuously.

Step case, $\tau = (S_{tg0}, K_{tg0}, M_{tg0}), l_{tg0} \dashv [a_{tg0}] \mapsto r_{tg0}, \dots, (S_{tgn+1}, K_{tgn+1}, M_{tgn+1})$:

IH: for all $i \leq n$, id , if $id \in \mathbb{D}(K_{tgi}) \wedge id \in \mathbb{D}(M_{tgi})$, then $\mathbb{D}(M_{tgi}(id)) \supseteq ctx_{maxR}(K_{tgi}(id))$

We show the property also holds for $i = n + 1$.

We case analyze $(S_{tgn}, K_{tgn}, M_{tgn}), l_{tgn} \dashv [a_{tgn}] \mapsto r_{tgn}, (S_{tgn+1}, K_{tgn+1}, M_{tgn+1})$ by semantic rule used:

Case FRESH or START: the property holds trivially.

Case RULE:

Then we have some id where $id \in \mathbb{D}(K_{tgn})$ and $id \in \mathbb{D}(M_{tgn})$.

Suppose the property does not hold, then we have cell a such that (1) $a \notin \mathbb{D}(M_{tgn+1}(id))$ and (2) $a \in ctx_{maxR}(K_{tgn+1}(id))$.

Since (1) $a \notin \mathbb{D}(M_{tgn+1}(id))$, we know (3) $a \notin cu_d(K_{tgn}(id))$ by IH.

Since (2) $a \in ctx_{maxR}(K_{tgn+1}(id))$ and (3) $a \notin cu_d(K_{tgn}(id))$, by definition, (4) $a \in ctx_{maxR}(K_{tgn}(id))$. Then by IH, we also have (5) $a \in \mathbb{D}(M_{tgn}(id))$.

We then case analyze cell usage with respect to a :

Case $a \notin cu_u(K_{tgn}(id))$:

By (5), we have $a \in \mathbb{D}(M_{tgn+1}(id))$, contradiction to (1).

Case $a \in cu_u(K_{tgn}(id))$:

By (2), there exists CFG trace $\tau' = K_{tgn+1}(id), \dots$ such that $a \in ctx_r(\tau')$. But since $a \in cu_u(K_{tgn}(id))$, we have invalid CFG trace $S, K_{tgn}(id), S', \tau'$, for some S, S' , contradicting our assumption that all CFG traces are valid.

□

Proof of (2)

This follows directly from Definition 45 (definition of ctx_{maxRA}) and Lemma 47.

□

We now state what Tamarin trace corresponding to a Tamgram trace means in two parts:

Definition 48. Tamarin trace $S_{t_0}, l_{t_0} \dashv [a_{t_0}] \dashv r_{t_0}, \dots, S_{t_n}$ is **state consistent** w.r.t. Tamgram trace $(S_{t_{g0}}, K_{t_{g0}}, M_{t_{g0}}), l_{t_{g0}} \dashv [a_{t_{g0}}] \dashv r_{t_{g0}}, \dots, (S_{t_{gn}}, K_{t_{gn}}, M_{t_{gn}})$ if and only if $\forall i$.

$$S_{ti} = \bigcup_{id=id_0}^{id_j} \{St_i^*(id, k_i, deref(m_i, ctx_i))\} \cup^\# S_{tgi}$$

where

$$\begin{aligned} \langle St_i^*, k_i, ctx_i \rangle &= \langle St^F, k, ctx_{maxR}(k_i) \rangle \\ &\quad \text{or } \langle St^B, k', ctx_{maxRA}(k') \rangle \\ k &= K_{tgi}(id) \\ k' &\in pred(E, k) \\ m_i &= M_{tgi}(id) \\ \{id_0, \dots, id_j\} &= \mathbb{D}(K_{tgi}) = \mathbb{D}(M_{tgi}) \end{aligned}$$

Definition 49. Tamarin trace $S_{t_0}, l_{t_0} \dashv [a_{t_0}] \dashv r_{t_0}, \dots, S_{t_n}$ is **step consistent** w.r.t. to Tamgram trace $(S_{t_{g0}}, K_{t_{g0}}, M_{t_{g0}}), l_{t_{g0}} \dashv [a_{t_{g0}}] \dashv r_{t_{g0}}, \dots, (S_{t_{gn}}, K_{t_{gn}}, M_{t_{gn}})$ if and only if $\forall i. \exists id$. conjunction of the following holds:

$$lfacts(S_{ti}) \ni St_i^*(id, k_i, deref(m_i, ctx_i)) \tag{1}$$

$$\begin{aligned} l_{ti} &= \{St_i^*(id, k_i, deref(m_i, ctx_i))\} \\ &\quad \cup^\# deref(m_i, l_{tgi}) \end{aligned} \tag{2}$$

$$a_{ti} = deref(m_i, a_{tgi}) \tag{3}$$

$$\begin{aligned} r_{ti} &= \{St_{i+1}^*(id, k_{i+1}, deref(m_{i+1}, ctx_{i+1}))\} \\ &\quad \cup^\# deref(m_i, nostmt(r_{tgi})) \end{aligned} \tag{4}$$

$$lfacts(S_{ti+1}) \ni St_{i+1}^*(id, k_{i+1}, deref(m_{i+1}, ctx_{i+1})) \tag{5}$$

where

$$\begin{aligned} \langle St_i^*, k_i, ctx_i \rangle &= \langle St^F, k \rangle \text{ or } \langle St^B, k' \rangle, \\ \langle St_{i+1}^*, k_{i+1}, ctx_{i+1} \rangle &= \langle St^F, k'' \rangle \text{ or } \langle St^B, k \rangle, \\ k &= K_{tgi}(id), \quad k' \in pred(k), \quad k'' \in succ(k), \\ m_i &= M_{tgi}(id) \quad m_{i+1} = M_{tgi+1}(id), \\ set(ctx_i) &\subseteq \mathbb{D}(m_i), \quad set(ctx_{i+1}) \subseteq \mathbb{D}(m_{i+1}). \end{aligned}$$

Definition 50. A Tamarin trace τ_t corresponds to Tamgram trace τ_{tg} if and only if τ_t is both state consistent and step consistent with respect to τ_{tg} .

Theorem 51 (Soundness). For all Tamgram system Sys , for all Tamgram trace $(S_{t_{g0}}, K_{t_{g0}}, M_{t_{g0}}), ru_{t_{g0}}, \dots, (S_{t_{gn}}, K_{t_{gn}}, M_{t_{gn}})$ of Sys , there exists Tamarin trace $S_{t_0}, ru_{t_0}, \dots, S_{t_n}$ of $T(Sys)$ which corresponds to the Tamgram trace.

Proof

We pick arbitrary Tamgram system Sys .

We prove by induction over the length of Tamgram trace.

Base case, Tamgram trace is empty, the property holds vacuously.

Step case, Tamgram trace is $(S_{tg0}, K_{tg0}, M_{tg0}), ru_{tg0}, \dots, (S_{tgn+1}, K_{tgn+1}, M_{tgn+1})$.

IH: for subtrace $(S_{tg0}, K_{tg0}, M_{tg0}), ru_{tg0}, \dots, (S_{tgn}, K_{tgn}, M_{tgn})$, there exists a Tamarin trace $S_{t0}, ru_{t0}, \dots, S_{tn}$ that corresponds to the subtrace.

We now case analyse $(S_{tgn}, K_{tgn}, M_{tgn}), l_{tgn} \dashv a_{tgn} \dashv r_{tgn}, (S_{tgn+1}, K_{tgn+1}, M_{tgn+1})$ by semantic rule used, and show that we can yield the final Tamarin trace $S_{t0}, ru_{t0}, \dots, S_{tn}, ru_{tn}, S_{tn+1}$ by picking the right translated rule to use for ru_{tn}, S_{tn+1} .

If the step is picked by semantic rule FRESH, then we can use the rule FRESH.

If the step is picked by semantic rule START, then we can use the starting rule added by *cfg* (Definition 19). We can check that in both cases the property holds trivially.

For case of step being picked by semantic rule RULE:

To show the corresponding translated rule exists in the translated system:

Since $(S_{tgn}, K_{tgn}, M_{tgn}), l_{tgn} \dashv a_{tgn} \dashv r_{tgn}, (S_{tgn+1}, K_{tgn+1}, M_{tgn+1})$ is a step in the Tamgram trace, we know there exists vertex $(k_n, l \dashv a \dashv r) \in V$ and edge $(k_n, k_{n+1}) \in E$ such that $l_{tgn} = \phi(l), a_{tgn} = \phi(a), r_{tgn} = \phi(r)$, where ϕ is a ground substitution replacing all schematic variables with ground terms. This means the corresponding translated rule $[St_n^*(\sim pid, k_{tn}, cvar(ctx_n)), cvar(l)] \dashv cvar(a) \dashv [St_{n+1}^*(\sim pid, k_{tn+1}, cvar(ctx_{n+1})), cvar(nostmt(r))]$ exists in the translated system, for some $ctx_n, ctx_{n+1}, St_n^* = St^F$ or $St^B, St_{n+1}^* = St^F$ or $St^B, k_{tn} = k_n$ or $\in pred(E, k_n), k_{tn+1} = k_n$ or $\in succ(E, k_n)$.

To show we can construct a ground instance of said translated rule:

Since cell dereference is exhaustive by RULE, and by Lemma 47, process memory contains enough content whether ctx_{maxR} or ctx_{maxRA} is used during translation, we can define $\phi' = \phi \cup \{cvar(c_0) \mapsto x_0, \dots\}$ where $\{c_0 \mapsto x, \dots\} = M_{tgn}(id)$ such that we have ground instance of the translated rule $\phi'(cvar([St_n^*(\dots), l] \dashv a \dashv [St_{n+1}^*(\dots), nostmt(r)]))$ which is equal to $\phi(deref(M_{tgn}(id), [St_n^*(\dots), l] \dashv a \dashv [St_{n+1}^*(\dots), nostmt(r)]))$.

To show left side of the translated rule $\phi'(cvar([St_n^*(\dots), l]))$ can be fulfilled:

By IH and state consistency, $\phi(cvar(St_n^*(\dots))) \in lfacts(S_{tn})$. By RULE, we know $deref(M_{tgn}(id), \phi(l)) = \phi'(cvar(l)) \subseteq^+ S_{tgn}$. By IH and state consistency again, $S_{tgn} \subseteq^+ S_{tn}$. Overall $\phi'(cvar([St_n^*(\dots), l])) \subseteq^+ S_{tn}$.

Above shows we can make a move using the translated rule. We use similar reasoning and refer to the translation procedure to show the resulting move retains state and step consistency.

Theorem 52 (Completeness). For all Tamgram system *Sys*, for all Tamarin trace $S_{t0}, ru_{t0}, \dots, S_{tn}$ of $T(Sys)$, there exists Tamgram trace $(S_{tg0}, K_{tg0}, M_{tg0}), ru_{tg0}, \dots, (S_{tgn}, K_{tgn}, M_{tgn})$ of *Sys*, which the Tamarin trace corresponds to.

Proof

We pick arbitrary Tamgram system *Sys*.

We prove by induction over the length of Tamarin trace of the translated system $T(Sys)$.

Base case, Tamarin trace is empty, the property holds vacuously.

Step case, Tamarin trace is $S_{t0}, ru_{t0}, \dots, S_{tn}, ru_{tn}, S_{tn+1}$.

IH: is then subtrace $S_{t0}, ru_{t0}, \dots, S_{tn}$ corresponds to some Tamgram trace $(S_{tg0}, K_{tg0}, M_{tg0}), ru_{tg0}, \dots, (S_{tgn}, K_{tgn}, M_{tgn})$.

We now case analyse $S_{tn}, ru_{tn}, S_{tn+1}$ by translated rule used.

If the step is picked by FRESH, then we can use the counterpart on Tamgram's side.

If the step is picked by a rule added by procedure *cfg* (Definition 19), we can copy the move using semantic rule START, and we can check that the property holds trivially.

For case of step being picked by any other rule:

To show that we can retrieve the original rule:

Since $S_{tn}, ru_{tn}, S_{tn+1}$ is a step in the Tamarin trace, we know there exists vertex $(k_n, l \dashv a \dashv r) \in V$ and edge $(k_n, k_{n+1}) \in E$ such that $l_{tn} = \phi(St_n^*(\sim pid, k_{tn}, cvar(ctx_n))), \phi(cvar(l)), a_{tn} = \phi(cvar(a))$, and $r_{tn} = \phi(St_{n+1}^*(\sim pid, k_{tn+1}, cvar(ctx_{n+1}))), \phi(cvar(nostmt(r)))$, for some $St_n^* = St^F$ or $St^B, St_{n+1}^* = St^F$ or $St^B, k_{tn} = k_n$ or $\in pred(E, k_n), k_{tn+1} = k_n$ or $\in succ(E, k_n)$ where ϕ is a ground substitution replacing all schematic variables with ground terms.

To show we can construct a ground instance of the original rule:

Since the translated rule carries more schematic variables than the original rule by the translation procedure, ϕ suffices for construction of the required ground instance.

To show the left side of the original rule can be fulfilled:

By IH and state consistency, $id = \phi(pid) \in \mathbb{D}(M_{tgn})$ and $\in \mathbb{D}(K_{tgn})$. By Lemma 47, we know process memory $m_{tgn} = M_{tgn}(id)$ contains enough content to dereference cells in l . Since $deref(m_{tgn}, \phi(l)) \subseteq^\# l_{tn}$, $deref(m_{tgn}, \phi(l)) \subseteq^+ S_{tgn}$. Additionally, m_{tgn} also carries enough content to dereference cells in a, r . We use similar reasoning to show the resulting move retains state and step consistency.

This figure "fig1.png" is available in "png" format from:

<http://arxiv.org/ps/2408.13138v1>