

Optical ISAC: Fundamental Performance Limits and Transceiver Design

Alireza Ghazavi Khorasgani[✉], Mahtab Mirmohseni[✉], Ahmed Elzanaty[✉]

5/6GIC, Institute for Communication Systems (ICS), University of Surrey, Guildford, United Kingdom

{a.ghazavi, m.mirmohseni, a.elzanaty}@surrey.ac.uk

Abstract—This paper characterizes the optimal Capacity-Distortion (C-D) tradeoff in an optical point-to-point system with Single-Input Single-Output (SISO) for communication and Single-Input Multiple-Output (SIMO) for sensing within an Integrated Sensing and Communication (ISAC) framework. We consider the optimal Rate-Distortion (R-D) region and explore several Inner (IB) and Outer Bounds (OB). We introduce practical, asymptotically optimal Maximum A Posteriori (MAP) and Maximum Likelihood Estimators (MLE) for target distance, addressing nonlinear measurement-to-state relationships and non-conjugate priors. As the number of sensing antennas increases, these estimators converge to the Bayesian Cramér-Rao Bound (BCRB). We also establish that the achievable Rate-Cramér-Rao Bound (R-CRB) serves as an OB for the optimal C-D region, valid for both unbiased estimators and asymptotically large numbers of receive antennas. To clarify that the input distribution determines the tradeoff across the Pareto boundary of the C-D region, we propose two algorithms: *i*) an iterative Blahut-Arimoto Algorithm (BAA)-type method, and *ii*) a memory-efficient Closed-Form (CF) approach. The CF approach includes a CF optimal distribution for high Optical Signal-to-Noise Ratio (O-SNR) conditions. Additionally, we adapt and refine the Deterministic-Random Tradeoff (DRT) to this optical ISAC context.

Index Terms—Optical Integrated Sensing and Communication (O-ISAC), Bayesian Cramér-Rao Bound (BCRB), optimal input distribution, modified Deterministic-Random Tradeoff (DRT)

I. INTRODUCTION

Future wireless networks are integrating advanced sensing and communication (S&C) technologies, which are critical for applications such as intelligent transportation systems and smart cities. Integrated sensing and communication (ISAC) systems exemplify this synergy, where communication and sensing functionalities share hardware, spectrum, and signaling resources [1], [2]. Optical ISAC (O-ISAC) is emerging as a promising alternative to radio frequency (RF) ISAC, particularly in free space optical (FSO) systems, which capitalize on the large bandwidth of optical signals for high-speed communication and high-resolution sensing [3]. In transportation systems, O-ISAC offers low latency, high data rates, and an unlicensed spectrum, significantly enhancing vehicle-to-everything (V2X) communication and improving traffic safety [4]. Specifically, FSO shows great promise for V2X, where vehicles often move in straight lines, allowing for simplified assumptions about the angle of arrival (AoA). To further improve efficiency, vehicles can utilize Light Detection and Ranging (LiDAR) to gather state information, reducing the need for direct communication of vehicle states. LiDAR-based ISAC systems support omnidirectional communication, enabling flexible links with

receivers beyond the headlights' illuminated area, facilitating cooperative driving. Unlike RF systems, O-ISAC experiences minimal interference in high-density traffic due to the directivity of laser beams, which mitigates self-interference and enhances communication security via line-of-sight (LoS) links [4].

Previous works have focused on RF ISAC systems [5]–[10]. In [5], the optimal capacity-distortion (C-D) for single-antenna RF ISAC systems was examined, with the optimal estimator simplifying to the linear minimum mean-square error (LMMSE) estimator under specific conditions, such as Gaussian priors. However, real-world scenarios often involve nonlinear functions of sensing response channel (SRC) and non-conjugate priors, complicating optimal estimator computation [11]. Significant research has addressed the rate-Cramér-Rao bound (CRB) (R-CRB) tradeoff in RF channels, particularly concerning parameters like angle of departure (AoD) and AoA [6]–[8], [10]. Despite these efforts, gaps remain in practical estimators, transceiver design, and optimal C-D regions. Most studies have concentrated on Gaussian signaling, which may not fully exploit the potential benefits for ISAC. To enhance observations, one proposed solution is to record multiple feedbacks across several channel uses with block-wise independent, identically distributed (i.i.d.) states (block length T). While this improves sensing performance, it proportionally degrades communication performance at a rate of T^{-1} , especially for large T [6, Eq. 36]. While existing works focus on RF signals, which differ from optical systems due to their positive, real nature, O-ISAC systems have not been explored regarding information-theoretical limits, to the best of our knowledge.

This paper makes several key contributions: *i*) We characterize the optimal Pareto boundary of the rate-distortion (R-D) and C-D regions for O-ISAC systems, which leverages multiple antennas to enhance both S&C, focusing particularly on target distance estimation with nonlinear SRC relationships and non-conjugate priors. *ii*) We adapt and refine the deterministic-random tradeoff (DRT) [6] for O-ISAC and general estimators, introducing practical, asymptotically optimal estimators. We analyze the performance of our proposed maximum a posteriori (MAP) and maximum likelihood estimator (MLE) estimators, demonstrating their convergence to the CRB as the number of sensing antennas increases. *iii*) We demonstrate that, in asymptotic scenarios, the achievable R-CRB serves as an outer bound (OB), while the MAP, MLE, and any unbiased estimator function as an inner bound (IB) for the optimal C-D region. *iv*) We propose two algorithms to determine the optimal input

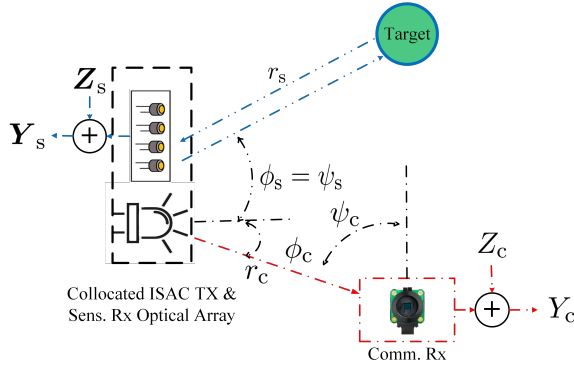


Fig. 1: O-ISAC system with memoryless channels.

distribution for the Pareto boundary of the C-D region, validate these algorithms against the endpoints, and characterize the optimal O-ISAC input distribution for high optical signal-to-noise ratio (O-SNR).

Notation: Sets are denoted by calligraphic letters (e.g., \mathcal{X}), with cardinality $|\mathcal{X}|$. Real numbers are \mathbb{R} ; nonnegative reals are \mathbb{R}_0^+ . Random variables are uppercase (e.g., X), and realizations are lowercase (e.g., x). Vectors are boldfaced (e.g., \mathbf{Y}_s). Key symbols include \sim (distribution), $\perp\!\!\!\perp$ (independence), and $\stackrel{a}{\sim}$ (asymptotic distribution). Functions/operators: $\mathcal{N}(\mu, \sigma^2)$ (Gaussian), $\mathcal{H}(\cdot)$ (entropy), $\mathcal{I}(\cdot)$ (mutual information (MI)), $\mathbb{E}_X[\cdot]$ (expectation), $|\cdot|$ (absolute value), and $\|\cdot\|$ (ℓ_2 norm).

II. SYSTEM MODEL

We consider a point-to-point O-ISAC system as illustrated in Fig. 1. This system comprises a single-antenna transmitter (Tx), an n_s -antenna monostatic sensing receiver (Sens. Rx) that is collocated with the Tx, a single-antenna communication receiver (Com. Rx), and a point-wise target. This configuration is typical for LiDAR evaluations [12]. In this setup, data is transmitted to the Com. Rx while simultaneously estimating the target distance $R_s \in \mathbb{R}_0^+$, with the realization denoted as r_s . The distance estimation is based on echoes received at the Sens. Rx. Additionally, we use a state-dependent FSO ISAC channel with intensity modulation direct detection (IM/DD), which is detected by both receivers [13], [14].

S&C Models: The received signal at Com. Rx during the i -th channel use is:

$$Y_{c,i} = h_c X_i + Z_{c,i}, \quad (1)$$

where $h_c \in \mathbb{R}$ is the LoS channel, X_i is the transmitted signal, and $Z_{c,i} \sim \mathcal{N}(0, \sigma_c^2)$ represents i.i.d. additive white Gaussian noise (AWGN).

$$h_c = \frac{A}{r_c^2} R_0(\phi_c) T_s(\psi_c) g(\psi_c) \cos \psi_c \cdot \mathbf{1}_{[0, \text{FOV}]}(\psi_c), \quad (2)$$

where r_c is the distance between Tx and Com. Rx, ϕ_c and ψ_c are angles relative to Tx and Com. Rx, $T_s(\cdot)$ is the concentrator gain, A is the effective area, and FOV is the field of view (FOV). The Tx radiant intensity gain is $R_0(\phi) = \frac{(m+1)}{2\pi} \cos^m \phi$, where $m = -\frac{\ln 2}{\ln(\cos \Phi_{1/2})}$ [13].

The echo signal at the i -th Sens. Rx channel is:

$$\mathbf{Y}_{s,i} = \mathbf{h}_s(R_{s,i})X_i + \mathbf{Z}_{s,i}, \quad (3)$$

where $\mathbf{h}_s(R_{s,i}) \in \mathbb{R}^{n_s \times 1}$ is the target response coefficient dependent on $R_{s,i}$, and $\mathbf{Z}_{s,i} \sim \mathcal{N}(0, \sigma_s^2 \mathbf{I}_{n_s})$. The target response matrix $\mathbf{h}_{s,j,i}(r_{s,j,i})$ is:

$$h_{s,j,i}(r_{s,j,i}) = \frac{\rho}{r_{s,j,i}^4} R_0(0) T_s(\psi_s) g(\psi_s) \cos \psi_s \cdot \mathbf{1}_{[0, \text{FOV}]}(\phi_s), \quad (4)$$

where $\rho = A^2 R_0(\phi_s) T_s(0) g(0) R_0(0) T_s(\psi_s) g(\psi_s) \cos \phi_s$ denotes the reflectivity coefficient, assumed to be a constant deterministic value without reflection-induced noise [15]. This assumption simplifies the analysis and offers baseline insights into system performance. With Sens. Rx antennas in a uniform linear array (ULA) and the target moving straight, both ψ_s and ψ_c remain constant. Assuming $r_s \gg \Delta r_s$, we have $r_{s,j,i} \approx r_{s,i}$ for all i, j , justifying the straight-line assumption since phase shifts are immeasurable in IM/DD [13]. A uniform 8×8 array with $11.2 \mu\text{m}$ spacing achieves an FOV of 8° [16].

Code Definition: A $(2^{nR}, n)$ code for state-dependent memoryless channel with delayed feedback (SDMC-DF) includes several components. First, there is a discrete message set M with $|M| = 2^{nR}$. Second, encoding functions $\phi_i : \mathcal{M} \times \mathcal{Y}_s^{i-1} \mapsto \mathcal{X}$ are defined for $i = 1, 2, \dots, n$. Third, a decoding function $f : \mathcal{R}_s^n \times \mathcal{Y}_c^n \mapsto \mathcal{M}$ is provided. Fourth, a state estimator $h : \mathcal{X} \times \mathcal{Y}_s^n \mapsto \hat{\mathcal{R}}_s^n$ is included, with $\hat{\mathcal{R}}_s$ as the reconstruction alphabet. For a given code, the random message M is uniformly distributed over \mathcal{M} . Inputs are generated as $X_i = \phi_i(W, \mathbf{Y}_s^{i-1})$ for $i = 1, \dots, n$. The channel outputs $Y_{c,i}$ and $\mathbf{Y}_{s,i}$ at time i depend on the state $R_{s,i}$ and the input X_i . These dependencies are governed by the transition laws $P_{Y_c|X, R_s}(\cdot | x_i, r_{s,i})$ and $P_{\mathbf{Y}_s|X, R_s}(\cdot | x_i, r_{s,i})$, as given in (3) and (1). Let $\hat{R}_s^n \triangleq (\hat{R}_{s,1}, \dots, \hat{R}_{s,n}) = h(X^n, Y_c^n)$ denote state estimate at Tx, and $\hat{W} = g(R_s^n, Y_c^n)$ the decoded message at Com. Rx. The quality of state estimation is measured by the expected average per-block distortion: $\Delta^{(n)} \triangleq \mathbb{E}[d(R_s^n, \hat{R}_s^n)] = \frac{1}{n} \sum_{i=1}^n \mathbb{E}[d(R_{s,i}, \hat{R}_{s,i})]$, where $d : \mathcal{R}_s \times \hat{\mathcal{R}}_s \rightarrow \mathbb{R}_0^+$ is a bounded distortion function with $\max_{(r_s, \hat{r}_s) \in \mathcal{R}_s \times \hat{\mathcal{R}}_s} d(r_s, \hat{r}_s) < \infty$. In practical optical systems, X is proportional to optical intensity and thus nonnegative: $X \in \mathbb{R}_0^+$. Then, $\mathbb{E}[|X^n|] = \frac{1}{n} \sum_{i=1}^n \mathbb{E}[|X_i|]$.

Definition 1. (C-D Region) A C-D tuple (C, D) is achievable with power budget P if there exists a sequence of $(2^{nR}, n)$ codes that satisfies:

$$\Delta^{(n)} \leq D, \quad \mathbb{E}[|X^n|] \leq P, \quad P_e^{(n)} \rightarrow 0. \quad (5)$$

Here, $P_e^{(n)} \triangleq \frac{1}{2^{nR}} \sum_{i=1}^{2^{nR}} \mathbb{P}\{\hat{M} \neq i | M = i\}$ and $d(r_s, \hat{r}_s) = (r_s - \hat{r}_s)^2$ is the squared error distortion. C-D region $C_P(D)$ for power budget P is defined as $C_P(D) = \sup\{R | (R, D) \text{ is achievable with } P\}$.

In the next section, we characterize the C-D region for the O-ISAC system. We first describe the optimal estimator h ,

¹The monostatic Sens. Rx, collocated with Tx, knows X^n [6]. It estimates R_s from \mathbf{Y}_s^n , while Com. Rx decodes M from Y_c^n .

which operates on a single input symbol with n_s -fold feedback, estimating $\hat{R}_{s,i}$ based solely on X_i and $\{Y_{s,j,i}\}_{j=1}^{n_s}$, excluding other feedback signals $\{Y_{s,j,i'}\}_{i' \neq i}$. Lemma 1 shows that the optimal estimator relies solely on the current feedback $\mathbf{Y}_{s,i}$ from the memoryless SRC, making the sensing cost a function of the input signal, $c(x)$ [5, Lemma 1].

Lemma 1. *The deterministic minimum mean-square error (MMSE) estimator \hat{r}_s , which minimizes the expected distortion, depends on x and $\mathbf{y}_s \triangleq \text{vec}\{Y_{s,j}\}_{j=1}^{n_s}$ and is given by*

$$\hat{r}_s = \mathbb{E}_{R_s}[R_s | X = x, \mathbf{Y}_s = \mathbf{y}_s]. \quad (6)$$

The distortion $\Delta^{(n)}$ is minimized by the estimator, regardless of the encoding and decoding functions:

$$h^*(x^n, \mathbf{y}_s^n) \triangleq (\hat{r}_s^*(x_1, \mathbf{y}_{s,1}), \dots, \hat{r}_s^*(x_n, \mathbf{y}_{s,n})). \quad (7)$$

The estimation cost for each input symbol $x \in \mathcal{X}$ is

$$c(x) = \int P_{R_s} \int P_{\mathbf{Y}_s|X, R_s} \times (r_s - \hat{r}_s(x, \mathbf{y}_s))^2 d\mathbf{y}_s dr_s. \quad (8)$$

Proof. See Appendix A. \square

III. MAIN RESULT

In this section, we characterize the R-D region through: (i) A Time-sharing-based scheme for communication optimal (Com. Opt.) and sensing optimal (Sens. Opt.) modes, (ii) A closed-form (CF) algorithm (CFA) for high O-SNR scenarios (for Com. Rx), (iii) A Blahut–Arimoto Algorithm (BAA)-type algorithm for general signal-independent (S-I) noise channels. Additionally, we propose R-D regions based on: (i) The MAP estimator (Section III-A), (ii) The MLE (Section III-B), (iii) Bayesian CRB (BCRB)-based results yielding OB (Section III-C). To determine the C-D region for the joint distribution $P_X P_{R_s} P_{Y_c|X R_s} P_{Y_c|X R_s} P_{R_s|X, \mathbf{y}_s}$, we leverage the results from [5] by setting the channel state to R_s .

$$\text{maximize}_{P_X} \quad \mathcal{I}(X; Y_c | R_s), \quad (9a)$$

$$\text{subject to} \quad \int_{x \in \mathcal{X}} x P_X(x) \leq P, \quad (9b)$$

$$\int_{x \in \mathcal{X}} c(x) P_X(x) \leq D, \quad (9c)$$

$$\int_{x \in \mathcal{X}} P_X(x) = 1. \quad (9d)$$

1) Time-Sharing Scheme This scheme involves time sharing between the following two modes:

1-1) Com. Opt.: "Com. opt." denotes communication optimization. Ignoring the distortion constraint, (9c) simplifies to the channel capacity $\mathcal{C}(h_c, P)$. Although the exact capacity formula is unknown, it is bounded by its upper bound (UB) [17, Theorem 8] and lower bound (LB) [18, Example 12.2.5].

$$\mathcal{C}_{LB}(h_c, P) = \frac{\frac{1}{2} \ln(h_c P) - \sqrt{\frac{\pi \sigma^2}{2 h_c P}} + \frac{1}{2} \ln(1 + \frac{2}{h_c P})}{\ln 2} + \frac{\sqrt{h_c P(2 + h_c P)} - h_c P - 1}{\ln 2}, \quad (10)$$

$$\mathcal{C}_{UB}(h_c, P) = \frac{1 - \ln(\frac{1}{P}) + \ln(h_c)}{\ln 2} + o_P(1). \quad (11)$$

Here, $o_P(1)$ approaches zero as $P \rightarrow \infty$.

1-2) Sens. Opt.: In this mode, (9) simplifies to identifying the input distribution that minimizes average sensing distortion:

$$\text{maximize}_{P_X} \quad \int_{x \in \mathcal{X}} c(x) P_X(x), \quad (12a)$$

$$\text{subject to} \quad (9b), (9d). \quad (12b)$$

Lemma 2. *The optimal solution to (12) is $P_X^{\text{Sens. Opt.}}(x) = \delta(x - x^*)$, where $x^* \triangleq \arg \min_{x \leq P} c(x)$. This yields zero MI and minimum distortion $D_{\min} = c(x^*)$.*

Proof. See Appendix C. \square

2) Optimal R-D Region: CF for High O-SNR Regime: In high O-SNR regime (O-SNR $\triangleq \frac{\mathbb{E}[X]}{\sigma^2} \rightarrow \infty$), where $\mathcal{H}(\mathbf{Y}_s | X)$ is independent of P_X , (9) simplifies due to additive noise.

$$\text{maximize}_{P_X} \quad \mathcal{H}(X | R_s) \stackrel{(a)}{=} \mathcal{H}(X), \quad (13a)$$

$$\text{subject to} \quad (9b), (9c), (9d) \quad (13b)$$

where (a) follows from $X \perp\!\!\!\perp R_s$ as per [5, Theorem 1]. Since (13) is a convex problem with concave entropy $\mathcal{H}(X)$ and affine constraints, it can be solved using the Karush–Kuhn–Tucker (KKT) method [19].

Lemma 3. *The solution to (13) is an exponential family probability density function (PDF) given by*

$$p_X(x) = \exp(1 - \eta_1 - \eta_2 x - \eta_3 c(x)), \quad (14)$$

where, η_1 is the normalization constant, while $\eta_2 \geq 0$ and $\eta_3 \geq 0$ are the dual variables for the power budget and sensing constraint, respectively.

Proof. The result follows from entropy definitions and the Lagrangian derivative. Details are omitted for brevity. \square

3) Optimal R-D Region: BAA-Type for General Cases: To solve (9) and derive optimal C-D region, we use the BAA method [20, Section VI] for the general case and lemma 3 for the high-O-SNR regime. We introduce two non-negative penalty factors, η_2 and η_3 . For each fixed η_3 (representing a given distortion level), the optimal η_2 is determined by complementary slackness. Specifically, if $\eta_2 = 0$ satisfies the power budget constraint, then $\eta_2^* = 0$; otherwise, $\eta_2^* > 0$, and we adjust η_2 using gradient descent [19] to satisfy the power budget constraint with equality. The detailed algorithm is provided in Appendix B.

Remark 1. In Com. Opt. mode, we can set η_3 in (14) to zero, which results in an exponential distribution. This confirms the result presented in [17].

To compute (6), we need $P_{R_s|X, \mathbf{y}_s}(r_s | x, \mathbf{y}_s)$:

$$P_{R_s|X, \mathbf{y}_s}(r_s | x, \mathbf{y}_s) = \frac{P_{\mathbf{y}_s|X, R_s} P_{R_s}}{\int_{r_s \in \mathcal{R}_s} P_{\mathbf{y}_s|X, R_s} P_{R_s}}. \quad (15)$$

However, computing (15) is generally intractable due to the complexity of the marginal distribution [11].

Lemma 4. Let \hat{r}_{sMAP} and \hat{r}_{sMP} denote MAP estimate $\arg \max_{r_s \geq 0} P_{R_s|X, \mathbf{y}_s}(r_s | x, \mathbf{y}_s)$ and the mean posterior (MP) estimate $\mathbb{E}_{r_s}[P_{R_s|X, \mathbf{y}_s}(r_s | x, \mathbf{y}_s)]$, respectively. Then, as $n_s \rightarrow \infty$, $\hat{r}_{sMAP} \rightarrow \hat{r}_{sMP}$ in probability and $P_{R_s|X, \mathbf{y}_s}$ has a Gaussian PDF. Specifically, $\hat{r}_s \stackrel{a}{\sim} \mathcal{N}(r_s, I^{-1}(r_s))$.

Proof. By the Bernstein–von Mises theorem [21] and [22, Theorem 11.3], for a large sample size n_s , $P_{R_s|X, \mathbf{y}_s}(r_s | x, \mathbf{y}_s)$ is asymptotically normal with mean \hat{r}_{sMP} and variance Σ_n , where Σ_n is the inverse of the Fisher information matrix (FIM). Therefore, MAP estimate \hat{r}_{sMAP} , which is the mode of the (15), converges to the mean of the (15) \hat{r}_{sMP} . \square

A. MAP-Based Achievable ISAC C-D Region

Theorem 1. MAP estimator ($\arg \max_{r_s \geq 0} P_{R_s|X, \mathbf{y}_s}(r_s | x, \mathbf{y}_s)$) is $\hat{r}_s \in \mathcal{R}_s$ that satisfies:

$$\frac{\lambda \sigma_s^2}{n_s} \hat{r}_s^9 + 4\rho x \left(\frac{1}{n_s} \sum_{j=1}^{n_s} y_{s,j} \right) \hat{r}_s^4 - 4\rho^2 x^2 = 0, \quad \hat{r}_s \geq 0. \quad (16)$$

Proof. Setting the curvature of the logarithm of (15) with respect to r_s confirms the result. \square

Eq. (16) can be solved numerically for any $x \in \mathcal{X}$ and $\mathbf{y}_s \in \mathcal{Y}_s$ using methods such as Newton-Raphson. Deriving an analytical PDF for MAP estimate is generally infeasible [22]. Instead, we use computer simulations for performance assessment, as detailed in Section IV.

B. MLE-Based Achievable ISAC C-D Region

Lemma 5. Define MLE as

$$\hat{r}_{sMLE} = \arg \max_{r_s \geq 0} P_{\mathbf{y}_s|X, R_s}(\mathbf{y}_s | x, r_s)$$

As $n_s \rightarrow \infty$, MAP estimate approaches MLE.

Proof. As $n_s \rightarrow \infty$, the logarithm of (15) is dominated by the sum term $\sum_{s=1}^{n_s} (\mathbf{y}_s - \frac{\rho x}{r_s^4})^2$, while the term $-\lambda r_s$ becomes negligible. Thus, the logarithm of (15) approximates the $\log(P_{\mathbf{y}_s|X, R_s}(\mathbf{y}_s | x, r_s))$ function, which corresponds to MLE. Hence, MAP estimate converges to MLE as $n_s \rightarrow \infty$. \square

Lemma 6. Let $u : \mathbb{R}^{n_s \times 1} \times \mathbb{R} \rightarrow \mathbb{R}$ be a one-to-one function. MLE of $R_s(\mathbf{h}_s, x) \triangleq u(\mathbf{h}_s, x) = \sqrt[4]{\frac{x\rho}{\mathbf{h}_s}}$, where the PDF $P_{\mathbf{Y}_s|\mathbf{h}_s, X}$ is parameterized by \mathbf{h}_s (given X). MLE of R_s is:

$$\hat{R}_s = u(x \hat{H}_s),$$

where \hat{H}_s is MLE of \mathbf{h}_s , obtained by maximizing $P_{\mathbf{Y}_s|\mathbf{h}_s, X}$.

Proof. See [22, Theorem 7.2]. The invariance of the MLE under reparameterization is shown by proving that both the likelihood function and its maximizer remain unchanged by such transformations. \square

Theorem 2. MLE for estimating h_s is simply the mean of the observations: $\hat{h}_s = \frac{1}{x} \frac{1}{n_s} \sum_{j=1}^{n_s} \mathbf{Y}_{s,j}$. Thus MLE for estimating r_s is, $\hat{r}_s = \begin{cases} \sqrt[4]{\frac{\rho x}{\frac{1}{n_s} \sum_{j=1}^{n_s} \mathbf{Y}_{s,j}}} & \text{if } \frac{\rho x}{\frac{1}{n_s} \sum_{j=1}^{n_s} \mathbf{Y}_{s,j}} \geq 0, \\ \text{MLE is not valid} & \text{otherwise.} \end{cases}$

Proof. $\hat{h}_s = \frac{1}{x} \min_{h_s \in \mathbb{R}^+} \|\mathbf{y}_s - h_s(R_s) \mathbf{1}_{n_s}\|^2$ is an least squares (LS) problem with an analytical solution [19]. \square

C. BCRB-Based Approach: OB

Theorem 3. BCRB for any unbiased estimator \hat{R}_s of R_s , with realization r_s , is $\text{BCRB}(x | r_s) = \frac{1}{16n_s \rho^2 x^2 \sigma_s^{-2} r_s^{-8} + \lambda}$.

Proof. See Appendix D. \square

Lemma 7. The $\text{BCRB}(r_s | x)$ is asymptotically convex in r_s as either n_s or O -SNR (or both) increase.

Proof. See Appendix E. \square

Remark 2. The BCRB is a valid lower bound for the mean-square error (MSE) of an estimator \hat{R}_s^* only if it is unbiased [22, Theorem 3.1], which is ensured by a sufficiently large n_s . Moreover, for large datasets, MLE is asymptotically unbiased and achieves the BCRB [22, Theorem 11.3].

Lemma 8. Let $\mathbb{E}_{R_s}[\text{BCRB}(R_s | x)]$ denote the average sensing cost. This quantity serves as an asymptotic lower bound for the function $c(x)$ defined in (8). Specifically, we have

$$\text{BCRB}(\mathbb{E}_{R_s}[R_s] | x) \leq \mathbb{E}_{R_s}[\text{BCRB}(R_s | x)] \leq c(x), \quad (17)$$

where the inequalities are asymptotic, supporting DRT [6] in the regime of many sensing antennas.

Proof. The second inequality follows from [22, Theorem 3.1 and 11.3], and the first from Jensen's inequality [19] and Lemma 7, with equality when $P_{R_s}(r_s)$ is deterministic. \square

Corollary 1. Based on lemma 8, the expected BCRB given R_s , $\mathbb{E}_{R_s}[\text{BCRB}(R_s | x)]$, serves as an OB for the optimal C-D region in asymptotic, unbiased scenarios. Greater randomness in R_s enhances sensing performance by reducing variance, as distributions with higher randomness and more data records exhibit less variance around the mean in (6). The sample mean (optimal estimator in (6)) approaches normality as n_s increases, with variance decreasing by a factor of $\frac{1}{n_s}$ [11]. Conversely, a more deterministic R_s can increase variance, degrading performance. Here, $P_{R_s}(r_s)$ heavily influences $P_{R_s|X, \mathbf{y}_s}(r_s | x, \mathbf{y}_s)$ in (15), limiting variance reduction despite increased information (e.g., multiple antennas). High precision in $P_{R_s}(r_s)$ may also lead to biased estimates if it misaligns with the true parameter value. Accurate R_s can reduce the needed n_s for

similar performance, highlighting the trade-off in choosing $P_{R_s}(r_s)$. We term this the modified DRT².

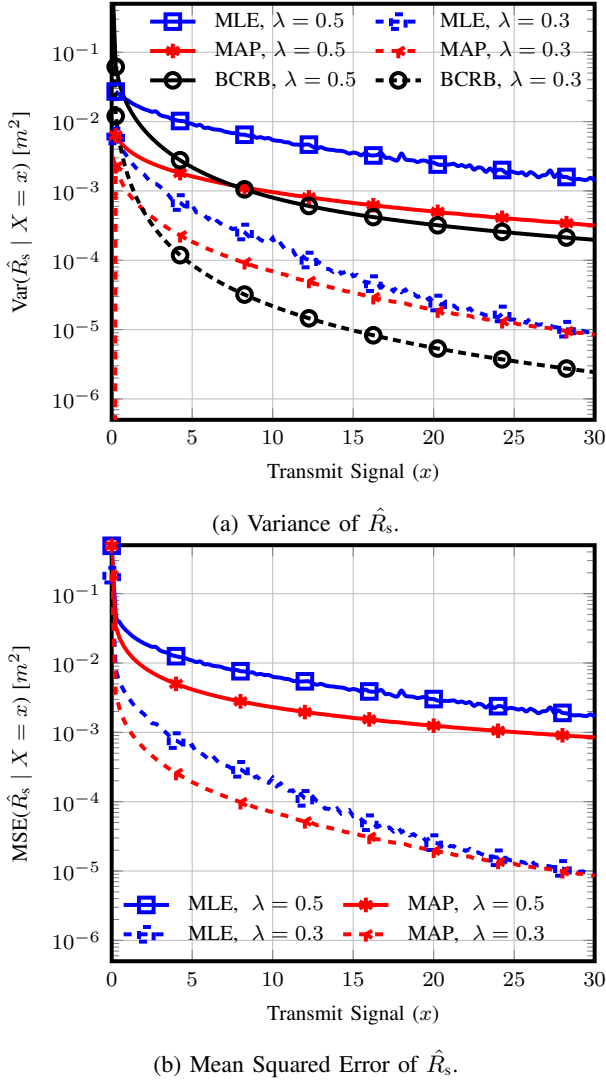


Fig. 2: Average BCRB, and variance and MSE of MAP and MLE for $\lambda = 0.3$ and 0.5 versus x ($n_s = 64$).

IV. NUMERICAL RESULTS

This section presents results based on Table I. For each estimator (MAP or MLE) and each $x \in \mathcal{X}$, we generate N_r samples of R_s from $P_{R_s} \sim \text{Exp}(\lambda)$ and N_y samples of the sensing signal \mathbf{Y}_s from $P_{\mathbf{Y}_s|x, r_s} \sim \mathcal{N}\left(\frac{\rho x}{r_s^4}, \sigma_s^2\right)$. The average sensing cost (MSE) is approximated by $c(x) \approx \frac{1}{N_r} \sum_{r_s^{[i]}} \frac{1}{N_y} \sum_{\mathbf{y}_s^{[j]}} \left(r_s^{[i]} - \hat{r}_s(x, \mathbf{y}_s^{[j]})\right)^2$. The expectations of the variance and bias are computed similarly.

In Fig. 2, as O-SNR increases and λ decreases from 0.5 to 0.3 , MAP and MLE estimators converge, confirming results from

²This trade-off relates to bias-variance tradeoff, prior-data balance, prior vs. likelihood strength, and regularization discussed in statistical inference and machine learning literature [11].

TABLE I: Default Parameters.

Parameter	Value	Description
h_c	1	Channel Coefficient
η_0	1	Initial Learning Rate
γ	20	Decay Rate
λ	0.3, 0.5 m^{-1}	Exponential Parameter
Reflectivity Coefficient	1	Perfect Reflectivity
σ_s^2, σ_c^2	1 W	Noise Variances
P	10 W	Optical Power
q	0.25	Quantization Step
Noise Range	$[-5\sigma_s^2, 5\sigma_s^2]$	Range
# of Sens. Rx Antennas	1, 64	Configuration
$x \mathcal{X}$	30	Last Mass Point in \mathcal{X}

Lemma 5. In the single-antenna case (figure omitted for brevity) with $n_s = 1$, the performance difference between $\lambda = 0.3$ and $\lambda = 0.5$ is more noticeable, as $P_{R_s}(r_s)$ significantly impacts performance with limited antennas. The increased bias in MLE and MAP suggests potential violations of regularity conditions, making BCRB an unreliable estimator for MSE. Furthermore, Fig. 2 indicates that the optimal C-D region (not R-CRB) can violate DRT defined in [6]. A more random distribution ($\lambda = 0.3$) may improve sensing performance, while a more deterministic one ($\lambda = 0.5$) can degrade it, as supported by Corollary 1 and the modified DRT.

Section IV shows the optimized cumulative distribution function (CDF) for various modes in a multiple-antenna setting. The sensing-optimized input distribution, obtained via CVX [23], aligns with Lemma 2. We also present the high O-SNR CDF for the Com. Opt. mode ($\text{Exp}(\frac{1}{E})$, from [17]) and a common point ($t = 10$) from the ISAC optimized region. The similarity of ISAC-optimized CDFs across approaches confirms Theorem 3 and lemma 5, showing that stricter distortion constraints shift probability mass to $X > \epsilon$ and concentrate probabilities at specific points, validating DRT of ISAC in FSO S-I Gaussian channels with multiple antennas [6].

Section IV shows that BCRB-based methods serve as an OB, with MAP and MLE covering larger areas due to lower MSE. In multi-antenna setups, BCRB narrows the gap to MAP/MLE. Validation through Sens. Opt. and Com. Opt. modes shows convergence of MAP and MLE as n_s increases, with the CF region closely aligning with the BAA region.

CONCLUSION

In this paper, we revisited the performance of O-ISAC from a C-D perspective, developing practical MAP and MLE for target distance that converge to BCRB as the number of sensing antennas increases. Our analysis established R-CRB as an asymptotic OB for the optimal C-D region and extended DRT for enhanced applicability in optical ISAC. Additionally, we introduced iterative BAA-type and memory-efficient algorithms for optimal input distributions, proving that at high O-SNR, the optimal input distribution belongs to the exponential family.

ACKNOWLEDGEMENT

This work is supported by the UK Department for Science, Innovation, and Technology under the Future Open Networks

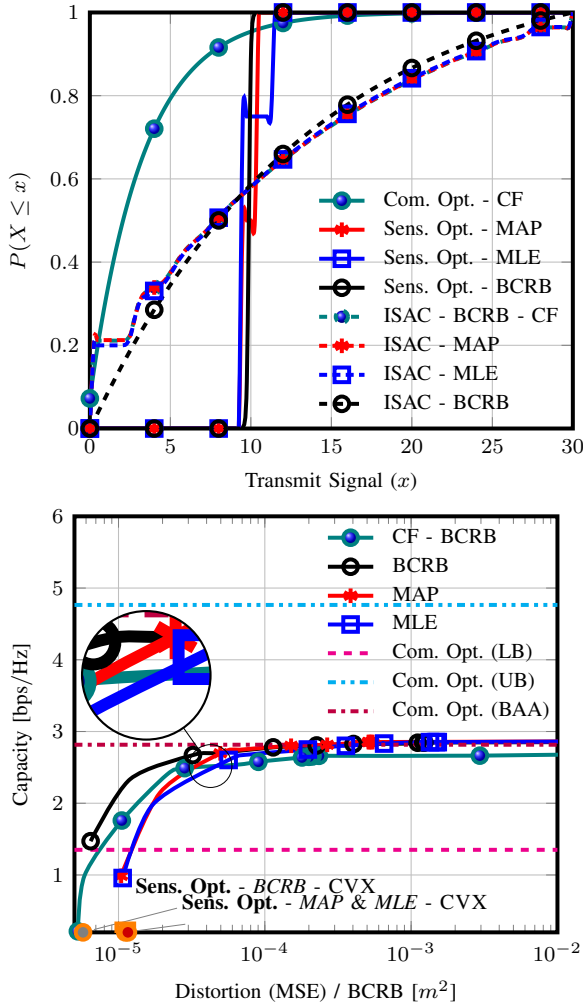


Fig. 3: (left) Optimized CDF for several modes, (right) C-D Region ($n_s = 64$).

Research Challenge project TUDOR (Towards Ubiquitous 3D Open Resilient Network). The views expressed are those of the authors and do not necessarily represent the project.

REFERENCES

- [1] F. Liu, L. Zheng, Y. Cui, C. Masouros, A. P. Petropulu, H. Griffiths, and Y. C. Eldar, "Seventy Years of Radar and Communications: The road from separation to integration," *IEEE Signal Process. Mag.*, vol. 40, no. 5, pp. 106–121, Jul. 2023.
- [2] A. Tishchenko, A. Elzanaty, F. Guidi, A. Guerra, A. Zanella, and M. Khalily, "Dual Functional mm Wave RIS for Radar and Communication Coexistence in Near Field," in *2024 18th Eur. Conf. Antennas Propag. EuCAP*, Mar. 2024, pp. 1–4.
- [3] C. Liang, J. Li, S. Liu, F. Yang, Y. Dong, J. Song, X.-P. Zhang, and W. Ding, "Integrated sensing, lighting and communication based on visible light communication: A review," *Digital Signal Processing*, vol. 145, p. 104340, Feb. 2024.
- [4] N. An, F. Yang, L. Cheng, J. Song, and Z. Han, "Free space optical communications for intelligent transportation systems: Potentials and challenges," *IEEE Veh. Technol. Mag.*, vol. 18, no. 3, pp. 80–90, 2023.
- [5] M. Ahmadi, M. Kobayashi, M. Wigger, and G. Caire, "An Information-Theoretic Approach to Joint Sensing and Communication," *IEEE Trans. Inf. Theory*, vol. 70, no. 2, pp. 1124–1146, Feb. 2024.

- [6] Y. Xiong, F. Liu, K. Wan, W. Yuan, Y. Cui, and G. Caire, "From Torch to Projector: Fundamental Tradeoff of Integrated Sensing and Communications," *IEEE BITS Inf. Theory Mag.*, pp. 1–13, 2024.
- [7] H. Hua, T. X. Han, and J. Xu, "MIMO Integrated Sensing and Communication: CRB-Rate Tradeoff," *IEEE Trans. Wirel. Commun.*, vol. 23, no. 4, pp. 2839–2854, Apr. 2024.
- [8] M. Soltani, M. Mirmohseni, and R. Tafazolli, "Outage tradeoff analysis in a downlink integrated sensing and communication network," in *2023 IEEE Globecom Workshops (GC Wkshps)*, 2023, pp. 951–956.
- [9] Y. Liu, M. Li, A. Liu, J. Lu, and T. X. Han, "Information-Theoretic Limits of Integrated Sensing and Communication With Correlated Sensing and Channel States for Vehicular Networks," *IEEE Trans. Veh. Technol.*, vol. 71, no. 9, pp. 10 161–10 166, Sep. 2022.
- [10] Z. Ren, Y. Peng, X. Song, Y. Fang, L. Qiu, L. Liu, D. W. K. Ng, and J. Xu, "Fundamental CRB-Rate Tradeoff in Multi-Antenna ISAC Systems With Information Multicasting and Multi-Target Sensing," *IEEE Trans. Wirel. Commun.*, vol. 23, no. 4, pp. 3870–3885, Apr. 2024.
- [11] S. J. Press, *Bayesian Statistics: Principles, Models, and Applications*. Wiley, May 1989.
- [12] T. Gomes, R. Roriz, L. Cunha, A. Ganai, N. Soares, T. Araújo, and J. Monteiro, "Evaluation and Testing System for Automotive LiDAR Sensors," *Appl. Sci.*, vol. 12, no. 24, p. 13003, Jan. 2022.
- [13] A. Elzanaty and M.-S. Alouini, "Adaptive Coded Modulation for IM/DD Free-Space Optical Backhauling: A Probabilistic Shaping Approach," *IEEE Trans. Commun.*, vol. 68, no. 10, pp. 6388–6402, Oct. 2020.
- [14] A. Kafizov, A. Elzanaty, and M.-S. Alouini, "Probabilistic constellation shaping for enhancing spectral efficiency in NOMA VLC systems," *IEEE Trans. Wirel. Commun.*, vol. 23, no. 8, pp. 9958–9971, 2024.
- [15] M. A. Richards, J. Scheer, W. A. Holm, and W. L. Melvin, *Principles of Modern Radar: Basic Principles*. IET Digital Library, Jan. 2010.
- [16] R. Fatemi, B. Abiri, A. Khachaturian, and A. Hajimiri, "High sensitivity active flat optics phased array receiver with a two-dimensional aperture," *Opt Express*, vol. 26, no. 23, pp. 29 983–29 999, Nov. 2018.
- [17] S. M. Moser, "Capacity Results of an Optical Intensity Channel With Input-Dependent Gaussian Noise," *IEEE Trans. Inf. Theory*, vol. 58, no. 1, pp. 207–223, Jan. 2012.
- [18] T. M. Cover and J. A. Thomas, *Elements of Information Theory* (Wiley Series in Telecommunications and Signal Processing). USA: Wiley-Interscience, Jun. 2006.
- [19] S. Boyd and L. Vandenberghe, *Convex Optimization*. Cambridge University Press, Mar. 2004.
- [20] R. Blahut, "Computation of channel capacity and rate-distortion functions," *IEEE Trans. Inf. Theory*, vol. 18, no. 4, pp. 460–473, Jul. 1972.
- [21] A. van der Vaart, *Asymptotic Statistics*, ser. Cambridge Series in Statistical and Probabilistic Mathematics. Cambridge University Press, 1998.
- [22] S. M. Kay, *Fundamentals of Statistical Signal Processing: Estimation Theory*. USA: Prentice-Hall, Inc., Feb. 1993.
- [23] M. Grant and S. Boyd, "CVX: Matlab software for disciplined convex programming, version 2.1," <https://cvxr.com/cvx>, Mar. 2014.

APPENDIX A

PROOF OF LEMMA 1

Proof. Following [5, Appendix A], where a scalar feedback observation on the i -th channel (denoted as z_i in [5], and $y_{s,i}$ here) is considered, we extend this to a vector of n_s independent observations. $\hat{r}_s^* = \int_{r_s \in \mathcal{R}_s} P_{R_s|X, \mathbf{y}_s}(r_s | x, \mathbf{y}_s) d(r_s, r_s')$. Then, $c(x) = \mathbb{E}_{\mathbf{Y}_{s,i}|X_i} [\mathbb{E}_{R_{s,i}|X_i, \mathbf{Y}_{s,i}} [(R_{s,i} - \mu)^2]]$ \square

APPENDIX B

NUMERICAL METHODS FOR SOLVING (9)

To derive the C-D region, we apply gradient descent for power allocation and BAA ($[P_i, D_i, \mathcal{I}_i, P_X^*] := \text{BAA} - F$) to optimize $s^{(i)}$ for each $t \in \mathcal{T}$, maximizing MI within the power budget. In high O-SNR scenarios, the CFA from lemma 3 ($[P_i, D_i, P_X, \mathcal{I}_i] := \text{CFA} - F$) replaces $[P_i, D_i, \mathcal{I}_i, P_X^*] := \text{BAA} - F$.

Remark 3. In Algorithm 1, \mathcal{X} is quantized as: $\mathcal{X}_q = \{(m-1)q \mid m = 1, \dots, \frac{|\mathcal{X}|_q}{q} + 1\}$, where q is the quantization step.

The Gaussian noise Z_c is quantized with step q^2 , denoted as Z_{c,q^2} . For small q , $\mathcal{X}_q \approx \mathcal{X}$ and $Z_{c,q^2} \approx Z_c$.

APPENDIX C PROOF OF LEMMA 2

Proof. Let us write the Lagrangian function for (12): $J = \int_{x \in \mathcal{X}} c(x) P_X(x) + \eta_4 \left(\int_{x \in \mathcal{X}} x P_X(x) - P \right) + \eta_5 \left(\int_{x \in \mathcal{X}} P_X(x) - 1 \right)$. Differentiating J with respect to $P_X(x_i)$ for each i yields: $\frac{\partial J}{\partial P_X(x_i)} = c(x_i) + \eta_4 x_i + \eta_5$. Assuming $\eta_4 = 0$, we get $\eta_5 = -c(x_i)$ by complementary slackness, implying $c(x_i)$ must be constant, which is generally not the case. Hence, $\eta_4 \neq 0$. For optimal solution, complementary slackness requires: $\int_{x \in \mathcal{X}} x_i P_X^{\text{Sens. Opt.}}(x_i) = P$. For a nonnegative random variable X , $\mathbb{E}[X] \geq \min(X)$, with equality if and only if X is almost surely constant and equal to $\min(X)$ [18, Theorem 2.6.1]. So, $\min c(x) \leq \int_{x \in \mathcal{X}} c(x) P_X(x)$. Thus, $P_X^{\text{Sens. Opt.}}(x) = \delta(x - x^*)$, where $x^* \triangleq \arg \min_{x \leq P} c(x)$. \square

APPENDIX D PROOF OF THEOREM 3

Proof. For n_s samples, the log-likelihood $\mathcal{L} \triangleq \log p_{\mathbf{Y}_s | X, R_s}$ is: $\mathcal{L} = -\frac{n_s}{2} \log(2\pi N) - \frac{1}{2\sigma_s^2} \sum_{i=1}^{n_s} (y_{s,i} - \rho x r_s^{-4})^2$. The score function is: $\frac{\partial \mathcal{L}}{\partial r_s} = -\frac{1}{\sigma_s^2} \sum_{i=1}^{n_s} (y_{s,i} - \rho x r_s^{-4}) (4\rho x r_s^{-3}) + \lambda$. The FIM is: $I(r_s) = \frac{16n_s \rho^2 x^2 r_s^{-8}}{\sigma_s^2} + \lambda$. Thus, the BCRB is: $\text{BCRB}(x | r_s) = \frac{1}{I(x, r_s)} = \frac{1}{\frac{16n_s \rho^2 x^2 r_s^{-8}}{\sigma_s^2} + \lambda}$. \square

APPENDIX E PROOF OF LEMMA 7

Proof. To prove the convexity of $f(r_s) \triangleq \text{BCRB}(r_s | x)$, start by simplifying the function: $f(r_s) = \frac{1}{A r_s^{-8} + \lambda}$, where $A = \frac{16n_s \rho^2 x^2}{\sigma_s^2}$. The first derivative is: $f'(r_s) = \frac{8A r_s^{-9}}{(A r_s^{-8} + \lambda)^2}$. The second derivative, using the quotient rule, is: $f''(r_s) = \frac{56A^2 r_s^{-8} - 72A\lambda}{(A r_s^{-8} + \lambda)^3}$. For convexity, $f''(r_s)$ should be non-negative. Since $A r_s^{-8}$ dominates for large A , $f''(r_s)$ is positive, proving the convexity of $f(r_s)$. \square

APPENDIX F COMPLEXITY COMPARISON OF BAA AND CFA

This section compares the computational and memory complexities of the BAA and CFA algorithms for computing the C-D region. Both algorithms have a memory complexity of $\mathcal{O}(|\mathcal{X}|)$. The BAA algorithm has a computational complexity per iteration of $\mathcal{O}(|\mathcal{X}| \times |\mathcal{Y}_c|)$, resulting in a total complexity of $\mathcal{O}(|\mathcal{T}| \times N_{\text{iter}, \text{BAA}} \times |\mathcal{X}| \times |\mathcal{Y}_c|)$, where $N_{\text{iter}, \text{BAA}}$ is the number of iterations required for convergence. In contrast, the CFA algorithm has a per-iteration complexity of $\mathcal{O}(|\mathcal{X}|)$, leading to a total complexity of $\mathcal{O}(|\mathcal{T}| \times N_{\text{iter}, \text{CFA}} \times |\mathcal{X}|)$, where $N_{\text{iter}, \text{CFA}}$ is the number of iterations for convergence in the CFA method. Table II summarizes the complexities:

Corollary 2. *BAA provides more general C-D region computation at a higher computational cost, whereas CFA is less computationally complex. The choice between them depends on the O-SNR for communication.*

TABLE II: Complexity Analysis of BAA and CFA

Algorithm	Computational Complexity	Memory Complexity
BAA	$\mathcal{O}(\mathcal{T} \times N_{\text{iter}, \text{BAA}} \times \mathcal{X} \times \mathcal{Y}_c)$	$\mathcal{O}(\mathcal{X})$
CFA	$\mathcal{O}(\mathcal{T} \times N_{\text{iter}, \text{CFA}} \times \mathcal{X})$	$\mathcal{O}(\mathcal{X})$

TABLE III: Complexity Analysis of Computing $c(x)$

Estimator/BCRB	Computational Complexity	Memory Complexity
MAP	$\mathcal{O}(\mathcal{X} \times \mathcal{Y}_c \times N_{\text{iter}, \text{MAP}})$	$\mathcal{O}(\mathcal{X} \times \mathcal{Y}_c)$
ML	$\mathcal{O}(\mathcal{X} \times N_{\text{iter}, \text{ML}})$	$\mathcal{O}(\mathcal{X})$
BCRB	$\mathcal{O}(1)$	$\mathcal{O}(1)$

APPENDIX G COMPLEXITY COMPARISON OF MAP AND MLE

This section compares the computational and memory complexities of the MAP and MLE for computing (8). The complexity for computing $c(x)$ with the MAP estimator involves evaluating the nested integrals, resulting in a computational complexity of $\mathcal{O}(|\mathcal{X}| \times |\mathcal{Y}_c| \times N_{\text{iter}, \text{MAP}})$, where $N_{\text{iter}, \text{MAP}}$ is the number of iterations required for convergence. The memory complexity is $\mathcal{O}(|\mathcal{X}| \times |\mathcal{Y}_c|)$. For the machine learning (ML) estimator, the computational complexity is given by $\mathcal{O}(|\mathcal{X}| \times N_{\text{iter}, \text{ML}})$, with a memory complexity of $\mathcal{O}(|\mathcal{X}|)$. Additionally, the complexity of computing the BCRB($x | r_s$), as referred to in theorem 3, is $\mathcal{O}(1)$ for both computational and memory complexities since it is a direct evaluation. Table III summarizes the complexities:

Corollary 3. *The MAP estimator has higher computational complexity due to the nested integrals required for computing $c(x)$, while the MLE is less demanding. However, the MAP can outperform the MLE when the prior is known. The choice between them involves a trade-off between computational cost and performance, depending on the achievability of the BCRB, system assumptions, and required accuracy.*

Algorithm 1: BAA-type and CFA Algorithms for the C-D Region

Input: $\delta_{BA}, \delta_B, \mathcal{X}$, and P
Output: $\{D^{(j)}\}_{j=1}^{|\mathcal{T}|}$ and $\{\mathcal{I}^{(j)}\}_{j=1}^{|\mathcal{T}|}$
// BAA Function for general

1 **Function** $[P_i, D_i, \mathcal{I}_i, P_X^*] := \text{BAA} - F(s^{(i)}, t, P_X)$:
 Initialization: $iter := 0$
2 **repeat**
3 $iter := iter + 1$
4 **if** $iter \neq 1$ **then**
5 $P_X^* := \frac{P_X \odot g}{2^{\mathcal{I}_L}}$
6 $g_k := \exp \left(\sum_{y_c \in Y_c} P_{Y_c|X}(y_c|x_k) \right.$
 $\left. \times \log_2 \left(\frac{P_{Y_c|X}(y_c|x_k)}{\sum_{y_c \in Y_c} P_{Y_c|X}(y_c|x_k) P_X(x_k)} \right) \right)$
7 $\mathcal{I}_L := \log_2 (\sum_{x \in \mathcal{X}} g_k P_X(x_k))$
8 $\mathcal{I}_U := \log_2 (\max_k g_k)$
9 $iter := iter + 1$
10 **until** $|\mathcal{I}_U - \mathcal{I}_L| < \delta_{BA}$
11 **return**
 $P_i = \mathcal{X}_q P_X, D_i = c(\mathcal{X}_q) P_X,$
 $\mathcal{I}_i = s^{(i)} \times P_i + t \times D_i + \mathcal{I}_L$
// CFA for high O-SNR

12 **Function** $[P_i, D_i, P_X, \mathcal{I}_i] := \text{CFA} - F(s^{(i)}, t)$:
13 $G_X(x) = \exp(-s^{(i)} \cdot x - t \cdot c(x))$
14 $P_X := \frac{G_X(x)}{\sum_{j=0}^{|\mathcal{X}|} G_X(x_j)}$
15 $P_i := \sum_{j=0}^{|\mathcal{X}|} x_j P_X(x_j)$
16 $D_i := \sum_{j=0}^{|\mathcal{X}|} c(x_j) P_X(x_j)$
17 **return** P_i, D_i, P_X , and \mathcal{I}_i
// main

Initialization: $P_X := \frac{1}{|\mathcal{X}|}, j := 1$
18 **for** $t \in \mathcal{T}$ **do**
19 $i := 0, s^{(0)} := 0$
20 $[P_i, D_i, \mathcal{I}_i, P_X^*] := \text{BAA} - F(s^{(i)}, t, p_X)$
 /* or $[P_i, D_i, P_X, \mathcal{I}_i] := \text{CFA} - F(s^{(i)}, t)$ */
21 **if** $P_i < P$ **then**
22 **Break**
23 **else**
24 $i := 1, s^{(1)} := 1$
25 $[P_i, D_i, \mathcal{I}_i, P_X^*] := \text{BAA} - F(s^{(i)}, t, p_X)$
 /* or $[P_i, D_i, P_X, \mathcal{I}_i] := \text{CFA} - F(s^{(i)}, t)$ */
26 **repeat**
27 $\eta_k = \frac{\eta_0}{1 + \gamma \cdot (0.1)^i}, i := i + 1, ds := \frac{P_i - P_{i-1}}{s^{(i)} - s^{(i-1)}}$
28 $s^{(i)} := \max\{0, s - \eta_k \frac{P_i - P}{ds}\}$
29 $[P_i, D_i, \mathcal{I}_i, P_X^*] := \text{BAA} - F(s^{(i)}, t, p_X)$
 /* or $[P_i, D_i, P_X, \mathcal{I}_i] := \text{CFA} - F(s^{(i)}, t)$ */
30 **until** $|P_i - P| < \delta_B$
31 $D^{(j)} := D_i, \mathcal{I}^{(j)} := \mathcal{I}_i, j := j + 1$
