

# Sequential Resource Trading Using Comparison-Based Gradient Estimation

Surya Murthy, Mustafa O. Karabag, Ufuk Topcu  
The University of Texas at Austin

## Abstract

Autonomous agents interact with other agents of unknown preferences to share resources in their environment. We explore sequential trading for resource allocation in a setting where two greedily rational agents sequentially trade resources from a finite set of categories. Each agent has a utility function that depends on the amount of resources it possesses in each category. The offering agent makes trade offers to improve its utility without knowing the responding agent's utility function, and the responding agent only accepts offers that improve its utility. We present an algorithm for the offering agent to estimate the responding agent's gradient (preferences) and make offers based on previous acceptance or rejection responses. The algorithm's goal is to reach a Pareto-optimal resource allocation state while ensuring that the utilities of both agents improve after every accepted trade. We show that, after a finite number of consecutively rejected offers, the responding agent is at a near-optimal state, or the agents' gradients are closely aligned. We compare the proposed algorithm against various baselines in continuous and discrete trading scenarios and show that it improves the societal benefit with fewer offers.

## Introduction

In multiagent environments, autonomous agents need to share resources and interact with other agents of unknown preferences. In these scenarios, autonomous agents can trade resources to improve their performances and those of other agents. We consider a sequential trading problem and develop an algorithm, sequential trading with cone refinements (ST-CR), to infer preferences based on previous trade offers and make offers to reach a Pareto-optimal allocation of resources after a series of trades.

We consider a sequential multi-issue trading problem where two greedily rational agents allocate resources from a finite set of categories between each other. Each agent has a continuous state defined by the current amount of resources it possesses in each category. Each agent has a utility function that depends on its current state. The utility function depends on the agent's state and is not necessarily separable

with respect to the resource categories. We consider a sequential trading setting, where agents repeatedly exchange a limited amount of resources with each trade. The offering agent presents a trade offer to improve its utility, and the responding agent accepts offers that improve its utility. Once an offer is accepted, the agents exchange resources and continue trading from a new state.

The offering agent can make mutually beneficial offers if the responding agent's utility function is known. However, in real-world settings, agents may not be able to share such information due to privacy concerns or computation limitations. Nevertheless, acceptance and or rejection of the previous offers provide information on preferences. Building on this, we propose the ST-CR algorithm for trading scenarios where the responding agent is only required to respond to an offer with an acceptance or rejection.

ST-CR treats the acceptance and rejection responses of the responding agent as comparisons between the current state and the post-trade state. We utilize binary comparisons to estimate the gradient direction of the responding agent's utility function and, thereby, find an accepted offer. Building on (Karabag, Neary, and Topcu 2021), we model the space of potential gradients as a cone and treat rejected offers as half-space constraints to refine the space. If enough offers get rejected ST-CR creates a new cone to compactly represent the potential gradients. While generating offers, ST-CR chooses offers that are orthogonal to the direction of the cone and previously rejected offers to remove half of the potential gradient directions after every rejected offer and efficiently elicit the responding agent's utility function gradient. We show that, for smooth utility functions, after a finite number of consecutive rejected offers generated by ST-CR, the responding agent is at a near-optimal point or the preferences of the agents are closely aligned; the gradients of the agents' utility functions are approximately in the same direction.

We test the proposed ST-CR algorithm in negotiation scenarios against random trading algorithms, and the greedy concession algorithm (Baarslag et al. 2015). ST-CR achieves a higher societal benefit with fewer offers compared to the baselines. We show that ST-CR outperforms the baselines across different numbers of resource categories and different levels of utility function alignment between agents. We also demonstrate that heuristics utilizing information from previously accepted trades further improve ST-CR's perfor-

mance.

We make the following contributions. (i) We propose ST-CR, a comparison-based approach to finding mutually beneficial trades for the two-agent, sequential multi-issue trading problem. ST-CR uses acceptance and rejection responses from the responding agent, reducing the need for extensive information sharing. (ii) We show that, after ST-CR makes a finite number of consecutively rejected offers, the responding agent is at a near-optimal state, or that the preferences of the agents are closely aligned.

## Related Works

The sequential trading setting we consider is similar to the problems explored in automated negotiation and comparison-based optimization.

**Automated Negotiation.** Automated negotiation is widely studied for developing algorithms that reach agreements between agents through the exchange of offers (Faratin, Sierra, and Jennings 1998). We consider a multi-issue negotiation problem where two agents negotiate regarding the trade of resources from a finite set of categories, and each agent’s utility function depends on the amount of resources it possesses in each category. This problem can be viewed as a variant of the cutting-pie problem (Rubinstein 1982). The original cutting-pie problem considers allocation over a single resource category where the agents are explicitly incentivized to quickly reach an agreement. In contrast, we consider a setting with multiple resource categories and without explicit time-based incentives. We aim to reach a Pareto-optimal allocation (i.e., no feasible trade is mutually beneficial) with the least amount of offers while ensuring that the agents monotonically improve their utilities during trades.

Automated negotiation algorithms often decompose the negotiation process using the bidding strategy, opponent modeling, and acceptance strategy (BOA) architecture (Baarslag et al. 2014). Bidding (offering) strategies dictate the offers generated by automated negotiation algorithms, often focusing on maximizing utility for the offering agent (Koeman et al. 2015; Van Krimpen, Looije, and Hajizadeh 2013; Faratin, Sierra, and Jennings 2002; Zheng et al. 2016; Li et al. 2024; Baarslag et al. 2015). For example, the greedy concession algorithm sorts a discrete set of possible offers according to their expected utility for the offering agent and optimally maximizes the offering agent’s expected utility in certain negotiation settings (Baarslag et al. 2015; Mohammad 2023). In contrast, mediator-based negotiation algorithms generate offers for the trading agents or advise the negotiation process to maximize societal benefit rather than individual agent gains (Klein et al. 2003; Hosokawa and Fujita 2023). Instead of maximizing individual utility, the proposed algorithm, ST-CR, generates offers to efficiently estimate the responding agent’s preferences while ensuring that the offering agent is not worse off if the offer gets accepted. ST-CR induces the offering agent to effectively operate as a mediator, increasing societal benefit while ensuring that both agents are increasing their utility.

The second component of BOA focuses on modeling the opponent’s preferences and bidding strategy. Modeling tech-

niques aim to capture the structure of the opponent’s utility function, with approaches including weighted sums over discrete options (Zhang, Ren, and Zhang 2015), issue interdependency graphs (Fujita, Ito, and Klein 2010), or learning-based models (Zafari and Nassiri-Mofakham 2016). Once a model is established, estimation methods can refine the model based on information exchanged during negotiation. These estimation methods include Bayesian preference modeling (Zhang, Ren, and Zhang 2015), kernel density estimation (Coeboorn and Jennings 2004), and frequency analysis (Tunali, Aydoğan, and Sanchez-Anguix 2017). In ST-CR, the opponent’s utility is modeled as a nonlinear function depending on the resources available in each category. ST-CR refines this model through a first-order approximation, where acceptance or rejection responses provide local feedback on the utility gradient at the current state.

The final component of BOA is the acceptance strategy, which determines when a negotiating agent should accept an offer. Several acceptance strategies depend on the agent’s utility and the time remaining in negotiation to balance the trade-off of potentially obtaining a better future offer versus the negotiation ending in disagreement (Kawata and Fujita 2020; De Jonge 2022). We consider greedily rational agents that will accept any offer that improves their utility. The agents behave similarly to Klein et al.’s (2003) hill-climbers, accepting any new allocations that improve their utility.

We consider a setting where agents negotiate over changes in continuous resource allocations. In such settings, discretizing the offer space can produce an exponentially large set, making it infeasible for algorithms that do not leverage the structure of the space to search through all potential offers (Mohammad 2023). Algorithms like the similarity criterion approach (Faratin, Sierra, and Jennings 2002), the alternating projection approach (Zheng et al. 2016), and genetic algorithms (Li et al. 2024) utilize counteroffers from the responding agent to find mutually beneficial offers without searching the entire offer space. Alternatively, region-based methods (Lopez-Carmona et al. 2011) and heuristic branch-and-bound approaches (De Jonge and Sierra 2015) aim to find mutually beneficial offers by iteratively refining the search space. ST-CR uses rejected offers in conjunction with the greedy rationality assumption to iteratively refine the space of potential gradients. Leveraging this estimation alongside smoothness properties, ST-CR provably finds a mutually beneficial offer or certifies that the agent’s utility gradients are approximately in the same direction.

**Comparison-Based Optimization.** Instead of directly accessing an objective function or its gradients, comparison-based optimization algorithms rely on comparisons between points (Jamieson, Nowak, and Recht 2012). These techniques are particularly useful in scenarios where the objective function is unknown or difficult to measure. An example is negotiation settings where the utility function of the responding agent is not accessible. In such cases, responses to offers can be represented as comparisons between two points defined by the trade amounts, facilitating optimization without direct function access.

Comparison-based optimization techniques use strategic

comparisons to estimate gradients or find optimal solutions without direct access to the objective function. Jamieson, Nowak, and Recht (2012) use a comparison-based line search with coordinate descent to systematically search the space of potential solutions. Cheng et al.’s (2020) Sign-OPT aggregates randomly sampled comparison directions for gradient estimation. Zhang and Li’s (2024) Comparison-GDE uses a cutting-plane approach for gradient estimation. Karabag, Neary, and Topcu (2021) refine a cone of possible gradient directions using halfspace cuts informed by comparisons. While these methods are effective for single-objective optimization, we consider a multi-objective setting where arbitrary comparisons may not benefit the offering agent.

Similar to (Karabag, Neary, and Topcu 2021), we use comparisons to cut the gradient cones and enclose the remaining directions using a cone with a smaller semi-vertical angle. Karabag, Neary, and Topcu (2021) use three-point comparisons to obtain the halfspace cuts. However, in the considered setting, the greedy rationality assumption for the offering agent does not allow three-point comparisons. Instead, we use two-point comparisons, which may lead to erroneous halfspace cuts. We derive a new cone angle update rule to provably enclose all possible gradient directions, even with erroneous cuts.

### Preliminaries and Notation

The  $L^2$ -norm of a vector  $v$  is  $\|v\|$ . A function  $f : \mathbb{R}^n \rightarrow \mathbb{R}$  is  $\beta$ -smooth if  $|f(y) - f(x) - \langle \nabla f(x), y - x \rangle| \leq \beta \|x - y\|^2/2$  for all  $x, y \in \mathbb{R}^n$ . The directional derivative of  $f$  along vector  $v$  is  $\nabla_v f(x) = \langle \nabla f(x), v \rangle / \|v\|$ . The angle between  $v_1$  and  $v_2$  is  $\angle(v_1, v_2) = \cos^{-1} \left( \frac{\langle v_1, v_2 \rangle}{\|v_1\| \|v_2\|} \right)$ . A cone with direction  $\tau$  and semi-vertical angle  $\theta$  is  $C(\tau, \theta) = \{x \in \mathbb{R}^n | \angle(x, \tau) \leq \theta\}$ .

### Sequential Multi-Issue Trading Problem

We consider a trading setting where an offering agent  $A$  and responding agent  $B$  make sequential trades of resources belonging to  $n$  categories (issues). Each agent’s state is defined by the non-negative amount of resources they possess in each category. The offering and responding agents’ states are  $S_A \in \mathbb{R}_{\geq 0}^n$  and  $S_B \in \mathbb{R}_{\geq 0}^n$ , respectively where  $\mathbb{R}_{\geq 0}^n$  is the  $n$ -dimensional set of non-negative real numbers. We consider a *continuous* setting, where the agent’s states and trade offers can take on continuous values. For example, consider a trading problem with coffee and milk as categories. An example agent state is  $(x_1, x_2) = (1.7, 0.3)$  where  $x_1$  and  $x_2$  are cups of coffee and milk, respectively, in the agent’s possession. The offering and responding agents have continuous utility functions  $f^A(S_A)$  and  $f^B(S_B)$  respectively, which reflect their valuations of different states. The functions are not necessarily separable with respect to the resource categories: In the coffee example, a person who wants a little milk with their large coffee may have the utility function  $(x_1 - 1.9x_2)^2 + (x_1 - 1.9)^2 + (x_2 - 0.1)^2$  whose optimal point is  $(1.9, 0.1)$ .

The offering agent  $A$  presents trade offers to improve its utility, while the responding agent  $B$  responds to the offers

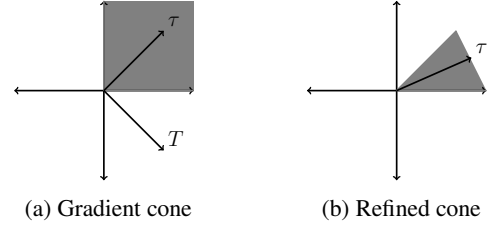


Figure 1: ST-CR maintains a cone of potential gradients (a) and uses responses to the trade offer  $T$  to refine the cone (b).

according to its utility function. The offering agent knows the states of both agents and its own utility function but does not know the responding agent’s utility function.

The agents aim to improve their utility by sequentially trading with each other. A trade offer  $T = (t_1, \dots, t_n)$  is the changes in the amount of resources in each category where  $t_i \in \mathbb{R}$  is the increase in resource  $i$  for the offering agent. An offer is *feasible* if it results in no negative amounts of any resource for either agent after the trade. The offering agent has an *offer budget*  $m$ , which is the total number of accepted or rejected offers it can make to the responding agent.

When determining whether to propose or accept an offer, the agents consider the benefit associated with the offer. At states  $S_A$  and  $S_B$ , the benefits of an offer  $T$  are  $f^A(S_A + T) - f^A(S_A)$  and  $f^B(S_B - T) - f^B(S_B)$  for the offering and responding agents, respectively. The societal benefit is the sum of the benefits for both agents. An offer is *mutually beneficial* if  $f^A(S_A + T) - f^A(S_A) \geq 0$  and  $f^B(S_B - T) - f^B(S_B) \geq 0$ . The agents are *greedily rational* and will accept every beneficial offer. Consequently, the offering agent will only offer  $T$  if  $f^A(S_A + T) - f^A(S_A) \geq 0$ , and the responding agent will only accept  $T$  if  $f^B(S_B - T) - f^B(S_B) \geq 0$ . The responding agent’s response function is

$$R_B(T) = \begin{cases} \text{accept} & \text{if } f^B(S_B - T) - f^B(S_B) \geq 0, \\ \text{reject} & \text{if } f^B(S_B - T) - f^B(S_B) < 0. \end{cases}$$

Depending on the responding agent’s response to the offer  $T$ , the agents transition to next states  $S'_A$  and  $S'_B$  where

$$S'_A, S'_B = \begin{cases} S_A + T, S_B - T & \text{if } R_B(T) = \text{accept}, \\ S_A, S_B & \text{if } R_B(T) = \text{reject}. \end{cases}$$

A joint state  $(S_A^*, S_B^*)$  is *Pareto-optimal* if there is no feasible and mutually beneficial offer, i.e., for all feasible offers  $T$ ,  $f^A(S_A^* + T) - f^A(S_A^*) < 0$  or  $f^B(S_B^* - T) - f^B(S_B^*) < 0$ .

**Problem definition.** Consider a sequential multi-issue trading problem with two greedily rational agents. The offering agent knows the initial states  $S_A$  and  $S_B$ , as well as its own utility function  $f^A(S_A)$ , but does not know the responding agent’s utility function  $f^B(S_B)$  or its offer budget  $m$ . The goal is to maximize societal benefit after  $m$  offers.

### Sequential Trading with Cone Refinement

We propose Sequential Trading with Cone Refinements (ST-CR), an algorithm to find a Pareto-optimal point through sequential trades. Mutually beneficial trades are offers lying

in the intersection of the ascent directions of agents' utility functions. To find these directions, we infer the potential gradients of the responding agent with a cone based on rejected offers. By the greedy rationality assumption, each rejected offer provides information on the responding agent's gradient, resulting in a more accurate estimate.

#### Preliminaries on Gradient Direction Estimation.

Given the sign of the directional derivatives in curated directions, one can approximate the direction of the responding agent's gradient to find an ascent direction. Building on this observation, (Karabag, Neary, and Topcu 2021) model the set of potential gradients as a cone. The signs of directional derivatives inferred from comparisons in orthogonal directions are then used as halfspace constraints to refine the cone. The cone model allows the remaining potential gradients after orthogonal halfspace refinements to be easily enclosed by a new cone. Similarly, ST-CR maintains a cone  $C(\tau, \theta)$  of gradients with direction  $\tau \in \mathbb{R}^n$  and semi-vertical angle  $\theta$ .

To refine the cone of potential gradients, ST-CR utilizes the signs of the directional derivatives. By making a linear approximation of each agent's utility function at the states  $S_A$  and  $S_B$ , we use a first-order Taylor approximation to describe beneficial trades in terms of each agent's utility gradient:

$$f^A(S_A + T) - f^A(S_A) \approx \langle T, \nabla f^A(S_A) \rangle \geq 0, \\ f^B(S_B - T) - f^B(S_B) \approx \langle -T, \nabla f^B(S_B) \rangle \geq 0.$$

By the greedy rationality assumption, the responding agent will reject an offer if  $\langle -T, \nabla f^B(S_B) \rangle < 0$ , implying that  $\nabla_T f^B(S_B) > 0$ . Therefore, the agent's responses provide information on the sign of directional derivatives, which ST-CR uses to refine the potential gradient cone. Fig. 1 shows cone refinement after a rejected offer  $T$  in two dimensions.

Karabag, Neary, and Topcu (2021) accurately determine the signs of directional derivatives or identify inconclusive directions by making comparisons at three points on a line. In our setting, making three-point comparisons corresponds to making two opposite offers. This guarantees that at least one of the offers will not benefit the offering agent, violating the greedy rationality assumption for the offering agent. Hence, we use two-point comparisons to estimate signs of directional derivatives. Two-point comparisons can lead to sign errors, consequently affecting the cone refinement. As we later show in Theorem 1, we account for such errors by increasing the cone's semi-vertical angle to enclose all potential gradients.

We now overview ST-CR's two-stage approach. The first stage (Algorithm 1 Lines 3–6), uses heuristic offers to quickly improve societal benefit. The second stage (Algorithm 1, Line 8 Procedure 2) uses rejected offers to refine the potential gradient cone. Once an offer is accepted, ST-CR transitions to the next state (Algorithm 1 Lines 5 and 11).

#### Stage 1: Heuristic Offers (Algorithm 1, Lines 3 - 6).

When making consecutive trades, information from previous negotiations can inform new offers. For example, ST-CR begins each new negotiation by proposing the previously accepted offer. If the responding agent has a smooth utility

function, its gradient does not change significantly after accepting an offer, making previously accepted offers likely to be accepted again. We later show in numerical experiments that this heuristic improves ST-CR's performance. As per the greedy rationality assumption, this offer is only presented if it is beneficial to the offering agent. If the responding agent rejects the offers presented in this stage, we move to stage 2.

---

#### Algorithm 1: Sequential Trading with Cone Refinement (ST-CR)

---

**Input:**  $S_A, S_B, f_A, \theta^*, d, m, n$

```

1  $q = 0$  ;
2 while  $q < m$  do
3   Offer  $T_{\text{prev}}, q \leftarrow q + 1$ ;
4   if  $R_B(T_{\text{prev}}) = \text{accept}$  then
5      $S_A \leftarrow S_A + T_{\text{prev}}, S_B \leftarrow S_B - T_{\text{prev}}$  ;
6     continue ;
7   // Find trade using cone
   refinement
8    $T, q_T \leftarrow \text{CR}(S_A, f_A, R_B, \theta^*, d, m - q, n)$  ;
9    $q \leftarrow q + q_T, T_{\text{prev}} \leftarrow T$  ;
10  if  $T \neq -1$  then
11     $S_A \leftarrow S_A + T, S_B \leftarrow S_B - T$  ;
12    continue ;
13  break ;
```

---

**Stage 2: Gradient Refinement (Procedure 2).** We use rejected offers to refine the space of potential gradients and identify a mutually beneficial offer. If no such offer is found after refinement, the gradients of both agents are closely aligned, indicating a near Pareto-optimal point. To refine the space of potential gradients, we represent the potential gradients as an  $n$ -dimensional cone,  $C(\tau, \theta)$ .

**Stage 2.1: Initializing the Cone of Potential Gradients (Procedure 2 Lines 15 - 25).** When negotiation begins, the offering agent does not know the responding agent's utility function  $f^B$  and, consequently, has no information on  $\nabla f^B(S_B)$ . We first determine the  $n$ -dimensional quadrant of  $\nabla f^B(S_B)$  by checking if the responding agent wants more or less of each resource category: ST-CR makes  $n$  offers  $T_1 = (\pm d, 0, \dots, 0), \dots, T_n = (0, 0, \dots, \pm d)$  where  $d$  is a constant. ST-CR adjusts the signs of the offers such that  $\langle T, \nabla f^A(S_A) \rangle \geq 0$  to improve the offering agent's utility. To accurately refine the cone using Taylor approximation and avoid overshooting along mutually beneficial trades, we limit the magnitude of offers by  $d$ . If the responding agent accepts any of the offers, ST-CR proceeds to the next state and repeats from stage 1 (Line 20). If the responding agent rejects all of the offers, the direction of the quadrant is inferred as  $Q[i] = T_i[i]$  (Line 22). The quadrant is enclosed by a cone with direction  $\tau = Q$  and semi-vertical angle  $\theta = \pi/2$  (Line 25). Instead of performing this stage, one can also expand the cone from the previous trade to account for gradient changes and, as a heuristic, use the expanded cone for initialization.

**Stage 2.2: Determining Mutually Beneficial Offers (Procedure 2 Lines 32 - 34).** Given  $n$  categories and the cone direction  $\tau$ , we generate  $n - 1$  offers  $T_1, \dots, T_{n-1}$  that

**Procedure 2: Cone Refinement (CR)****Input:**  $S_A, S_B, f_A, \theta^*, d, m, n$ **Output:**  $T, q_T$ 

```

14 // Determine Init. Quadrant
15  $q_T \leftarrow 0, Q \leftarrow [0, 0, \dots, 0]$  of size  $n$ ;
16 for  $i \leftarrow 1$  to  $n$  do
17   Set  $T \in \mathbb{R}^n$  s.t.  $T$  is feasible,  $T[i] \neq 0, \forall j \neq i$ ,
       $T[j] = 0, \|T\| \leq d$  and  $\langle \nabla f^A(S_A), T \rangle \geq 0$ ;
18   Offer  $T, q_T \leftarrow q_T + 1$ ;
19   if  $R_B(T) = \text{accept}$  then
20     | return  $T, q_T$ ;
21   if  $R_B(T) = \text{reject}$  then
22     |  $Q \leftarrow Q + T$ 
23   if  $q_T \geq m$  then
24     | return  $-1, q_T$ ;
25  $\tau \leftarrow Q, \theta \leftarrow \frac{\pi}{2}, V \leftarrow \{\tau\}$ ;
26 do
27   // Update cone after  $n-1$  offers
28   if  $|V| = n$  then
29     Set  $w_n \leftarrow \tau / \|\tau\|$  and for all
         $i \in \{1, \dots, n-1\}$ , set
         $w_i \leftarrow \tau \cos(\theta) / \|\tau\| + T_i \sin(\theta) / \|T_i\|$ ;
30      $\tau \leftarrow \sum_{i=1}^n (w_i) / \|\sum_{i=1}^n (w_i)\|$ ;
31      $\theta \leftarrow \sin^{-1} \left( \sin(\theta) \sqrt{1 - 1/2n} \right), V \leftarrow \{\tau\}$ ;
32   // Generate Next Trade
33   Set  $T$  s.t.  $T$  is feasible,  $\forall T' \in V, T \perp T'$ ,
       $\|T\| = d$ , and  $\langle \nabla f^A(S_A), T \rangle \geq 0$ ;
34   Offer  $T, q_T \leftarrow q_T + 1$ , and  $V \leftarrow V \cup \{T\}$ ;
35 while  $R_B(T) \neq \text{accept}$  and  $\theta \geq \Theta^*$  and  $q_T < m$ ;
36 if  $R_B(T) \neq \text{accept}$  then
37   | return  $-1, q_T$ ;
38 return  $T, q_T$ ;

```

are orthogonal to each other and  $\tau$  (Line 34). By the greedy rationality assumption, each offer satisfies  $\langle T, \nabla f_A(S_A) \rangle \geq 0$ . We remark that this set of offers can be sorted in order of decreasing utility for the offering agent to ensure that the offering agent is maximizing its own utility. If the responding agent accepts an offer, a state transition occurs (Algorithm 1 Line 12), and ST-CR repeats from stage 1. After  $n-1$  consecutively rejected offers in stage 2.2, the space of potential gradients reduces to the intersection of the gradient cone and halfspaces generated by the rejected offers. In stage 2.3, we enclose this space with a smaller cone.

**Stage 2.3: Updating the Cone of Potential Gradients (Procedure 2 Lines 28 - 31).** If the responding agent rejects  $n-1$  offers, we refine the cone using the rejected offers. Using the first-order approximation and the greedy rationality assumption, each rejected offer  $T \in \{T_1, \dots, T_{n-1}\} = (V \setminus \tau)$  indicates that  $\langle -T, \nabla f^B(S_B) \rangle < 0$ . Each of the  $n-1$  offers is treated as a halfspace constraint  $\langle T, x \rangle > 0$ . ST-CR then calculates a new cone  $C(\tau', \theta')$  enclosing the remaining gradient directions  $\cap_{i=1}^{n-1} \{x | \langle T_i, x \rangle \geq 0\} \cap C(\tau, \theta)$ . Fig. 1 shows a cone refinement in two dimensions after a rejected offer  $T$ . The new cone direction is determined us-

ing the prior cone direction and the corners of the space (Lines 29 - 30) such that  $\tau' = \sum_{i=1}^n w_i / \|\sum_{i=1}^n w_i\|$  where  $w_n = \tau / \|\tau\|$  and for all  $i \in \{1, \dots, n-1\}$ ,  $w_i = \tau \cos(\theta) / \|\tau\| + T_i \sin(\theta) / \|T_i\|$ .

We set a new angle  $\theta' = \sin^{-1} \left( \sin(\theta) \sqrt{1 - 1/2n} \right)$ .

When we explore the theoretical guarantees of SC-TR, we show that this angle suffices to enclose  $\cap_{i=1}^{n-1} \{x | \langle T_i, x \rangle \geq 0\} \cap C(\tau, \theta)$ .

After updating the cone, ST-CR repeats stages 2.2 - 2.3 until an offer is accepted, the total number of offers exceeds the budget  $m$ , or  $\theta$  is less than a threshold  $\theta^*$ .

**Remark on Greedy Rationality Assumption.** Motivated by the first-order Taylor approximation, ST-CR selects offer directions that align with the offering agent's gradient direction ensuring that  $\langle T, \nabla f^A(S_A) \rangle \geq 0$ . For non-linear utility functions, this method can lead to non-beneficial trades for the offering agent if  $\|\nabla_T f^A(S_A)\|$  is small, overshooting the optimal trade in the direction of  $T$ . However, for a  $\beta$ -smooth  $f^A$ , the potential loss of benefit is bounded such that  $f^A(S_A) - f^A(S_A + T) \leq \beta d^2/2$ . To prevent these losses, the offering agent can avoid overshooting by decreasing the offer magnitude. Alternatively, one can eliminate such trade directions. If trade  $T$  is not beneficial despite  $\langle T, \nabla f^A(S_A) \rangle \geq 0$ , the offering agent is near-optimal along the line of  $T$ . Consequently, we can exclude trades with a component on this line and continue trading within the null space of the line.

**Theoretical Guarantees of ST-CR.** We show that, if the responding agent has a smooth utility function, after a finite number of consecutively rejected offers by ST-CR, either the gradients (i.e., preferences) of the agents are aligned, or the responding agent is at a near-optimal state. For the remainder of the section, we assume that  $f^B$  is  $\beta$ -smooth.

ST-CR uses two-point comparisons to infer the signs of the directional derivatives and subsequently refine the cone of potential gradients. As discussed previously, this approach can result in sign errors if the current state is near-optimal along the offer direction. When such an error happens, the cone is cut using the wrong side of the hyperplane. The wrong cuts are the main challenge to derive theoretical guarantees.

To analyze the effects of wrong cuts, we use the  $\beta$ -smoothness of  $f^B$ . If a sign error occurs for an offer  $T$  of magnitude  $d$ , i.e.,  $\nabla_{-T} f^B(S_B) \geq 0$ , inferred as  $\nabla_{-T} f^B(S_B) < 0$ , the magnitude of the directional derivative satisfies  $\|\nabla_{-T} f^B(S_B)\| \leq \beta d/2$ . We consider two cases.

*Case 1:* There is no offer direction with a large directional derivative. In this case, all halfspace cuts may happen in the wrong direction. However, the responding agent's current state is near-optimal since its gradient has a bounded magnitude. For example, the purple gradient  $\nabla f^B(S_B)(\blacklozenge)$  in Fig. 2 is not enclosed by the halfspace cuts but is bounded<sup>1</sup>.

*Case 2:* There is an offer direction with a large directional derivative. In this case, we consider a "hypothetical"

<sup>1</sup>In Fig. 2, the distance of a point from the center depends on the angle between  $\tau$  and the associated gradient of the point and does not depend on the gradient's magnitude of the gradient.

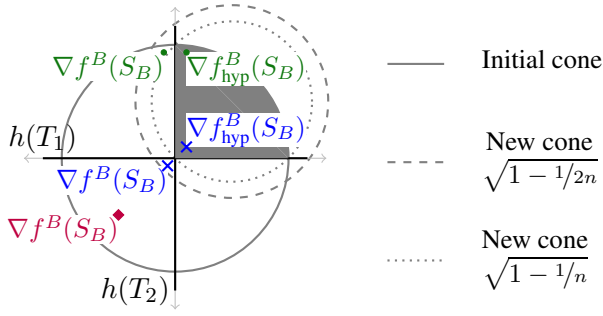


Figure 2: 2D top-down view of 3D cone refinement using the plane with normal  $\tau$ . The ellipses are the cross-sections of the cones. The points are the cross-sections of the true and hypothetical gradients.  $h(T_i)$  is the hyperplane generated by offer  $T_i$ . The shaded region represents all possible gradient directions after the halfspace cuts using  $h(T_i)$ s.

gradient that matches the inferred signs. It shares the same directional derivatives as the true gradient in the directions where the inferred signs are correct and has the opposite directional derivatives in the other directions. The hypothetical gradient is enclosed in the cone constructed with the angle update rule  $\theta \leftarrow \sin^{-1}(\sin(\theta)\sqrt{1-1/n})$  (Karabag, Neary, and Topcu 2021). We show that, due to the existence of a trade direction with a large directional derivative, the maximum angle between the hypothetical and true gradients is bounded by a constant depending on the trade magnitude and the smoothness constant. For example, the green gradient  $\nabla f^B(S_B)$  (●) in Fig. 2 has a small directional derivative along direction  $T_2$  resulting a wrong halfspace cut. However, it has a larger directional derivative along direction  $T_1$ . Due to this component, the angle between the  $\nabla f^B(S_B)$  and  $\nabla f_{\text{hyp}}^B(S_B)$  is limited. Similarly, the blue gradient  $\nabla f^B(S_B)$  (×) has small directional derivatives along directions  $T_1$  and  $T_2$ , but has a larger directional derivative along direction  $\tau$ . Using the closeness of the hypothetical and true gradients, we ensure that the true gradient, e.g.,  $\nabla f^B(S_B)$  (●) and  $\nabla f^B(S_B)$  (×) in Fig. 2, is enclosed in the cone constructed with the angle update rule  $\theta \leftarrow \sin^{-1}(\sin(\theta)\sqrt{1-1/2n})$ . Since the offering agent's directional derivatives share the same signs as the inferred signs for the rejected offers (Procedure 2 Lines 17 and 33), we observe that the offering agent's gradient is also enclosed in the cone  $C(\tau, \theta)$  of potential gradients for the responding agent. Hence, the maximum angle between the agents' gradients is at most  $2\theta$ .

Theorem 1 shows that, after a finite number of consecutively rejected offers, the preferences of the agents are closely aligned, or the responding agent's state is near-optimal.

**Theorem 1.** Let  $\kappa \geq \sqrt{n-1}$  be a parameter satisfying

$$\sqrt{1 - \frac{1}{2n}}^{\lfloor \frac{k-1}{n-1} \rfloor} = 2n\sqrt{1 - \left( \frac{\kappa^2 - (n-1)}{\kappa^2 + (n-1)} \right)^2}. \quad (1)$$

If  $f^B$  is  $\beta$ -smooth, at least one of the following holds true

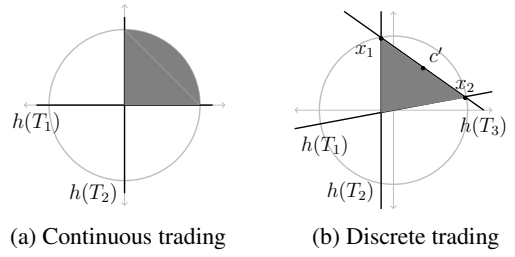


Figure 3: Top-down view of cone refinement. Discrete offers lead to non-orthogonal or off-center cuts. Off-center cuts occur if an offer is not orthogonal to  $\tau$  and non-orthogonal cuts occur if offers are not mutually orthogonal.

after Procedure 2 makes  $k$  rejected offers at state  $(S_A, S_B)$ :

1. The angle between the agents' gradients satisfies

$$\angle(\nabla f^A(S_A), \nabla f^B(S_B)) < 2 \sin^{-1} \left( \sqrt{1 - \frac{1}{2n}}^{\lfloor \frac{k-n}{n-1} \rfloor} \right).$$

2. The responding agent's benefit for any trade  $T$  satisfies

$$f^B(S_B + T) - f^B(S_B) \leq d\kappa\sqrt{n}\beta\|T\| + \beta\|T\|^2/2.$$

A  $\kappa$  satisfying (1) exists and can be computed with line search as the l.h.s. of (1) is in  $(0, 1]$ , and the r.h.s. is a continuous, monotone decreasing function of  $\kappa$  with values  $(0, 2n]$ .

The offer magnitude  $d$  balances the potential benefit per trade and estimation error. As  $d$  gets larger, the potential benefit increases while the guarantee in Theorem 1 gets looser.

**Operating in Discrete Settings.** ST-CR operates in the space of continuous offers, allowing for structured refinement of the cone. In some trading scenarios, such as those where the resources must take integer values, continuous trading is not feasible and the model must operate in settings with discrete offers. As shown in Fig. 3, discrete offers can lead to off-center or non-orthogonal cuts, requiring more than  $n-1$  offers to update the cone. For discrete trading, we enclose the potential gradients with a polytope in the  $n-1$  dimensional hyperplane with normal  $\tau$ . We then check whether the polytope can be enclosed with a new smaller cone. If the new cone is not smaller, we keep refining the cone with offers that shrink the polytope.

We first consider the  $n-1$  hyperplane with the normal  $\tau$  and basis vectors  $V_b$  a unit distance from the cone's vertex. The projection of the cone onto the hyperplane is enclosed by the hypercube centered on the origin with side length  $2 \tan(\theta)$ . We then cut the hypercube with halfspaces corresponding to rejected offers, resulting in a polytope  $P$ . To enclose  $P$  with a new cone, we first enclose  $P$  with a hypersphere. We then determine the  $n$ -dimensional new cone  $C(\tau', \theta')$  enclosing the hypersphere by using the closest and furthest points on the hypersphere to the origin. The details of this procedure are given in the appendix.

If the current angle  $\theta$  is smaller than the new angle  $\theta'$ , we keep refining the cone. For this purpose, we use a hyperplane that bisects the two farthest corner points of the polytope as



a basis for the next offer, ensuring the farthest corner points are closer together after the offer. Using the hyperplane, we obtain an offer to shrink the polytope. Once  $\theta' < \theta$ , ST-CR updates the cone and continues from stage 2.2.

#### Incorporating Additional Feedback as Comparisons.

We have thus far considered trading scenarios in which the responding agent only replies with either acceptance or rejection. However, in real-world settings, such as those with humans, the responding agent can provide additional feedback to the offering agent. A common setting in automated negotiation is the alternating-offers protocol, in which the two negotiating agents take turns making offers to each other (Osborne and Rubinstein 1990). In the context of ST-CR, counteroffers from the responding agent represent post-trade states that are preferred by the responding agent over the current state. Given this preference, we incorporate the comparison provided by the counteroffer  $T$  as the halfspace constraint  $\langle -T, \nabla f^B(S_B) \rangle \geq 0$  providing additional refinement for the space of potential gradients. In addition to explicit counteroffers, adjustments to prior offers and general preferences can be represented as counteroffers from the responding agent. We explore the incorporation of this feedback in trading scenarios with humans in the appendix.

### Numerical Experiments

We test ST-CR using randomized scenarios. Implementation details and code are given in the appendix and the code can be found at [https://github.com/suryakmurthy/Seq\\_Trading\\_Cmpr](https://github.com/suryakmurthy/Seq_Trading_Cmpr)

**Scenario.** We consider quadratic utility functions such that

$$f^A(S_A) = S_A^\top \frac{((\rho+1)Q_A + Q_B)}{\rho+2} S_A + 2S_A^\top \frac{((\rho+1)u_A + u_B)}{\rho+2},$$

$$f^B(S_B) = S_B^\top \frac{(Q_A + (\rho+1)Q_B)}{\rho+2} S_B + 2S_B^\top \frac{(u_A + (\rho+1)u_B)}{\rho+2}$$

where  $Q_A$  and  $Q_B$  are random negative semi-definite matrices,  $u_A$  and  $u_B$  are random vectors, and  $\rho \in [0, \infty)$  is a mixing constant. Each random matrix is generated by creating a  $n \times n$  matrix with entries uniformly distributed between 0 and 1 and then multiplying this matrix by its negative transpose.  $u_A$  and  $u_B$  are generated by sampling integers uniformly between 1 and 200. Values of  $\rho$  closer to 0 correspond to high alignment between the utility gradients, while values farther from 0 indicate low alignment. To ensure alignment between the agents' utility gradients and conduct a consistent comparison, each agent's state is initialized with 100 resources in each category. We limit the offers to trade at most 5 resources from each category ( $d = 5\sqrt{n}$ ). The testing includes discrete and continuous scenarios. In discrete trading scenarios, offers are limited to integer values, while in continuous trading scenarios, offers can take any real value. If any of the trading algorithms reach a state where one agent possesses all resources in a category, we remove the category from consideration and continue with the remaining categories.

**Baselines.** We implement two sets of baseline algorithms to compare with the proposed method ST-CR. For all baselines, the offering agent only presents offers that improve

its utility. The first set of baselines is based on a random search approach. The random search algorithm uniformly samples offer directions and then scales the offer. This approach is similar to the mediated simulated annealing with hill-climbers proposed by Klein et al. (2003), which used random adjustments to previously accepted outcomes to improve societal benefit and has been adapted to different negotiation settings (Fujita 2024). To enhance the random search, we include a heuristic that starts by offering the most recently accepted trade. Another improvement we consider is incorporating momentum into random search. In the random search with momentum, the offering agent uses the random search baseline for the first trade. In subsequent trades, the agent makes the previously accepted offer with random deviations, with the magnitude of deviations increasing as more offers are rejected.

The second set of baselines is based on the Greedy Concession Algorithm (GCA) (Baarslag et al. 2015), which aims to maximize the offering agent's expected utility. We use GCA as a comparison to evaluate ST-CR's performance in terms of the offering agent's utility. GCA consists of two steps: 1) sorting possible offers based on the expected utilities for the offering agent and 2) updating beliefs about the responding agent's preferences.

In step 2 of our implementation for GCA, we model the responding agent's utility as a weighted sum over the amounts of resources in each category. We uniformly sample 100 possible sets of weights from the unit hypersphere, representing possible configurations of the responding agent's objective function. The offering agent initially assigns equal probabilities to each set of weights. After a number of offers get rejected, we use these rejections to update the probability of each set. We test GCA's performance with belief update intervals of 1, 10, and 100 rejections. If a set of weights indicates that a rejected offer should have been accepted, we reduce the probability of those weights by a scaling factor 0.1. The weight probabilities are further smoothed using a softmax function after each accepted trade to account for shifts in preferences.

**Results.** In Figs. 4 and 5, we present the societal, offering agent's, and responding agent's benefits for discrete and continuous trading scenarios, respectively, as a function of the offer count. For each setting, we average the benefits over 500 random scenarios. In all plots, the average benefit of each algorithm is normalized by the maximum cumulative average benefit achieved across all algorithms.

In discrete settings with integer-constrained offers, the number of possible offers increases exponentially with the number of resource categories. In addition, the number of sampled weights must be increased to cover the responding agent's potential preferences. These growths present computational challenges to algorithms that search through potential offers and weights, such as GCA. Due to this reason, for the discrete setting, we only provide comparisons for 3 items.

For the societal benefit shown in Fig. 4b, ST-CR achieves similar societal benefits with fewer offers compared to the other baselines. This efficiency stems from ST-CR's modeling of the responding agent's preferences, allowing it to

quickly identify mutually beneficial trades. In highly aligned scenarios, such as those shown in Fig. 4a, this difference is more pronounced, with the random baseline requiring significantly more offers to match ST-CR. The random trading baseline without heuristics eventually achieves a higher societal benefit than ST-CR. This is likely because the random algorithm’s offering strategy allows for a comprehensive exploration of the space of potential offers.

For the offering agent’s benefit shown in Figs. 4c and 4d, we observe that GCA eventually achieves a higher offering benefit than both ST-CR and the random baselines due to prioritizing offers that maximize the offering agent’s expected benefit. For the lower number of offers, ST-CR provides a performance comparable to GCA. ST-CR efficiently elicits the responding agent’s preferences and realizes more accepted trades, while GCA makes offers to maximize the offering agent’s expected benefit for a fixed set of beliefs, limiting exploration. As shown in Fig. 4c, the performance of ST-CR becomes more prominent in highly aligned scenarios, where the range of mutually beneficial trades is narrower. For the responding agent’s benefit shown in Figs. 4e and 4f, we observe that ST-CR achieves high performance with fewer offers.

For continuous trading scenarios shown in Figs. 5a - 5d, we observe that increasing the number of resource categories from 3 to 5 decreases the performance of all algorithms as the search space grows. As resource categories increase, the performance gap between ST-CR and the baselines widens for a fixed number of offers, indicating ST-CR’s suitability for complex trading scenarios with limited offer budgets.

In Figs. 4 and 5, we observe that methods that utilize previous trade heuristics can improve societal benefit with the fewest offers. Since the agents’ utility functions are smooth and offers have bounded magnitudes, previously accepted trades are likely to be accepted again. However, as trading progresses and agents approach the Pareto front, the chances of prior trades being accepted decrease due to overshooting, reducing the efficiency of algorithms with the heuristic.

## Conclusion

We consider a sequential multi-issue trading problem with two agents. We introduced sequential trading with cone refinement (ST-CR), an algorithm that leverages comparisons to identify mutually beneficial trades. We demonstrated ST-CR’s effectiveness in two-agent negotiations and provided theoretical guarantees on finding mutually beneficial trades, certifying closeness to optimality, or certifying alignment of preferences. ST-CR relies on the greedy rationality of agents, which may not hold in some scenarios. Future work could explore modifications to handle agents with more complex acceptance strategies or deceptive agents, further expanding ST-CR’s applicability.

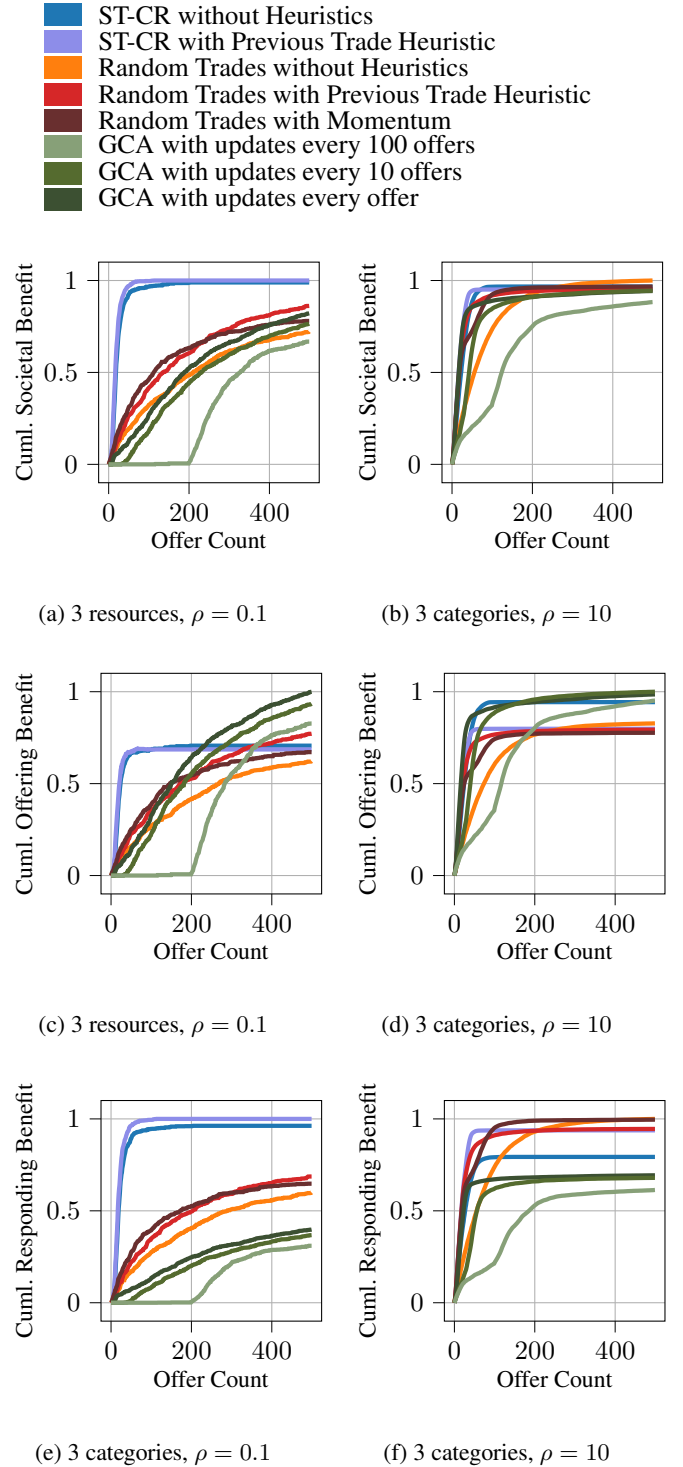
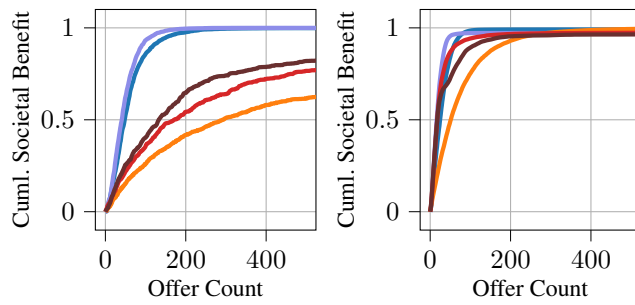
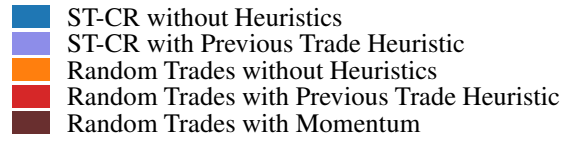


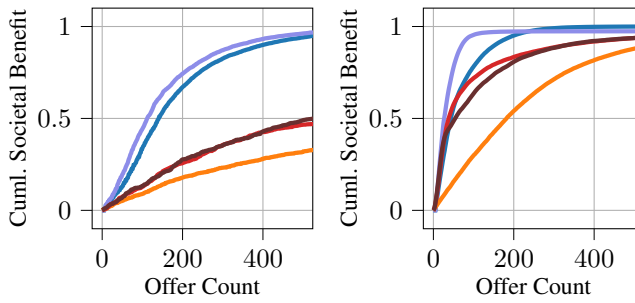
Figure 4: Offer-benefit plots for discrete trading scenarios.





(a) 3 categories,  $\rho = 0.1$

(b) 3 categories,  $\rho = 10$



(c) 5 categories,  $\rho = 0.1$

(d) 5 categories,  $\rho = 10$

Figure 5: Offer-benefit plots for continuous trading scenarios.

## Ethical and Societal Impact Statement

We present a trading algorithm that aims to improve the societal benefit of two trading agents. We believe that the use of such an algorithm will allow for improved collaboration of different agents in multi-agent environments.

## References

- Baarslag, T.; Gerding, E. H.; Aydogan, R.; and Schraefel, M. 2015. Optimal negotiation decision functions in time-sensitive domains. In *2015 IEEE/WIC/ACM International Conference on Web Intelligence and Intelligent Agent Technology (WI-IAT)*, volume 2, 190–197. IEEE.
- Baarslag, T.; Hindriks, K.; Hendrikx, M.; Dirkzwager, A.; and Jonker, C. 2014. Decoupling negotiating agents to explore the space of negotiation strategies. *Novel insights in agent-based complex automated negotiation*, 61–83.
- Cheng, M.; Singh, S.; Chen, P.; Chen, P. Y.; Liu, S.; and Hsieh, C. J. 2020. Sign-OPT: A Query-Efficient Hard-Label Adversarial Attack. In *8th International Conference on Learning Representations, ICLR 2020*.
- Coehoorn, R. M.; and Jennings, N. R. 2004. Learning on opponent’s preferences to make effective multi-issue negotiation trade-offs. In *Proceedings of the 6th international conference on Electronic commerce*, 59–68.
- De Jonge, D. 2022. An Analysis of the Linear Bilateral ANAC Domains Using the MiCRO Benchmark Strategy. In *IJCAI*, 223–229.
- De Jonge, D.; and Sierra, C. 2015. NB 3: a multilateral negotiation algorithm for large, non-linear agreement spaces with limited time. *Autonomous Agents and Multi-Agent Systems*, 29(5): 896–942.
- Faratin, P.; Sierra, C.; and Jennings, N. 2002. Using similarity criteria to make issue trade-offs in automated negotiations. *Artificial Intelligence*, 142(2): 205–237. International Conference on MultiAgent Systems 2000.
- Faratin, P.; Sierra, C.; and Jennings, N. R. 1998. Negotiation decision functions for autonomous agents. *Robotics and Autonomous Systems*, 24(3-4): 159–182.
- Fujita, K. 2024. Automated Negotiations Protocols for Complex Utility Function as Social System. In *Human-Centered Services Computing for Smart Cities: IEICE Monograph*, 213–258. Springer Nature Singapore Singapore.
- Fujita, K.; Ito, T.; and Klein, M. 2010. An approach to scalable multi-issue negotiation: Decomposing the contract space based on issue interdependencies. In *2010 IEEE/WIC/ACM International Conference on Web Intelligence and Intelligent Agent Technology*, volume 2, 399–406. IEEE.
- Hosokawa, Y.; and Fujita, K. 2023. Multi-Issue Negotiation Protocol with Pre-Domain Narrowing. *Applied Sciences*, 13(10): 6186.
- Jamieson, K. G.; Nowak, R.; and Recht, B. 2012. Query complexity of derivative-free optimization. *Advances in Neural Information Processing Systems*, 25.
- Karabag, M. O.; Neary, C.; and Topcu, U. 2021. Smooth convex optimization using sub-zeroth-order oracles. In *Proceedings of the AAAI Conference on Artificial Intelligence*, volume 35, 3815–3822.
- Kawata, R.; and Fujita, K. 2020. Meta-strategy based on multi-armed bandit approach for multi-time negotiation. *IE-ICE TRANSACTIONS on Information and Systems*, 103(12): 2540–2548.
- Klein, M.; Faratin, P.; Sayama, H.; and Bar-Yam, Y. 2003. Negotiating complex contracts. *Group Decision and Negotiation*, 12: 111–125.
- Koeman, V. J.; Boon, K.; van den Oever, J. Z.; Dumitru-Guzu, M.; and Stanculescu, L. C. 2015. The fawkes agent—the ANAC 2013 negotiation contest winner. *Next Frontier in Agent-Based Complex Automated Negotiation*, 143–151.
- Li, K.; Niu, L.; Ren, F.; and Yu, X. 2024. An offer-generating strategy for multiple negotiations with mixed types of issues and issue interdependency. *Engineering Applications of Artificial Intelligence*, 136: 108891.
- Lopez-Carmona, M. A.; Marsa-Maestre, I.; De La Hoz, E.; and Velasco, J. R. 2011. A region-based multi-issue negotiation protocol for nonmonotonic utility spaces. *Computational Intelligence*, 27(2): 166–217.
- Mohammad, Y. 2023. Optimal time-based strategy for automated negotiation. *Applied Intelligence*, 53(6): 6710–6735.
- Osborne, M. J.; and Rubinstein, A. 1990. *Bargaining and markets*. Academic Press Limited.
- Rubinstein, A. 1982. Perfect equilibrium in a bargaining model. *Econometrica: Journal of the Econometric Society*, 97–109.
- Tunali, O.; Aydoğan, R.; and Sanchez-Anguix, V. 2017. Rethinking frequency opponent modeling in automated negotiation. In *PRIMA 2017: Principles and Practice of Multi-Agent Systems: 20th International Conference, Nice, France, October 30–November 3, 2017, Proceedings 20*, 263–279. Springer.
- Van Krimpen, T.; Looije, D.; and Hajizadeh, S. 2013. Hard-headed. In *Complex Automated Negotiations: Theories, Models, and Software Competitions*, 223–227. Springer.
- Zafari, F.; and Nassiri-Mofakham, F. 2016. Popponent: Highly accurate, individually and socially efficient opponent preference model in bilateral multi issue negotiations. *Artificial Intelligence*, 237: 59–91.
- Zhang, C.; and Li, T. 2024. Comparisons Are All You Need for Optimizing Smooth Functions. *arXiv preprint arXiv:2405.11454*.
- Zhang, J.; Ren, F.; and Zhang, M. 2015. Bayesian-based preference prediction in bilateral multi-issue negotiation between intelligent agents. *Knowledge-Based Systems*, 84: 108–120.
- Zheng, R.; Dai, T.; Sycara, K.; and Chakraborty, N. 2016. Automated multilateral negotiation on multiple issues with private information. *INFORMS Journal on Computing*, 28(4): 612–628.

## Appendix

In this document, we provide (i) the proof of Theorem 1, (ii) a detailed description of ST-CR in discrete scenarios, (iii) pseudocode for the baselines used in our numerical experiments, (iv) adjustments to ST-CR for numerical examples, (v) details on the reproducibility of numerical experiments, and (vi) details on the integration of ST-CR with language models.

### Proofs for Technical Results

In this section, we provide a proof of Theorem 1. Recall that  $\kappa \geq \sqrt{n-1}$  is a parameter satisfying

$$\sqrt{1 - \frac{1}{2n} \lfloor \frac{\kappa-n}{n-1} \rfloor} = 2n \sqrt{1 - \left( \frac{\kappa^2 - (n-1)}{\kappa^2 + (n-1)} \right)^2}. \quad (2)$$

*Proof of Theorem 1.* Throughout the proof we use  $\beta$ -smoothness of  $f^B$ : For a trade  $T$ , we have

$$|f^B(S_B - T) - f^B(S_B) - \langle \nabla f^B(S_B), -T \rangle| \leq \frac{\beta \|T\|^2}{2}.$$

Due to Cauchy-Schwartz inequality, we also have

$$f^B(S_B - T) - f^B(S_B) \leq \|\nabla f^B(S_B)\| \|T\| + \frac{\beta \|T\|^2}{2}. \quad (3)$$

If  $R_B(T) = \text{reject}$ , then  $f^B(S_B - T) - f^B(S_B) \leq 0$ , which implies that  $\langle \nabla f^B(S_B), -T \rangle \leq \frac{\beta \|T\|^2}{2}$ . For a trade  $T$  with  $\|T\| = d$ , we have  $\nabla_{-T} f^B(S_B) \leq \frac{\beta d}{2}$ .

We first analyze Procedure 2 between lines 15 and 25, and show that  $\nabla f^B(S_B) \in C = (Q, \pi/2)$  or  $\|\nabla f^B(S_B)\| \leq \frac{\kappa \sqrt{n} d \beta}{2}$ . Let  $T_1, \dots, T_n$  be the trades offered between lines 3 and 15. We note that  $Q = \sum_{i=1}^n T_i$ . We explore two cases:

**Case 1:**  $\forall i \in [n], \|\nabla_{-T_i} f^B(S_B)\| \leq \frac{(n-1)d\beta}{2}$

Since  $T_i$  are orthogonal and  $\kappa \geq n-1$ , we trivially have  $\|\nabla f^B(S_B)\| \leq \frac{\kappa \sqrt{n} d \beta}{2}$  which satisfies property 2 in Theorem 1 due to (3) and concludes case 1.

**Case 2:**  $\exists i \in [n], \|\nabla_{-T_i} f^B(S_B)\| > \frac{(n-1)d\beta}{2}$

Let  $W_{--}$  be the set of  $i$  such that  $\|\nabla_{-T_i} f^B(S_B)\| > \frac{(n-1)d\beta}{2}$ . Because  $\|\nabla_{-T_i} f^B(S_B)\| > \frac{d\beta}{2}$  for all  $i \in W_{--}$ , we must have  $\nabla_{-T_i} f^B(S_B) < \frac{-(n-1)d\beta}{2}$  for all  $i \in W_{--}$ .

Also let  $W_+$  be the set of  $i$  such that  $\nabla_{-T_i} f^B(S_B) \geq 0$ . Note that  $\nabla_{-T_i} f^B(S_B) \leq \frac{\beta d}{2}$  for all  $i \in W_+$  as  $T_i$  is rejected,  $W_{--} \cap W_+ = \emptyset$ , and  $\nabla_{-T_i} f^B(S_B) < 0$  for all  $i \in [n] \setminus (W_+ \cup W_{--})$ .

We note that if  $\nabla f^B(S_B) \notin C = (Q, \pi/2)$ , then we must have  $\langle \nabla f^B(S_B), Q \rangle < 0$ , i.e.,  $\sum_{i=1}^n \nabla_{-T_i} f^B(S_B) d > 0$ . We have

$$\begin{aligned} \sum_{i=1}^n \nabla_{-T_i} f^B(S_B) d &= \sum_{i \in W_+} \nabla_{-T_i} f^B(S_B) d + \sum_{i \in W_{--}} \nabla_{-T_i} f^B(S_B) d + \sum_{i \in [n] \setminus (W_+ \cup W_{--})} \nabla_{-T_i} f^B(S_B) d \\ &\leq \sum_{i \in W_+} \nabla_{-T_i} f^B(S_B) d + \sum_{i \in W_{--}} \nabla_{-T_i} f^B(S_B) d \end{aligned}$$

Note that  $|W_{--}| \geq 1$  and consequently  $|W_+| \leq n-1$ . Hence,

$$\begin{aligned} \sum_{i=1}^n \nabla_{-T_i} f^B(S_B) d &\leq \sum_{i \in W_+} \nabla_{-T_i} f^B(S_B) d + \sum_{i \in W_{--}} \nabla_{-T_i} f^B(S_B) d \\ &\leq (n-1) \frac{\beta d}{2} d - \frac{(n-1)d\beta}{2} d \\ &\leq 0 \end{aligned}$$

which implies that  $\nabla f^B(S_B) \in C = (Q, \pi/2)$ .

We now analyze between lines 28 and 34. We inductively show that  $\nabla f^B(S_B) \in C = (Q, \theta)$  holds or  $\|\nabla f^B(S_B)\| \leq \kappa \beta d \sqrt{n}$ .

Before we start the analysis, we note that after  $k$  unaccepted trades, the lowest value  $\theta$  takes is

$$\sin^{-1} \left( \left( \sqrt{1 - 1/2n} \right)^{\lfloor \frac{\kappa-n}{n-1} \rfloor} \right).$$

this is because the  $\theta$  is initialized to  $\pi/2$  after  $n$  unaccepted trades and gets scaled according to the rule  $\theta \leftarrow \sin^{-1}(\sqrt{1 - \frac{1}{2n}} \sin(\theta))$  after every  $n - 1$  unaccepted trades between lines 28 and 34.

Assume that  $\nabla f^B(S_B) \in C = (Q, \theta)$  which implies  $\nabla f_\tau^B(S_B) \geq 0$ . As the base case, we have  $\nabla f^B(S_B) \in C = (Q, \pi/2)$ . We note that the algorithm makes  $n - 1$  trade offers that are orthogonal to  $\tau$  and each other, i.e., the offers in  $V \setminus \{\tau\}$  to refine the cone.

**Case 2.1:**  $\|\nabla f_{-T}^B(S_B)\| < \kappa\beta d, \forall T \in V$

We first analyze the case where all directions in  $V$  have a small directional derivative for the responding agent's utility function.

Since the directions in  $V$  are orthogonal, we trivially have  $\|\nabla f^B(S_B)\| \leq \kappa\beta d\sqrt{n}$ , which satisfies property 2 in Theorem 1 due to (3) and concludes case 2.1.

**Case 2.2:**  $\exists T \in V$  such that  $\|\nabla_{-T} f^B(S_B)\| \geq \kappa\beta d$ .

We now analyze the case where at least one of the directions in  $V$  has a directional derivative. For simplicity, let  $V \setminus \{\tau\} = \{T_1, \dots, T_{n-1}\}$ .

In this case, we show that the direction with a large enough directional derivative is sufficient to ensure that the new cone encloses the responding agent's gradient despite there being directions that have misinferred signs for the directional derivatives.

We first note that  $\nabla f^B(S_B) \in C = (Q, \theta)$  implies  $\nabla_\tau f^B(S_B) \geq 0$ .

Without loss of generality let  $1, \dots, l$  be the directions such that  $\nabla_{-T_i} f^B(S_B) > 0$  for all  $i \in 1, \dots, l$  and  $\nabla_{T_i} f^B(S_B) \leq 0$  for all  $i \in l + 1, \dots, n - 1$ .  $T_1, \dots, T_l$  are the directions where the sign of the directional derivative is misinferred by the two-point comparison, and the cone is cut using the wrong side of the halfspace. Note that  $\nabla f_{-T_i}^B(S_B) \leq \frac{\beta d}{2}$  for all  $i \in 1, \dots, l$ .

The responding agent's gradient  $\nabla f^B(S_B)$  is equal to

$$\|\nabla_\tau f^B(S_B)\| \frac{\tau}{\|\tau\|} - \sum_{i=1}^l \|\nabla_{-T_i} f^B(S_B)\| \frac{T_i}{\|T_i\|} - \sum_{i=l+1}^{n-1} \|\nabla_{-T_i} f^B(S_B)\| \frac{T_i}{\|T_i\|}. \quad (4)$$

Consider a hypothetical gradient  $\nabla f_{\text{hyp}}^B(S_B)$  that is mirrored in the misinferred directions, i.e.,  $\nabla f_{\text{hyp}}^B(S_B)$  is equal to

$$\|\nabla_\tau f^B(S_B)\| \frac{\tau}{\|\tau\|} + \sum_{i=1}^l \|\nabla_{T_i} f^B(S_B)\| \frac{T_i}{\|T_i\|} - \sum_{i=l+1}^{n-1} \|\nabla_{T_i} f^B(S_B)\| \frac{T_i}{\|T_i\|}. \quad (5)$$

Lemma 2 of (Karabag, Neary, and Topcu 2021) shows that when updating the cone using the angle shrinkage rule

$$\frac{\sin(\theta')}{\sin(\theta)} = \sqrt{1 - \frac{1}{n}} \quad (6)$$

is sufficient to ensure  $\nabla f_{\text{hyp}}^B(S_B) \in C = (\theta', \tau')$  where  $\tau'$  is equal to the new cone direction as in the lines 29 and 30 of Procedure 2. We next show that the angle between  $\nabla f_{\text{hyp}}^B(S_B)$  and  $\nabla f^B(S_B)$  is bounded above and using the angle shrinkage rule

$$\frac{\sin(\theta'')}{\sin(\theta)} = \sqrt{1 - \frac{1}{2n}} \quad (7)$$

is sufficient to ensure  $\nabla f^B(S_B) \in C = (\theta'', \tau')$ .

The angle between  $\nabla f_{\text{hyp}}^B(S_B)$  and  $\nabla f^B(S_B)$  is

$$\angle(\nabla f_{\text{hyp}}^B(S_B), \nabla f^B(S_B)) = \cos^{-1} \left( \frac{\langle \nabla f_{\text{hyp}}^B(S_B), \nabla f^B(S_B) \rangle}{\|\nabla f_{\text{hyp}}^B(S_B)\| \|\nabla f^B(S_B)\|} \right). \quad (8)$$

We note that the angle increases, i.e., the ratio

$$\frac{\langle \nabla f_{\text{hyp}}^B(S_B), \nabla f^B(S_B) \rangle}{\|\nabla f_{\text{hyp}}^B(S_B)\| \|\nabla f^B(S_B)\|}$$

decreases when  $\|\nabla f_{-T_i}^B(S_B)\|$  for  $i = 1, \dots, l$  increases, and when  $\|\nabla f_{T_i}^B(S_B)\|$  for  $i = l + 1, \dots, n - 1$  and  $\|\nabla f_\tau^B(S_B)\|$  decreases. Consequently, the maximum angle is achieved only if  $\nabla f_{-T_i}^B(S_B) = \frac{\beta d}{2}$  for  $i = 1, \dots, l$ . To achieve maximum angle, the other directions in  $V$  must have small magnitudes for the directional derivatives. However,  $\exists T \in V$  such that  $\|\nabla f_{-T}^B(S_B)\| \geq \kappa\beta d$ . The directions  $T_1, \dots, T_l$  does not satisfy this condition as  $\|\nabla f_{-T_i}^B(S_B)\| \leq \frac{\beta d}{2} < \kappa\beta d$ . Consequently, among all directions in  $V \setminus \{T_1, \dots, T_l\}$ , we set the magnitude of all but one directional derivative to 0 and one to  $\kappa\beta d$ . Using this construction, we get

$$\angle(\nabla f_{\text{hyp}}^B(S_B), \nabla f^B(S_B)) \leq \cos^{-1} \left( \frac{d^2 \beta^2 (\kappa^2 - l)}{d^2 \beta^2 (\kappa^2 + l)} \right) = \cos^{-1} \left( \frac{\kappa^2 - l}{\kappa^2 + l} \right). \quad (9)$$

We note that the right-hand side is maximized when  $l$  is maximized. Since  $\exists T \in V$  such that  $\|\nabla f_{-T}^B(S_B)\| \geq \kappa\beta d$ , and the directions  $T_1, \dots, T_l$  does not satisfy this condition as  $\|\nabla f_{-T}^B(S_B)\| \leq \frac{d\beta}{2} < \kappa\beta d$ , we have  $l \leq n-1$ . Setting  $l = n-1$  gives

$$\angle(\nabla f_{\text{hyp}}^B(S_B), \nabla f^B(S_B)) \leq \cos^{-1} \left( \frac{\kappa^2 - (n-1)}{\kappa^2 + (n-1)} \right). \quad (10)$$

If

$$\theta'' - \theta' \geq \cos^{-1} \left( \frac{\kappa^2 - (n-1)}{\kappa^2 + (n-1)} \right),$$

then  $\nabla f^B(S_B) \in C = (\theta'', \tau')$ . This is because  $\nabla f_{\text{hyp}}^B(S_B) \in C = (\theta', \tau')$  and

$$\angle(\nabla f_{\text{hyp}}^B(S_B), \nabla f^B(S_B)) \leq \cos^{-1} \left( \frac{\kappa^2 - (n-1)}{\kappa^2 + (n-1)} \right).$$

Since  $\kappa$  satisfies

$$\sqrt{1 - \frac{1}{2n}}^{\lfloor \frac{k-n}{n-1} \rfloor} = 4n \sqrt{1 - \left( \frac{\kappa^2 - (n-1)}{\kappa^2 + (n-1)} \right)^2},$$

by Lemma 2, we have

$$\theta'' - \theta' \geq \cos^{-1} \left( \frac{\kappa^2 - (n-1)}{\kappa^2 + (n-1)} \right)$$

for all  $\theta \in \left[ \sin^{-1} \left( \left( \sqrt{1 - \frac{1}{2n}} \right)^{\lfloor \frac{k-n}{n-1} \rfloor} \right), \frac{\pi}{2} \right]$ . Since the lowest value  $\theta$  takes is

$$\sin^{-1} \left( \left( \sqrt{1 - \frac{1}{2n}} \right)^{\lfloor \frac{k-n}{n-1} \rfloor} \right),$$

we have

$$\theta'' - \theta' \geq \cos^{-1} \left( \frac{\kappa^2 - (n-1)}{\kappa^2 + (n-1)} \right)$$

after every cone refinement which implies that  $\nabla f^B(S_B) \in C = (\theta, \tau)$  after  $k$  unaccepted offers. In other words, the responding agent's gradient is contained within the cone maintained by the algorithm.

We note that after a rejected trade offer  $T$ , each cut made to the cone discards the halfspace that is the polar cone of  $-T$  and preserves the halfspace that is the dual cone of  $T$ . Since  $\langle \nabla f^A(S_A), T \rangle \geq 0$  for every made offer  $T$ , and the new cones always preserve the remaining directions of the cone after cuts, the offering agents gradient is also contained in  $\nabla f^A(S_A) \in C = (\theta, \tau)$  for every cone refinement.

Since both  $\nabla f^B(S_B) \in C = (\theta, \tau)$  and  $\nabla f^A(S_A) \in C = (\theta, \tau)$ , and the cone has angle  $\theta = \sin^{-1} \left( \left( \sqrt{1 - \frac{1}{2n}} \right)^{\lfloor \frac{k-n}{n-1} \rfloor} \right)$  after  $k$  unaccepted trades, we have

$$\angle(\nabla f^A(S_A - 2), \nabla f^B(S_B)) < 2 \sin^{-1} \left( \left( \sqrt{1 - \frac{1}{2n}} \right)^{\lfloor \frac{k-n}{n-1} \rfloor} \right).$$

which satisfies property 1 in Theorem 1 and concludes case 2.2. □

**Lemma 2.** Let  $n \geq 2$ ,  $\gamma \leq 1$ ,  $\theta \in (0, \pi/2]$ ,  $\sin(\theta') = \sqrt{1 - \frac{1}{n}} \sin(\theta)$ , and  $\sin(\theta'') = \sqrt{1 - \frac{1}{2n}} \sin(\theta)$ . If

$$\sin(\theta) \sqrt{1 - \frac{1}{2n}} \geq 4n \sqrt{1 - \gamma^2}, \quad (11)$$

then

$$\theta'' - \theta' \geq \cos^{-1}(\gamma). \quad (12)$$

*Proof of Lemma 2.* We have

$$\begin{aligned}\frac{\sin(\theta' + \cos^{-1}(\gamma))}{\sin(\theta)} &= \frac{\gamma \sin(\theta')}{\sin(\theta)} + \frac{\cos(\theta')\sqrt{1-\gamma^2}}{\sin(\theta)} \\ &= \gamma\sqrt{1-\frac{1}{n}} + \frac{\cos(\theta')\sqrt{1-\gamma^2}}{\sin(\theta)}.\end{aligned}$$

Using  $\gamma \leq 1$  and  $\cos(\theta') \leq 1$ , we get

$$\sin(\theta' + \cos^{-1} \gamma) \leq \sin(\theta)\sqrt{1-\frac{1}{n}} + \sqrt{1-\gamma^2}. \quad (13)$$

Using

$$\sin(\theta)\sqrt{1-\frac{1}{2n}} \geq 4n\sqrt{1-\gamma^2}$$

we get

$$\begin{aligned}\sin(\theta' + \cos^{-1} \gamma) &\leq \sin(\theta'')\sqrt{1-\frac{1}{n}}\sqrt{\left(1-\frac{1}{2n}\right)^{-1}} + \sin(\theta'')\sqrt{1-\frac{1}{2n}}\frac{1}{4n} \\ &\leq \sin(\theta'')\sqrt{1-\frac{1}{n}}\sqrt{\left(1-\frac{1}{2n}\right)^{-1}} + \sin(\theta'')\frac{1}{4n} \\ &= \left(\sqrt{\frac{2n^2-2n}{2n^2-n}} + \frac{1}{4n}\right)\sin(\theta'').\end{aligned}$$

Since  $n \geq 2$ , we have  $\sqrt{\frac{2n^2-2n}{2n^2-n}} + \frac{1}{4n} < 1$ . Therefore, we obtain

$$\sin(\theta' + \cos^{-1} \gamma) \leq \left(\sqrt{\frac{2n^2-2n}{2n^2-n}} + \frac{1}{4n}\right)\sin(\theta'') \leq \sin(\theta'') \quad (14)$$

which implies

$$\theta'' \geq \theta' + \cos^{-1}(\gamma). \quad (15)$$

□



## Cone Update in Discrete Settings

---

### Algorithm 3: Cone Refinement with Integer Constraints

---

**Input:**  $S_A, f_A, R_B, d, \Theta^*$   
**Output:**  $T, \tau, \theta, n$

```

1 // Initialize quadrant using the same approach as non-integer constrained
  algorithm
2  $\tau \leftarrow Q$ ;
3  $\theta \leftarrow \cos^{-1} \frac{\pi}{2}$ ;
4  $V \leftarrow \{\tau\}$ ;
5 // Initialize basis vectors for hyperplane with normal  $\tau$ . We use QR
  decomposition to obtain the set of basis vectors.
6  $V_b \leftarrow \{v_1, \dots, v_{n-1}\}, M = [v_1, \dots, v_{n-1}]$ ;
7 do
8    $V \leftarrow V \cup \{\frac{T}{\|T\|}\}$ ;
9   // Calculate New Cone
10  if  $|V| \geq n$  then
11    // Calculate New Cone
12    Set  $e_1^\top = [1, 0, \dots, 0], e_2^\top = [0, 1, \dots, 0], \dots, e_{n-1}^\top = [0, 0, \dots, 1]$ ;
13     $H_{\text{cone}} \leftarrow \{x \in \mathbb{R}^{n-1} : \pm e_i^\top x \geq -|\tan \theta| \text{ for } i \leftarrow 1, 2, \dots, n-1\}$ ;
14    For each trade  $T \in V \setminus \tau$ , set  $g_i = \frac{\langle T, v_i \rangle}{\|v_i\|^2}, \forall v_i \in V_b$ ;
15     $H_{\text{offers}} \leftarrow \{x \in \mathbb{R}^{n-1} : g^\top x \geq \cos^{-1}(\angle(T, \tau)), \text{ for all } T \in V \setminus \tau\}$ ;
16     $x_1, x_2 \leftarrow \arg \max_{(x'_1, x'_2) \in H_{\text{cone}} \cap H_{\text{offers}}} \|x'_1 - x'_2\|$ ;
17     $c \leftarrow \frac{x_1 + x_2}{2}$ ;
18     $r \leftarrow \frac{\sqrt{3}}{2} \|x_1 - x_2\|$ ;
19     $\tau' \leftarrow \tau \cos(\tan^{-1}(\|c\|)) + Mc \sin(\tan^{-1}(\|c\|))$ ;
20     $c_{\text{close}} \leftarrow c - c \frac{c}{\|c\|}$ ;
21     $c_{\text{far}} \leftarrow c + r \frac{c}{\|c\|}$ ;
22     $\theta' \leftarrow \frac{1}{2} \cos^{-1} \left( \frac{4r^2 - (1 + \|c_{\text{close}}\|^2) - (1 + \|c_{\text{far}}\|^2)}{-2\sqrt{(1 + \|c_{\text{close}}\|^2)}\sqrt{(1 + \|c_{\text{far}}\|^2)}} \right)$ ;
23    // If the semi-vertical angle is smaller, update the cone
24    if  $\theta' \leq \theta$  then
25       $\tau \leftarrow \tau'$ ;
26       $\theta \leftarrow \theta'$ ;
27       $V \leftarrow \{\tau\}$ ;
28    else
29      // If not, generate a new offer that bisects the farthest corner points
30       $a \leftarrow \frac{x_1 - x_2}{\|x_1 - x_2\|}$ ;
31       $b \leftarrow \frac{\|x_1\|^2 - \|x_2\|^2}{2\|x_1 - x_2\|}$ ;
32       $T \leftarrow Ma \cos(\tan^{-1}(\frac{\|b\|}{\|a\|})) + \tau \sin(\tan^{-1}(\frac{\|b\|}{\|a\|}))$ ;
33       $T \leftarrow T_{\text{int}}$  such that  $T_{\text{int}} \in \mathbb{Z}^n$  and  $T_{\text{int}} \leftarrow \arg \min_{T_{\text{int}}} \angle(T_{\text{int}}, T), \|T_{\text{int}}\| \leq d$ ;
34    else
35      // The first n-1 trades follow the pattern established in the non-integer
        constrained algorithm
36       $T \leftarrow T_i$  such that  $T_i \perp T_j$  for all  $T_j \in V, \|T\| \leq d$  and  $\langle \nabla f^A(S_A), T \rangle \geq 0$ ;
37       $T \leftarrow T_{\text{int}}$  such that  $T_{\text{int}} \in \mathbb{Z}^n$  and  $T_{\text{int}} \leftarrow \arg \min_{T_{\text{int}}} \angle(T_{\text{int}}, T), \|T_{\text{int}}\| \leq d$ ;
38  while  $R_B(T) \neq \text{accept}$  or  $\theta \geq \Theta^*$ ;
39  if  $R_B(T) \neq \text{accept}$  then
40    return  $-1, \tau, \theta$ ;

```

---

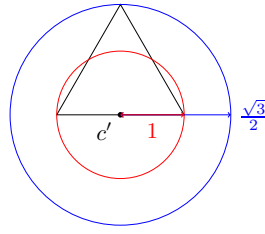


Figure 6: Using the half-distance between the two farthest points on a polytope as the radius  $r$  of the hypersphere can fail to include all possible gradient directions when the center is chosen as the midpoint between the two farthest points. Instead, by scaling the radius  $r$  by a factor of  $\sqrt{3}$ , we can ensure that all possible gradients are included. Note that a point that is more than  $\sqrt{3}r$  from the center would be one of the two farthest points by the law of cosines.

As we discussed in previous sections, making discrete offers can lead to off-center or non-orthogonal halfspace cuts when refining the cone of potential gradients. We consider scenarios where offers are limited to integer values. In these scenarios, the space of potential gradients cannot be readily enclosed using ST-CR's cone update rules. Instead, we explicitly model the space of potential gradients after the rejected offers as a polytope and calculate the cone that encloses the space.

When modeling the space of potential gradients, we consider the  $n-1$  dimensional hyperplane with the normal vector  $\tau$  and orthogonal basis vectors  $V_b = \{v_1, v_2, \dots, v_{n-1}\}$  a unit distance from the cone's vertex. We represent the current cone  $C(\tau, \theta)$  of potential gradients as a hypercube defined by  $2(n-1)$  halfspace constraints:

$$H_{\text{cone}} = \{x \in \mathbb{R}^{n-1} : \pm e_i^\top x \geq -\tan \theta \quad \text{for } i = 1, 2, \dots, n-1\},$$

where  $e_1^\top = [1, 0, \dots, 0]$ ,  $e_2^\top = [0, 1, \dots, 0]$ ,  $\dots$ ,  $e_{n-1}^\top = [0, 0, \dots, 1]$  (Algorithm 3, Line 13). We chose a hypercube representation because it allows us to easily calculate the corner points of the space of potential gradients after the halfspace cuts. Given a set of  $k$  rejected offers  $V_{\text{rejected}}$ , the halfspaces corresponding to the rejected offers are (Algorithm 3 Line 15)

$$H_{\text{offers}} = \{x \in \mathbb{R}^{n-1} : g^\top x \geq -\|T\| \cos(\angle(T, \tau)), T \in V_{\text{rejected}}\}$$

where

$$g_i = \frac{\langle T, v_i \rangle}{\|v_i\|^2}, \forall v_i \in V_b.$$

We can define the space of potential gradients as a polytope  $P = \{x \in \mathbb{R}^{n-1} : x \in H_{\text{cone}} \cap H_{\text{offer}}\}$  defined by the intersection of the rejected offer halfspaces and the hypercube corresponding to the current cone. We use the farthest corner points of  $P$  to enclose the space of potential gradients in a new hypersphere and corresponding cone.

We now determine if the polytope  $P$  can be enclosed by a smaller cone. We first calculate the two farthest corner points  $(x_1, x_2)$  of  $P$  (Algorithm 3 Line 16). We then enclose  $P$  with the hypersphere  $\mathbb{B}(c, r)$  with center  $c = \frac{x_1 + x_2}{2}$  and radius  $r = \frac{\sqrt{3}}{2} \|x_1 - x_2\|$ . (Algorithm 3, Lines 17 - 18). In Fig. 6, we observe that the diameter being the distance between the two farthest points excludes possible gradient directions. We address this issue by scaling the radius by a factor of  $\sqrt{3}$ . Next, we determine the cone  $C(\tau', \theta')$  that encloses the hypersphere  $\mathbb{B}(c, r)$ . We begin by finding the  $n$ -dimensional vector corresponding to the hypersphere center  $v_{\text{center}} = Mc$  where  $M \in \mathbb{R}^{n \times n-1}$  is a matrix such that  $M = [v_1, \dots, v_{n-1}]$ . We then obtain  $\tau'$  by rotating  $\tau$  in the direction of  $v_{\text{center}}$  by  $\tan^{-1}(\|c\|)$  (Algorithm 3, Lines 19 - 22)

$$\tau' = \tau \cos(\tan^{-1}(\|c\|)) + Mc \sin(\tan^{-1}(\|c\|)).$$

To find the semi-vertical angle  $\theta$ , we calculate the angle between closest  $c_{\text{close}} = c - rc'/\|c\|$  and farthest  $c_{\text{far}} = c + rc/\|c\|$  points on the hypersphere from the origin. Since we know the distance between  $c_{\text{close}}$  and  $c_{\text{far}}$  and the distance between these points and the cone vertex, we can determine  $\theta'$

$$\theta' = \frac{1}{2} \cos^{-1} \left( \frac{(1 + \|c_{\text{close}}\|^2) + (1 + \|c_{\text{far}}\|^2) - 4r'^2}{2\sqrt{(1 + \|c_{\text{close}}\|^2)}\sqrt{(1 + \|c_{\text{far}}\|^2)}} \right).$$

If the current angle  $\theta$  is smaller than the new angle  $\theta'$  after  $n-1$  offers, we continue refining the cone. We use the hyperplane  $a^\top x = b$  that bisects the two farthest corner points of the polytope as a basis for the next offer, ensuring the farthest corner points of the new polytope are closer together than those in the previous one (Algorithm 3, Lines 30-31). We then obtain the offer  $T$  in  $n$  dimensions  $Ma$  and rotate the offer in the direction of  $\tau$  by an angle  $\tan^{-1}(|b|/\|a\|)$  (Algorithm 3, Lines 32-33)

$$T = Ma \cos \left( \tan^{-1} \left( \frac{|b|}{\|a\|} \right) \right) + \tau \sin \left( \tan^{-1} \left( \frac{|b|}{\|a\|} \right) \right).$$

Repeating this process shrinks the size of the polyhedron. Once  $\theta' < \theta$ , ST-CR updates the cone and repeats the refinement process (Algorithm 3, Lines 25-27).

## Numerical Experiment Baseline Psudocode

---

### Algorithm 4: Obtain a Uniform Random Trade (URT)

---

**Input:**  $S_A, S_B, f^A, d, n$   
**Output:**  $T$

```

1 // Sample a random trade direction
2 for  $i \leftarrow 1$  to  $n$  do
3    $v_i \leftarrow \mathcal{N}(0, 1)$ ;
4   // Sample each component from a
   standard normal distribution
5  $\mathbf{v} \leftarrow \frac{\mathbf{v}}{\|\mathbf{v}\|}$ ;
6 // Normalize to get a unit vector
7  $T \leftarrow T$  such that  $\frac{T}{\|T\|} = \mathbf{v}, S_B - T > 0, S_A + T >$ 
   0, and  $\|T\| \leq d$ ;
8 if  $f^A(S_A + T) \leq 0$  then
9    $T \leftarrow -1 * T$ ;
10 return  $T$ ;

```

---

### Algorithm 5: Random Trading Baseline Progression

---

**Input:**  $S_A, f_A, R_B, \Theta^*, d, m, n$

```

1  $q \leftarrow 0$ ;
2 while  $q \leq m$  do
3   // Offer previous trade
4   if  $R_B(T_{\text{prev}}) = \text{accept}$  then
5      $S_A \leftarrow S_A + T_{\text{prev}}$ ;
6      $S_B \leftarrow S_B - T_{\text{prev}}$ ;
7     continue;
8   // Find trade Random Trading
9    $T, q_T \leftarrow \text{RT}(S_A, S_B, f_A, R_B, d, m, n)$ ;
10   $q \leftarrow q + q_T$ ;
11  if  $T \neq -1$  then
12     $S_A \leftarrow S_A + T$ ;
13     $S_B \leftarrow S_B - T$ ;
14    continue;
15  else
16    break;
17  // End loop if no valid trade
   found

```

---

### Algorithm 6: Random Trading Baseline (RT)

---

**Input:**  $S_A, S_B, f^A, R_B, d, m, n$   
**Output:**  $T, q_T$

```

1  $T \leftarrow \text{URT}(S_A, S_B, f^A, d, n)$ ;
2 // Continue sampling until the offer
   is accepted or query limit is
   reached
3  $q_T \leftarrow 0$ ;
4 do
5    $T \leftarrow \text{URT}(S_A, f^A)$ ;
6   Offer  $T, q_T \leftarrow q_T + 1$ ;
7 while  $R_B(T) \neq \text{accept}$  and  $q < m$ ;
8 if  $R_B(T) \neq \text{accept}$  then
9   return  $-1, q_T$ ;
10 else
11   return  $T, q_T$ ;

```

---



---

### Algorithm 7: Random Trading With Momentum Progression

---

**Input:**  $S_A, S_B, f_A, R_B, \Theta^*, d, d_{\text{interval}}, d_{\text{max}}, m, n$

```

1  $q \leftarrow 0$ ;
2 while  $q \leq m$  do
3   // Offer previous trade
4   if  $q = 0$  then
5     // Find initial trade using
       Random Trading
6      $T, q_T \leftarrow \text{RT}(S_A, S_B, f^A, R_B, m, d)$ ;
7   else
8     // Find subsequent trades using
       Random Trading with Momentum
9      $T, q_T \leftarrow$ 
        $\text{RTM}(S_A, S_B, f_A, R_B, d, d_{\text{interval}}, d_{\text{max}}, m -$ 
        $q, T_{\text{prev}}, n)$ ;
10   $q \leftarrow q + q_T$ ;
11  if  $T \neq -1$  then
12     $S_A \leftarrow S_A + T$ ;
13     $S_B \leftarrow S_B - T$ ;
14     $T_{\text{prev}} \leftarrow T$ ;
15  else
16    break;

```

---



---

### Algorithm 8: Random Trading With Momentum (RTM)

---

**Input:**  $S_A, S_B, f^A, R_B, d, d_{\text{interval}}, n, d_{\text{max}}, m, T_{\text{prev}}, n$   
**Output:**  $T, q_T$

```

1 // Deviation scaling factor
2  $d_{\text{dev}} \leftarrow 0, q_T \leftarrow 0, T \leftarrow T_{\text{prev}}$ ;
3 Offer  $T, q_T \leftarrow q_T + 1$ ;
4 while  $R_B(T) \neq \text{accept}$  and  $q_T < m$  do
5   // Increase deviation scaling
       factor by some constant.
6    $d_{\text{dev}} \leftarrow \min(d_{\text{dev}} + d_{\text{interval}}, d_{\text{max}})$ ;
7   // Uniformly Sample Adjustments
8   for  $i \leftarrow 1$  to  $n$  do
9      $v_i \leftarrow \mathcal{N}(0, 1)$ 
10   $\mathbf{v} \leftarrow \frac{\mathbf{v}}{\|\mathbf{v}\|}$ ;
11   $\mathbf{v} \leftarrow d_{\text{dev}} * \mathbf{v}$ ;
12   $T_{\text{dev}} \leftarrow T_{\text{prev}} / \|T_{\text{prev}}\| + \mathbf{v}$ ;
13   $T \leftarrow T$  such that  $T / \|T\| = T_{\text{dev}} / \|T_{\text{dev}}\|, S_B - T >$ 
   0,  $S_A + T > 0$ , and  $\|T\| \leq d$ ;
14  Offer  $T, q_T \leftarrow q_T + 1$ 
15 if  $R_B(T) \neq \text{accept}$  then
16   return  $-1, q_T$ ;
17 else
18   return  $T, q_T$ ;

```

---

## Greedy Concession Algorithm Baseline Psudocode

---

### Algorithm 9: Greedy Concession Algorithm Trade Progression

---

**Input:**  $S_A, S_B, f_A, R_B, d, m, n_{\text{weights}}, \lambda, q_{\text{int}}, n$

```

1 // GCA Arguments: The scaling factor
  ( $\lambda$ ), Number of sampled weights
  ( $n_{\text{weights}}$ ), belief update interval
  ( $q_{\text{int}}$ )
2  $q \leftarrow 0$ ;
3 // Initialize Weights and Belief
  Probabilities
4  $W = \{w_i = \frac{\mathcal{N}(0,1)^n}{\|\mathcal{N}(0,1)^n\|} \mid i = 1, \dots, n_{\text{weights}}\}$ ;
5  $P(w_i) = \frac{1}{n_{\text{weights}}}$ ;
6 while  $q \leq m$  do
7   // Find trade GCA
8    $T, q_T, P \leftarrow$ 
     GCA( $S_A, S_B, f_A, R_B, d, m, q_{\text{int}}, \lambda, W, P, n$ );
9    $q \leftarrow q + q_T$ ;
10  if  $T \neq -1$  then
11     $S_A \leftarrow S_A + T$ ;
12     $S_B \leftarrow S_B - T$ ;
13     $P \leftarrow \text{Softmax}(P)$ ;
14  else
15    break;
16  // End loop if no valid trade
    found

```

---

### Algorithm 10: Greedy Concession Algorithm (GCA)

---

**Input:**  $S_A, S_B, f_A, R_B, d, m, q_{\text{int}}, \lambda, W, P, n$

```

1 // Arguments: The set of possible
  weights  $W$ , the belief
  distribution over the weights  $P$ ,
  the set of feasible offers  $T_{\text{total}}$ ,
  scaling factor ( $\lambda$ ), number of
  sampled weights ( $n_{\text{weights}}$ )
Output:  $T, q_T, P$ 
2  $q_T \leftarrow 0$ ;
3  $T_{\text{total}} \leftarrow \{T \in \mathbb{Z}^n \mid S_A + T > 0, S_B - T > 0, \|T\| \leq d\}$ ;
4  $T_{\text{sorted}} \leftarrow \text{GCA\_Sort}(S_A, W, P, T_{\text{total}})$ ;
5  $T_{\text{rej}} \leftarrow \{\}$ ;
6 while  $q_T \leq m$  do
7    $T \leftarrow T_{\text{sorted}}[0]$ ;
8    $T_{\text{sorted}} \leftarrow T_{\text{sorted}} \setminus \{T\}$ ;
9   if  $f_A(S_A + T) - f_A(S_A) > 0$  then
10     $q_T \leftarrow q_T + 1$ ;
11    if  $R_B(T) \neq \text{accept}$  then
12       $T_{\text{rej}} \leftarrow T_{\text{rej}} \cup \{T\}$ ;
13      // Update belief weights
        every  $q_{\text{int}}$  offers
14      ;
15      if  $q_T \bmod q_{\text{int}} = 0$  then
16         $P \leftarrow \text{BU}(S_B, W, P, T_{\text{rej}})$ ;
17         $T_{\text{sorted}} \leftarrow$ 
          GCA_Sort( $S_A, W, P, T_{\text{sorted}}$ );
18      else
19        return  $T, q_T, P$ 
20    else
21      return  $-1, q_T, P$ 
22 return  $-1, q_T, P$ ;

```

---



---

### Algorithm 11: Greedy Concession Algorithm Sorting (GCA\_Sort)

---

**Input:**  $S_A, W, P, T_{\text{total}}, f_A, n$

```

1 // Arguments: The set of possible
  weights  $W$ , the belief
  distribution over the weights  $P$ ,
  and the set of feasible offers
   $T_{\text{total}}$ 
2 for  $T \in T_{\text{total}}$  do
3    $p_{\text{accept}} = 0$ ;
4   for  $w_i \in W$  do
5     if  $\langle S_B - T, w_i \rangle - \langle S_B, w_i \rangle > 0$  then
6        $p_{\text{accept}} \leftarrow p_{\text{accept}} + P(w_i)$ 
7      $E(f(S_A + T) - f(S_A)) =$ 
        $p_{\text{accept}} \cdot (f(S_A + T) - f(S_A))$ 
8 // Sort offers in descending order
  of expected utility
9  $T_{\text{sorted}} = \text{Sort}(T_{\text{total}}, \text{by } E(f(S_A + T) -$ 
   $f(S_A)) \text{ in descending order})$ ;
10 return  $T_{\text{sorted}}$ ;

```

---



---

### Algorithm 12: Greedy Concession Algorithm Belief Update (BU)

---

**Input:**  $S_B, W, P, T_{\text{rej}}$

```

1 // Arguments: The set of possible
  weights  $W$ , the belief
  distribution over the weights  $P$ ,
  the set of feasible offers  $T_{\text{total}}$ ,
  and the scaling factor ( $\lambda$ )
2 for  $T \in T_{\text{rej}}$  do
3   for  $w_i \in W$  do
4     if  $\langle S_B - T, w_i \rangle - \langle S_B, w_i \rangle > 0$  then
5        $P(w_i) \leftarrow \lambda P(w_i)$ ;
6       // Reduce the probability of
        weights that do not match
        rejected offers.
7  $P \leftarrow \frac{P}{\sum_{i=1}^{|W|} P(w_i)}$ ;
8 return  $P$ ;

```

---

## ST-CR Adjustments for Numerical Experiments

We make several adjustments when implementing ST-CR in continuous and discrete scenarios. We detail the modifications we made to ST-CR for our numerical experiments.

**Cone Initialization in Sequential Trading** When making sequential trades, ST-CR can bypass stage 2.1 by using the previous cone to initialize the cone for the next trade. Since we assume that the responding agent’s utility function is smooth and the offers have a bounded magnitude, the change in the responding agent’s gradient direction is bounded. Given a cone  $C(\tau, \theta)$  from the previously accepted trade  $T$ , we initialize a new cone  $C(\tau', \theta')$  where

$$\tau' = \tau, \theta' = \theta + b\|T\|$$

where  $b$  is a constant corresponding to the increase in the cone’s angle. Note that, as the smoothness constant  $\beta$ , decreases  $b$  can be set lower. For example, in scenarios with linear utility functions,  $b = 0$  is sufficient to enclose all possible gradient directions after a trade. We scale the increment by  $\|T\|$  since larger trades can lead to a larger change in the gradient direction. If  $\theta' > \pi/2$ , the cone has exceeded the size of the initial cone from stage 2.1. In such cases, we repeat stage 2.1 to narrow the cone to a single quadrant.

**Ensuring Beneficial Trades** As we discussed in prior sections, ST-CR selects offer directions that align with the offering agent’s gradient direction ensuring that  $\langle T, \nabla f^A(S_A) \rangle \geq 0$ . For non-linear utility functions, this method can lead to non-beneficial trades for the offering agent if  $\|\nabla f_T^A(S_A)\|$  is small, overshooting the optimal trade in the direction of  $T$ . In our implementation, we resolve this issue by reducing the offer magnitude to prevent overshooting. In discrete cases, offers are constrained to integer values of resources, and reducing the offer magnitude may not prevent overshooting. In these cases, the ST-CR reduces the offer magnitude as much as possible and accepts a bounded loss of benefit.

**Improving Self-Interested Behavior** ST-CR uses  $n - 1$  rejected orthogonal offers to refine the gradient cone. If an offer is accepted, the agents transition to a new state. When making the  $n - 1$  offers, the offering agent prioritizes offers that are most beneficial to itself, ensuring that accepted offers will have a larger benefit for the offering agent.

**Cone Update in Discrete Trading** As we have established, a risk of two-point comparisons is potentially making incorrect halfspace cuts. This is also a risk in discrete trading scenarios, where offers are constrained to integer values. In the worst case, incorrect cuts can lead to an empty polyhedron of potential gradients, where the halfspace constraints of the current cone and the rejected offers do not have any overlapping region. In such cases, we increase the current cone’s angle until the polyhedron becomes non-empty. By increasing the cone’s angle of opening, we enclose the full space of potential gradients.

**Generating new Trades in Discrete Trading** As we stated in the discrete trading section, the non-orthogonal or off-center halfspace cuts caused by discrete offers can result in ST-CR needing more than  $n - 1$  offers to update the gradient cone. In such cases, we use the halfspace that bisects the farthest corner points of the polyhedron of potential gradients as a basis for the next offer. However, these offers must also abide by the integer constraints and may change direction when rounding occurs. In the worst case, the rounded offer will no longer bisect the farthest corner points, and will not result in a reduction of the space of potential gradients. If the rounded offer will not reduce the gradient space, ST-CR increases the offer’s magnitude  $d$  before rounding. By increasing  $d$ , the difference between the original offer and the rounded offer becomes smaller. This can conflict with the feasibility of the offers if the offering or responding agents do not have the resources to meet the scaled-up offers. If ST-CR cannot find feasible integer trades that can refine the cone, it stops trading.

## Reproducibility of Numerical Experiments

All of the code for our numerical experiments is provided in the attached folder. Our numerical experiments were conducted on Python version 3.9.7. We provide Python package requirements in the *requirements.txt* file. The repository contains the file *run\_algo\_tests.py*, which will run all of the tests we discussed in the numerical experiments section. The results presented in the paper were obtained on a Dell XPS 13 laptop with an 11th Gen Intel(R) Core(TM) i7-1185G7 @ 3.00GHz processor and 16.0 GB of RAM. To ensure reproducibility, we used a random seed of 10 when generating our results. Our numerical experiments also limited the offers to trade at most 5 resources from each category (`max_trade_value = 5`) and set ST-CR’s angle threshold  $\theta^*$  to 0.00001 (`theta_closeness = 0.00001`). For the random trading with momentum baseline, we set the interval of deviation increase to  $d_{\text{interval}} = 0.05$  (`deviation_interval = 0.05`) and the maximum deviation magnitude to  $d_{\text{max}} = 5$  (`max_deviation_magnitude = 5`). For the GCA baseline, we set the belief shrinking factor as `shrinking_factor = 0.1`, the number of sampled weights as `num_sampled_weights = 100`, and the Softmax temperature as `softmax_temperature = 0.02`. Using this random seed and these hyperparameters will reproduce the presented results. We provide Python and package versions in the repository’s requirements.txt file.

We also provide the file *gpt\_integration\_test.py* for running trading scenarios with humans using GPT. We provide full transcripts of our GPT examples in `chat_folders/paper`. We note that, since the output of GPT models changes with each run, we can not exactly reproduce our examples. Finally, we note that, when running the GPT tests, users will need to provide their own OpenAI API keys.

## Integrating ST-CR and Language Models

We consider discrete trading scenarios between ST-CR and a human trader where offers are limited to integer values. In these example scenarios, ST-CR and the human trade apples, bananas, and oranges. ST-CR acts as the offering agent  $A$  and the human is the responding agent  $B$ . The state of each agent is  $[x_1, x_2, x_3]$  where  $x_1$  is the number of apples,  $x_2$  is the number of bananas, and  $x_3$  is the number of oranges. Instead of having an explicit utility function, the human negotiator begins each scenario by inputting a target state  $u_B$  it would like to reach through trading. To show the non-trivial sections of ST-CR, we use the target state to initialize the responding agent's gradient quadrant. Therefore, we assume that stage 2.1 of ST-CR has already been performed and begin offering from stage 2.2. ST-CR is also given a target state  $u_A$  that is generated by sampling integers uniformly between 1 and 100. Using these two states, the utility functions for both agents are  $f^A(S_A) = -S_A^\top I S_A + 2S_A^\top u_A$  and  $f^B(S_B) = -S_B^\top I S_B + 2S_B^\top u_B$  where  $I$  is the  $n \times n$  identity matrix. The human negotiator is not required to follow this utility function. However, approximating it enables the testing program to estimate the human's benefit following a trade. When making offers ST-CR uses the format

### **ST-CR's Trade Offer:**

*ST-CR Receives: 3 apples*

*User Receives: 2 oranges, 4 bananas.*

Using a standardized offer format allows the language model to easily interpret the human's response.

We utilize language models to perform sentiment analysis on human responses to determine if a human is accepting or rejecting an offer. To do this, we first replace the identifiers in the previous offer with two named individuals to allow the language model to easily interpret who is receiving what resources. In our code, we replace "User" with "Alice" and "ST-CR" agent with "Bob". We then provide the language model with the previous offer and the human's response, then give it the prompt

*Given the following conversation history, is Alice accepting or rejecting Bob's trade offer? Please answer with 1 for accept, otherwise answer with 0. If the text doesn't provide information on whether Alice accepted or rejected Bob's trade offer, respond with 0.*

Using the language model's response to this prompt, we determine if the human is accepting or rejecting the offer.

Beyond acceptance or rejection, humans can provide additional information to ST-CR through counteroffers, adjustments to prior offers, or general preferences. If sentiment analysis determines that the human user is not accepting the trade offer, we prompt the language model to determine if the user is providing any additional information

*Given the following conversation history, is Alice providing an explicit counteroffer, a general preference, or neither? Please respond 1 for a counteroffer, 2 for a preference, 0 for neither. (only answer with 0, 1, and 2). If you are unsure, respond with 0.*

Adjustments to prior offers are readily represented as counteroffers, so we use the same logic to handle both cases. If the language model believes that the human user is providing a counteroffer, we give GPT the following prompt

*Given the following conversation history that includes Bob's initial offer and Alice's response (from her perspective), please return Alice's counteroffer offer in the same format as the original offer (ex. Bob Receives: ..., Alice Receives: ...). Make sure to include Bob as the first entry. Use the following items when writing a counteroffer: [apples, bananas, oranges]*

Using this approach, we obtain a counteroffer in a standardized form, which is readily integrated into ST-CR.

If the language model believes that the human is providing a general preference, we utilize the GPT-4.0 function calling feature to get a linear relationship of the form  $\langle w_1, v \rangle \geq \langle w_2, v \rangle$  where  $w_1$  and  $w_2$  represent states and  $v$  is the vector of values for each category. For example, "I prefer 2 apples over 3 oranges and a banana" can be represented as  $\langle [2, 0, 0], [3, 1, 1] \rangle \geq \langle [0, 1, 3], [3, 1, 1] \rangle$ . "I prefer apples over oranges" can be represented as  $\langle [1, 0, 0], [2, 1, 0] \rangle \geq \langle [0, 1, 0], [2, 1, 0] \rangle$ . "I don't want oranges" can be represented as  $\langle [0, -1, 0], [1, -1, 1] \rangle \geq \langle [0, 0, 0], [1, -1, 1] \rangle$ . We use  $w_1$  and  $w_2$  as comparison states in ST-CR and do not use the values  $v$  generated by GPT. This linear relationship is represented as a counteroffer that increases the resources in  $w_1$  and decreases the resources in  $w_2$ . For example,  $\langle [0, -1, 0], [1, -1, 1] \rangle \geq \langle [0, 0, 0], [1, -1, 1] \rangle$  can be represented as:

### **ST-CR's Trade Offer:**

*ST-CR Receives: 1 orange.*

*User Receives: Nothing.*

One challenge when working with language models is ensuring accuracy in their responses. As we will later show, without an underlying algorithm, language models can make mistakes when interpreting human feedback. A simple way to resolve this issue is by having the language model verify its responses. After the language model parses the human's response, we feed the human's response and the generated counteroffer back into the language model using the following prompt

*Given the following conversation history, is the following counteroffer a correct interpretation of Alice's response? Please respond 1 for yes, 0 for no. (only answer with 0 and 1)*



If the language model claims that the counteroffer is inaccurate, the language model generates a new one, repeating this process until the counteroffer is deemed accurate. Once verified, ST-CR assesses the counteroffer’s benefit to the offering agent and presents it to the human as a new offer. Allowing the human to reject the parsed counteroffer adds an extra layer of verification.

### Example ST-CR Transcript

In Fig. 7, we present an example transcript of ST-CR with the previous trade heuristic trading with a human negotiator. Lines 6-13, show an interaction where ST-CR makes an offer, and the human negotiator responds with an adjustment to the offer. The language model successfully interprets the adjustment as a counteroffer, but it is not beneficial for ST-CR. Therefore, ST-CR integrates the counteroffer into the gradient cone but does not present it to the user. Lines 14-25 show an example where the counteroffer is beneficial to ST-CR. The counteroffer is presented to the user, who then accepts the offer. In Lines 22 - 39, the previous trade heuristic causes ST-CR to repeat the accepted offer until it is no longer beneficial. Finally, in Lines 40-47 the user responds with a general preference. Just as in the previous examples, ST-CR successfully parses the response into a counteroffer, which it uses to refine the gradient cone. The full transcript of this trading exchange can be found in the provided code folder, along with the GPT testing script.

### Language Model Performance without ST-CR

To obtain a baseline for human trading using natural language, we implemented a method that uses the language model GPT-4.0 to generate trade offers without any underlying model. When a trading scenario begins, we give GPT the prompt in Fig. 8 to motivate trading and structure its responses. The prompt provides the language model with its utility function which has a target state of 25 apples, 50 bananas, and 75 oranges. The model presents a trade to the human user, who then provides a natural language response. Just as with ST-CR, if the human accepts the trade, the model transitions to a new state. If the human rejects the offer, the model must generate a new offer. This process repeats until the human decides to end the trading process.

In Fig. 9a, we observe that GPT without an underlying model can successfully generate mutually beneficial trades. In this instance, we also observe that the GPT agent can effectively parse human feedback and adjust its offers accordingly. However, we note that language models can exhibit inconsistency and make mistakes in some instances. For example, in Fig. 9b, we observe that the GPT model can propose trades that are not beneficial to itself. This suggests that the GPT model may not obey the self-interested and rational constraint or may wrongly interpret its utility function. Another issue arises when the GPT model persistently offers similar trades despite prior rejection. In Fig. 9c, we highlight a specific example where the GPT model makes several consecutive offers of apples and bananas in exchange for oranges. These offers point in similar directions, which are not beneficial to the human negotiator. Our algorithm, which uses orthogonal offers to refine the search space, would consider offers in different directions, leading to a more efficient use of the offer budget. These observations collectively suggest that, without an underlying algorithm, language models may lack the structure to effectively negotiate with humans and may require extensive prompt tuning or chain-of-thought reasoning to accomplish such tasks. To address these limitations, we integrate ST-CR, leveraging language models primarily for sentiment analysis and feedback parsing.

1 System:  
2 ST-CR Utility Function Q:  $[[-1., -0., -0.], [-0., -1., -0.], [-0., -0., -1.]]$   
3 ST-CR Utility Function u: [20, 74, 32]  
4 Initial Human Items: 50 apples, 50 bananas, 50 oranges  
5 Initial ST-CR Items: 50 apples, 50 bananas, 50 oranges  
6 ST-CR's Trade Offer:  
7 ST-CR receives: Nothing  
8 User receives: 5.0 apples, 0.0 bananas, 5.0 oranges  
9 User: How about I give you the apples and you give me the oranges?  
10 Parsed User Counteroffer:  
11 ST-CR receives: 5.0 apples  
12 User receives: 5.0 oranges  
13 ST-CR: Counteroffer Direction is not Beneficial. Incorporating feedback into Gradient Cone  
14 ST-CR's Trade Offer:  
15 ST-CR receives: 2.0 apples,  
16 User receives: 5.0 bananas, 3.0 oranges  
17 User: I would accept this trade if you give me zero bananas  
18 Parsed User Counteroffer:  
19 ST-CR receives: 2.0 apples  
20 User receives: 3.0 oranges, 0.0 bananas  
21 ST-CR: Counteroffer Direction is Beneficial  
22 ST-CR's Trade Offer:  
23 ST-CR receives: 2.0 apples  
24 User receives: 0.0 bananas, 3.0 oranges  
25 User: yes  
26 Offer Accepted!  
27 New Human State: 48.0 apples, 50.0 bananas, 53.0 oranges  
28 New ST-CR State: 52.0 apples, 50.0 bananas, 47.0 oranges  
29 Estimated Human Benefit: 237.0  
30 ST-CR Benefit: 31.0  
31 ST-CR's Trade Offer:  
32 ST-CR receives: 2.0 apples  
33 User receives: 0.0 bananas, 3.0 oranges  
34 User: Yes  
35 Offer Accepted!  
36 New Human State: 46.0 apples, 50.0 bananas, 56.0 oranges  
37 New ST-CR State: 54.0 apples, 50.0 bananas, 44.0 oranges  
38 Estimated Human Benefit: 211.0  
39 ST-CR Benefit: 5.0  
40 ST-CR's Trade Offer:  
41 ST-CR receives: 1.0 oranges  
42 User receives: 1.0 apples, 0.0 bananas  
43 User: No, I want more oranges and fewer apples  
44 Parsed User Counteroffer:  
45 ST-CR receives: 1.0 apples  
46 User receives: 0.0 bananas, 1.0 oranges  
47 ST-CR: Counteroffer Direction is not Beneficial. Incorporating feedback into Gradient Cone  
48 ST-CR's Trade Offer:  
49 ST-CR receives: 1.0 apples  
50 User receives: 5.0 bananas, 4.0 oranges  
51 User: Give me one more orange and you have a deal  
52 Parsed User Counteroffer:  
53 ST-CR receives: 1.0 apples  
54 User receives: 5.0 bananas, 5.0 oranges  
55 ST-CR: Counteroffer Direction is Beneficial  
56 ST-CR's Trade Offer:  
57 ST-CR receives: 1.0 apples  
58 User receives: 5.0 bananas, 5.0 oranges  
59 User: Yes  
60 Offer Accepted!  
61 New Human State: 45.0 apples, 55.0 bananas, 61.0 oranges  
62 New ST-CR State: 55.0 apples, 45.0 bananas, 39.0 oranges  
63 Estimated Human Benefit: 181.0

Figure 7: Transcript of ST-CR with previous trade heuristic trading with a human negotiator. The human negotiator has a target state of 25 apples, 50 bananas, and 74 oranges. Blue text denotes trade offers that ST-CR presents to the user. The red text is the user's response. The orange text corresponds to ST-CR's internal decision-making and is not presented to the user. Green text is system information that denotes initialization and trade progression.

## GPT Prompt

System: You are a computer negotiation agent that aims to maximize your utility function by trading apples, oranges, and bananas with a human negotiator. Your utility function is:  $-\text{num\_apples}^2 + 2*25*\text{num\_apples} - \text{num\_bananas}^2 + 2*50*\text{num\_bananas} - \text{num\_oranges}^2 + 2*75*\text{num\_oranges}$ . You should only make offers if they improve your utility. You start with 50 apples, oranges, and bananas. You will present trade offers to the human, and they will provide responses. Please only respond with trade offers in the same format as the following example (the ordering and number of each fruit can vary depending on the offer). Please use "GPT" to refer to yourself and "User" to refer to the negotiating opponent:

"GPT's Trade Offer:

GPT receives: 5 apples, 2 bananas

User receives: 3 oranges "

Negotiation will continue from a new state even after a trade offer is accepted by the human user. Please start the negotiation by providing an initial trade offer for the User.

Figure 8: Prompt Given to GPT Trading Baseline

System:  
 GPT Utility Function Q:  $[-1,-0,-0],[-0,-1,-0],[-0,-0,-1]$   
 GPT Utility Function u: [50, 100, 150]  
 GPT's Trade Offer:  
 GPT receives: 10 apples, 5 bananas  
 User receives: 6 oranges  
 User: No, I can give you 5 oranges if you give me 5 apples  
 GPT's Trade Offer:  
 GPT receives: 5 oranges  
 User receives: 5 apples  
 User: Yes  
 System:  
 Offer Accepted!  
 New User State: 55 apples, 50 bananas, 45 oranges,  
 New GPT State: 45 apples, 50 bananas, 55 oranges,  
 Estimated User Benefit: 450  
 GPT's Benefit: 450

(a) Example transcript of GPT making a Successful Trade. The user has a target state of 75 apples, 50 bananas, and 25 oranges.

Start of Trading  
 GPT Utility Function Q:  $[-1,-0,-0],[-0,-1,-0],[-0,-0,-1]$   
 GPT Utility Function u: [50 100 150]  
 GPT's Trade Offer:  
 GPT receives: 5 apples, 3 oranges  
 User receives: 3 bananas  
 User: No, how about you give me 5 oranges and I give you 5 apples?  
 GPT's Trade Offer:  
 GPT receives: 5 apples  
 User receives: 5 oranges  
 User: Yes  
 System:  
 Offer Accepted!  
 New User State: 45 apples, 50 bananas, 55 oranges  
 New GPT State: 55 apples, 50 bananas, 45 oranges  
 Estimated User Benefit: 450  
 GPT's Benefit: -550

(b) Example Transcript of GPT making a Non-Beneficial Trade. The user has a target state of 25 apples, 50 bananas, and 75 oranges

System:  
 GPT Utility Function Q:  $[-1,-0,-0],[-0,-1,-0],[-0,-0,-1]$   
 GPT Utility Function u: [50, 100, 150]  
 GPT's Trade Offer:  
 GPT receives: 5 apples, 5 oranges  
 User receives: 3 bananas  
 User: No thanks  
 GPT's Trade Offer:  
 GPT receives: 4 oranges  
 User receives: 4 bananas, 1 apple  
 User: Nah  
 GPT's Trade Offer:  
 GPT receives: 3 oranges  
 User receives: 3 bananas, 2 apples  
 User: No  
 GPT's Trade Offer:  
 GPT receives: 3 oranges  
 User receives: 2 bananas, 3 apples  
 User: No  
 GPT's Trade Offer:  
 GPT receives: 2 oranges  
 User receives: 4 bananas, 3 apples  
 User: No  
 GPT's Trade Offer:  
 GPT receives: 2 oranges  
 User receives: 5 bananas, 1 apple  
 User: Stopped Trading

(c) Example Transcript of GPT repeating rejected trade offers. The user has a target state of 55 apples, 50 bananas, and 55 oranges

Figure 9: Example transcripts of GPT negotiating with a human agent without an underlying algorithm. In these examples, GPT is the offering agent and the human user is the responding agent.