

# GSLOC: EFFICIENT CAMERA POSE REFINEMENT VIA 3D GAUSSIAN SPLATTING

Changkun Liu<sup>1\*</sup> Shuai Chen<sup>2†</sup> Yash Bhalgat<sup>2‡</sup> Siyan Hu<sup>1</sup> Ming Cheng<sup>3</sup>

Zirui Wang<sup>2†</sup> Victor Adrian Prisacariu<sup>2†</sup> Tristan Braud<sup>1</sup>

<sup>1</sup>HKUST <sup>2</sup>University of Oxford <sup>3</sup>Dartmouth College




Figure 1: GSLOC refines pose predictions of state-of-the-art APR and SCR models in a one-shot manner, achieving greater accuracy compared to the iterative neural refinement method, such as NeFeS Chen et al. (2024a). Each subfigure is divided by a diagonal line, with the **bottom left** part rendered using the estimated/refined pose and the **top right** part displaying the ground truth image.

## ABSTRACT

We leverage 3D Gaussian Splatting (3DGS) as a scene representation and propose a novel test-time camera pose refinement framework, GSLOC. This framework enhances the localization accuracy of state-of-the-art absolute pose regression and scene coordinate regression methods. The 3DGS model renders high-quality synthetic images and depth maps to facilitate the establishment of 2D-3D correspondences. GSLOC obviates the need for training feature extractors or descriptors by operating directly on RGB images, utilizing the 3D foundation model, MAST3R, for precise 2D matching. To improve the robustness of our model in challenging outdoor environments, we incorporate an exposure-adaptive module within the 3DGS framework. Consequently, GSLOC enables efficient one-shot pose refinement given a single RGB query and a coarse initial pose estimation. Our proposed approach surpasses leading NeRF-based optimization methods in both accuracy and runtime across indoor and outdoor visual localization benchmarks, achieving new state-of-the-art accuracy on two indoor datasets. The project page is available at <https://gsloc.active.vision>.

## 1 INTRODUCTION

Camera relocalization, the task of determining the 6-DoF camera pose within a given environment based on a query image, is critical for numerous applications, including robotics, autonomous vehicles, augmented reality, and virtual reality. Current methods for camera pose estimation primarily

\*This research was conducted during Changkun Liu’s visit at Active Vision Lab, University of Oxford.

†Active Vision Lab, University of Oxford

‡Visual Geometry Group, University of Oxford

fall into the categories of structure-based approaches and absolute pose regression (APR) techniques. Classic structure-based pipelines Dusmanu et al. (2019); Sarlin et al. (2019); Taira et al. (2018); Noh et al. (2017); Sattler et al. (2016); Sarlin et al. (2020); Lindenberger et al. (2023) rely on 2D-3D correspondences between a point cloud and the reference image. Another class of structure-based methods - Scene Coordinate Regression (SCR) Brachmann et al. (2017; 2023); Wang et al. (2024); Brachmann & Rother (2021) - uses neural networks for direct regression of 2D-3D correspondences. These 2D-3D correspondences are fed into Perspective-n-Point (PnP) Gao et al. (2003) for pose estimation. APR methods Kendall et al. (2015); Wang et al. (2019); Chen et al. (2021); Shavit et al. (2021) employ neural networks to infer camera poses from query images directly. While APR approaches offer fast inference times, they often struggle with accuracy and generalization Sattler et al. (2019); Liu et al. (2024a). SCR methods generally achieve higher accuracy but at the cost of increased computational complexity.

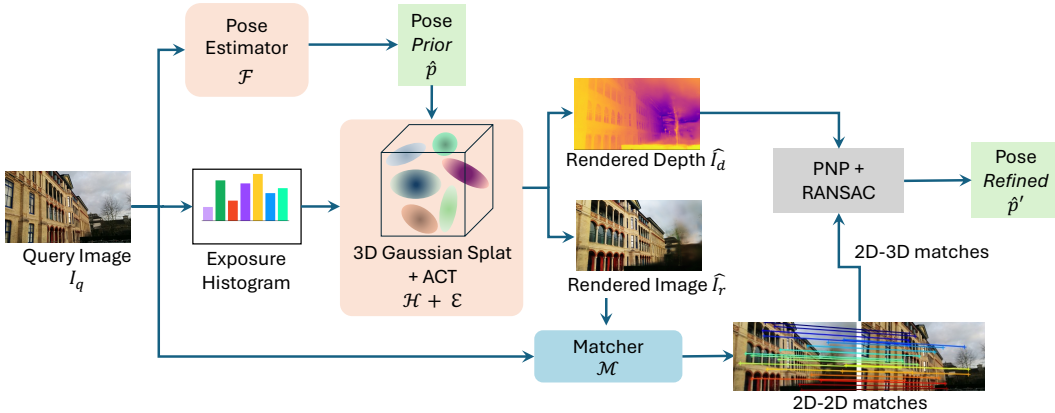


Figure 2: Overview of GSLoc. We assume the availability of a pre-trained pose estimator  $\mathcal{F}$  and a pre-trained 3DGS model  $\mathcal{H}$  of the scene. For a query image  $I_q$ , we first obtain an initial estimated pose  $\hat{p}$  from the pose estimator  $\mathcal{F}$ . Our goal is to output a refined pose  $\hat{p}'$ .

Given the above limitations, there has been a growing interest in pose refinement methods to enhance the accuracy of the *initial* pose estimates of an underlying pose-estimation method. Recent approaches have leveraged Neural Radiance Fields (NeRF) for this purpose. For instance, NeFeS Chen et al. (2024a) proposes a test-time refinement pipeline. However, it offers limited improvements in accuracy and suffers from slow convergence due to the computational demands of NeRF rendering and the requirement for backpropagation through the pose estimation model. Furthermore, a recent NeRF-based localization method - CrossFire Moreau et al. (2023) - establishes explicit 2D-3D matches using features rendered from NeRF. However, training a customized scene model together with the scene-specific localization descriptor is required, and it exhibits a lower accuracy compared to classic structure-based methods.

To address the challenges of slow convergence, limited accuracy, and the need for training customized feature descriptors, we propose a novel test-time pose refinement framework, termed GSLoc, as illustrated in Figure 1 and Figure 2. GSLoc employs 3D Gaussian Splatting (3DGS) Kerbl et al. (2023) for scene representation and leverages its high-quality, fast novel view synthesis (NVS) capabilities to render images and depth maps. This facilitates the efficient establishment of 2D-3D correspondences between the query image and the rendered image, based on the initial pose estimate from the underlying pose estimator (e.g., APR, SCR). We incorporate an exposure-adaptive module into the 3DGS model to improve its robustness to the domain shift between the query image and the rendered image. Secondly, our method operates directly on RGB images, utilizing the 3D vision foundation model MAST3R Leroy et al. (2024) for precise matching, eliminating the need for training scene-specific feature extractors or descriptors Chen et al. (2024a); Moreau et al. (2023). This significantly accelerates our method compared to iterative NeRF-based refinement methods Chen et al. (2024a), and makes our framework easier to deploy than CrossFire Moreau et al. (2023) and its variants Zhou et al. (2024); Liu et al. (2023); Zhao et al. (2024).

Lastly, we conduct comprehensive quantitative evaluations and ablation studies on the 7Scenes Glocker et al. (2013); Shotton et al. (2013), 12Scenes Valentin et al. (2016), and Cambridge Landmarks Kendall et al. (2015) benchmarks. GSLoc significantly enhances the pose estimation accuracy of both APR and SCR methods across these benchmarks, achieving new state-of-the-art accuracy on the two indoor datasets. Unlike previous NeRF-based methods Chen et al. (2024a), which fail to improve SCR methods, such as ACE Brachmann et al. (2023), our method offers substantial improvements and outperforms other leading NeRF-based methods Germain et al. (2022); Moreau et al. (2023); Zhou et al. (2024); Liu et al. (2023); Zhao et al. (2024).

## 2 RELATED WORK

**Pose Estimation without 3D Representation.** A straightforward approach for coarse pose estimation is using image retrieval Arandjelovic et al. (2016); Ge et al. (2020); Gordo et al. (2017) to average poses from top-retrieved images, but this lacks precision. Absolute Pose Regression (APR) methods Kendall et al. (2015); Kendall & Cipolla (2016; 2017); Wang et al. (2019); Chen et al. (2021; 2022); Shavit et al. (2021); Chen et al. (2024b); Lin et al. (2024) directly regress a pose from a query image using trained models, bypassing 3D representations and geometric relationships. Despite being fast, APR methods suffer in accuracy and generalization Sattler et al. (2019); Liu et al. (2024a) compared to structure-based techniques. LENS Moreau et al. (2022) enhances APR by augmenting views with NeRF, but matching the accuracy of 3D structure-based methods remains challenging. To improve APR methods’ accuracy, we used 3DGS as a 3D representation and utilized its geometry information to optimize the initial prediction.

**Structure-based Pose Estimation.** Classical 3D structure-based methods, like the hierarchical localization pipeline (HLoc) Dusmanu et al. (2019); Sarlin et al. (2019); Taira et al. (2018); Noh et al. (2017); Sattler et al. (2016); Sarlin et al. (2020); Lindenberger et al. (2023), predict camera poses using a point cloud and a database of reference images, requiring descriptor storage and 2D-3D correspondence through image retrieval. In contrast, Scene Coordinate Regression (SCR) methods Brachmann et al. (2017; 2023); Wang et al. (2024); Brachmann & Rother (2021) directly regress 2D-3D correspondences using neural networks and apply PnP Gao et al. (2003) and RANSAC Fischler & Bolles (1981) for pose estimation. Our GSLoc eliminates the need for reference images and descriptor databases by using a 3DGS model for scene representation, further optimizing SCR outputs like ACE Brachmann et al. (2023).

**NeRF-based Pose Estimation.** NeRF-based pose estimation methods Chen et al. (2024a); Yen-Chen et al. (2021); Lin et al. (2023) rely on iterative rendering and pose updates, leading to slow convergence and limited accuracy. While NeFeS Chen et al. (2024a) improves APR pose estimation, it faces difficulties in enhancing SCR results and suffers from long refinement runtime. HR-APR Liu et al. (2024a) speeds up optimization by 30%, but the average runtime of each query still takes several seconds on a high-performance GPU. Other NeRF-based methods like FQN Germain et al. (2022), CrossFire Moreau et al. (2023), NeRFLoc Liu et al. (2023), and NeRFMatch Zhou et al. (2024) improve positioning by establishing 2D-3D matches but require specialized feature extractors and suffer from slow rendering and quality issues.

**3DGS-based Pose Estimation.** With the novel view synthesis (NVS) field transitioning from NeRF to 3DGS, iComMa Sun et al. (2023), like iNeRF Yen-Chen et al. (2021), uses an inefficient iterative refinement process for camera pose estimation by inverting 3DGS. In contrast, 6DGS Bortolon et al. (2024) achieves a one-shot estimate by projecting rays from an ellipsoid surface, avoiding iteration. While both methods use 3DGS for visual localization, neither has been tested on large benchmarks Kendall et al. (2015); Valentin et al. (2016) or compared with mainstream methods like SCR and APR. We propose an approach using 3DGS for 2D-3D correspondences, similar to CrossFire Moreau et al. (2023), but without requiring training feature extractors or feature matchers. Our method generates high-quality synthetic images and employs direct 2D-2D matching, making it faster and easier to deploy than previous NeRF-based methods such as NeFeS, CrossFire, and other variants Germain et al. (2022); Zhou et al. (2024); Liu et al. (2023; 2024a); Zhao et al. (2024).

### 3 PROPOSED METHOD

GSLoc is a test-time camera pose refinement framework. We assume the availability of a pre-trained pose estimator and a 3DGS model of the scene. For a query image, we first obtain an initial estimated pose from the pose estimator. Our goal is to output a refined pose.

Given a query image  $I_q \in \mathbb{R}^{H \times W \times 3}$  with camera intrinsics  $K \in \mathbb{R}^{3 \times 3}$ , a pose estimator  $\mathcal{F}$  (typically an APR or SCR model) predicts an *initial* 6-DoF pose  $\hat{p} = [\hat{\mathbf{t}} | \hat{\mathbf{R}}]$ , where  $\hat{\mathbf{t}} \in \mathbb{R}^3$  and  $\hat{\mathbf{R}} \in \mathbb{R}^{3 \times 3}$  represent the estimated translation and rotation respectively. Subsequently, for the viewpoint  $\hat{p}$ , a pretrained 3DGS model  $\mathcal{H}$  renders an image  $\hat{I}_r \in \mathbb{R}^{H \times W \times 3}$  and a depth map  $\hat{I}_d \in \mathbb{R}^{H \times W \times 1}$ . We use an exposure-adaptive affine color transformation (ACT) module  $\mathcal{E}$  during this rendering process to enhance the robustness of our model to challenging outdoor environments (see Section 3.1). A matcher  $\mathcal{M}$  then establishes dense 2D-2D correspondences between  $I_q$  and  $\hat{I}_r$ . Then we can establish the 2D-3D matches based on  $\hat{I}_q$  and  $\hat{I}_d$  (see Section 3.2). Finally, we obtain the refined pose  $\hat{p}'$  from these 2D-3D matches (see Section 3.2). An overview of our framework is depicted in Figure 2. We also explore a faster pose refinement framework without 2D-3D matches depicted in Figure 3 (see Section 3.3).

#### 3.1 3DGS TEST-TIME EXPOSURE ADAPTATION

Existing literature Kerbl et al. (2023); Lu et al. (2024) shows that 3DGS achieves high-quality novel view renderings but assumes training and testing without significant photometric distortions. In visual relocalization, mapping and query sequences often differ in lighting due to varying times, weather, and exposure. This creates a significant appearance gap between 3DGS renderings and query images, negatively impacting 2D-2D matching performance.

To address this issue, we apply an exposure-adaptive affine color transformation module  $\mathcal{E}$  Chen et al. (2022; 2024a) to 3DGS, allowing the 3DGS to adaptively render appearances during testing and accurately reflect the exposure of  $I_q$ . Specifically, we use a 4-layer MLP that takes the luminance histogram of the query image as input and produces a 3x3 matrix  $\mathbf{Q}$  along with a 3-dimensional bias vector  $\mathbf{b}$ . These outputs are then directly applied to the rendered pixels of the 3DGS as shown in Equation 1, ensuring a closer match to the exposure of the query image.

$$\hat{\mathbf{C}}(\mathbf{r}) = \mathbf{Q}\hat{\mathbf{C}}_{\text{rend}}(\mathbf{r}) + \mathbf{b} \quad (1)$$

where  $\hat{\mathbf{C}}(\mathbf{r})$  is the final per-pixel color and  $\hat{\mathbf{C}}_{\text{rend}}(\mathbf{r})$  is the rendered per-pixel color obtained from the 3DGS model  $\mathcal{H}$ .

#### 3.2 POSE REFINEMENT WITH 2D-3D CORRESPONDENCES

GSLoc estimates the camera pose by establishing 2D-3D correspondences between the query image  $I_q$  and the scene representation. This process involves the following steps:

**2D-2D Matching.** First, an image  $\hat{I}_r$  is rendered from the initial estimated viewpoint  $\hat{p}$ . A Matcher  $\mathcal{M}$  is then used to establish 2D-2D pixel correspondences  $C_{q,r}$  between the query image  $I_q$  and the rendered image  $\hat{I}_r$ . In our implementation, the matcher  $\mathcal{M}$  is a recently released 3D vision foundation model, MAST3R Leroy et al. (2024). MAST3R demonstrates strong robustness for 2D-2D matching across images pair with the sim-to-real domain gap.

**3D Coordinate Map Generation.** Simultaneously, we use our trained 3DGS model  $\mathcal{H}$  to render a depth map  $\hat{I}_d$  from the viewpoint  $\hat{p}$ . We modify the rasterization engine of 3DGS to render the depth map as follows:

$$\hat{I}_d = \sum_{i \in N} d_i \alpha_i \prod_{j=1}^{i-1} (1 - \alpha_j) \quad (2)$$

where  $d_i$  is the z-depth of each Gaussian in the viewspace and  $\alpha_i$  is the learned opacity multiplied by the projected 2D covariance of the  $i^{\text{th}}$  Gaussian. In our framework, ground truth depth maps are not required for supervision during training of the 3DGS model  $\mathcal{H}$ . Using the rendered depth

map  $\hat{I}_d$ , camera intrinsics  $K$ , and pose  $\hat{p}$ , we obtain the 3D coordinate map  $X_r^d \in \mathbb{R}^{H \times W \times 3}$  for the rendered image  $\hat{I}_r$ .

**Establishing 2D-3D Correspondences.** By combining the 2D-2D correspondences  $C_{q,r}$  with the 3D coordinate map  $X_r^d$ , we establish 2D-3D correspondences between  $I_q$  and the scene. For each matched pixel in  $I_q$ , we obtain its corresponding 3D coordinate from  $X_r^d$ .

**Pose Refinement.** Finally, we obtain the refined pose  $\hat{p}'$  by feeding these 2D-3D correspondences into a PnP Gao et al. (2003) solver with RANSAC Fischler & Bolles (1981) loop. This process does not require backpropagation through the pose estimator  $\mathcal{F}$  or the 3DGS model  $\mathcal{H}$ , ensuring efficient computation and enabling its usage with any black-box pose estimator model.

Using 2D-3D correspondences, coupled with PnP + RANSAC, provides a robust pose refinement that is much faster and more accurate than methods relying solely on rendering and comparison Yen-Chen et al. (2021); Lin et al. (2023); Sun et al. (2023). Furthermore, our method eliminates the requirement of training specialized feature descriptors that previous approaches Chen et al. (2024a); Moreau et al. (2023); Chen et al. (2022); Zhao et al. (2024) rely on for robustness.

### 3.3 FASTER ALTERNATIVE WITH RELATIVE POST ESTIMATION

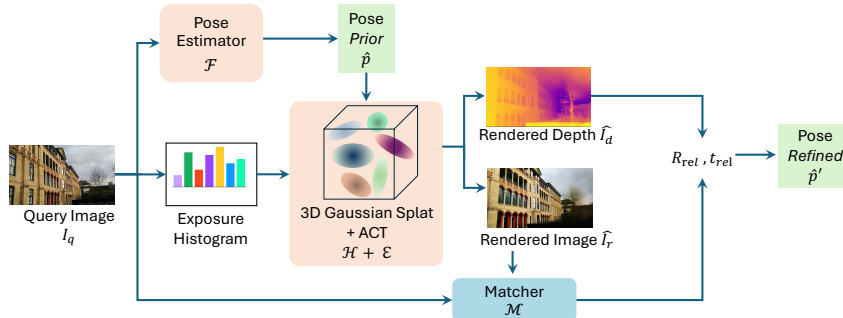


Figure 3: Overview of  $\text{GSLoc}_{\text{rel}}$ . Different from  $\text{GSLoc}$  in Figure 2, we use  $\hat{I}_d$  to recover the scale  $s$  of  $\mathbf{t}_{\text{rel}}$ . Then we calculate the refined pose  $\hat{p}'$  based on  $\mathbf{R}_{\text{rel}}$  and  $s\mathbf{t}_{\text{rel}}$  without matching.

While  $\text{GSLoc}$  provides high accuracy through 2D-3D correspondences, we also explore an alternative approach that prioritizes computational efficiency. This variant, which we call  $\text{GSLoc}_{\text{rel}}$ , utilizes MAST3R’s point map registration capabilities to estimate relative pose without matching. Figure 3 shows an overview of the  $\text{GSLoc}_{\text{rel}}$  approach.

Specifically, MAST3R generates point maps  $\mathbf{P}_q$  and  $\mathbf{P}_r$  for both the query image  $I_q$  and the rendered image  $\hat{I}_r$  and predicts the relative rotation  $\mathbf{R}_{\text{rel}}$  and translation  $\mathbf{t}_{\text{rel}}$  between the two images. However, this relative pose predicted by MAST3R needs to be aligned to the scene’s scale  $s$ . We recover the scale by aligning the pointmap  $\mathbf{P}_r$  with the depth map  $\hat{I}_d$  rendered from the 3DGS model  $\mathcal{H}$ . The final refined pose  $\hat{p}'$  is computed as:

$$\hat{p}' = [\hat{\mathbf{R}}' | \hat{\mathbf{t}}'] = [\mathbf{R}_{\text{rel}} \hat{\mathbf{R}} | \hat{\mathbf{t}} + s\mathbf{R}_{\text{rel}}\mathbf{t}_{\text{rel}}] \quad (3)$$

where  $\hat{\mathbf{R}}$ ,  $\hat{\mathbf{t}}$  are the initial rotation and translation estimates. As shown in Table 5 and 6,  $\text{GSLoc}_{\text{rel}}$  offers a trade-off between speed and accuracy, making it ideal for rapid refinement of APR methods like DFNet Chen et al. (2022).

## 4 EXPERIMENTS

### 4.1 EVALUATION SETUP

**Datasets.** We evaluate the performance of  $\text{GSLoc}$  across three widely-used public visual localization datasets. The 7Scenes dataset Glocker et al. (2013); Shotton et al. (2013) comprises seven indoor scenes with volumes ranging from  $1\text{m}^3$  to  $18\text{m}^3$ . The 12Scenes dataset Valentin et al. (2016) features

Table 1: Comparisons on 7Scenes dataset. The median translation and rotation errors (cm/ $^{\circ}$ ) of different methods. The best results are in **bold** (lower is better). Second best results are indicated with an underline. NRP denotes neural render pose estimation.

	Methods	Chess	Fire	Heads	Office	Pumpkin	Redkitchen	Stairs	Avg. $\downarrow$ [cm/ $^{\circ}$ ]
APR	PoseNet Kendall et al. (2015)	10/4.02	27/10.0	18/13.0	17/5.97	19/4.67	22/5.91	35/10.5	21/7.74
	MS-Transformer Shavit et al. (2021)	11/6.38	23/11.5	13/13.0	18/8.14	17/8.42	16/8.92	29/10.3	18/9.51
	DFNet Chen et al. (2022)	3/1.12	6/2.30	4/2.29	6/1.54	7/1.92	7/1.74	12/2.63	6/1.93
	Marepo Chen et al. (2024b)	1.9/0.83	2.3/0.92	2.1/1.24	2.9/0.93	2.5/0.88	2.9/0.98	5.9/1.48	2.9/1.04
SCR	DSAC* Brachmann & Rother (2021)	<u>0.5/0.17</u>	<u>0.8/0.28</u>	<u>0.5/0.34</u>	1.2/0.34	1.2/0.28	<b>0.7/0.21</b>	2.7/0.78	1.1/0.34
	ACE Brachmann et al. (2023)	<b>0.5/0.18</b>	0.8/0.33	<u>0.5/0.33</u>	<u>1.0/0.29</u>	<b>1.0/0.22</b>	<u>0.8/0.2</u>	2.9/0.81	1.1/0.34
	GLACE Wang et al. (2024)	<u>0.6/0.18</u>	0.9/0.34	0.6/0.34	1.1/0.29	<b>0.9/0.23</b>	<u>0.8/0.20</u>	3.2/0.93	1.2/0.36
NRP	FQN-MN Germain et al. (2022)	4.1/1.31	10.5/2.97	9.2/2.45	3.6/2.36	4.6/1.76	16.1/4.42	139.5/34.67	28/7.3
	CrossFire Moreau et al. (2023)	1/0.4	5/1.9	3/2.3	5/1.6	3/0.8	2/0.8	12/1.9	4.4/1.38
	pNeRFLoc Zhao et al. (2024)	2/0.8	2/0.88	1/0.83	3/1.05	6/1.51	5/1.54	32/5.73	7.3/1.76
	DFNet + NeFeS <sub>50</sub> Chen et al. (2024a)	2/0.57	2/0.74	2/1.28	2/0.56	2/0.55	2/0.57	5/1.28	2.4/0.79
	HR-APR Liu et al. (2024a)	2/0.55	2/0.75	2/1.45	2/0.64	2/0.62	2/0.67	5/1.30	2.4/0.85
	NeRFMatch Zhou et al. (2024)	0.9/0.3	1.1/0.4	1.5/1.0	3.0/0.8	2.2/0.6	1.0/0.3	10.1/1.7	2.8/0.7
	MCLoc Trivigno et al. (2024)	2/0.8	3/1.4	3/1.3	4/1.3	5/1.6	6/1.6	6/2.0	4.1/1.43
	DFNet + <b>GSLoc (ours)</b>	0.7/0.20	0.9/0.32	0.6/0.36	1.2/0.32	1.3/0.31	0.9/0.25	2.2/0.61	1.1/0.34
	Marepo + <b>GSLoc (ours)</b>	<u>0.6/0.18</u>	<u>0.7/0.28</u>	<u>0.5/0.32</u>	1.1/0.29	<u>1.0/0.26</u>	<u>0.8/0.21</u>	<u>1.5/0.44</u>	<u>0.9/0.28</u>
	ACE + <b>GSLoc (ours)</b>	<b>0.5/0.15</b>	<b>0.6/0.25</b>	<b>0.4/0.28</b>	<b>0.9/0.26</b>	<u>1.0/0.23</u>	<b>0.7/0.17</b>	<b>1.4/0.42</b>	<b>0.8/0.25</b>

12 larger indoor scenes, with volumes spanning from 14m<sup>3</sup> to 79m<sup>3</sup>. The Cambridge Landmarks dataset Kendall et al. (2015) represents a large-scale outdoor scenario, characterized by challenges such as moving objects and varying lighting conditions between query and training images.

**Evaluation Metrics.** We report two types of metrics to compare the performance of different methods. The first metric is the median translation and rotation error. The second metric is the recall rate, which measures the percentage of test images localized within  $a$  cm and  $b^{\circ}$ .

**Baselines.** In our experiment, to demonstrate the improvement capabilities of our framework, we use the initial estimates of APR and SCR methods as our baseline. We employ our method on top of the prevailing APR methods, DFNet Chen et al. (2022) and Marepo Chen et al. (2024b), as well as a well-known SCR method, ACE Brachmann et al. (2023), as the pose estimator  $\mathcal{F}$ . We follow the default settings of these pose estimators to obtain the initial pose prior for each query image<sup>1</sup>. The term  $APR/SCR + GSLoc$  denotes the one-shot refinement. Similar naming convention applies to  $APR/SCR + GSLoc_{rel}$ . We also include a comparison here with the state-of-the-art NeRF-based methods Chen et al. (2024a); Moreau et al. (2023); Zhou et al. (2024); Liu et al. (2024a); Germain et al. (2022); Zhao et al. (2024); Liu et al. (2023) and MCLoc Trivigno et al. (2024), which is a pose refinement framework agnostic to scene representation. MCLoc provides results using 3DGS models as scene representations for 7Scenes and Cambridge datasets.

**Implementation Details.** **GT Poses:** For both the 7Scenes and 12Scenes datasets, we adopt the SfM ground truth (GT) provided by Brachmann et al. (2021). As demonstrated in NeFeS Chen et al. (2024a), SfM GT can render superior geometric details compared to dSLAM GT for the 7Scenes dataset. **Gaussian Splatting:** For the training of the 3DGS model of each scene, we utilize the sparse point cloud of training frames generated by COLMAP Schonberger & Frahm (2016) as the initial input. We select Scaffold-GS Lu et al. (2024) as our 3DGS representation, incorporating modifications detailed in Sections 3.1 and 3.2 to adapt exposure and enable depth rendering. Scaffold-GS reduces redundant Gaussians while delivering high-quality rendering compared to the vanilla 3DGS Kerbl et al. (2023). For the exposure-adaptive ACT module, we follow the default setting in Chen et al. (2024a), computing the query image’s histogram in the YUV color space and binning the luminance channel into 10 bins. In addition, we apply temporal object filtering to filter out moving objects in the dynamic scene using an off-the-shelf method Cheng et al. (2022), leading to better accurate scene reconstruction quality and pixel-matching performance. **Training Details:** We employ the official pre-trained MAST3R Leroy et al. (2024) model without fine-tuning for 2D-2D matching and resize all images to 512 pixels on their largest dimension. The modified Scaffold-GS model is trained for each scene with 30,000 iterations on an NVIDIA A6000 GPU. We implement our framework with PyTorch Paszke et al. (2019). Additional details can be found in the Appendix A.1 and A.2.

<sup>1</sup>Note that the original paper of Marepo reports results on 7Scenes using dSLAM GT; we retrained the ACE head of Marepo using SfM GT.

Table 2: We report the average percentage (%) of frames below a (5cm, 5°) and (2cm, 2°) pose error across 7Scenes. IR denotes image retrieval.

	Methods	Avg. $\uparrow$ [5cm, 5°]	Avg. $\uparrow$ [2cm, 2°]
APR	DFNet	43.1	8.4
	Marepo	84.0	33.7
IR+SfM points	HLoc Sarlin et al. (2020; 2019)	95.7	84.5
	DVLAD+R2D2 Torii et al. (2015); Revaud et al. (2019)	95.7	87.2
SCR	DSAC*	97.8	80.7
	ACE	97.1	83.3
	GLACE	95.6	82.2
NRP	DFNet + NeFeS <sub>50</sub>	78.3	45.9
	HR-APR	76.4	40.2
	NeRFMatch	78.4	-
	NeRFLoc Liu et al. (2023)	89.5	-
	DFNet + <b>GSLoc (ours)</b>	94.2	76.5
	Marepo + <b>GSLoc (ours)</b>	<u>99.4</u>	<u>89.6</u>
	ACE + <b>GSLoc (ours)</b>	<b>100</b>	<b>93.1</b>

## 4.2 LOCALIZATION ACCURACY

We conduct quantitative experiments on three datasets to evaluate the improved localization accuracy of our framework compared to the APR and SCR methods.

**7Scenes Dataset.** Using the 7Scenes dataset, we evaluate the performance of DFNet, Marepo, and ACE with GSLoc. Table 1 demonstrates that GSLoc significantly reduces pose estimation errors for DFNet, Marepo, and ACE with one-shot refinement. Table 2 shows that GSLoc significantly improves the proportion of query images below 5cm, 5° and 2cm, 2° pose error. It is worth noting that ACE + GSLoc outperforms HLoc, indicating that 3DGS has the potential to replace traditional point cloud-based visual localization pipelines. Figure 4 (a) shows that after refinement using our GSLoc, the rendered image of the estimated pose better matches the real image.

**Cambridge Landmarks Dataset.** We conduct a quantitative evaluation by deploying DFNet and ACE with GSLoc. Marepo is not included in this comparison due to the absence of an official model for this dataset. Table 3 demonstrates that GSLoc significantly reduces pose estimation errors for both DFNet and ACE. Specifically, the accuracy of DFNet + GSLoc with one-shot optimization significantly surpasses that of CrossFire and DFNet + NeFeS with 30 and even 50 steps of optimization (see Table 3). This result fully demonstrates the efficiency of our GSLoc. On the Kings College scene, DFNet + GSLoc outperforms ACE after our refinement. ACE + GSLoc consistently improves ACE accuracy across all four scenes. Refining the pose using our method results in a rendered image that aligns more accurately with the ground truth image as illustrated in Figure 4 (c).

**12Scenes Dataset.** We conduct the quantitative evaluation using Marepo and ACE with GSLoc. The former works Brachmann et al. (2023); Wang et al. (2024) report the percentage of frames below a 5cm, 5° pose error. Since SCR methods have already achieved good results with this metric, in this paper we use a more stringent standard (2cm, 2°). Table 4 shows that GSLoc significantly improves the percentage of query images below 2cm, 2° pose error for Marepo and ACE. Even though the initial pose prior provided by ACE is accurate in most scenes, our approach can still improve accuracy in challenging scenes, such as office1/lounge, office2/5a and office2/5b. Figure 4 (b) shows that after refinement using our GSLoc, the rendered image with our pose estimation aligns better with the real image.

**GSLoc vs. GSLoc<sub>rel</sub>.** We compare GSLoc, a pose refinement framework that use 2D-3D correspondence, with GSLoc<sub>rel</sub>, a faster pose refinement framework that use relative pose from MAST3R. Both frameworks are evaluated on 7Scenes and Cambridge Landmarks datasets using DFNet and ACE predictions. Table 5 shows that GSLoc<sub>rel</sub> achieves notable accuracy improvement with DFNet on both indoor and outdoor datasets, though it is less effective than GSLoc. However, GSLoc<sub>rel</sub> is significantly faster than GSLoc and other NeRF-based methods, as discussed in Section 4.3. While GSLoc<sub>rel</sub> improves coarse pose estimates from APR methods like DFNet, it struggles with accurate pose estimates from SCR methods. For ACE, GSLoc<sub>rel</sub> results in performance degradation because our pose refinement relies on the relative pose estimator MAST3R, which struggles to provide more

Table 3: Comparisons on Cambridge Landmarks dataset. We report the median translation and rotation errors (cm/°) of different methods. Best results are in **bold** (lower is better) among the NRP-based approaches.

Methods		Kings	Hospital	Shop	Church	Avg. ↓ [cm/°]
APR	PoseNet	93/2.73	224/7.88	147/6.62	237/5.94	175/5.79
	MS-Transformer	85/1.45	175/2.43	88/3.20	166/4.12	129/2.80
	LENS Moreau et al. (2022)	33/0.5	44/0.9	27/1.6	53/1.6	39/1.15
	DFNet	73/2.37	200/2.98	67/2.21	137/4.02	119/2.90
	PMNet Lin et al. (2024)	68/1.97	103/1.31	58/2.10	133/3.73	90/2.27
SCR	ACE	29/0.38	31/0.61	5/0.3	19/0.6	21/0.47
	GLACE	19/0.32	18/0.42	5/0.22	9/0.3	13/0.32
NRP	FQN-MN	28/0.4	54/0.8	13/0.6	58/2	38/1
	CrossFire	47/0.7	43/0.7	20/1.2	39/1.4	37/1
	DFNet + NeFeS <sub>30</sub> <sup>1</sup>	37/0.64	98/1.61	17/0.60	42/1.38	49/1.06
	DFNet + NeFeS <sub>50</sub>	37/0.54	52/0.88	15/0.53	37/1.14	35/0.77
	HR-APR	36/0.58	53/0.89	13/0.51	38/1.16	35/0.78
	MCLoc	31/0.42	39/0.73	12/0.45	26/0.8	27/0.6
	DFNet + <b>GSLoc (ours)</b>	26/0.34	48/0.72	10/0.36	27/0.62	28/0.51
	ACE + <b>GSLoc (ours)</b>	<b>25/0.29</b>	<b>26/0.38</b>	<b>5/0.23</b>	<b>13/0.41</b>	<b>17/0.33</b>

<sup>1</sup> Results of DFNet + NeFeS<sub>30</sub> taken from Liu et al. (2024a).

Table 4: The average percentage (%) of frames below a 2cm, 2° pose error across 12Scenes.

Scene	apt1		apt2				office1			office2		Avg. ↑ [2cm, 2°]	
	kitchen	living	bed	kitchen	living	luke	gates362	gates381	lounge	manolis	5a		5b
Marepo	52.9	63.1	50.4	47.4	57.1	41.2	61.7	39.8	57.8	55.1	50.1	28.6	50.4
DSAC*	<b>99.7</b>	98.2	<b>100</b>	<b>99.6</b>	95.3	95.5	99.7	95	89.9	91.3	94	95.1	96.7
ACE	99.4	99.8	97.1	<b>99.6</b>	99.2	98.4	99.5	96.7	93.3	96.7	93.8	93.1	97.2
GLACE	99.4	99.6	<b>100</b>	<b>99.6</b>	<b>100</b>	96.2	99.7	96.9	97.6	<b>97.6</b>	91.1	92.6	97.5
Marepo + <b>GSLoc (ours)</b>	90.2	99.4	98.4	<b>99.6</b>	93.6	71.6	88.3	92.7	95.4	93.6	88.1	79.8	90.9
ACE + <b>GSLoc (ours)</b>	<b>99.7</b>	<b>100</b>	99.6	<b>99.6</b>	99.2	<b>98.9</b>	<b>100</b>	<b>99.5</b>	<b>98.5</b>	<b>97.6</b>	<b>96.4</b>	<b>95.8</b>	<b>98.7</b>

accurate relative pose estimates when the ACE-predicted pose is already sufficiently close to the GT pose. Higher median rotation and translation errors in Table 5 compared to GSLoc indicate that scale recovery is not the only challenge for GSLoc<sub>rel</sub>, as rotation is scale-independent.




Figure 4: Our GSLoc enhances pose predictions for Marepo, DFNet, and ACE. Each subfigure is divided by a diagonal line, with the **bottom left** part rendered using the estimated/refined pose and the **top right** part displaying the ground truth image. Patches highlighting visual differences are emphasized with **green** insets for enhanced visibility.

### 4.3 RUNTIME ANALYSIS

We evaluate the processing time of the proposed framework using an NVIDIA GeForce GTX 4090 GPU. On average, 3DGS rendering takes 3.7 ms on 7Scenes dataset and 12 ms on Cambridge Land-



Table 5: Results of  $\text{GSLoc}_{\text{rel}}$  in Figure 3 and  $\text{GSLoc}$  in Figure 2. We report the average accuracy (%), the percentage of frames meeting a 5cm,  $5^\circ$  pose error threshold, and the median translation and rotation errors (cm/ $^\circ$ ).

Datasets	7Scenes		Cambridge
Methods	Avg Acc $\uparrow$ [5cm, $5^\circ$ ]	Avg Err $\downarrow$ [cm/ $^\circ$ ]	Avg Err $\downarrow$ [cm/ $^\circ$ ]
DFNet	43.1	6/1.93	119/2.9
DFNet + $\text{GSLoc}_{\text{rel}}$ (ours)	80.5	2.7/0.38	55/0.57
DFNet + $\text{GSLoc}$ (ours)	<b>94.2</b>	<b>1.1/0.34</b>	<b>28/0.51</b>
ACE	97.1	1.1/0.34	21/0.47
ACE + $\text{GSLoc}_{\text{rel}}$ (ours)	79.9	2.8/0.43	47/0.54
ACE + $\text{GSLoc}$ (ours)	<b>100</b>	<b>0.8/0.25</b>	<b>17/0.33</b>

Table 6: Runtime Analysis (test on Cambridge Landmarks).

Methods	CrossFire	DFNet + NeFeS <sub>50</sub>	HR-APR	MCLoc	DFNet + $\text{GSLoc}_{\text{rel}}$ (ours)	DFNet + $\text{GSLoc}$ (ours)	ACE + $\text{GSLoc}$ (ours)
Avg. $\downarrow$ [cm/ $^\circ$ ]	37/1.0	35/0.8	35/0.8	27/0.6	55/0.6	28/0.5	17/0.3
Avg. $\downarrow$ time (s)	0.3	10	8.5	2.4	<b>0.07</b>	0.18	0.18

marks dataset (due to higher scene complexity and image resolution). MAST3R relative pose estimation takes 71 ms. MAST3R 2D-2D matching takes additional 42 ms, and PnP+RANSAC takes another 52 ms. As a result, our  $\text{GSLoc}_{\text{rel}}$  only adds 71 ms to the inference time of the pose estimator  $\mathcal{F}$  and our  $\text{GSLoc}$  adds less than 180 ms overhead. All time measurements are averaged over 1,000 runs. We compare the runtime and accuracy with other methods in Table 6. On the Cambridge Landmarks dataset, MCLoc requires an average of 2.4s per query with 80 iterations Trivigno et al. (2024). In contrast, our ACE +  $\text{GSLoc}$  with one-shot optimization only takes 0.18s per query. Therefore, in terms of efficiency and improvement, our  $\text{GSLoc}$  is better than MCLoc when using 3DGS as scene representation. Although  $\text{GSLoc}_{\text{rel}}$  is less accurate than  $\text{GSLoc}$ , it is more efficient.  $\text{GSLoc}_{\text{rel}}$  provides a feasible solution to APR pose refinement when time budget is important.

#### 4.4 ABLATION STUDY

In this section, we first demonstrate the rationale behind selecting MAST3R as the matcher  $\mathcal{M}$  in  $\text{GSLoc}$ . Subsequently, we show that ACT effectively reduces the domain gap between the query image and the rendered image, thereby enhancing the refinement accuracy.

**Different Matchers.** We compare three matching methods: LoFTR Sun et al. (2021), DUST3R, and MAST3R – within  $\text{GSLoc}$  on the 7Scenes dataset. For DUST3R and MAST3R, we resize all images to 512 pixels on their largest dimension. For LoFTR, we use the pre-trained model for indoor scenes and maintain the frames in the 7Scenes dataset at  $640 \times 480$ . As shown in Table 7, Marepo +  $\text{GSLoc}$  and ACE +  $\text{GSLoc}$  using MAST3R as  $\mathcal{M}$  achieve the highest improvement. Conversely, ACE +  $\text{GSLoc}$  using DUST3R does not yield any improvement. Marepo +  $\text{GSLoc}$  using DUST3R and Marepo/ACE +  $\text{GSLoc}$  using LoFTR shows lower improvement compared to MAST3R. These results validate our design choice of using MAST3R as the matcher  $\mathcal{M}$ .

**Affine Color Transformation.** To enhance the robustness of the 3DGS model in image rendering and to reduce the domain gap between the rendered image and the query image, we incorporated an ACT module into the Scaffold-GS model, as described in Section 3.1. Figure 5 illustrates the improvement in image rendering quality with the ACT module applied. The performance enhancement on  $\text{GSLoc}$  from ACT module is demonstrated in Table 8. On Cambridge Landmarks dataset, employing the ACT module in DFNet +  $\text{GSLoc}$  setup reduces average median translation and rotation error by 17.6% and by 13.6%, respectively.

#### 4.5 DISCUSSION

In this section, we provides additional insights and discussion of our design choices.

Table 7: Results of different matchers (LoFTR, DUS3R, and MAST3R) on the 7Scenes dataset.  $\text{GSLoc}^L$  denotes using LoFTR as the matcher  $\mathcal{M}$ ,  $\text{GSLoc}^D$  denotes using DUS3R as  $\mathcal{M}$ , and  $\text{GSLoc}^M$  denotes using MAST3R as  $\mathcal{M}$ . The table presents median translation and rotation errors ( $\text{cm}/^\circ$ ) of the different methods.

Methods	Marepo	+ $\text{GSLoc}^L$	+ $\text{GSLoc}^D$	+ $\text{GSLoc}^M$	ACE	+ $\text{GSLoc}^L$	+ $\text{GSLoc}^D$	+ $\text{GSLoc}^M$
Avg. $\downarrow$ [ $\text{cm}/^\circ$ ]	2.9/1.04	1.5/0.40	2.1/0.7	<b>0.9/0.28</b>	1.1/0.34	1.0/0.31	1.5/0.6	<b>0.8/0.25</b>



Figure 5: Benefit of the ACT module. A regular 3DGS model tends to render images based on the lighting conditions and the appearance of its training frames, as demonstrated by the synthetic view of Scaffold-GS in (b). However, in challenging visual localization datasets, such as ShopFacade in the Cambridge Landmarks, some query frames may have different exposures compared to the training frames. (c) Our proposed Scaffold-GS + ACT can adaptively adjust the exposure based on the query’s histogram.

**Replace Feature Descriptors.** Given that 3DGS can render high-quality synthetic images  $\hat{I}_r$  in real-time, we show that using a pre-trained 3D foundation model, MAST3R, can directly establish accurate 2D-2D correspondences  $C_{q,r}$  between  $I_q$  and  $\hat{I}_r$  with sim-to-real domain gap. As demonstrated in Section 4.2,  $\text{GSLoc}$  achieves significantly higher accuracy than NeRF-based refinement pipelines that rely on feature rendering. Direct RGB matching makes our framework more compact, reduces runtime, eliminates the need for training additional neural radiance features, and simplifies both deployment and usage.

**Efficient and Effective Pose Refinement.** As a pose estimator, DFNet provides less accurate predictions than Marepo and ACE, but NeFeS reports the best results over DFNet. To ensure a fair comparison with NeFeS, we present examples in Figure 6 illustrating that our  $\text{GSLoc}$  outperforms NeFeS in both efficiency and effectiveness. With only one-shot optimization, our  $\text{GSLoc}$  achieves higher accuracy than NeFeS with 50 optimization iterations when combined with DFNet on both the indoor 7Scenes and outdoor Cambridge Landmarks datasets. This superior performance is due to our method’s leverage of 3D geometry (depth rendering) of the representation, unlike previous NeRF-based refinement methods Chen et al. (2024a); Yen-Chen et al. (2021) that use only 2D feature/photometric information in an iterative process, rendering candidate poses and comparing them with the target image. Additional discussion can be found in the Appendix A.3.




Figure 6: A comparison between DFNet +  $\text{GSLoc}$  and DFNet + NeFeS<sub>50</sub>.

Table 8: Ablation study for ACT module on Cambridge Landmarks dataset. We report the median translation and rotation errors (cm/°).

Methods	Kings	Hospital	Shop	Church	Avg. ↓ [cm/°]
DFNet + GSLoc (w/o. ACT)	34/0.46	55/0.84	12/ <b>0.34</b>	34/0.72	34/0.59
DFNet + GSLoc (w. ACT)	<b>26/0.34</b>	<b>48/0.72</b>	10/0.36	<b>27/0.62</b>	<b>28/0.51</b>

## 5 CONCLUSION

We present GSLoc, a novel test-time camera pose refinement framework leveraging 3DGS for scene representation to improve the localization accuracy of state-of-the-art APR and SCR methods. GSLoc enables one-shot pose refinement using only a single RGB query and a coarse initial pose estimate from APR and SCR methods. Our approach outperforms existing NeRF-based optimization methods in both accuracy and runtime across various indoor and outdoor visual localization benchmarks, achieving new state-of-the-art accuracy on two indoor datasets. These results demonstrate the effectiveness and efficiency of our proposed framework.

## REFERENCES

- Relja Arandjelovic, Petr Gronat, Akihiko Torii, Tomas Pajdla, and Josef Sivic. Netvlad: Cnn architecture for weakly supervised place recognition. In *Proceedings of the IEEE conference on computer vision and pattern recognition*, pp. 5297–5307, 2016.
- Matteo Bortolon, Theodore Tsesmelis, Stuart James, Fabio Poiesi, and Alessio Del Bue. 6dgs: 6d pose estimation from a single image and a 3d gaussian splatting model. *arXiv preprint arXiv:2407.15484*, 2024.
- Eric Brachmann and Carsten Rother. Visual camera re-localization from rgb and rgb-d images using dsac. *IEEE transactions on pattern analysis and machine intelligence*, 44(9):5847–5865, 2021.
- Eric Brachmann, Alexander Krull, Sebastian Nowozin, Jamie Shotton, Frank Michel, Stefan Gumhold, and Carsten Rother. Dsac-differentiable ransac for camera localization. In *Proceedings of the IEEE conference on computer vision and pattern recognition*, pp. 6684–6692, 2017.
- Eric Brachmann, Martin Humenberger, Carsten Rother, and Torsten Sattler. On the limits of pseudo ground truth in visual camera re-localisation. In *Proceedings of the IEEE/CVF International Conference on Computer Vision*, pp. 6218–6228, 2021.
- Eric Brachmann, Tommaso Cavallari, and Victor Adrian Prisacariu. Accelerated coordinate encoding: Learning to relocalize in minutes using rgb and poses. In *Proceedings of the IEEE/CVF Conference on Computer Vision and Pattern Recognition*, pp. 5044–5053, 2023.
- Shuai Chen, Zirui Wang, and Victor Prisacariu. Direct-posenet: absolute pose regression with photometric consistency. In *2021 International Conference on 3D Vision (3DV)*, pp. 1175–1185. IEEE, 2021.
- Shuai Chen, Xinghui Li, Zirui Wang, and Victor A Prisacariu. Dfnet: Enhance absolute pose regression with direct feature matching. In *Computer Vision—ECCV 2022: 17th European Conference, Tel Aviv, Israel, October 23–27, 2022, Proceedings, Part X*, pp. 1–17. Springer, 2022.
- Shuai Chen, Yash Bhalgat, Xinghui Li, Jia-Wang Bian, Kejie Li, Zirui Wang, and Victor Adrian Prisacariu. Neural refinement for absolute pose regression with feature synthesis. In *Proceedings of the IEEE/CVF Conference on Computer Vision and Pattern Recognition*, pp. 20987–20996, 2024a.
- Shuai Chen, Tommaso Cavallari, Victor Adrian Prisacariu, and Eric Brachmann. Map-relative pose regression for visual re-localization. In *Proceedings of the IEEE/CVF Conference on Computer Vision and Pattern Recognition*, pp. 20665–20674, 2024b.

- Bowen Cheng, Ishan Misra, Alexander G Schwing, Alexander Kirillov, and Rohit Girdhar. Masked-attention mask transformer for universal image segmentation. In *Proceedings of the IEEE/CVF conference on computer vision and pattern recognition*, pp. 1290–1299, 2022.
- Mihai Dusmanu, Ignacio Rocco, Tomas Pajdla, Marc Pollefeys, Josef Sivic, Akihiko Torii, and Torsten Sattler. D2-net: A trainable cnn for joint description and detection of local features. In *Proceedings of the IEEE/CVF conference on computer vision and pattern recognition*, pp. 8092–8101, 2019.
- Martin A Fischler and Robert C Bolles. Random sample consensus: a paradigm for model fitting with applications to image analysis and automated cartography. *Communications of the ACM*, 24(6):381–395, 1981.
- Xiao-Shan Gao, Xiao-Rong Hou, Jianliang Tang, and Hang-Fei Cheng. Complete solution classification for the perspective-three-point problem. *IEEE transactions on pattern analysis and machine intelligence*, 25(8):930–943, 2003.
- Yixiao Ge, Haibo Wang, Feng Zhu, Rui Zhao, and Hongsheng Li. Self-supervising fine-grained region similarities for large-scale image localization. In *European Conference on Computer Vision*, 2020.
- Hugo Germain, Daniel DeTone, Geoffrey Pascoe, Tanner Schmidt, David Novotny, Richard Newcombe, Chris Sweeney, Richard Szeliski, and Vasileios Balntas. Feature query networks: Neural surface description for camera pose refinement. In *Proceedings of the IEEE/CVF Conference on Computer Vision and Pattern Recognition*, pp. 5071–5081, 2022.
- Ben Glocker, Shahram Izadi, Jamie Shotton, and Antonio Criminisi. Real-time rgb-d camera relocalization. In *2013 IEEE International Symposium on Mixed and Augmented Reality (ISMAR)*, pp. 173–179. IEEE, 2013.
- A. Gordo, J. Almazan, J. Revaud, and D. Larlus. End-to-end learning of deep visual representations for image retrieval. *IJCV*, 2017.
- Martin Humenberger, Yohann Cabon, Noé Pion, Philippe Weinzaepfel, Donghwan Lee, Nicolas Guérin, Torsten Sattler, and Gabriela Csurka. Investigating the role of image retrieval for visual localization: An exhaustive benchmark. *International Journal of Computer Vision*, 130(7):1811–1836, 2022.
- Alex Kendall and Roberto Cipolla. Modelling uncertainty in deep learning for camera relocalization. In *2016 IEEE international conference on Robotics and Automation (ICRA)*, pp. 4762–4769. IEEE, 2016.
- Alex Kendall and Roberto Cipolla. Geometric loss functions for camera pose regression with deep learning. In *Proceedings of the IEEE conference on computer vision and pattern recognition*, pp. 5974–5983, 2017.
- Alex Kendall, Matthew Grimes, and Roberto Cipolla. Posenet: A convolutional network for real-time 6-dof camera relocalization. In *Proceedings of the IEEE international conference on computer vision*, pp. 2938–2946, 2015.
- Bernhard Kerbl, Georgios Kopanas, Thomas Leimkühler, and George Drettakis. 3d gaussian splatting for real-time radiance field rendering. *ACM Trans. Graph.*, 42(4):139–1, 2023.
- Vincent Leroy, Yohann Cabon, and Jérôme Revaud. Grounding image matching in 3d with mast3r. *arXiv preprint arXiv:2406.09756*, 2024.
- Jingyu Lin, Jiaqi Gu, Bojian Wu, Lubin Fan, Renjie Chen, Ligang Liu, and Jieping Ye. Learning neural volumetric pose features for camera localization. *arXiv preprint arXiv:2403.12800*, 2024.
- Yunzhi Lin, Thomas Müller, Jonathan Tremblay, Bowen Wen, Stephen Tyree, Alex Evans, Patriocio A Vela, and Stan Birchfield. Parallel inversion of neural radiance fields for robust pose estimation. In *2023 IEEE International Conference on Robotics and Automation (ICRA)*, pp. 9377–9384. IEEE, 2023.

- Philipp Lindenberger, Paul-Edouard Sarlin, and Marc Pollefeys. Lightglue: Local feature matching at light speed. In *Proceedings of the IEEE/CVF International Conference on Computer Vision*, pp. 17627–17638, 2023.
- Changkun Liu, Shuai Chen, Yukun Zhao, Huajian Huang, Victor Prisacariu, and Tristan Braud. Hrapr: Apr-agnostic framework with uncertainty estimation and hierarchical refinement for camera relocalisation. In *2024 IEEE International Conference on Robotics and Automation (ICRA)*, pp. 8544–8550, 2024a. doi: 10.1109/ICRA57147.2024.10610903.
- Changkun Liu, Jianhao Jiao, Huajian Huang, Zhengyang Ma, Dimitrios Kanoulas, and Tristan Braud. Air-hloc: Adaptive retrieved images selection for efficient visual localisation, 2024b. URL <https://arxiv.org/abs/2403.18281>.
- Jianlin Liu, Qiang Nie, Yong Liu, and Chengjie Wang. Nerf-loc: Visual localization with conditional neural radiance field. In *2023 IEEE International Conference on Robotics and Automation (ICRA)*, pp. 9385–9392. IEEE, 2023.
- Tao Lu, Mulin Yu, Linning Xu, Yuanbo Xiangli, Limin Wang, Dahua Lin, and Bo Dai. Scaffold-gs: Structured 3d gaussians for view-adaptive rendering. In *Proceedings of the IEEE/CVF Conference on Computer Vision and Pattern Recognition*, pp. 20654–20664, 2024.
- Arthur Moreau, Nathan Piasco, Dzmitry Tsishkou, Bogdan Stanciulescu, and Arnaud de La Fortelle. Lens: Localization enhanced by nerf synthesis. In *Conference on Robot Learning*, pp. 1347–1356. PMLR, 2022.
- Arthur Moreau, Nathan Piasco, Moussab Bennehar, Dzmitry Tsishkou, Bogdan Stanciulescu, and Arnaud de La Fortelle. Crossfire: Camera relocalization on self-supervised features from an implicit representation. In *Proceedings of the IEEE/CVF International Conference on Computer Vision*, pp. 252–262, 2023.
- Hyeonwoo Noh, Andre Araujo, Jack Sim, Tobias Weyand, and Bohyung Han. Large-scale image retrieval with attentive deep local features. In *Proceedings of the IEEE international conference on computer vision*, pp. 3456–3465, 2017.
- Adam Paszke, Sam Gross, Francisco Massa, Adam Lerer, James Bradbury, Gregory Chanan, Trevor Killeen, Zeming Lin, Natalia Gimelshein, Luca Antiga, et al. Pytorch: An imperative style, high-performance deep learning library. *Advances in neural information processing systems*, 32, 2019.
- Jerome Revaud, Cesar De Souza, Martin Humenberger, and Philippe Weinzaepfel. R2d2: Reliable and repeatable detector and descriptor. *Advances in neural information processing systems*, 32, 2019.
- Paul-Edouard Sarlin, Cesar Cadena, Roland Siegwart, and Marcin Dymczyk. From coarse to fine: Robust hierarchical localization at large scale. In *Proceedings of the IEEE/CVF Conference on Computer Vision and Pattern Recognition*, pp. 12716–12725, 2019.
- Paul-Edouard Sarlin, Daniel DeTone, Tomasz Malisiewicz, and Andrew Rabinovich. Superglue: Learning feature matching with graph neural networks. In *Proceedings of the IEEE/CVF conference on computer vision and pattern recognition*, pp. 4938–4947, 2020.
- Paul-Edouard Sarlin, Mihai Dusmanu, Johannes L Schönberger, Pablo Speciale, Lukas Gruber, Viktor Larsson, Ondrej Miksik, and Marc Pollefeys. Lamar: Benchmarking localization and mapping for augmented reality. In *European Conference on Computer Vision*, pp. 686–704. Springer, 2022.
- Torsten Sattler, Bastian Leibe, and Leif Kobbelt. Efficient & effective prioritized matching for large-scale image-based localization. *IEEE transactions on pattern analysis and machine intelligence*, 39(9):1744–1756, 2016.
- Torsten Sattler, Qunjie Zhou, Marc Pollefeys, and Laura Leal-Taixe. Understanding the limitations of cnn-based absolute camera pose regression. In *Proceedings of the IEEE/CVF conference on computer vision and pattern recognition*, pp. 3302–3312, 2019.
- Johannes L Schonberger and Jan-Michael Frahm. Structure-from-motion revisited. In *Proceedings of the IEEE conference on computer vision and pattern recognition*, pp. 4104–4113, 2016.

- Yoli Shavit, Ron Ferens, and Yosi Keller. Learning multi-scene absolute pose regression with transformers. In *Proceedings of the IEEE/CVF International Conference on Computer Vision*, pp. 2733–2742, 2021.
- Jamie Shotton, Ben Glocker, Christopher Zach, Shahram Izadi, Antonio Criminisi, and Andrew Fitzgibbon. Scene coordinate regression forests for camera relocalization in rgb-d images. In *Proceedings of the IEEE conference on computer vision and pattern recognition*, pp. 2930–2937, 2013.
- Jiaming Sun, Zehong Shen, Yuang Wang, Hujun Bao, and Xiaowei Zhou. Loftr: Detector-free local feature matching with transformers. In *Proceedings of the IEEE/CVF conference on computer vision and pattern recognition*, pp. 8922–8931, 2021.
- Yuan Sun, Xuan Wang, Yunfan Zhang, Jie Zhang, Caigui Jiang, Yu Guo, and Fei Wang. icomma: Inverting 3d gaussians splatting for camera pose estimation via comparing and matching. *arXiv preprint arXiv:2312.09031*, 2023.
- Hajime Taira, Masatoshi Okutomi, Torsten Sattler, Mircea Cimpoi, Marc Pollefeys, Josef Sivic, Tomas Pajdla, and Akihiko Torii. Inloc: Indoor visual localization with dense matching and view synthesis. In *Proceedings of the IEEE Conference on Computer Vision and Pattern Recognition*, pp. 7199–7209, 2018.
- Akihiko Torii, Relja Arandjelovic, Josef Sivic, Masatoshi Okutomi, and Tomas Pajdla. 24/7 place recognition by view synthesis. In *Proceedings of the IEEE conference on computer vision and pattern recognition*, pp. 1808–1817, 2015.
- Gabriele Trivigno, Carlo Masone, Barbara Caputo, and Torsten Sattler. The unreasonable effectiveness of pre-trained features for camera pose refinement. In *Proceedings of the IEEE/CVF Conference on Computer Vision and Pattern Recognition*, pp. 12786–12798, 2024.
- Julien Valentin, Angela Dai, Matthias Nießner, Pushmeet Kohli, Philip Torr, Shahram Izadi, and Cem Keskin. Learning to navigate the energy landscape. In *2016 Fourth International Conference on 3D Vision (3DV)*, pp. 323–332. IEEE, 2016.
- Bing Wang, Changhao Chen, Chris Xiaoxuan Lu, Peijun Zhao, Niki Trigoni, and Andrew Markham. Atloc: Attention guided camera localization. *arXiv preprint arXiv:1909.03557*, 2019.
- Fangjinhua Wang, Xudong Jiang, Silvano Galliani, Christoph Vogel, and Marc Pollefeys. Glace: Global local accelerated coordinate encoding. In *Proceedings of the IEEE/CVF Conference on Computer Vision and Pattern Recognition*, pp. 21562–21571, 2024.
- Lin Yen-Chen, Pete Florence, Jonathan T Barron, Alberto Rodriguez, Phillip Isola, and Tsung-Yi Lin. inerf: Inverting neural radiance fields for pose estimation. In *2021 IEEE/RSJ International Conference on Intelligent Robots and Systems (IROS)*, pp. 1323–1330. IEEE, 2021.
- Boming Zhao, Luwei Yang, Mao Mao, Hujun Bao, and Zhaopeng Cui. Pnerfloc: Visual localization with point-based neural radiance fields. In *Proceedings of the AAAI Conference on Artificial Intelligence*, volume 38, pp. 7450–7459, 2024.
- Qunjie Zhou, Maxim Maximov, Or Litany, and Laura Leal-Taixé. The perfect match: Exploring nerf features for visual localization. *arXiv preprint arXiv:2403.09577*, 2024.

## A APPENDIX

### A.1 GT POSES DETAILS

In Section 4.2, we report evaluation results based on the SfM ground truth (GT) poses for the 7Scenes dataset, as these poses can render higher quality images Chen et al. (2024a). Since NeFeS Chen et al. (2024a) demonstrates the superior accuracy of SfM poses using NeRF as the scene representation, we provide a quantitative comparison in Table 9 and illustrative rendering examples of 3DGS in Figure 7. These results affirm that SfM poses are more accurate, leading to higher quality rendered images and depth maps when using 3DGS. We utilize pre-built COLMAP models from Brachmann et al. (2021) for 7Scenes and 12Scenes datasets, and the models from HLoc toolbox Sarlin et al. (2019) for the Cambridge landmarks dataset and 7scenes datasets. For the 7Scenes dataset, we enhance the accuracy of the sparse point cloud by utilizing dense depth maps provided by the dataset, combined with the HLoc toolbox and rendered depth maps Brachmann & Rother (2021).

Table 9: Quantitative comparison between the 3DGS models implemented in Section 4.1 trained by dSLAM GT poses and SfM GT poses. We report the average PSNR (dB) for the test frames in each scene. The best results are in bold (higher is better).

	dSLAM GT	SfM GT
Scenes	avg. PSNR $\uparrow$	avg. PSNR $\uparrow$
chess	19.6	<b>23.1</b>
fire	19.8	<b>21.2</b>
heads	18.4	<b>19.7</b>
office	19.4	<b>21.7</b>
pumpkin	20.3	<b>23.2</b>
redkitchen	18.5	<b>21.4</b>
stairs	19.7	<b>20.1</b>
avg.	19.4	<b>21.5</b>




Figure 7: Render performance example (dSLAM GT vs. SfM GT). The 3DGS model trained with SfM GT poses (b) renders superior geometric details compared to the dSLAM 3DGS (a) for the same query image, particularly in the chessboard and pieces area.

### A.2 SEMANTIC SEGMENTATION WHEN BUILDING 3DGS

To handle challenges in outdoor datasets, we apply temporal object filtering to filter out moving objects in the dynamic scene using an off-the-shelf method Cheng et al. (2022), leading to better accurate scene reconstruction quality and pixel-matching performance. We show examples of semantic segmentation in Figure 8 and its effect on novel view synthesis (NVS) results in Figure 9. This approach, together with ACT, allows our 3DGS models to provide more robust and better rendering results.



Figure 8: Example of masking on the ShopFacade scene. Top: original images; Bottom: corresponding semantic segmentation.

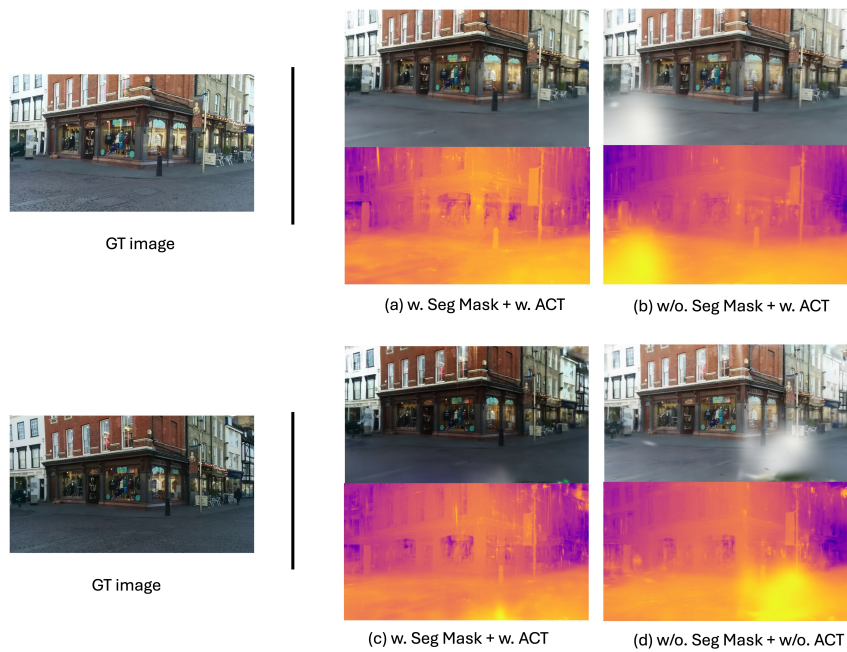


Figure 9: Rendering performance comparison. The 3DGS model trained with segmentation masks renders superior geometric details and fewer artifacts compared to the model trained without masks.



Figure 10: The image rendered from the pose estimator's predictions exhibits a greater overlapping region with the query image than the one retrieved by NetVLAD Arandjelovic et al. (2016).



### A.3 THE ADVANTAGES OF GSLOC OVER OTHER APPROACHES

**Advantages over render and comapre methods:** Methods Yen-Chen et al. (2021); Lin et al. (2023); Chen et al. (2024a); Sun et al. (2023); Trivigno et al. (2024) leverage only the geometric information of the representation for rendering but do not use it for 2D-3D matching. Consequently, they offer limited accuracy gains and are hindered by slow convergence and high computational costs due to iterative rendering. While NeFeS Chen et al. (2024a) reduces rendering time and cost by using feature maps and feature loss rather than photometric loss, its accuracy potential remains lower than methods employing 2D-3D matches from original RGB images due to the loss of information in feature maps.

**Advantages over structure-based methods:** Classical 3D structure-based methods, such as HLoc Dusmanu et al. (2019); Sarlin et al. (2019); Taira et al. (2018); Noh et al. (2017); Sattler et al. (2016); Sarlin et al. (2020); Lindenberger et al. (2023), estimate camera poses using a 3D SfM point cloud and a reference image database. HLoc requires storing a descriptor database and retrieving the top- $k$  most similar images for 2D-3D correspondences, typically requiring  $k=5$  to 40 images for robust localization Humenberger et al. (2022); Sarlin et al. (2022); Leroy et al. (2024). Our approach offers two key advantages: (1) While HLoc requires  $k$  matching operations, our GSLoc only requires one, and its single-shot pose optimization surpasses the accuracy of traditional HLoc. (2) For challenging queries, even the top-1 retrieved image may have limited overlap with the query Liu et al. (2024b). However, since GSLoc performs NVS based on APR and SCR predictions, the rendered images exhibit a greater overlapping region with the query, leading to more accurate matches. An example is provided in Figure 10. (3) Using 3DGS instead of sparse point clouds for scene representation enables the domain shift of the rendered image according to the query’s exposure through a learning approach, offering greater flexibility.

### A.4 SUPPLEMENTARY VISUALIZATION

To complement our quantitative analysis, we present additional results in Figure 11 that provide a qualitative perspective on pixel-wise alignment using NVS based on 3DGS across three datasets. A video is also included in the supplementary material.




Figure 11: Each subfigure is divided by a diagonal line, with the **bottom left** part rendered using the estimated/refined pose and the **top right** part displaying the ground truth image. Patches highlighting visual differences are emphasized with **green** insets for enhanced visibility.