

KeySpace: Public Key Infrastructure Considerations in Interplanetary Networks

Joshua Smailes
University of Oxford
joshua.smailes@cs.ox.ac.uk

Sebastian Köhler
University of Oxford
sebastian.kohler@cs.ox.ac.uk

Simon Birnbach
University of Oxford
simon.birnbach@cs.ox.ac.uk

Martin Strohmeier
armasuisse Science + Technology
martin.strohmeier@armasuisse.ch

Ivan Martinovic
University of Oxford
ivan.martinovic@cs.ox.ac.uk

Abstract—As satellite networks grow larger and begin to incorporate interplanetary communication, there is an increasing interest in the unsolved problem of how to approach PKI in these conditions. In this paper we explore the goals and requirements for implementing key management systems in satellite networks, focusing on megaconstellations and interplanetary networks. We design a set of standardized experiments which can be used to compare systems against one another for particular network topologies. Using these, we demonstrate that terrestrial PKI techniques are feasible in highly distributed interplanetary networks, showing that it is possible to configure PKI systems to achieve efficient low-latency connection establishment, and minimize the impact of attacks through effective revocations.

We evaluate this by building the Deep Space Network Simulator (DSNS), a novel network simulator aimed at efficient simulation of large space networks. We run simulations evaluating connection establishment and key revocation under a wide range of PKI configurations. Finally, we propose and evaluate two additional configuration options: OSCP Hybrid, and the use of relay nodes as a firewall. Together these minimize the extent of the network an attacker can reach with a compromised key, and reduce the attacker’s load on interplanetary relay links.

I. MOTIVATION

Due to the decreasing cost of launching and operating satellites, the number of satellites in orbit has grown dramatically in recent years, and is only set to increase with time. In particular, the availability of commodity components and rideshared launches have made it especially easy to launch CubeSats – these satellites have a small form factor and well-defined dimensions so that many satellites can fit on a single launch vehicle. As this trend continues, there will be a huge number of satellites around Earth in a wide range of orbits, as well as around other bodies in our solar system like the Moon and Mars, or in deeper space [1, 2]. This raises some interesting questions surrounding communication: how do we ensure communication with these satellites is possible (to relay data for telemetry, control, and normal operation), and how do we ensure this communication is secured via authentication or authenticated encryption?

Two main architectures for large-scale satellite communication are emerging: relay networks and federation. The first of these enables communication between nodes in a

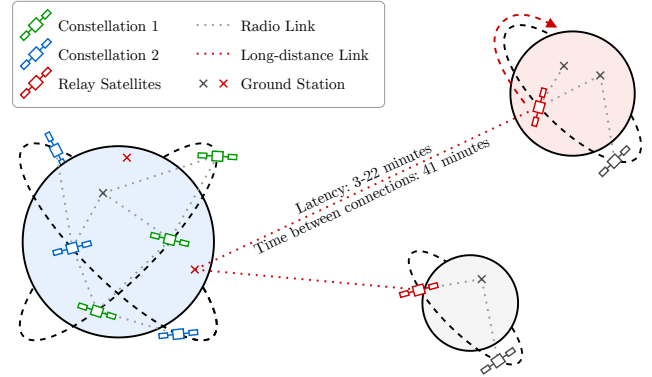


Fig. 1: Example of an interplanetary network of satellites and the communication between them. There is a federated constellation of satellites around Earth (left), and relays connect the network to the Moon/Mars (right). These links are high-latency and, due to satellite and planet movement, are not always available.

network by relaying traffic over a small number of high-bandwidth links. This has already seen significant use by organizations like NASA and ESA using their respective relay satellite systems [3, 4], with upcoming proposals like NASA’s LunaNet and ESA’s Moonlight set to provide additional relays around the moon for lunar communication [1, 5, 6]. Federated Satellite Systems (FSSs) provide additional communication redundancy by enabling satellites to communicate with one another over Inter-Satellite Links (ISLs) beyond the constraints of traditional operator boundaries. There has been some recent interest in this concept, with works showing that such a network is feasible and useful, and beginning to consider protocols for negotiating federations on-the-fly to share bandwidth or payloads [7–11]. Supporting both of these is the increased deployment of terrestrial communication systems, with projects like Amazon’s AWS Ground Station providing centralized control of satellites with broad coverage, using a network of ground-level antennas [12].

This results in a network topology that has a number

of sporadic, high-latency links (see Figure 1). The network naturally partitions itself based on these long-distance links, with each partition being (for the most part) connected. This type of network is therefore considered to be a Delay-Tolerant Network (DTN), an architecture which has been explored extensively in related works. In DTNs, key management is considered to be an unsolved problem [13] and is an active area of research, with the majority of research focusing on the unpredictable nature of the network, making use of techniques like gossip protocols and web of trust to provide probabilistic assurances of success despite the network’s unpredictable movement and connectivity [14–18].

However, although connectivity in satellite networks is intermittent, the entire network topology is predictable, including the movement of satellites and availability of links. This differentiates satellite networks from other types of DTNs; as a result the underlying assumptions of key management in DTNs break down. Data does not need to be routed probabilistically and can instead be optimally routed to its destination, even if the network topology changes in-transit. In contrast to current consensus, we thus hypothesize that we can apply existing terrestrial Public Key Infrastructure (PKI) concepts.

PKI is well-suited to future satellite networks, due to its built-in hierarchical nature (allowing operators to delegate authority while retaining centralized control) and effective mechanisms for verifying identity and validity. However, mechanisms for updating and revoking keys are centralized and rely upon distribution of revocation lists or low-latency communication with certificate authorities; for this reason they have been largely dismissed for use in DTNs, in which low-latency connections cannot always be guaranteed, and broadcasts are probabilistic [13, 19, 20].

Contributions: In this paper, we outline the goals and requirements for deploying and operating PKI in large satellite networks, with a particular focus on interplanetary networks with long-distance, intermittent relays. We construct a standardized set of experiments for comparing different key management systems to one another for a given network topology, looking in particular at the performance of connection establishment procedures, and the speed at which key revocations and updates can occur so that the damage caused by a compromised key can be minimized. We evaluate these through the use of simulations, building the Deep Space Network Simulator (DSNS): an extensible system for the realistic simulation of large networks of satellites. Through this analysis we demonstrate, for the first time, that commonly used terrestrial PKI protocols can be employed in satellite networks. We also establish configurations which optimize performance and security, and propose novel variations on these protocols which provide more effective revocations to protect remote segments more quickly.

II. BACKGROUND

In this section we outline key concepts used in this paper, including an overview of key management in DTNs and space systems.

a) Delay Tolerant Networks (DTNs): DTNs encompass a wide range of networks including mobile ad-hoc networks, wireless sensor networks, and networks in space [21]. These networks are characterized by their lack of persistent connectivity and unpredictable network topology. This requires changes to the network stack, particularly in routing: end-to-end routes cannot always be computed ahead of time, or even established in the first place, due to the structure of the network. Instead, standards like the Bundle Protocol (BP) are used [22]. This protocol encapsulates data in “bundles”, with each bundle containing data for one or more applications. These bundles are sent around the network in a store-and-forward manner, and can be sent over multiple paths to maximize the chances of reaching their destination.

Much like nodes in a DTN, satellites communicate with one another using radio or optical links. However, the crucial difference here is that connections between satellites can be predicted ahead of time nearly perfectly, since their movement is fixed. As a result, some of the design considerations involved in BP can be disregarded – instead of sending messages over multiple paths to maximize the chance it reaches its destination, we can compute the optimal route ahead of time. However, these networks can still make use of the store-and-forward aspects of BP’s message delivery. Sometimes referred to as the Interplanetary Internet (IPN), there also exists a body of work addressing routing and other aspects of networking under these particular constraints [23–25]. The Internet Society’s Interplanetary Chapter has also produced a report with recommendations for the architecture and governance of such a network. [26].

b) Public-Key Infrastructure (PKI): At a high level, a PKI attaches identities to public-private keypairs to secure communication in larger networks. This is usually achieved with certificates provided by Certificate Authorities (CAs), with a cryptographic signature asserting the legitimacy of a keypair. A network participant can thus check that a keypair is legitimate – all they need is the certificate for the keypair, signed by a trusted CA. A root CA typically delegates the ability to issue further certificates to other CAs, resulting in a signature chain. This system is near-universal in the terrestrial internet, using the X.509 standard [27].

If a key has been compromised or otherwise needs to exit circulation, a revocation is issued, stating that the certificate is no longer valid. Therefore, in order to trust a certificate the recipient must also verify that it has not been revoked. One way to achieve this is through Certificate Revocation Lists (CRLs): the CA periodically produces a list of revoked certificates, which can be broadcast or requested by users in the network. Alternatively, the Online Certificate Status Protocol (OCSP) may be used [28]. This protocol allows recipients to query CAs about the status of certificates when receiving a message, removing the requirement for large CRLs to be distributed. A variant known as “OCSP Stapling” requires senders to instead query the CA about their own certificates status and attach the response to the message, thus reducing the burden on recipients [29]. This places the burden of validating

a certificate on the node initiating communication, reducing the risk of denial-of-service attacks in which an attacker makes a large number of message requests. It also allows the message exchange with a CA to be performed ahead of time, allowing communication over long-distance links to occur as soon as a link becomes available.

However, in DTNs both CRLs and OCSP are largely dismissed as infeasible: CRLs are too bandwidth-intensive and OCSP requires constant low-latency access to CAs, which cannot always be guaranteed. Instead, DTNs often make use of gossip protocols for key distribution – in a decentralized network with unpredictable connectivity, nodes exchange information with their peers on key validity and revocations to ensure this information spreads as far as possible [16]. In this paper we demonstrate that these assumptions do not hold for all DTNs, and that the predictable links and network topology of space networks enables many terrestrial PKI concepts to be feasible. Furthermore, once the above arguments have been addressed it can be argued that PKI is ideal for space applications. The protocols scale particularly well to huge numbers of nodes, thus future proofing space networks as they continue to grow even larger.

c) Current Systems: Many satellite systems do not use PKI, opting instead to use pre-shared encryption keys. This is significantly simpler to deploy in systems consisting of only a single satellite, as the key can be loaded onto the satellite before launch, but does not provide perfect forward secrecy. It also presents additional risks in case keys are leaked (see the GK-2A weather satellite [30]), or if the key is broken or reverse engineered (see the COMS-1 meteorological satellite [31]). Some systems support over-the-air rekeying in this case, using more tightly controlled keys to authenticate the operation of replacing session keys [32, 33].

The majority of current satellite constellations are privately owned (e.g., Starlink), so less is known about their internal operation. The Iridium satellite constellation uses the GSM encryption algorithm with a pre-shared key stored in the SIM card [34], and has no mechanism for updating keys short of rewriting or replacing the SIM. The key management of the satellites themselves is not known.

III. RELATED WORK

Due to its wide range of applications, the issue of security in DTNs and satellite networks has been well-explored, both in scientific literature and in internet drafts and RFCs.

a) Internet Drafts: The most recent proposed standards for the Bundle Protocol include the BPsec security extensions [35, 36], which add options for integrity and confidentiality to secure BP communication. Notably, the BPsec standard does not recommend a specific method for key management; instead, “BPsec assumes that key management is handled as a separate part of network management” [36]. In contrast, in this paper we focus on the key management mechanism, assuming the underlying cryptosystem to be provided through the use of BPsec or a similar protocol.

Other drafts assess the problem of key management in DTNs and space networks. The authors of [37] recognize key management to be an important open issue in DTNs – this is expanded on in [13], which argues that the long delays and expected disruption in DTNs makes traditional PKI methods unsuitable due to their requirement of short-turnaround communication with CAs.

In [38], a basic set of high-level requirements is given for key management systems in DTNs; we draw particular attention to their note that systems must account for nodes with highly restricted connectivity, computation, or storage capacity. The authors of [39] also set out requirements for a PKI in DTNs, noting that the system must not rely on time-constrained queries to a central authority or have a single point of failure, and that revocations must be delay tolerant.

In [40], the Consultative Committee for Space Data Systems (CCSDS) give a high-level overview of many potential key management concepts in space DTNs. There is also an ongoing CCSDS project to design a cloud-based CA for satellite systems, to be used as a common route of trust particularly in shared systems [41]. Results from our simulations will help to inform this and other projects – this is discussed further in Section VIII.

In [42], the authors lay out five potential design patterns for PKI in DTNs, which we use as a basis for some of our simulations. The “request-response” pattern describes OCSP and OCSP Stapling, “publish with proxy subscribe” matches behavior seen in OCSP with Validators, and “blacklist broadcast” resembles CRLs.

b) Academic Works: Reference [17] provides a good overview of existing works looking at key management in DTNs. Some of these focus on space networks or are network-agnostic, but the majority look at less relevant applications of DTNs such as rural networks.

A number of works focus on security initialization or authenticated key exchange – that is, initiating a secure channel where one did not previously exist by exchanging or establishing keys [43]. We consider these to be out of scope of this paper, and focus on communication over (and updates within) an already established network.

The authors of [19] recognize that terrestrial protocols do not perform well in DTNs and smaller satellite networks, due to their reliance on constant connectivity and low latency communication. They also acknowledge that any key management system will need to account for the types of nodes and heterogeneity in the network. In this paper we provide a simulator that can be used to assess the differences between satellite networks, and set out guidelines that apply to satellite systems in general.

In [44] the authors focus on real-world assessments of various cryptosystems on embedded hardware. Additionally, they discuss the requirements of security protocols in federated satellite systems. They propose a high-level PKI-based protocol to guarantee confidentiality, integrity, and authenticity, and rely on a centralized authority to verify and distribute keys.

Some works such as [45] adapt PKI for use in satellite networks – their system is very similar to OCSP stapling systems discussed above, with nodes requesting an authentication pass from a CA ahead of communication. On the other hand, [20] argues that PKI is not suitable for use in DTNs, instead suggesting the use of Hierarchical Identity Based Cryptography (HIBC), in which keys are derived from public information about nodes, and a hierarchy of authorities manages keys. This is argued to be better than traditional PKI, as the public parameters do not need to be verified as frequently [46], at the cost of requiring additional secrets to be distributed out of channel. We argue that this is not necessary for satellite networks, as each network segment is sufficiently connected that it is always possible to query a trusted authority, provided there are sufficiently many distributed throughout the network. We demonstrate this using simulations in Section VII. HIBC also raises concerns about large-scale deployment; distributing secrets and maintaining identities out-of-channel becomes significantly more difficult as the number of users grows.

Reference [18] proposes a decentralized key management system by passing around chains of certificates, with nodes added to the chain when another node trusts it. This has the benefit of being fully decentralized, but has no mechanisms for key revocation or centralized/federated management.

Finally, some works extend existing PKI concepts to make them more suitable for use in DTNs. The authors of [47] and [48] build upon traditional CRLs, reducing the storage and complexity requirements by sending “delta CRLs” containing incremental updates and by using hash tables. In [49], the authors also extend PKI concepts, building a consensus protocol to remove the need for a single root CA, and testing a number of revocation methods including OCSP Stapling and Bloom filters. The authors of [50] recognize that a single centralized CA is not enough for PKI in DTNs, and propose the use of distributed CAs to ensure reachability. In [51] this concept is extended to “adaptive CAs”, in which any node can become a CA, and decisions are made dynamically.

c) Simulators: Some of these works are evaluated using simulators such as ns-3 [52], the ONE Simulator [53], and OMNeT++ [54]. However, these simulators each come with their downsides – ns-3 and OMNeT++ do not scale well to large numbers of nodes with lots of connections, and simulate the entire network stack, which is not necessary in many cases. The ONE Simulator is designed with DTNs in mind and is significantly more lightweight, but it is no longer maintained and does not natively support simulating satellite mobility, or the protocols we intend to evaluate. There also exists an extension to ns-3 for simulating satellite networks [55], but due to the limitations of ns-3 it does not support dynamic links based on proximity or other factors. It is therefore limited to a subset of the satellite network configurations we evaluate in this paper.

In evaluations of DTN protocols, it is standard to simulate nodes moving randomly around a space, connecting to nearby nodes (for example, [56]) – whilst this is sufficient for some

terrestrial DTNs, it does not capture the interesting mobility properties of a satellite network. In this paper we ensure our simulation system is designed such that constellation topology and connectivity can be simulated as realistically as possible. This allows us to perform a convincing real-world evaluation of key management in satellite systems, mirroring real-world deployments and proposals for future systems.

IV. THREAT MODEL

In this work we consider two main scenarios. The first of these is benign communication: nodes in the network wish to communicate with one another, which requires the validity of the sender’s certificate to be checked. This adds a time delay before communication can occur, which can be quite significant in satellite networks with long-distance links. This is a particular concern when communication occurs over a sporadic link between network segments; any time spent establishing the sender’s identity is time in which communication cannot occur, taking away from the total duration of the link’s uptime. We aim to minimize this time overhead, while also optimizing for latency and message loss due to timeout.

In the second scenario, an attacker compromises the key of a legitimate user on the network, aiming to use it for malicious operation or communication. There are a number of ways this could occur: compromising a satellite (e.g., by compromising telecommand authentication, taking control of a satellite via a compromised ground segment, or via a malicious hosted payload), intercepting improperly encrypted messages, compromising the supply chain, etc. We can expect that in a federated satellite network with many operators and users this is likely to happen occasionally due to the number of keys involved, so it is critical that revocations are handled as effectively as possible. The long distances between nodes in an interplanetary network and inherent speed-of-light limit means there may be no way to entirely prevent the attacker from doing damage; instead, our aim is to minimize the extent of the damage from the moment the attack is identified, and a revocation issued.

The segmentation of the network further partitions this attack scenario: we must consider what happens if the attacker is present in the network segment from which the revocation originates, or in a different network segment. In the latter case the attacker is likely to be able to communicate within their own segment of the network for a reasonable amount of time, since the revocation messages will take a long time to traverse the interplanetary links. Our main concern in this case is securing the attacker’s segment as early as possible, and ensuring their messages cannot spread to further segments.

V. FRAMEWORK DESIGN

In this section we establish the goals and requirements for key management in satellite networks, constructing from them a set of standardized experiments which can be used to compare protocols against one another. Rather than being specific to one network topology or configuration, these are instead designed to be high-level tests that can be used on

any network to compare different protocols side by side. This allows network operators to test protocols in the context of the specifics of their network, enabling well-informed decision making about which protocol and configuration to choose, balancing performance against security. In Section VI we design experiments using standard terrestrial PKI protocols on interplanetary satellite networks, proposing and testing improvements specific to the unique topology of these networks.

We state the following goals for PKI in satellite networks:

- **Low latency:** The latency of messages should be as close as possible to the shortest path between the two nodes. For many PKI systems this will not be a factor, but configurations which require messages to be sent via an authority node should be configured to minimize the additional distance traversed by the message.
- **Low establishment overhead:** Establishment overhead T_E is computed to be the time difference between sending a message from one node to another, compared to opening a connection between the two nodes (i.e., a full handshake). The long distances traversed by messages between planetary segments, combined with the short duration some relay links may be available, makes minimizing this figure crucial.
- **Fast revocation coverage:** In large satellite networks with many users, it is inevitable that keys will need to be updated and revoked. We consider the revocation coverage time $T_R(s)$ to be the time at which all of the nodes in segment s are protected due to the revocation information having propagated sufficiently far (e.g., to the relevant CA). There will be a necessary lower bound to this figure, but protocols and network configuration should be tweaked to optimize this figure.
- **Low attack penetration:** In cases where authentication data has been cached, we also evaluate the penetration of an attack $P(s)$ to be the proportion of nodes in segment s which accept an attacker's message sent at the same time as a revocation was issued. This must be minimized where relevant.

We also propose the following secondary goals, which are not required but may be desirable:

- **Distributed:** In order to achieve good performance across long distances, authority should be distributed throughout the network to enable querying without excessive latency. Later on we discuss the trade-off between centralized control and performance.
- **Intercompatible:** We argue that in order for interplanetary connectivity to be effective, protocols will need to work alongside existing internet infrastructure. Protocols may be designed to work seamlessly with existing internet PKI, or utilize a translation layer. Protocols should also be able to be made compatible with BPsec [36], which provides mechanisms to secure communication but leaves key management as an open question.

A. Scenarios

We construct two scenarios to evaluate the above goals: connection establishment, and key revocation.

1) *Connection Establishment:* In the first scenario two nodes want to communicate with one another, but must first establish a connection and verify the other's identity.

In order to eliminate the need for traffic modeling we consider the connection establishment process between every pair of communicating nodes in the network, giving a distribution of values for each metric. We focus on the following metrics:

- Dropped messages (%)
- Latency (s)
- Establishment overhead (s)
- Total hops

2) *Key Revocation:* In the second scenario we consider a key in use by a malicious actor. The key is revoked, and we aim to minimize the penetration of the attack beyond this point, and ensure the revocation propagates across the network as quickly as possible.

Coverage time $T_R(s)$ is assessed for each major network segment by finding the time at which the relevant CA has received the revocation message, adjusting to account for query time, and finding the time at which all nodes are covered. As a result, for certain segments the coverage time may be negative – if a revocation reaches the CA quickly, but it takes a long time for the attacker's message to reach that same CA (for instance, if there is a long-distance link between them), then nodes under that CA may be protected even from messages initialized before the revocation was started. Also note that in some cases such as OCSP Stapling the coverage will depend on the attacker's location and CA; in these cases, results are gathered for every possible attacker location and aggregated by segment. We also assess attack penetration $P(s)$ for cases where certificate validity information is cached, with a fixed attacker location chosen to be in an opposite orbital shell from the CA in segment s .

VI. EXPERIMENT DESIGN

We aim to evaluate the feasibility of terrestrial PKI techniques on interplanetary networks using the framework established above, by testing a range of these techniques on a number of different network topologies. In this section we outline the key management systems and network topologies tested, and establish any additional experimental variables and constraints. Finally, we present a new network simulator to execute these experiments.

A. Key Management Systems

In our experiments we evaluate a number of PKI systems based on the existing and proposed mechanisms discussed in Section III. In each case, nodes have a public/private keypair which is used to sign and encrypt messages. These keypairs are accompanied by a certificate – that is, a chain of signatures tracing back to a Certificate Authority (CA) vouching for its legitimacy. We specifically consider the following systems to verify a certificate's validity, ensuring it has not been revoked:

- **Certificate Revocation Lists (CRLs):** CAs each maintain a list of revoked certificates, and when a node needs to check the validity of a certificate it requests the CRL from its CA. Any certificates on this list are rejected, and others are accepted provided there is a trusted CA in the certificate chain. CRLs can be cached for a configurable amount of time – after this time has elapsed, the node will request a new CRL on the next message received. To reduce size, CRLs can be built using hash tables [48] or using delta CRLs [47].
- **CRL Broadcast:** Similar to the above, but CAs broadcast CRLs at regular intervals, instead of providing them on request.
- **Online Certificate Status Protocol (OCSP):** On receipt of a signed message, nodes send a message to their CA with a request for the certificate’s validity information. The response can be cached to reduce the latency of the validation of subsequent messages.
- **OCSP Stapling:** Similar to the above, CAs provide up-to-date validity information on certificates. However, in this case the node *sending* the message requests its CA for a signed message with validity information. This message is sent alongside (i.e., stapled to) the original message, reducing the burden on the recipient to validate certificates.
- **OCSP with Validators:** Proposed in [42], this method is similar to OCSP stapling, but messages are instead sent *via* a CA, which can staple the certificate validity to the message in-transit. This removes the need for a full handshake in certificate validation, and can significantly reduce latency if the CA is en route to the message destination. This shares some similarities with the proposed “Revocation in the Middle” technique, using middleboxes to provide revocation information [57].
- **OCSP Hybrid:** We propose a new system, combining and extending the above OCSP concepts. We note that in-transit OCSP validation increases congestion in a lot of cases by sending all traffic via the CA, but makes a lot of sense when traffic is traveling via a small set of relays anyway (e.g., traffic between Earth and Mars). We therefore propose a hybrid system in which standard OCSP Stapling is used for traffic within a segment, but any cross-segment traffic uses in-transit validation, with CAs located at the relays between network segments.

We evaluate each of these under a “centralized” model, with a single terrestrial CA, and a “distributed” model in which each segment has its own CA. In the distributed case, each CA is still authorized by a single root certificate, but revocations and validity checks can be handled locally to achieve lower latency.

In the revocation scenario, we also consider the case in which nodes have already cached certificate validity information for the compromised certificate – this enables us to see the difference in effect between the situation where attacker messages are accepted by default, and one in which up-to-date revocation information must be retrieved. It also enables

TABLE I: The number of nodes in each of the network topologies used in the experiments in this paper. Relays and multiple segments are separated by “+”.

Network	Earth		Moon		Mars		Relay
	Ground	Space	Ground	Space	Ground	Space	
Earth/Moon/Mars	256+3	66	12	8	12	66	2
Earth/Mars	256+3	66			12	66	1
Earth/Moon	256+3	66	12	8			1
Iridium	256	66					
Starlink	256	1584					
CubeSat	256	121					
LEO/LEO	256	66+1584					
LEO/MEO	256	66+13					
LEO/GEO	256	66+3					
LEO/MEO/GEO	256	66+13+3					

us to consider an alternative PKI configuration; in OCSP we have the option of subscribing nodes to updates, with CAs remembering which nodes have been sent certificate validity information and passing on certificate updates to the relevant nodes. This allows revocations to take place more quickly without requiring broadcasts across the whole network.¹

Finally, we propose and evaluate a new technique: making use of the interplanetary relay nodes as a firewall. We note that in interplanetary networks all cross-segment traffic must travel via relays, which provides an excellent opportunity to remove messages from revoked keys before they reach their destination. This can significantly reduce load on the relay links since attackers’ messages are dropped much sooner, and may also bring earlier revocation coverage, reducing the number of nodes reachable by an attacker with a revoked key.

B. Network Topologies

We want to ensure our experiments remain as true to real-world networks as possible, so we have based our network topologies on currently deployed constellations, proposed future systems, and plausible extensions of existing systems. Table I gives some information about each of the scenarios.

a) *Earth/Moon/Mars:* For the majority of this work, we focus on a representative network with communication between Earth, the Moon, and Mars. We have designed this network to match existing proposals for future interplanetary networks, such as NASA’s “LunaNet” proposal, in which relays enable communication between nodes on/orbiting Earth and the Moon [1].

This network contains the Iridium constellation of satellites (66 total), and 256 ground stations randomly placed on Earth’s land surface, further described in Appendix A.² Mars has a further 66 satellites and 12 ground stations, and the Moon has 8 satellites and 12 ground stations. For relaying data between the segments, Earth uses NASA’s Deep Space Network (DSN), which has 3 ground stations spaced out to provide a good view

¹This option can be used for each OCSP configuration except OCSP Stapling – the CA does not know where the certificate status will be sent, so it cannot subscribe the recipient to updates.

²We take each ground station to have a minimum elevation angle of 8.2°, matching Iridium specifications [58]. We also assume ground stations are not connected to each other by any terrestrial network, using only the satellites to communicate with one another.

in all directions – while this exact network may not be used for all future interplanetary communication, we can be confident that a similarly powerful network of ground stations could be used.³ The Moon and Mars have a single relay satellite each, with orbital periods of approximately 3.3 hours and 2.5 hours respectively.⁴ These shorter orbits were picked to ensure each experiment includes times in which the segment is disconnected. The relay satellites can connect to Earth’s DSN nodes and to the satellites in their segment. Although it would be possible to enable near-constant communication by adding a large number of relay satellites, in this work we are particularly interested in ensuring interplanetary communication systems do not break down when connectivity between segments is interrupted. Furthermore, there are some unavoidable interruptions – for instance, every 26 months the line of sight between Earth and Mars is blocked for 2 weeks by the Sun [25].

We evaluate this network topology with 4 different starting configurations, changing the experiment start time to ensure we cover every possible state of the relay links at the start of the experiment. In cases where the PKI system is not centralized, we also repeat the revocation experiments, changing the network segment from which the revocation originates.

b) Earth Constellations: We evaluate single-constellation networks as a control, to compare the properties of well-connected networks against interplanetary networks. We take two LEO constellations at different scales: the Iridium constellation with 66 satellites, and Starlink’s first orbital shell, with 1 584 satellites [60].⁵ Satellites are once again connected to 256 ground stations.

c) Federation of CubeSats: We next design a federated satellite network based on the 121 CubeSats currently in orbit, connected to 256 ground stations.⁶ Each CubeSat is equipped with an ISL with a maximum range of 2 500 km, using technologies based on Opportunistic Space-Division Multiple Access (OSDMA) and beamforming to connect to multiple neighbors at once [61]. This forms a constantly changing mesh in which not all nodes are always reachable, providing an interesting challenge for PKI. Although the majority of currently deployed CubeSats are not yet equipped with ISLs, this gives a good idea of what future Federated Satellite Systems might look like. Key management is of particular importance in this scenario – to enable such a large number of independently operated satellites to talk securely to each other, it is crucial that keys and certificates are properly handled.

d) Federation of Constellations: Finally, we consider a network composed of existing constellations talking to one another. Unlike the CubeSat constellation discussed above,

composed almost exclusively of satellites in LEO, this allows us to form a multi-layer satellite network, with satellites in LEO, MEO, and/or GEO. This has been proposed as a solution to increase coverage, reliability, and performance in satellite networks [62]. We can see this architecture in a single-operator setting with networks like Starlink planning to add additional layers of satellites in orbits of higher inclinations, to provide connectivity at higher latitudes [60]. Although MEO and GEO constellations tend to provide good global coverage by themselves, connecting via LEO satellites can reduce the requirement for ground terminals to have more powerful transmitters – indeed, LEO has been recently explored as an option to expand cellular and 5G connectivity [63–65].

We consider the following networks in this paper as case studies for federated networks in general:

- **LEO/LEO:** Two constellations in LEO communicating with one another to provide shorter traffic paths and better coverage. In this paper we consider the Iridium and Starlink constellations talking to one another.
- **LEO/MEO:** A constellation in MEO can provide much more consistent coverage than LEO, with a small number of high-bandwidth satellites providing wide area coverage. The LEO satellites pick up the slack by providing coverage of areas further from the equator and lower latency connections, at the cost of a greater hop count. We consider Iridium working alongside the O3b mPOWER MEO constellation (operated by SES, in mid-deployment as of 2024) consisting of 13 satellites at an altitude of 8 000 km [66, 67].
- **LEO/GEO:** GEO satellites provide even wider coverage than MEO, at the cost of much higher latency. We consider Iridium connecting to the Viasat-3 GEO satellites, consisting of 3 satellites spaced out to provide global coverage.
- **LEO/MEO/GEO:** Iridium, mPOWER, and Viasat-3 all working together.

In each of these cases the satellites can connect to the ground directly, with additional inter-layer links to provide connectivity between each layer.

C. Routing

Routing in DTNs and satellite networks is a difficult problem, and has been explored extensively in recent literature [68–70]. Its particular difficulties stem from the constantly changing network topologies and many-hop paths, requiring a routing algorithm that can react to changes more rapidly than update messages can traverse the network, and compute routes without taking excessive processing power. To reduce processing power requirements along the message path, “source routing” is commonly used, in which routes are computed at the source then simply forwarded along the computed path.

In some cases the network topology makes it easier to route traffic – the interplanetary networks evaluated in this paper make use of a small number of relays to connect segments to one another. As a result, traffic only needs to be routed within each segment, and messages bound for another planet simply

³Data on the location of each DSN ground station, and the minimum elevation of the antennas (10.5°), is taken from [59]. We also assume each DSN station can communicate with Earth’s satellites so it can act as a relay.

⁴The Moon relay has an orbital period of 11 941 s and the Mars relay has an orbital period of 8 829 s.

⁵Unlike Iridium, Starlink antennas have a minimum elevation of 25° [60].

⁶CubeSat positions are derived from Two-Line Element sets provided by Celestrak on 2024-03-26 and propagated from a starting point at 2023-03-26T00:00:00Z. Up-to-date TLEs may be used, but results will not be identical.

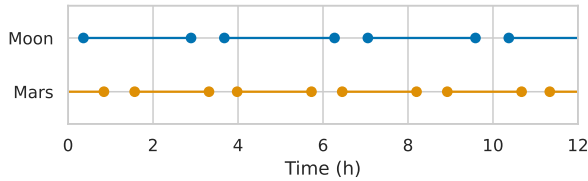


Fig. 2: State of the relays from Earth to the Moon and Mars over time. Gaps indicate that the link is not available.

need to route to the relay, which can handle routing for the remainder of the journey.

In this paper we do not employ any particular routing algorithm, considering this to be beyond the scope of this work. To prevent results from being affected by a particular choice of routing algorithm or strategy, we assume all nodes have access to optimal routing information at all times, providing results similar to source routing. This is trivial to implement for best-effort routing (at the cost of computational power), but additional complexity is introduced by the store-and-forward strategy employed by our networks: the routing must look forward to the future state of the network to determine whether a message needs to be stored. This can be implemented by precomputing the state a fixed number of timesteps ahead.

D. Traffic Modeling

As discussed in Section V, we do not rely upon randomized traffic modeling, instead considering pairwise communication between every pair of non-relay nodes in the network. This provides us with a distribution for each performance metric, which can be further partitioned into network segments, enabling a comprehensive analysis of the network’s performance under each PKI configuration.

E. Simulator

To run these experiments, a network simulator is required – such a simulator must be able to handle arbitrary satellite constellations and interplanetary networks, scale to large numbers of nodes, and be easily extensible to support new protocols. We found in Section III that existing simulators were not suitable due to inefficiency, lack of support for the network configurations tested, and computational inefficiency. We therefore present the Deep Space Network Simulator (DSNS): a new simulator for satellite networks with the required features for our experimental framework. Unlike existing network simulators, DSNS can more easily scale to large numbers of nodes with arbitrary connections between them, due to its computational requirements governed only by the number of events generated by the simulation. DSNS is easily extensible to new protocols, layers of the network stack, and network topologies – we were thus only required to implement the components of the network stack necessary for these experiments. This enables us to run realistic simulations without the overhead of running the entire network stack, and makes it easy to switch between different protocols and configurations without requiring the entire simulation to be

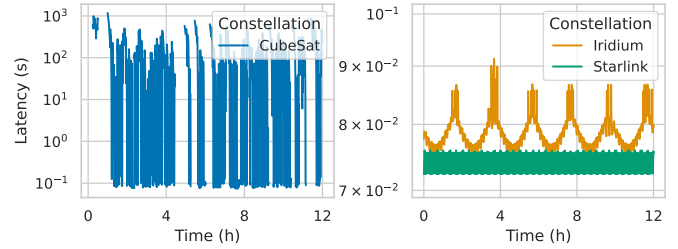


Fig. 3: Latency of messages between ground stations on opposite sides of the globe for non-federated terrestrial networks.

rewritten. DSNS is also written in a modular format, allowing components and protocols to be added and removed as desired. This enables new functionality to be added without requiring a deep understanding of the rest of the system. The modularity of DSNS also enables new functionality to be added without requiring a deep understanding of the rest of the system. On publication, the source code to DSNS will be made freely and openly available to aid future research.

VII. RESULTS

In this section we evaluate the simulations and experiments designed in the previous sections.

A. Connectivity

Before looking at properties of the PKI systems, we must first understand the network topologies themselves. We are particularly interested in how the number of distinct partitions of the network change over time, as relays connect and disconnect. This is visualized in Figure 2: when the relays are up, the network joins into a single segment (although there is still high latency between planets), and as the relays periodically pass behind the planet and become unavailable, the network is split into multiple segments.

We can also observe the latency of the network as it changes over time, depicted in Figure 3 for data traveling between two ground stations on opposite sides of the globe. From this we can already observe clear differences caused by the different network topologies: due to the smaller number of satellites in Iridium’s network there is a higher variation in latency, and the pattern repeats more slowly due to the slower-moving satellites. The first orbital shell of Starlink offers a relatively tight latency range, since it has many more satellites in low orbits – although as a result, data must travel over significantly more hops to reach its destination.⁷ We also notice in Section VII-B that this constellation struggles to connect to ground stations in higher latitudes due to the satellites’ orbits, requiring additional orbital shells or federation with other constellations to provide full connectivity. The CubeSat network also struggles; with only 121 satellites in the constellation, moving in their own orbits rather than a

⁷It is important to note that these are best-case results, in which all signals travel at the speed of light and message forwarding does not incur any additional time cost.

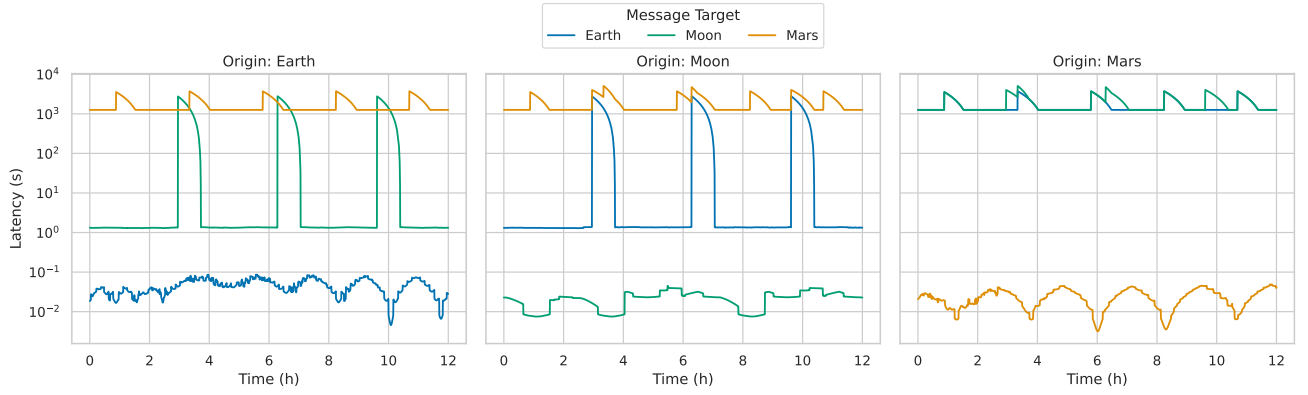


Fig. 4: Latency over time for an Earth/Moon/Mars interplanetary network passing messages between nodes in each segment. Latency is plotted on a log-scale.

TABLE II: Cost of establishing a new connection under each constellation topology. Standard OCSF is used in each case, with a single centralized CA.

Constellation	Dropped (%)	Latency (s)				Establishment Overhead (s)			Hops			
		Min	Max	Mean	Std	Max	Mean	Std	Min	Max	Mean	Std
CubeSat	32.97	130.0	599.0	162.7	79.34	592.0	101.3	83.89	2	79	29.44	14.72
Iridium	0.000	0.009542	1.201	0.1483	0.09414	0.1702	0.1001	0.03613	2	28	15.93	4.000
Starlink	24.16	0.004351	229.1	4.148	22.19	1.115	0.09849	0.1181	2	179	54.98	30.26
LEO/LEO	0.000	0.004351	1.200	0.1572	0.1969	1.113	0.09043	0.08545	2	177	40.38	27.65
LEO/MEO	0.000	0.009542	1.201	0.1482	0.09361	0.1702	0.1001	0.03613	2	28	15.89	3.966
LEO/GEO	0.000	0.009542	1.201	0.1483	0.09414	0.1702	0.1001	0.03613	2	28	15.93	4.000
LEO/MEO/GEO	0.000	0.009542	1.201	0.1482	0.09361	0.1702	0.1001	0.03613	2	28	15.89	3.966
Earth/Moon/Mars	8.368	0.005875	3 729	57.51	267.4	1 298	0.8267	27.10	2	49	16.76	5.039

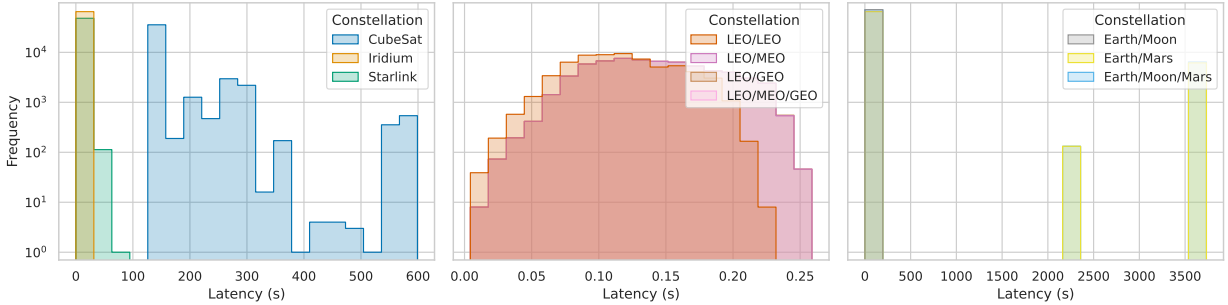


Fig. 5: Distribution of latencies when establishing a new connection under each constellation topology, using standard OCSF with a single centralized CA.

coordinated Walker constellation, there is insufficient coverage to provide consistent low-latency routing across the globe. However, high-latency connectivity is still possible, and it is likely that latency could be brought down with the addition of more satellites, or some relay satellites in MEO or GEO.

The federated networks of LEO, MEO, and/or GEO perform very similarly to their unfederated counterparts, with almost identical latencies. This is because long-distance messages will preferentially travel over the LEO satellites, particularly when there is no fixed cost for each hop taken. In Section VII we see how LEO/LEO federation between Iridium and Starlink can reduce latency and the time overhead of connection establishment, compared to either constellation by itself.

Finally, we look at the Earth/Moon/Mars interplanetary network in Figure 4, measuring the time taken for a message

in each segment to reach an Earth-based ground station. We see some interesting properties here – the Moon and Mars networks are periodically cut off from the rest of the network, resulting in spikes in latency. The latency of connections to the Moon and Mars is relatively consistent (as the small variations are dominated by the long-distance link), whereas connections from an Earth satellite are subject to significant variation as the satellite orbits the Earth. This also reinforces the importance of minimizing the number of unnecessary interplanetary messages in a connection handshake – each message sent between the Earth and Mars incurs a significant penalty (in this case, over 1 000 s).

TABLE III: Full results for the connection establishment scenario on the terrestrial and federated constellations, for each PKI configuration tested.

Configuration			Dropped (%)	Latency (s)				Establishment Overhead (s)			Hops			
Distributed	PKI	Variant		Min	Max	Mean	Std	Max	Mean	Std	Min	Max	Mean	Std
	OCSP	–	8.368	0.005875	3 729	57.51	267.4	1 298	0.8267	27.10	2	49	16.76	5.039
	OCSP	Stapling	8.364	0.005875	3 729	57.60	267.8	2 530	14.79	137.1	2	51	16.82	5.030
	OCSP	Validator	3.030	0.005875	4 989	196.5	684.3	1 273	3.490	65.41	2	48	17.76	5.434
	CRL	–	0.000	0.005875	4 989	344.3	1 022	4 989	59.35	301.6	2	53	18.01	6.603
	CRL	Broadcast	0.000	0.005258	3 985	284.9	855.9	0.000	0.000	0.000	2	24	6.047	2.999
✓	OCSP	–	5.618	0.005875	3 985	101.1	401.4	15.12	0.1518	0.7200	2	35	16.18	4.278
✓	OCSP	Stapling	5.618	0.005875	3 985	101.1	401.4	230.1	0.3773	6.932	2	36	16.30	4.242
✓	OCSP	Validator	5.618	0.005875	3 985	101.0	401.4	230.0	0.2452	6.763	2	36	16.57	4.141
✓	OCSP	Hybrid	2.809	0.005875	3 985	196.1	682.4	253.7	0.5687	10.02	2	41	16.04	4.151
✓	CRL	–	15.09	0.005876	6 248	37.88	387.9	2 519	9.803	155.9	6	51	16.22	4.321
✓	CRL	Broadcast	15.08	0.005258	3 985	28.71	283.8	0.000	0.000	0.000	2	32	10.69	2.743

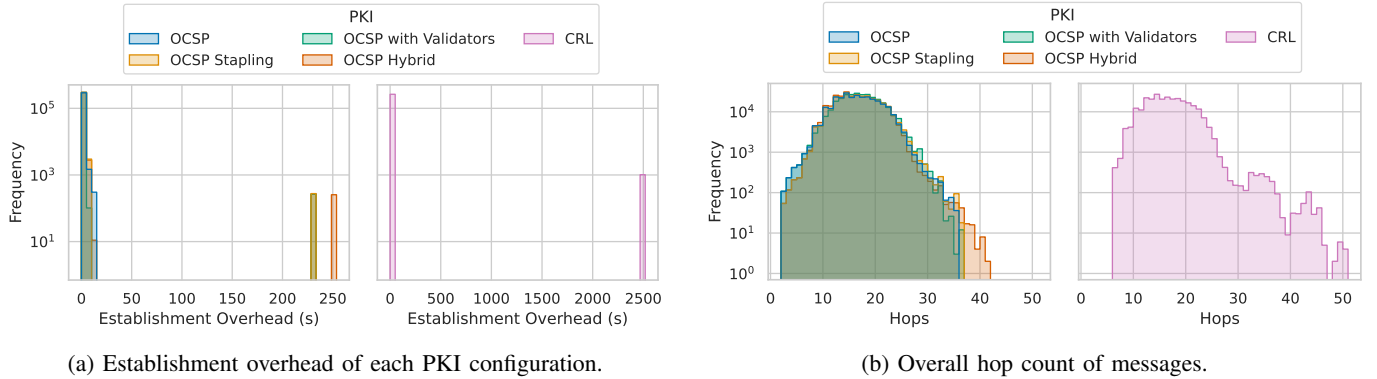


Fig. 6: Cost of initiating a connection in the Earth/Moon/Mars network, with a distributed CA in each network segment.

B. Connection Establishment

First we look at the cost of establishing a new connection under each configuration. To cover every possible configuration, we ran 202 simulations, aggregating the results into useful insights.⁸

Table II shows the latency, establishment overhead, and number of hops required to initiate communication under each network topology when using the OCSP protocol under its default configuration. We can also see the distribution of latencies in Figure 5. From these we gain some interesting insights about the effectiveness of various constellations. We can see that the CubeSat network has high latency, and struggles to route all messages – this is likely due to the satellites’ limited and patchy coverage. If simulations run for long enough it will likely eventually route messages, so such a network may be suitable for certain use cases, but making calls back to a centralized CA will incur significant latency costs. We can also see that Starlink achieves very low latencies on many messages but struggles to route some in a timely manner, due to the Phase 1 satellites struggling to reach ground stations at higher latitudes. This is mitigated in the LEO/LEO network, which can make use of Iridium to expand coverage – this federated network performs better than either constellation acting by itself, reducing the overhead

of connection establishment. However, the other federated networks do not make significant use of the higher layer satellites, so the results are almost identical to Iridium acting alone. We also see that the interplanetary network performs significantly worse, with a very high time overhead and a large number of messages dropped. This is due to each message requiring a handshake with an Earth-based CA, even those received by nodes on other planets – this can be mitigated by distributing CAs throughout the network.

Next, we compare the different PKI configurations, focusing on the Earth/Moon/Mars network. We can see these summarized in Table III. We note that in the centralized configuration, latency and establishment overhead are both so great as to be unusable, and the OCSP configurations have a significant rate of message loss due to the timeout of certificate status messages. CRLs have low message loss but latency remains high. Figure 6 shows the cost of connection establishment when CAs are distributed across the network – establishment overhead is significantly reduced, enabling communication for far more nodes in the network. However, we can see that some messages still end up getting dropped due to connection timeout or unreachable CAs.

The “OCSP Hybrid” configuration, proposed in this paper, uses OCSP Stapling for traffic within a network segment and in-transit validation for communication across segments. This minimizes message loss while keeping establishment overhead to a minimum, and keeping latency to a reasonable level – the

⁸The full statistics for each simulation can be found at [deep-space-network-simulator.github.io](https://github.com/deep-space-network-simulator).

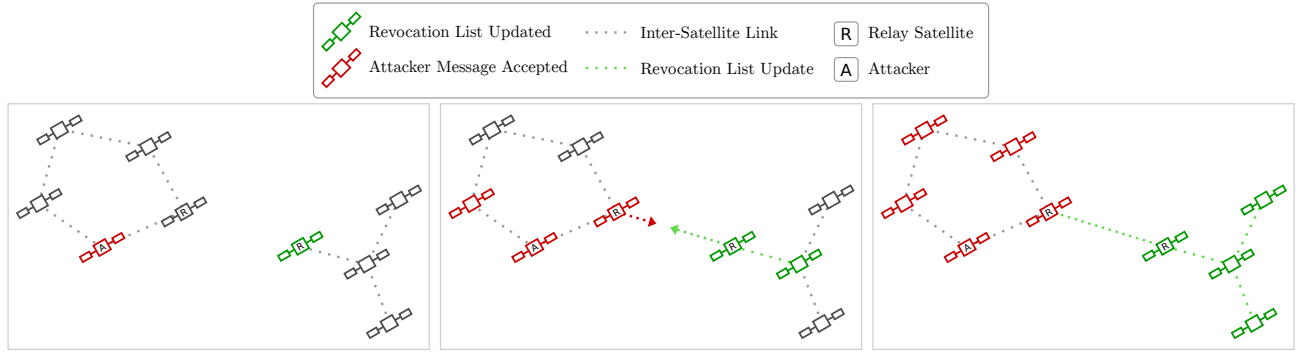


Fig. 7: Example of the race between attacker and CA, when an attack and revocation originate in different network segments.

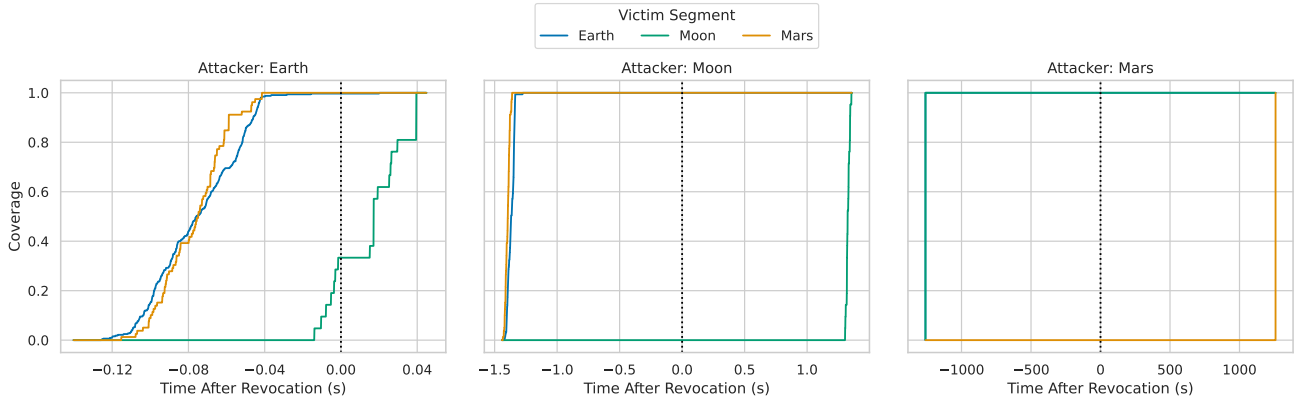


Fig. 8: Coverage over time for a revocation, relative to the time at which the revocation was issued. Revocation originates from an Earth-based CA, under the base OCSP configuration with distributed CAs.

mean latency is increased, but this is caused by the reduced message drop rate, as high-latency messages which would have previously been dropped are now being successfully delivered.

When using a distributed CRL-based system a large number of messages also get dropped, due to nodes requesting CRLs from CAs in other segments. This additional cross-segment communication takes long enough that some messages are dropped. This may be mitigated by only requesting CRLs from the local CA, although this requires additional trust that CAs can coordinate with one another.

Finally, we discuss the differences between CRL-based systems and OCSP. Using CRLs can reduce the number of messages sent – although the statistics may appear quite similar to OCSP, it is important to remember that the establishment exchange only needs to be done for the *first* message sent within the CRL’s expiry window, rather than being required for every new node initiating communication. Any subsequent messages do not require a CRL to be requested, as it is already cached. This can significantly lower the number of messages sent, at the cost of security – if a CRL is cached, then messages using a key revoked since the last CRL was sent will be accepted, until the next CRL is sent. Additionally, although the number of messages is lower, each CRL will be much larger than a single OCSP message as it contains the full list

of revoked certificates. This may be mitigated through the use of techniques like “delta CRLs” to reduce the size of each message [47], although these risk opening up further threats through attackers blocking specific portions of the CRL from being delivered.

C. Key Revocation

For this scenario, we focus on the Earth/Moon, Earth/Mars, and Earth/Moon/Mars networks, with Iridium as a reference terrestrial satellite network. We ran 1044 simulations with different configurations, discussing the most interesting results in this paper.⁹

Figure 7 illustrates the race between an attacker’s message and a revocation – when the two are located in different segments, the attacker’s segment takes a long time to be covered due to the long distances involved, but other segments may be protected significantly earlier. We can see this reflected in the results in Figure 8.¹⁰ We see that when the attacker and revocation are based in the same segment, the time taken to cover nodes largely depends upon each node’s proximity to a CA, with fast overall revocation coverage but some

⁹The full results are provided at [deep-space-network-simulator.github.io](https://github.com/deep-space-network-simulator).

¹⁰Note that in these results, a negative coverage time means the node will be protected from messages created before the revocation, since the revocation will reach the CA before the attacker’s message.

TABLE IV: Coverage results (time taken for revocation to reach all nodes) for simulations on the Iridium constellation, grouped by attacker location and CA from which the revocation originates.

Configuration		Attacker Segment	Coverage Time (s)	
PKI	Variant		Earth Origin	Space Origin
CRL	–	Ground	0.02236	0.004453
CRL	–	Space	0.01338	0.0008970
CRL	Broadcast	Ground	0.06511	0.08838
CRL	Broadcast	Space	0.07358	0.09156
OCSP	–	Ground	0.02236	0.004453
OCSP	–	Space	0.01338	0.0008970
OCSP	Stapling	Ground	0.02233	0.004423
OCSP	Stapling	Space	0.01334	–0.04131
OCSP	Validator	Ground	0.02233	0.004423
OCSP	Validator	Space	0.01334	–0.04131

nodes being covered later than others. Our goal is therefore to optimize the PKI configuration to provide coverage in each case as early as possible, minimizing damage within the speed-of-light constraints inherent to long-distance communication.

We can see aggregated coverage information for a wider range of configurations in Tables IV (Iridium) and V (Earth/Moon/Mars). The coverage time in these tables is given as the time after which all nodes in the segment are protected by the revocation. We can immediately see a significant difference between the cases where the attack originates from the same segment as the revocation, and when it originates from a different segment – in the latter case it takes significantly longer for the segments to be covered. This is because the revocation does not always have time to propagate to the segment in which the attacker is present, and must instead race the attacker’s messages to the victim/CA.

The overall coverage statistics are quite similar between configurations, but there are some differences – the base OCSP and CRL configurations perform better in some cases, and OCSP Hybrid provides improvements over the Stapling and Validator configurations.

We have already established that for interplanetary networks a single centralized CA is not feasible due to high latency. Therefore, we do not include the centralized configurations in this analysis, although they are still present in the full dataset. In many of the centralized cases all the attacker’s messages can be rejected, but the latency overhead for legitimate communication is too high to be useful.

Similarly, we focus on the best-case scenario for the attacker, in which the nodes already have the attacker’s certificate status cached, so nodes will not immediately request up-to-date revocation information from the CA. The results for when caching is not used can be found in the full dataset.

1) *Subscribe*: Having noted that a large number of messages get accepted in cases where the attack and revocation originate from different segments of the network, we evaluate some potential methods of mitigating this threat. One such method requires OCSP CAs to register subscriptions for nodes that request a certificate status, forwarding any updates or

TABLE V: Results (time taken for revocation to cover all nodes) for simulations on the Earth/Moon/Mars constellation with a distributed CA. Attacker is in the Earth segment, results are grouped by revocation origin and victim segment.

Configuration			Coverage Time (s)		
PKI	Variant	Revocation	Earth	Moon	Mars
OCSP	–	Earth	0.01617	3.947	4.835
OCSP	–	Moon	1 003	–997.5	682.9
OCSP	–	Mars	2 474	1 840	–2 467
OCSP	Stapling	Earth	0.01379	2.242	0.2759
OCSP	Stapling	Moon	1 003	1 003	1 003
OCSP	Stapling	Mars	2 474	2 474	2 475
OCSP	Validator	Earth	0.01379	2.242	0.2759
OCSP	Validator	Moon	1 003	1 003	1 003
OCSP	Validator	Mars	2 474	2 474	2 475
OCSP	Hybrid	Earth	0.01379	2.242	0.2729
OCSP	Hybrid	Moon	1 003	996.1	1 002
OCSP	Hybrid	Mars	2 474	2 472	1 322
CRL	–	Earth	0.01617	3.787	3.918
CRL	–	Moon	1 003	–998.8	682.1
CRL	–	Mars	2 474	1 840	–2 471
CRL	Broadcast	Earth	0.08711	3.787	3.775
CRL	Broadcast	Moon	1 003	–350.4	1 005
CRL	Broadcast	Mars	2 474	2 162	1 846

revocations directly to that node.¹¹ This is good practice in general, as it can cause caches of compromised certificates to be removed from the victim node sooner, reducing the window of opportunity for the attacker.

We can see in Table VI that this reduces the number of vulnerable nodes for the “OCSP Validator” configuration, but does not have a significant effect on the other configurations. However, this is still a good practice as it enables the system to converge faster following a revocation, minimizing the duration for which a compromised key can be used while still benefiting from caching.

2) *Firewall*: Finally, we propose a new technique in which the relay nodes are used as a firewall to filter out messages which use revoked certificates. Under this configuration, the relay filters out all messages passing through which are making use of revoked keys, stopping them from ever reaching their destination. This does not affect the message’s path, since all interplanetary traffic travels via the relays anyway, and in a number of cases (OCSP with Validators, OCSP Hybrid) the certificates are also validated by these relays. The technique has the potential to reduce the race between the revocation and the attacker’s messages when messages are waiting to be forwarded at a relay, allowing all of these messages to be dropped by the firewall instead. It also allows relays to drop messages from an attacker even if a valid certificate status has already been stapled to the message, reducing the reach of the attacker across long-distance relays.¹²

The results of this can be seen in Table VII. We can see that this technique has a huge impact on the coverage time of the revocations, particularly when the attack and revocation

¹¹Note that this is not possible for OCSP Stapling, as the CA does not know the destination of the stapled certificate status.

¹²Depending on implementation, the firewall may inform the recipient about dropped messages, or simply label the message as unauthenticated so the recipient can choose what to do with it.

TABLE VI: Results for the key revocation on Earth/Moon/Mars, when CAs subscribe nodes to updates on requested certificates using OCSP.

Configuration		Accepted (%)					
		No Subscribe			Subscribe		
OCSP Variant	Revocation	Earth	Moon	Mars	Earth	Moon	Mars
–	Earth	4.785	39.58	22.92	4.785	39.58	22.92
–	Moon	99.32	0.000	50.00	99.32	0.000	50.00
–	Mars	100.0	77.08	0.000	100.0	77.08	0.000
Validator	Earth	0.2930	6.250	4.167	0.2930	6.250	4.167
Validator	Moon	100.0	91.67	95.83	99.90	91.67	81.25
Validator	Mars	100.0	100.0	91.67	100.0	83.33	91.67
Hybrid	Earth	0.000	0.000	0.000	0.000	0.000	0.000
Hybrid	Moon	100.0	0.000	52.08	100.0	0.000	52.08
Hybrid	Mars	100.0	87.50	0.000	100.0	87.50	0.000

originate from different segments – the attacker’s segment is largely unaffected, but the other segments in the network can be protected substantially earlier. This brings us closer to the expected best-case performance of revocations under distributed PKI, bounding the attacker’s reach to the smallest segment possible and covering the other segments in the network as early as possible. This technique also reduces load on the interplanetary relays, preventing denial of service by attackers using compromised keys to use up all the bandwidth on relay links.

VIII. DISCUSSION

We already know that there is no “one size fits all” approach to key management in interplanetary networks, and our results confirm this – distributed OCSP with firewalls on each of the relays can provide high performance with fast revocation coverage, but some higher security applications may require centralized control, even at the cost of significantly increased latency. Our results enable satellite operators to make informed decisions about PKI implementation based on their specific needs and constraints: DSNS can be used to test the specifics of a PKI system against a network topology before launch and deployment, ensuring the desired balance between security and performance can be achieved. Additionally, our testing framework can be used in the future (alongside DSNS or another network simulator) to test newly proposed key management systems against a wide range of network topologies, establishing its performance and security characteristics.

Future work may consider testing “optimistic” protocols – that is, protocols which initially assume the certificate to be valid, rolling back the state if this is later shown not to be the case – or protocols like QUIC, which enable communication with zero round-trip-time setup [71]. However, this raises additional security concerns: firstly, the system must be designed in such a way that state can be efficiently rolled back without losing other data or leaving artifacts behind. Many satellites have tight resource constraints, and it is vital that adversaries are prevented from exploiting these resources without proper authorization by opening temporary communication channels with invalid credentials. If these protocols are to be used, there must still be a mechanism for establishing contracts such that resources are not wasted on unauthorized users. Similarly, future work may wish to evaluate the scope and limitations

TABLE VII: Results for key revocation when the relay nodes are used as a firewall in the “OCSP Hybrid” configuration, compared to the base results.

Origin		Coverage Time (s)					
		No Firewall			Firewall		
Attack	Revocation	Earth	Moon	Mars	Earth	Moon	Mars
Earth	Earth	0.01379	2.242	0.2729	0.003222	–0.03161	–0.03161
Earth	Moon	1.003	996.1	1.002	1.003	–998.8	679.7
Earth	Mars	2.474	2.472	1.322	2.474	1.839	–2.471
Moon	Earth	714.5	907.4	5.739	–1.002	806.6	–999.6
Moon	Moon	1.058	–2.149	0.7961	–2.687	–2.150	–324.3
Moon	Mars	2.641	2.789	637.0	1.473	2.687	–3.472
Mars	Earth	2.320	2.319	2.334	–2.471	–2.467	2.450
Mars	Moon	3.010	3.010	3.025	–1.468	–3.469	3.129
Mars	Mars	3.741	2.552	0.1273	–0.003290	–633.6	0.1309

for retroactive revocations, considering which actions can be safely rolled back without affecting general operation.

When it comes to security, satellite operators are likely to have overlapping and occasionally incompatible needs, adding complexity when systems are networked together. We therefore propose a mixed-protocol system, in which key management systems are designed to work alongside one another. Both OCSP and CRLs are already highly intercompatible, as they are based upon existing internet technologies, and we have shown in our “OCSP Hybrid” protocol that mixed approaches are also possible in an interplanetary system. This would present the opportunity for organizations to choose PKI requirements on a per-device basis, permitting a high degree of control without sacrificing compatibility.

We must also consider the complexity of implementation of these technologies. Some works evaluated in Section III introduce new protocols and PKI systems; although this enables more significant changes, these new protocols have not been tested as extensively. By using protocols that have already been standardized and are in wide use across the terrestrial internet, we minimize the risk of security threats in the PKI system itself. We also benefit from the fact that standards already exist, so standardization bodies for space systems such as CCSDS do not need to build new standards from scratch, instead building off what already exists. This could involve further additions to the “BPsec” proposed standard [36], adding new block definitions and behaviors to enable the new functionality. This offers the opportunity to accelerate the timeline for standardization, which is critical when the space industry is moving so quickly – a lack of standards for interplanetary communication when new systems are deployed could result in incompatibility between systems, making the goal of an interplanetary internet more difficult to realize.

IX. CONCLUSION

In this paper we have designed a framework for testing key management systems in satellite networks – this enables protocol designers to ensure their system is efficient and secure, and allows operators to find the optimal configuration for their network and specific needs. We have tested this framework against terrestrial PKI techniques applied to interplanetary networks using a novel network simulator. In contrast to current consensus, we have shown that terrestrial PKI can be used to secure communication in current and future

satellite networks, ensuring efficient, low-latency connection establishment by distributing certificate authorities across the network.

We have also proposed new techniques building upon these, using OCSP Hybrid to combine concepts from existing OCSP configurations, ensuring revocations take effect as early as possible. Furthermore, by introducing a firewall at the interplanetary relays, the reach of an attacker across interplanetary links can be almost completely eliminated, preventing excess damage from the use of compromised keys and reducing the load on relay links.

By better understanding the impact of PKI configurations on the overall security of the system, we can ensure future interplanetary networks achieve maximal performance without sacrificing security.

ACKNOWLEDGMENTS

The authors would like to thank Antonis Atlasis (ESA) for his insightful feedback which helped shape the paper, and armasuisse Science + Technology for providing funding and support for the project. Joshua was supported by the Engineering and Physical Sciences Research Council (EPSRC). Sebastian was supported by the Royal Academy of Engineering and the Office of the Chief Science Adviser for National Security under the UK Intelligence Community Postdoctoral Research Fellowships programme.

REFERENCES

- [1] David J Israel, Kendall D Mauldin, Christopher J Roberts, Jason W Mitchell, Antti A Pulkkinen, D Cooper La Vida, Michael A Johnson, Steven D Christe, and Cheryl J Gramling. “LunaNet: A Flexible and Extensible Lunar Exploration Communications and Navigation Infrastructure”. In: 2020 IEEE Aerospace Conference. IEEE, 2020, pp. 1–14. ISBN: 1-72812-734-3.
- [2] NASA Science. *The Mars Relay Network Connects Us to NASA’s Martian Explorers*. 2021. URL: <https://mars.nasa.gov/news/8861/the-mars-relay-network-connects-us-to-nasas-martian-explorers> (visited on 11/28/2023).
- [3] Heather Monaghan. *Tracking and Data Relay Satellite (TDRS)*. NASA. Apr. 28, 2015. URL: http://www.nasa.gov/directorates/heo/scan/services/networks/tdrs_main (visited on 10/25/2022).
- [4] European Space Agency. *European Data Relay Satellite System (EDRS) Overview*. 2022. URL: <https://artes.esa.int/european-data-relay-satellite-system-edrs-overview> (visited on 10/25/2022).
- [5] NASA. *LunaNet Interoperability Specification Document*. 2022. URL: https://www3.nasa.gov/sites/default/files/atoms/files/lunanet%5C_interoperability%5C_specification%5C_version%5C_4.pdf (visited on 07/16/2024).
- [6] European Space Agency. *Moonlight*. 2024. URL: https://www.esa.int/Applications/Connectivity%5C_and%5C_Secure%5C_Communications/Moonlight (visited on 07/16/2024).
- [7] Giuseppe Araniti, Antonio Iera, Antonella Molinaro, Sara Pizzi, and Federica Rinaldi. “Opportunistic Federation of CubeSat Constellations: A Game-Changing Paradigm Enabling Enhanced IoT Services in the Sky”. In: *IEEE Internet of Things Journal* (2021). ISSN: 2327-4662.
- [8] Ignasi Lluch, Paul T Grogan, Udrivolf Pica, and Alessandro Golkar. “Simulating a Proactive Ad-Hoc Network Protocol for Federated Satellite Systems”. In: 2015 IEEE Aerospace Conference. IEEE, 2015, pp. 1–16. ISBN: 1-4799-5380-6.
- [9] Joan A Ruiz-de-Azua, Lara Fernandez, Joan F Muñoz, Marc Badia, Ricard Castella, Carlos Diez, Andrea Aguilera, Simone Briatore, Nicola Garzaniti, and Anna Calveras. “Proof-of-Concept of a Federated Satellite System between Two 6-Unit CubeSats for Distributed Earth Observation Satellite Systems”. In: IGARSS 2019-2019 IEEE International Geoscience and Remote Sensing Symposium. IEEE, 2019, pp. 8871–8874. ISBN: 1-5386-9154-X.
- [10] Joan A Ruiz-De-Azua, Anna Calveras, and Adriano Camps. “A Novel Dissemination Protocol to Deploy Opportunistic Services in Federated Satellite Systems”. In: *IEEE access* 8 (2020), pp. 142348–142365. ISSN: 2169-3536.
- [11] Joan A Ruiz-de-Azua, Nicola Garzaniti, Alessandro Golkar, Anna Calveras, and Adriano Camps. “Towards Federated Satellite Systems and Internet of Satellites: The Federation Deployment Control Protocol”. In: *Remote Sensing* 13.5 (2021), p. 982. ISSN: 2072-4292.
- [12] Amazon Web Services. *AWS Ground Station*. Amazon Web Services, Inc. 2023. URL: <https://aws.amazon.com/ground-station/> (visited on 09/27/2023).
- [13] Fred Templin. *Delay Tolerant Networking Security Key Management - Problem Statement*. Internet Draft draft-templin-dtnskmps-00. Internet Engineering Task Force, Mar. 12, 2014. 6 pp. URL: <https://datatracker.ietf.org/doc/draft-templin-dtnskmps-00> (visited on 08/02/2023).
- [14] Rohit Khare and Adam Rifkin. “Weaving a Web of Trust”. In: *World Wide Web Journal* 2.3 (1997), pp. 77–112.
- [15] Simson Garfinkel. *PGP: Pretty Good Privacy*. O’Reilly Media, Inc., 1995. ISBN: 1-56592-098-8.
- [16] Laurent Eschenauer and Virgil D Gligor. “A Key-Management Scheme for Distributed Sensor Networks”. In: *Proceedings of the 9th ACM Conference on Computer and Communications Security*. 2002, pp. 41–47.
- [17] Sofia Anna Menesidou, Vasilios Katos, and Georgios Kambourakis. “Cryptographic Key Management in Delay Tolerant Networks: A Survey”. In: *Future Internet* 9.3 (2017), p. 26. ISSN: 1999-5903.
- [18] Diogo De Andrade and Luiz Carlos Pessoa Albini. “Fully Distributed Public Key Management through Digital Signature Chains for Delay and Disrupt Tolerant Networks”. In: 2016 IEEE 13th International Conference on Mobile Ad Hoc and Sensor Systems (MASS). IEEE, 2016, pp. 316–324. ISBN: 1-5090-2833-1.
- [19] N Bhutta, G Ansa, E Johnson, N Ahmad, M Alsiyabi, and Haitham Cruickshank. “Security Analysis for Delay/Disruption Tolerant Satellite and Sensor Networks”. In: 2009 International Workshop on Satellite and Space Communications. IEEE, 2009, pp. 385–389. ISBN: 1-4244-4384-9.
- [20] Aaditeshwar Seth and Srinivasan Keshav. “Practical Security for Disconnected Nodes”. In: 1st IEEE ICNP Workshop on Secure Network Protocols, 2005.(NPSec). IEEE, 2005, pp. 31–36. ISBN: 0-7803-9427-5.
- [21] Leigh Torgerson, Scott C. Burleigh, Howard Weiss, Aian J. Hooke, Kevin Fall, Vinton G. Cerf, Keith Scott, and Robert C. Durst. *Delay-Tolerant Networking Architecture*. Request for Comments RFC 4838. Internet Engineering Task Force, Apr. 2007. DOI: 10.17487/RFC4838. URL: <https://datatracker.ietf.org/doc/rfc4838> (visited on 03/03/2023).
- [22] Keith Scott and Scott C. Burleigh. *Bundle Protocol Specification*. Request for Comments RFC 5050. Internet Engineering Task Force, Nov. 2007. DOI: 10.17487/RFC5050. URL: <https://datatracker.ietf.org/doc/rfc5050> (visited on 03/03/2023).
- [23] Ian F Akyildiz, Ozgur B Akan, Chao Chen, Jian Fang, and Weilian Su. “The State of the Art in Interplanetary

- Internet". In: *IEEE Communications Magazine* 42.7 (2004), pp. 108–118. ISSN: 0163-6804.
- [24] Sara El Alaoui and Byrav Ramamurthy. "MARS: A Multi-Attribute Routing and Scheduling Algorithm for DTN Interplanetary Networks". In: *IEEE/ACM Transactions on Networking* 28.5 (2020), pp. 2065–2076. ISSN: 1063-6692.
- [25] Ahmad Alhilal, Tristan Braud, and Pan Hui. "The Sky Is NOT the Limit Anymore: Future Architecture of the Interplanetary Internet". In: *IEEE Aerospace and Electronic Systems Magazine* 34.8 (2019), pp. 22–32. ISSN: 0885-8985.
- [26] IPNSIG. *Solar System Internet Architecture and Governance*. Sept. 2023. URL: https://drive.google.com/file/d/1anMcVEqXjNtk5gdo_qce28SowusXKkfi/view (visited on 07/16/2024).
- [27] Sharon Boeyen, Stefan Santesson, Tim Polk, Russ Housley, Stephen Farrell, and David Cooper. *Internet X.509 Public Key Infrastructure Certificate and Certificate Revocation List (CRL) Profile*. Request for Comments RFC 5280. Internet Engineering Task Force, May 2008. DOI: 10.17487/RFC5280. URL: <https://datatracker.ietf.org/doc/rfc5280> (visited on 10/31/2023).
- [28] Stefan Santesson, Michael Myers, Rich Ankney, Ambarish Malpani, Slava Galperin, and Carlisle Adams. *X.509 Internet Public Key Infrastructure Online Certificate Status Protocol - OCSP*. Request for Comments RFC 6960. Internet Engineering Task Force, June 2013. DOI: 10.17487/RFC6960. URL: <https://datatracker.ietf.org/doc/rfc6960> (visited on 10/31/2023).
- [29] Donald E. Eastlake 3rd. *Transport Layer Security (TLS) Extensions: Extension Definitions*. Request for Comments RFC 6066. Internet Engineering Task Force, Jan. 2011. DOI: 10.17487/RFC6066. URL: <https://datatracker.ietf.org/doc/rfc6066> (visited on 11/08/2023).
- [30] sam210723. *Receiving Images from Geostationary Weather Satellite GEO-KOMPSAT-2A*. <https://vksdr.com/xrit-rx>. 2020. (Visited on 05/09/2022).
- [31] sam210723. *COMS-1 LRIT Key Decryption*. <https://vksdr.com/lrit-key-dec>. 2018. (Visited on 05/09/2022).
- [32] Jason Anderson, Sherman Lo, Andrew Neish, and Todd Walter. "Authentication of Satellite-Based Augmentation Systems with Over-the-Air Rekeying Schemes". In: *NAVIGATION: Journal of the Institute of Navigation* 70.3 (2023). ISSN: 0028-1522.
- [33] CCSDS. "Space Data Link Security Protocol—Extended Procedures". In: (2020).
- [34] Dan Veeneman. *Iridium: Technical Details*. <http://www.decodesystems.com/iridium.html>. 2021. (Visited on 09/29/2022).
- [35] Scott Burleigh, Kevin Fall, and Edward J. Birrane. *Bundle Protocol Version 7*. Request for Comments RFC 9171. Internet Engineering Task Force, Jan. 2022. 53 pp. DOI: 10.17487/RFC9171. URL: <https://datatracker.ietf.org/doc/rfc9171> (visited on 03/03/2023).
- [36] Edward J. Birrane and Kenneth McKeever. *Bundle Protocol Security (BPsec)*. Request for Comments RFC 9172. Internet Engineering Task Force, Jan. 2022. 35 pp. DOI: 10.17487/RFC9172. URL: <https://datatracker.ietf.org/doc/rfc9172> (visited on 08/03/2023).
- [37] Stephen Farrell, Susan Symington, Howard Weiss, and Peter Lovell. *Delay-Tolerant Networking Security Overview*. Internet Draft draft-irtf-dtnrg-sec-overview-06. Internet Engineering Task Force, Mar. 8, 2009. 29 pp. URL: <https://datatracker.ietf.org/doc/draft-irtf-dtnrg-sec-overview-06> (visited on 08/03/2023).
- [38] Stephen Farrell. *DTN Key Management Requirements*. Internet Draft draft-farrell-dtnrg-km-00. Internet Engineering Task Force, June 19, 2007. 9 pp. URL: <https://datatracker.ietf.org/doc/draft-farrell-dtnrg-km-00> (visited on 08/03/2023).
- [39] Fred Templin and Scott C. Burleigh. *DTN Security Key Management - Requirements and Design*. Internet Draft draft-templin-dtn-dtnskmreq-00. Internet Engineering Task Force, Apr. 6, 2016. 12 pp. URL: <https://datatracker.ietf.org/doc/draft-templin-dtn-dtnskmreq-00> (visited on 08/03/2023).
- [40] CCSDS. "Space Missions Key Management Concept". In: (2011).
- [41] CCSDS Security Working Group. *Project Intergovernmental Cloud-based Certification Authority*. 2021. URL: <https://cwe.ccsds.org/fm/Lists/Projects/DispForm.aspx?ID=686> (visited on 09/19/2023).
- [42] Kapali Viswanathan and Fred Templin. *Architecture for a Delay-and-Disruption Tolerant Public-Key Distribution Network (PKDN)*. Internet Draft draft-viswanathan-dtn-pkdn-00. Internet Engineering Task Force, Mar. 8, 2016. 18 pp. URL: <https://datatracker.ietf.org/doc/draft-viswanathan-dtn-pkdn-00> (visited on 08/03/2023).
- [43] Sofia Anna Menesidou and Vasilios Katos. "Authenticated Key Exchange (AKE) in Delay Tolerant Networks". In: *Information Security and Privacy Research: 27th IFIP TC 11 Information Security and Privacy Conference, SEC 2012, Heraklion, Crete, Greece, June 4-6, 2012. Proceedings 27*. Springer, 2012, pp. 49–60. ISBN: 3-642-30435-4.
- [44] Olga von Maurich and Alessandro Golkar. "Data Authentication, Integrity and Confidentiality Mechanisms for Federated Satellite Systems". In: *Acta Astronautica* 149 (2018), pp. 61–76. ISSN: 0094-5765.
- [45] Enyenihi Johnson, Haitham Cruickshank, and Zhili Sun. "Providing Authentication in Delay/Disruption Tolerant Networking (DTN) Environment". In: *Personal Satellite Services: 4th International ICST Conference, PSATS 2012, Bradford, UK, March 22-23, 2012. Revised Selected Papers 4*. Springer, 2013, pp. 189–196. ISBN: 3-642-36786-0.

- [46] N Asokan, Kari Kostiaainen, Philip Ginzboorg, Jorg Ott, and Cheng Luo. "Towards Securing Disruption-Tolerant Networking". In: *Nokia Research Center, Tech. Rep. NRC-TR-2007-007* (2007).
- [47] David A Cooper. "A More Efficient Use of Delta-CRLs". In: *Proceeding 2000 IEEE Symposium on Security and Privacy. S&P 2000*. IEEE, 2000, pp. 190–202. ISBN: 0-7695-0665-8.
- [48] Muhammad Nasir Mumtaz Bhutta, Haitham Cruickshank, and Zhili Sun. "Public-key Infrastructure Validation and Revocation Mechanism Suitable for Delay/Disruption Tolerant Networks". In: *IET Information Security* 11.1 (2017), pp. 16–22. ISSN: 1751-8709.
- [49] David Koisser, Daniel Fischer, Marcus Wallum, and Ahmad-Reza Sadeghi. "TruSat: Building Cyber Trust in Collaborative Spacecraft Networks". In: 2022 IEEE Aerospace Conference (AERO). IEEE, 2022, pp. 1–12. ISBN: 1-66543-760-X.
- [50] Jun Luo, J-P Hubaux, and Patrick Th Eugster. "DICTATE: DIstributed CeRTification Authority with probabilisTic frEshness for Ad Hoc Networks". In: *IEEE Transactions on Dependable and Secure Computing* 2.4 (2005), pp. 311–323. ISSN: 1545-5971.
- [51] Ren Fang and Fan Jiulun. "An Adaptive Distributed Certificate Management Scheme for Space Information Network". In: *IET information security* 7.4 (2013), pp. 318–326. ISSN: 1751-8709.
- [52] George F Riley and Thomas R Henderson. "The Ns-3 Network Simulator". In: *Modeling and Tools for Network Simulation*. Springer, 2010, pp. 15–34.
- [53] Ari Keränen, Jörg Ott, and Teemu Kärkkäinen. "The ONE Simulator for DTN Protocol Evaluation". In: *Proceedings of the 2nd International Conference on Simulation Tools and Techniques*. 2009, pp. 1–10.
- [54] Andras Varga. "OMNeT++". In: *Modeling and Tools for Network Simulation*. Springer, 2010, pp. 35–59.
- [55] Simon Kassing, Debopam Bhattacharjee, André Baptista Águas, Jens Eirik Saethre, and Ankit Singla. "Exploring the "Internet from Space" with Hypatia". In: *Proceedings of the ACM Internet Measurement Conference*. 2020, pp. 214–229.
- [56] Chris I Djamaludin, Ernest Foo, Seyit Camtepe, and Peter Corke. "Revocation and Update of Trust in Autonomous Delay Tolerant Networks". In: *Computers & Security* 60 (2016), pp. 15–36. ISSN: 0167-4048.
- [57] Pawel Szalachowski, Laurent Chuat, Taeho Lee, and Adrian Perrig. "RITM: Revocation in the Middle". In: *2016 IEEE 36th International Conference on Distributed Computing Systems (ICDCS)*. IEEE, 2016, pp. 189–200. ISBN: 1-5090-1483-7.
- [58] Stephen R Pratt, Richard A Raines, Carl E Fossa, and Michael A Temple. "An Operational and Performance Overview of the IRIDIUM Low Earth Orbit Satellite System". In: *IEEE Communications Surveys* 2.2 (1999), pp. 2–10.
- [59] Deep Space Network. *301 Coverage and Geometry*. 810-005, 301, Rev. N. Apr. 15, 2022.
- [60] Space Exploration Holdings, LLC. *SpaceX Non-Geostationary Satellite System, Attachment A: Technical Information to Supplement Schedule S*. Federal Communications Commission, 2020.
- [61] Wan Choi, Antonio Forenza, Jeffrey G Andrews, and Robert W Heath. "Opportunistic Space-Division Multiple Access with Beam Selection". In: *IEEE Transactions on Communications* 55.12 (2007), pp. 2371–2380. ISSN: 0090-6778.
- [62] Ian F Akyildiz, Eylem Ekici, and Michael D Bender. "MLSR: A Novel Routing Algorithm for Multilayered Satellite IP Networks". In: *IEEE/ACM Transactions on networking* 10.3 (2002), pp. 411–424. ISSN: 1063-6692.
- [63] Tasneem Darwish, Gunes Karabulut Kurt, Halim Yanikomeroglu, Michel Bellemare, and Guillaume Lamontagne. "LEO Satellites in 5G and Beyond Networks: A Review From a Standardization Perspective". In: *IEEE Access* 10 (2022), pp. 35040–35060. ISSN: 2169-3536.
- [64] Boya Di, Lingyang Song, Yonghui Li, and H Vincent Poor. "Ultra-Dense LEO: Integration of Satellite Access Networks into 5G and Beyond". In: *IEEE Wireless Communications* 26.2 (2019), pp. 62–69. ISSN: 1536-1284.
- [65] Starlink. *Starlink: Direct to Cell*. 2023. URL: <https://direct.starlink.com/> (visited on 11/09/2023).
- [66] Patrick Gannon. *SES Networks (Formerly O3b) Update*. 2023. URL: <https://www.bcsatellite.net/blog/ses-networks-formerly-o3b-update/> (visited on 03/26/2024).
- [67] SES. *Insight Paper - O3b mPOWER*. 2022.
- [68] CC Sobin, Vaskar Raychoudhury, Gustavo Marfia, and Ankita Singla. "A Survey of Routing and Data Dissemination in Delay Tolerant Networks". In: *Journal of Network and Computer Applications* 67 (2016), pp. 128–146. ISSN: 1084-8045.
- [69] QI Xiaogang, MA Jiulong, WU Dan, LIU Lifang, and HU Shaolin. "A Survey of Routing Techniques for Satellite Networks". In: *Journal of communications and information networks* 1.4 (2016), pp. 66–85. ISSN: 2096-1081.
- [70] Fatih Alagoz, Omer Korcak, and Abbas Jamalipour. "Exploring the Routing Strategies in Next-Generation Satellite Networks". In: *IEEE Wireless Communications* 14.3 (2007), pp. 79–88. ISSN: 1536-1284.
- [71] Jana Iyengar and Martin Thomson. *QUIC: A UDP-Based Multiplexed and Secure Transport*. Request for Comments RFC 9000. Internet Engineering Task Force, May 2021. DOI: 10.17487/RFC9000. (Visited on 03/28/2023).

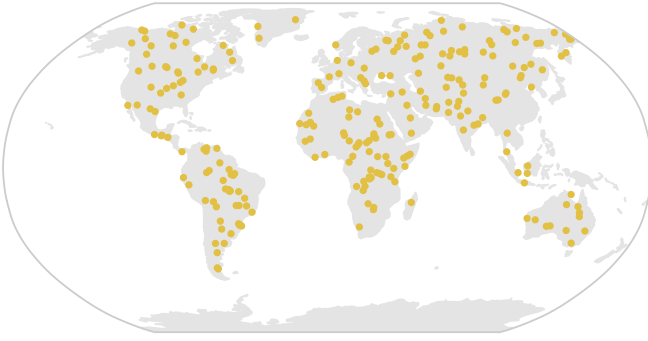


Fig. 9: Locations of the ground stations used for each network topology in the simulations.

APPENDIX A EXPERIMENT CONFIGURATION

In the simulations built in Section VI, the terrestrial portion of the network contains 256 ground stations. These are randomly placed on Earth's land surface, with the positions remaining fixed between simulations. The positions of the ground stations are visualized in Figure 9.