

Integrating Multi-Modal Input Token Mixer into Mamba-Based Decision Models: Decision MetaMamba

Wall Kim

Samsung Electronics Co., Ltd. Hwaseong, South Korea
wall.kim@samsung.com

Abstract

Sequence modeling with State Space models (SSMs) has demonstrated performance surpassing that of Transformers in various tasks, raising expectations for their potential to outperform the Decision Transformer and its enhanced variants in offline reinforcement learning (RL). However, decision models based on Mamba, a state-of-the-art SSM, failed to achieve superior performance compared to these enhanced Decision Transformers. We hypothesize that this limitation arises from information loss during the selective scanning phase. To address this, we propose the Decision MetaMamba (DMM), which augments Mamba with a token mixer in its input layer. This mixer explicitly accounts for the multi-modal nature of offline RL inputs, comprising state, action, and return-to-go. The DMM demonstrates improved performance while significantly reducing parameter count compared to prior models. Notably, similar performance gains were achieved using a simple linear token mixer, emphasizing the importance of preserving information from proximate time steps rather than the specific design of the token mixer itself. This novel modification to Mamba’s input layer represents a departure from conventional timestamp-based encoding approaches used in Transformers. By enhancing performance of Mamba in offline RL, characterized by memory efficiency and fast inference, this work opens new avenues for its broader application in future RL research.

Code — <https://github.com/too-z/decision-metamamba>

Introduction

Mamba(Gu and Dao 2023) is recognized as one of the most advanced state-space models (SSMs), demonstrating superior performance over Transformers in various sequence modeling domains such as language processing, vision(Zhu et al. 2024)(Liu et al. 2024), graph analysis(Wang et al. 2024a), and time series(Wang et al. 2024c)(Patro and Agneeswaran 2024b). Mamba’s architecture allows its internal states to change input-dependently, enabling selective information retention and facilitating content-aware reasoning.

In offline RL(Levine et al. 2020), where learning is based on sequences of states, actions, and rewards, Mamba was expected to outperform Transformers and other SSM-based decision models(Bar-David et al. 2023). However, integrating Mamba into decision models alone(Ota 2024) did not yield better performance compared to advanced variants of decision transformers.

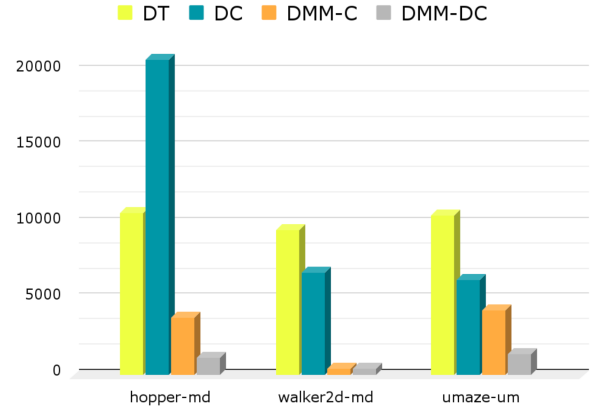


Figure 1: the number of parameters per score for each dataset

We identified the underperformance as stemming from Mamba’s Selective Scan mechanism. Similar to attention, Selective Scan assigns weights to inputs, potentially excluding certain parts of the sequence from reasoning. Feature maps reveal that actions at specific steps are activated selectively, while others are neglected. This highlights the importance of combining information from adjacent steps to prevent complete omission before selection. Additionally, Mamba’s use of residual multiplication exacerbates information loss; values reduced near zero by Selective Scan remain negligible after residual multiplication, limiting their impact on outcomes.

Furthermore, as Mamba was originally developed for language modeling, it employs a single 1D convolution token mixer optimized for word embeddings. In offline RL, however, trajectories consist of states, actions, and returns-to-go (RTG), each possessing distinct characteristics. Using a single token mixer for all components hinders effective feature separation.

To address these challenges, we propose a novel approach termed Decision MetaMamba (DMM). Our approach incorporates a specialized token mixer to fuse information from adjacent steps, mitigating data loss. Additionally, we reposition the token mixer before the residual multiplication path and introduce a residual sum connection to counteract the

loss of information caused by Selective Scan. Furthermore, by employing separate token mixers for states, actions, and RTG, we enhance feature extraction tailored to their unique properties.

Selective Scan has the advantage of selectively combining inputs to address the challenge of learning sub-optimal trajectories. Achieving an optimal path often requires “stitching” different trajectories, which previous studies have tackled using auxiliary networks (Wu, Wang, and Hamaya 2024) (Wang et al. 2024b) or search algorithms (Janner, Li, and Levine 2021). In contrast, DMM leverages Selective Scan to dynamically adjust trajectories by selectively focusing on specific input steps.

In experiments, we found that using a linear layer as a token mixer achieved comparable results to using 1D convolution, confirming that the critical factor is not the specific component but the ability to combine local information effectively.

We evaluated DMM on the D4RL (Fu et al. 2020) Mujoco, Antmaze, and Atari datasets. As shown in Figure 1, our model achieved competitive scores while using less than 10% of the parameters required by the state-of-the-art transformer model. Additionally, DMM outperformed existing models on most datasets in terms of overall scores.

By eliminating the need for positional encoding, Mamba reduces the risk of behavioral cloning associated with positional encoding in return-conditioned models and extends its applicability to scenarios where step information is unavailable. Since DMM inherits Mamba’s characteristics, it supports parallel scan (Nguyen 2007) for linear-time training and constant-time inference, similar to RNNs.

The main contributions of this study are as follows:

- We demonstrated the importance of mixing input tokens within a window in offline RL decision models using Selective Scan SSMs. By incorporating a token mixer and residual network in the input layer, we achieved improved performance.
- We designed the token mixer to account for different input modalities, enhancing performance while maintaining high efficiency with a reduced number of parameters.
- By removing positional encoding from return-conditioned transformer decision models, we reduced the risk of behavioral cloning and extended the model’s applicability to datasets lacking proper time step annotations.

Related Work

Offline Reinforcement Learning

Offline reinforcement learning is a subfield of RL where the agent learns from a pre-collected dataset without additional environment interactions. This is crucial for applications where interactions are costly or risky. Challenges in offline RL include distribution shift and extrapolation error. Distributional shift is the mismatch between the data distribution in the offline dataset and the distribution the agent encounters when deploying the learned policy. Extrapolation error occurs when the policy queries state-action pairs that

are not well represented in the dataset, which is often due to the lack of sufficient expert demonstrations in offline RL datasets.

Decision Model

Methodological advances to overcome hurdles in offline RL include Value-based behavioral regularization. Techniques like batch-constrained Q-learning (BCQ, (Fujimoto, Meger, and Precup 2019)), conservative Q-learning (CQL, (Kumar et al. 2020)), and implicit Q-Learning (IQL, (Kostrikov, Nair, and Levine 2021)) are designed to mitigate extrapolation errors by constraining the learned policy to stay close to the behavior policy that generated the dataset. Contrarily, Value-free approaches do not necessarily rely on Q functions. One such approach is Imitation learning, which aims to imitate the behavior policy by training on collected or desired trajectories filtered by heuristics or value functions. Trajectory Optimization, e.g. Multi-Game Decision Transformer (MGDT, (Lee et al. 2022)) and Trajectory Transformer (TT, (Janner, Li, and Levine 2021)), models joint state-action distribution over complete trajectories, reducing out-of-distribution action selection. To enable effective planning, this approach utilizes techniques such as beam search and reward estimates. Another widely known method is model-based approach. It uses learned models of the environment to generate synthetic data, which can augment the offline dataset and improve learning (Weissenbacher et al. 2022).

Information that can be obtained after an action is performed, such as returns-to-go, is called hindsight information, and it provides intuition on what should have been done differently. (Furuta, Matsuo, and Gu 2021) revealed that decision transformers learn policies through hindsight matching to ensure that the predicted statistical values for future states from the trajectory are satisfied.

However, trajectory stitching to find an optimal policy from suboptimal trajectories is challenging with hindsight matching alone. Consequently, various models utilizing an auxiliary network have been proposed. The Elastic Decision Transformer employed an auxiliary network to determine the optimal length of the input sequence for trajectory stitching. The Critic Guided Decision Transformer used a critic network to guide the policy to take actions consistent with the target returns. In contrast, the Decision Convformer enhanced performance by developing a token mixer to replace attention without using an additional network. This was inspired by the Metaformer, which demonstrated performance in vision tasks by replacing attention with a simple pooling layer. Beyond excelling in vision tasks, Metaformer has influenced numerous other studies by abstracting the token mixer to achieve versatile functionalities.

State Space Model

To advance language models further, new architectures capable of surpassing the performance of Transformers have been developed. Among these, SSM is a field originally utilized in control engineering for dynamic system mapping using state variables. In the domain of deep learning,

SSM has been developed into models that learn by parameterizing system functions that transform discrete state variables (BOURDOIS 2023).

The input state $x(t)$ is mapped to a latent space and then transformed back to the output state, which can be expressed by the following equation.

$$\dot{h}(t) = Ah(t) + Bx(t) \quad (1)$$

$$y(t) = Ch(t) + Dx(t) \quad (2)$$

Represented by linear differential equations, SSM includes three time-dependent variables.

$$h(t) \in \mathbb{C}^n, n \text{ states variable}$$

$$x(t) \in \mathbb{C}^k, k \text{ states input}$$

$$y(t) \in \mathbb{C}^m, m \text{ outputs}$$

This equation is represented by four learnable matrices.

$A \in n \times n$: state matrix, $B \in n \times k$: control matrix,

$C \in m \times n$: output matrix, $D \in m \times k$: command matrix,

$Dx(t)$ can simply be represented as a skip connection in the network, so it can be excluded during the stages of implementing SSM using the above equation and added later. Therefore, when deriving the equation that represents SSM as a convolution, $Dx(t)$ is excluded.

Finding the latent $h(t)$ from continuous signal input is analytically challenging. Moreover, as most problems involve discrete datasets, a discretized model is necessary for processing. Traditional methods for discretization include the trapezoidal method and the Newton method, while Mamba employs the zero-order hold (ZOH) technique. Discretization is one of the most crucial components in state-space models (SSMs) because it allows the transformation of differential equations handling continuous functions into recurrent models and convolution models. Mathematically, discretized learnable matrices A and B with zero-order hold (Gu and Dao 2023) can be represented as follows:

$$\bar{A} = \exp(\Delta A) \quad (3)$$

$$\bar{B} = (\Delta A)^{-1}(\exp(\Delta A) - I) \cdot \Delta B \quad (4)$$

With our SSM incorporating discretized input, it becomes possible to solve problems for specific timesteps. This approach can be divided into recurrent methods, such as RNNs, and parallelizable convolution methods. A model that appropriately combines these two approaches during training and evaluation is introduced in the Linear State-Space Layer (Gu et al. 2021).

The convolutive view involves diagonalizing the repeatedly operated matrix A to create a convolution kernel through squaring.

Ultimately, the convolution kernel and representation can be expressed as follows.

$$\text{kernel } K = (CB, CAB, CA^2B, \dots) \quad (5)$$

$$y = K * x \quad (6)$$

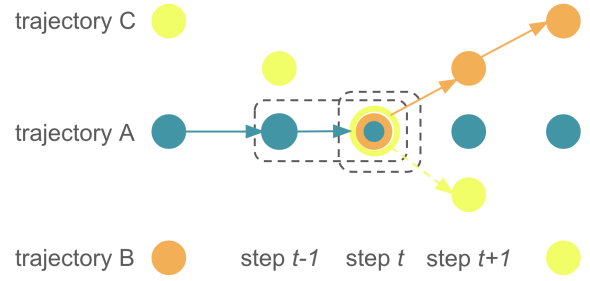


Figure 2: Offline RL learns from different trajectories. To learn the optimal policy, trajectory stitching must be performed by following the path of trajectory A until step t and then switching to the path learned from trajectory B at step $t+1$. In models that only attend to the current step, the accuracy of actions can be degraded due to the influence of multiple overlapping trajectories. In contrast, considering the influence of distant steps appropriately can facilitate the prediction of optimal actions by combining with the return condition.

Here, the matrices A , B , and C , represented as the convolution kernel, remain identical regardless of the input sequence. Therefore, we obtain a static representation model that is not content-aware. Among these, matrix A plays the most crucial role as it compresses information from the previous state and conveys it to the new state. To efficiently and extensively store information from the previous states, A is constructed using Hippo (High-order Polynomial Projection Operator). The imposition of Hippo as a structural condition on matrix A results in the Structured SSM, known as S4 (Gu, Goel, and Ré 2021).

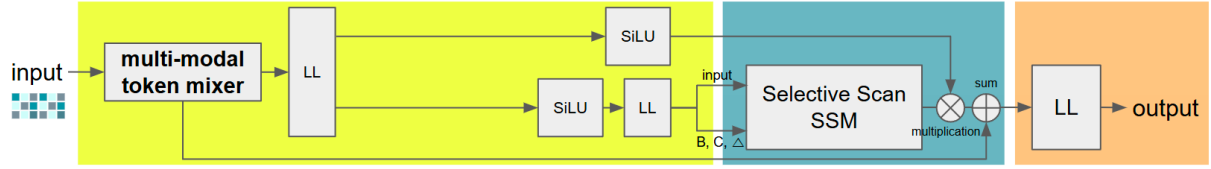
Mamba

Mamba (Gu and Dao 2023) developed its model based on the structural foundation of S4 through two significant modifications. Previously, the linear time-invariant matrices A , B , and C were the same for all input tokens. As a result, it was unable to solve the selective copying problem, lacked content-aware reasoning, and consequently, could not achieve significant performance improvements in language tasks and performed poorly on the induction heads problem.

To address these issues, Mamba allowed matrices B and C , as well as the step size Δ , to vary based on the input. This enabled the model to possess content awareness. However, since B and C are now dynamically selected, it is no longer possible to use convolution parallelism with fixed kernels. These states can be easily computed through sequential operations using a for loop. However, parallelization presents a different challenge. What initially seemed impossible to parallelize was achieved by Mamba using a parallel scan algorithm (Harris, Sengupta, and Owens 2007).

Additionally, Mamba improved its speed by efficiently utilizing the hardware architecture of GPUs. By employing kernel fusion and recomputation of immediate states during the backward pass, it minimized data transfer between SRAM and DRAM (HBM).

Single input sequence transformation



Double input sequence transformation

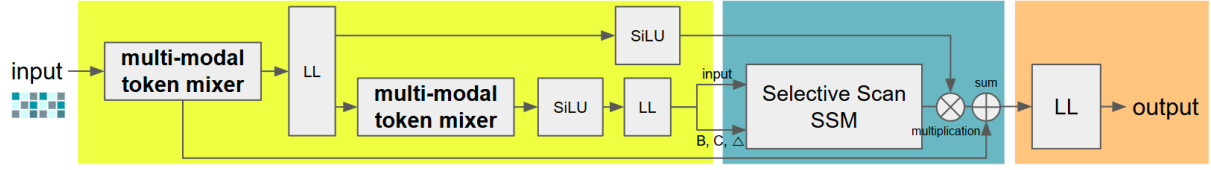


Figure 3: The network architecture of Decision MetaMamba (DMM) modifies the input layer of the Vanilla Mamba structure. By utilizing a multi-modal token mixer for sequence transformation at the forefront of the input layer, the model is designated as a Single DMM. If an additional multi-modal token mixer is added after the input projection, it becomes a Double DMM model. In the Vanilla Mamba architecture, a 1D convolution token mixer is used after the input projection, whereas in the Single DMM, the token mixer is positioned before the input projection to ensure that all inputs of the SSM receive an integrated input that considers short sequences.. ‘LL’ denotes Linear Layer.

Method

In an ideal scenario, an environment satisfying the Markov property would allow for the prediction of optimal paths using only the current state within a sequence. However, in practice, utilizing a shorter sequence results in a reduction in the accuracy of action prediction during both training and inference. Introducing a longer sequence input, as illustrated in Figure 4, makes it challenging to select an action that deviates from the current path while achieving a higher return. To address this, the Elastic Decision Transformer was devised to incorporate an auxiliary network for adapting the length of the input sequence during inference. Mamba’s selective scan is capable of selectively integrating the information of the input sequence during inference. This results in an effect akin to inputting shorter steps by only selecting a portion of the input sequence. However, this process could potentially lead to the omission of critical information. The DMM was developed to adopt the token mixer within Mamba’s input layer and connect a residual sum network to the SSM’s output, thereby maintaining significant local relationships between adjacent steps while simultaneously considering the input selectively to infer the next action. A residual sum connection was incorporated within the Mamba block to alleviate learning difficulties caused by near-zero values, which could not be rectified through residual multiplication in the Mamba block. The token mixer was developed in two variations, utilizing 1D convolution and linear layers, to examine its impact.

Model Architecture

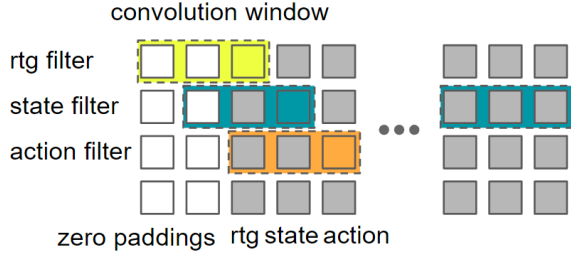
As illustrated in Figure 3, the original Mamba is divided into three main components. The first component is the input layer, which transforms the input state using a combination of linear layers, 1D-convolution layers, and activation functions. The second component is the SSM layer. As detailed

earlier, the selective scan SSM performs content-aware reasoning while enabling fast, parallel operations through a hardware-aware algorithm. The final component is the output layer, which linearly transforms the output of the SSM.

Among the layers in our architecture, we have incorporated a token mixer into the input layer. Following the token mixing process, layer normalization is applied, and the output is passed to the SSM. A residual network is added after layer normalization and is merged with the output of the SSM layer. The offline reinforcement learning (RL) dataset consists of three independent modalities: returns-to-go, state, and action. These scalar values are transformed into embedded vectors using a linear layer. Depending on the configuration, these values are mapped to vectors of a predetermined size, which can be adjusted based on the dataset. In our experiments with DMM, we used 64-dimensional vectors. At this embedding stage, we employ different linear networks to process the data. Since the dataset contains different modalities, we also utilize distinct token mixers to preserve the characteristics of each modality after token mixing. We developed and evaluated the token mixer in two forms: a multi-modal 1D convolutional layer and a multi-modal linear layer. The rationale for using two forms is to demonstrate that performance is not reliant on a specific component. Instead, we show that performing token mixing prior to selective scanning is a generalizable method for enhancing performance. We also explored integrating a new structure into Mamba’s input layer, aiming to establish a method that can be applied to similar approaches when utilizing Mamba in other applications. Although the input layer is not the core structure of Mamba, we suggest that abstracting and incorporating various configurations could contribute to performance improvements.

Double Token Mixer The original Mamba structure includes a 1D convolutional token mixer positioned before the

a. Multi-modal 1d-convolution



b. Multi-modal linear layer

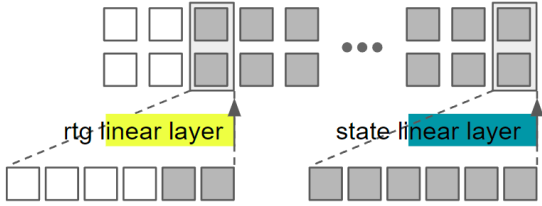


Figure 4: Multi-modal 1D convolution and linear layer are employed to extract hidden states using different layers for Rtg, state, and action embeddings. 1D-convolution connects different modes in the hidden dimension, while the linear layer connects them in the sequence dimension.

SSM. In DMM, we experimented with two modifications: either retaining or removing this token mixer. When both a token mixer and a residual network were added to the very beginning of the input layer, while retaining the original token mixer before the SSM, this configuration was termed the “Double Token Mixer” model. The additional token mixer employed the same multi-modal 1D convolution or linear layer as the first token mixer. By introducing this additional token mixer, the token mixing process is performed once again before passing inputs into the SSM. Additionally, the output of this new token mixer is multiplied with the output of the first token mixer, creating a synergistic interaction between the two layers.

Input Token Mixers

In the input layer, both token mixers—1D convolution and linear layer—perform sequence transformation while considering causality. Consequently, they do not include information beyond the current time step in the filter. To achieve this, zero padding of $window_size - 1$ is added to the beginning of the sequence vectors.

Multi-Modal 1D-Convolution The convolution module aims to integrate neighboring embeddings within the window size. It applies filters across channels of the hidden dimension using a 1D convolution kernel. As illustrated in Figure 4a, to account for multi-modality, three different convolution kernels are used. This results in three distinct hidden states, generated by each kernel in the order of Rtg, state, and action. These hidden states are then combined one by

one per filter to form a new hidden state tensor. The output tensor size matches the input tensor size.

1D convolution cannot account for positional information. Although methods such as (Sabour, Frosst, and Hinton 2017) have been developed to address this issue, they are too computationally intensive for decision models. However, when setting the filter length to 6, only two steps ($rtg_{t-1}, state_{t-1}, action_{t-1}, rtg_t, state_t, action_t$) are considered, so the order becomes less important. Simultaneously, the effect of token mixing, which preserves the information from nearby steps, is adequately achieved.

Multi-Modal Linear As depicted in Figure 4b, Instead of applying zero-padding for 1D convolution in the previous token mixer, zero vectors are added to the front to maintain causality. Subsequently, the window-size number of hidden states are flattened into a 1D vector and fed into a linear layer. These are then transformed back into a vector with the original hidden state dimension via a linear layer. While the convolution module applies filters to the hidden dimension, the linear module concatenates consecutive vectors of window size in the time domain. The resulting vectors from a sequence, yielding an output tensor that matches the input tensor size. Three distinct linear layers are utilized to differentiate between each modality

Train and Evaluation

Train To train, the model processes input sequences through three Metamamba layers to predict the output action. Each input sequence consists of 8 steps, where each step is composed of a state, action, and *rtg*. Before being fed into the Metamamba layers, an embedding network transforms the state, action, and *rtg*, which have varying dimensions, into fixed-size vectors. Unlike Transformer architectures that typically encode position into embeddings, the proposed DMM approach eliminates the need for positional encoding. Instead, DMM leverages a sequence model to process the inputs and enforces causality via padding. This mitigates the inclusion of trajectory-dependent positional information, thereby reducing the likelihood of behavioral cloning.

$$\mathcal{L}_{DMM} = \mathbb{E}_{\tau \in \mathcal{D}} \left[\frac{1}{K} \sum_{t=1}^K (a_t - \hat{a}_t) \right].$$

The output sequence produced by the Metamamba layers retains the same dimensionality as the input sequence. For each step in the sequence, the model computes the loss between the predicted action and the target action. While training with longer sequences can provide additional context for action prediction, it may negatively impact the accuracy of the final action in the sequence during evaluation. DMM achieves higher accuracy in both training and evaluation phases by utilizing shorter sequences compared to traditional Transformer-based models.

Evaluation During the evaluation, DMM interacts with the environment in real time to predict the next action. Upon receiving the reward and next state from the environment,

dataset	type	TD3+BC	CQL	DT	EDT	DC	DS4	DM	DMM-L	DMM-C
hopper	md	59.3	58.5	68.4	70.4	89.7	54.2	86.2	96.2	94.2
hopper	mr	60.9	95.0	82.5	89.4	84.8	49.6	81.7	95.0	91.2
hopper	me	98.0	105.4	108.7	104.7	110.1	110.8	111.0	110.2	109.9
walker2d	md	83.7	72.5	76.6	75.8	79.8	78.0	77.6	81.3	81.6
walker2d	mr	81.8	77.2	65.9	73.3	78.2	69.0	72.1	74.1	73.9
walker2d	me	110.1	108.8	109.0	107.8	109.2	105.7	108.3	110.2	109.5
halfcheetah	md	48.3	44.0	42.8	43.0	43.0	42.5	42.8	43.0	43.3
halfcheetah	mr	44.6	45.5	39.1	37.8	41.1	15.2	39.8	41.1	41.3
halfcheetah	me	90.7	91.6	85.5	89.7	93.1	92.7	90.6	92.6	92.5
locomotion	mean	75.3	77.6	75.4	76.9	81.0	68.6	78.9	82.6	81.9
antmaze	um	78.6	74.0	69.2	67.8	86.0	63.4	68.4	88.0	85.0
antmaze	ud	71.4	84.0	61.0	58.3	81.0	64.6	62.1	80.0	78.0
antmaze	mean	75.0	79.0	65.1	63.1	83.5	64.0	65.3	84.0	81.5

Table 1: We summarize the experimental results using the expert normalized return score according to (Fu et al. 2020). The experiments recorded the highest score from results using 5 random seeds. The results highlighted in bold indicate the highest or comparable scores in each benchmark. DMM-L is the result of using a single multi-modal linear token mixer, and DMM-C is the result of using a single multi-modal 1D Convolution token mixer

these are appended to the input sequence, and the model infers the subsequent action from the updated sequence.

In the evaluation setting, where the *rtg* is unknown, an arbitrary initial *rtg* is assigned (Chen et al. 2021). The received reward is then subtracted from this initial value to compute the updated *rtg* for the next step. To evaluate the model’s performance under varying conditions, we conducted experiments using four different initial target returns, each exceeding the actual return of the trajectory.

Experiments

We examined whether DMM could exhibit improved performance compared to the existing SSM-based decision models and Transformer-based decision models. This performance evaluation utilized pre-collected datasets from the D4RL (Fu et al. 2020) MuJoCo, AntMaze, and Atari (Mnih et al. 2013) domains.

The main purpose of this experiment is to demonstrate that improved performance can be achieved when using DMM, in comparison with the performance of value-based models, transformer-based models and SSM-based models in the offline RL. Moreover, by comparing the difference when using the input token mixers in different network architectures, we confirmed that the performance improvement is not due to specific components, but rather, it is due to the compensation for the shortcomings of selective scan through token mixing. We also examined the parameter-saving effects and performance that can be obtained when using double input token mixing strategy. Parameters used in experiments can be found in Appendix C.

D4RL Mujoco and Antmaze Environments

We measured the model’s performance using offline RL datasets provided by D4RL: Mujoco and Antmaze. Mujoco is an environment for controlling moving objects, utilizing

Dataset	DT	DC	DMM-DL	DMM-DC
hopper-md	68.4	85.6	98.6	96.5
hopper-mr	78.5	89.5	95.9	92.1
hopper-me	101.3	101.5	110	109.5
walker2d-md	81.1	82.6	81.4	82.2
walker2d-mr	49.2	69.3	75.1	78.9
walker2d-me	104.8	104.7	110.4	109.8
halfcheetah-md	42.9	42.8	43.2	43.3
halfcheetah-mr	37.5	38.7	41.1	41.5
halfcheetah-me	82.8	86.3	92.6	92.2
antmaze-um	64.4	81.0	80.0	82.0
antmaze-ud	58.0	68.0	74.0	77.0

Table 2: In this experiment, all models employed an input embedding of 64 dimensions. From the results, it was discerned that the DMM is capable of maintaining its performance even when using fewer parameters. Simultaneously, it demonstrated top performance in most benchmarks. DMM-DL and DMM-DC denote the double multi-modal linear and 1D convolution token mixer models, respectively.

Game	DT	DC	DM	DMM-DL	DMM-DC
Breakout	284.5	334.3	256.9	202.4	362.2
Pong	106.8	109.6	104.0	104.0	106.8
Qbert	38.1	64.4	47.6	59.1	63.6
Seaquest	2.8	2.6	2.2	2.6	2.7

Table 3: Offline performance results of DMM and baselines in the Atari datasets. The experiment yielded the highest result using three fixed values as random seeds.

more state and control variables compared to classic control from (Brockman et al. 2016). The objects with mobility receive rewards based on duration and state, thus receiving continuous rewards across the entire sequence. In contrast, Antmaze, by default, is set to a sparse reward setting, where rewards are only received upon reaching the final target position.

Results The selection of baseline models for comparison was divided based on the structure adopted by each model, comprising a total of seven models: Value-based RL models TD3+BD(Fujimoto and Gu 2021), CQL(Kumar et al. 2020), models with Transformer architecture DT(Chen et al. 2021), EDT(Wu, Wang, and Hamaya 2024), DC(Kim et al. 2024), and models utilizing SSM DS4(Bar-David et al. 2023), DM(Ota 2024). The results are a combination of experimental results conducted in this study and cited results. For detailed information, please refer to Appendix C.

Experimental results predominantly indicated enhanced or comparable performance across environments. Above all, it is significant in that it demonstrates a higher performance improvement compared to previously proposed offline RL models utilizing SSMs. (Bar-David et al. 2023) lacked the selective scanning feature, which prevented it from utilizing inputs selectively in inference. Additionally, (Ota 2024) did not have an input layer capable of effectively mixing tokens. Moreover, these models did not perform well in the sparse-reward setting of Antmaze dataset. This demonstrated that it is difficult to achieve performance beyond behavioral cloning with only SSMs in a sequence where *rtg* is not given.

Compared to models incorporating a Transformer architecture, a marked performance improvement was observed specifically within the hopper. This highlighted the potential of DMM through the effective combination of SSM and multi-modal token mixers

When using a token mixer with 1D convolution and linear layer, performance improves in all cases. However, the degree of improvement varies, demonstrating that the design of the token mixer in the input layer of SSMs can influence the performance. This suggests that, as shown in Metaformer(Yu et al. 2022), Mamba and other SSMs can also optimize the structure of the input layer according to the domain to enhance performance.

In many benchmark tests, using a multi-modal layer resulted in better outcomes compared to using a single token mixer. This underscores the importance of considering multi-modality in the process of interpreting sequences and selecting actions, and applying this to the modification of abstracted input layers.

Atari

The Atari domain, unlike D4RL, uses image inputs and requires selectively analyzing long action sequences due to delayed rewards. By leveraging the benefits of a 1D convolution filter for token mixing on image data, DMM outperformed decision models using the vanilla-Mamba architecture.

Ablation Study

To validate the model architecture, we conducted new ablation studies. The first study tested the model without the input token mixer at the front in the input layer, isolating the impact of the added component by retaining the second 1D convolution token mixer in the Double input sequence transformation model. The highest normalized test score was recorded after five random seed trainings. Performance degraded in all benchmarks when the first input token mixer was excluded.

Dataset	DMM-DC	DMM-DL	DMM-DC w/o input layer	DMM-DL w/o input layer
hopper-md	96.5	98.6	88.3	89.5
walker2d-md	82.2	81.4	77.3	78.6
antmaze-um	82.0	80.0	68.0	66.0

Table 4: Performance comparison with or without input token mixer

The second study excluded the token mixer for multi-modality (state, action, returns-to-go). With a modest reduction in parameters, performance declined, though not as much as when the input token mixer layer was removed.

Antmaze showed no performance gain by multi-modality. This is because *rtg* value is constant in sparse-reward setting, so using a different token mixer to increase resolution of the input did not significantly impact the performance.

Dataset	DMM-DC w/o multi-modal token mixer	DMM-DL w/o multi-modal token mixer
hopper-md	93.7	94.4
walker2d-md	80.9	81.2

Table 5: Performance without multi-modal token mixer

Conclusion

In this paper, we proposed a novel decision model for offline reinforcement learning (RL) called Decision Meta-Mamba (DMM). DMM introduces a modification to the token mixer in Mamba’s input layer, enabling adjacent step tokens to be mixed before being processed by the selective scan SSM. By incorporating a residual sum connection at the output, DMM reduces information loss from selective scan SSM and achieves higher performance compared to existing Mamba-based models. Experimental results demonstrated that this performance improvement is robust, regardless of the specific design of the token mixer. Additionally, incorporating multi-modality into the token mixer further enhanced performance.

DMM outperformed existing Transformer-based models while maintaining the advantages of Mamba, such as parameter efficiency and fast inference speed.

The integration of SSMs through the modified input layer represents a novel and versatile approach that can be easily applied to other SSM architectures. This opens new possibilities for performance improvements across various SSM models, from the original structured SSM to Gated SSM and Recurrent SSM(Patro and Agneeswaran 2024a).

References

- Bar-David, S.; Zimerman, I.; Nachmani, E.; and Wolf, L. 2023. Decision s4: Efficient sequence-based rl via state spaces layers. *arXiv preprint arXiv:2306.05167*.
- BOURDOIS, L. 2023. Évolution des State Space Models (SSM) en 2022. In *Évolution des State Space Models (SSM) en 2022*.
- Brockman, G.; Cheung, V.; Pettersson, L.; Schneider, J.; Schulman, J.; Tang, J.; and Zaremba, W. 2016. OpenAI Gym. *arXiv:1606.01540*.
- Chen, L.; Lu, K.; Rajeswaran, A.; Lee, K.; Grover, A.; Laskin, M.; Abbeel, P.; Srinivas, A.; and Mordatch, I. 2021. Decision transformer: Reinforcement learning via sequence modeling. *Advances in neural information processing systems*, 34: 15084–15097.
- Fu, J.; Kumar, A.; Nachum, O.; Tucker, G.; and Levine, S. 2020. D4rl: Datasets for deep data-driven reinforcement learning. *arXiv preprint arXiv:2004.07219*.
- Fujimoto, S.; and Gu, S. S. 2021. A Minimalist Approach to Offline Reinforcement Learning. *arXiv:2106.06860*.
- Fujimoto, S.; Meger, D.; and Precup, D. 2019. Off-Policy Deep Reinforcement Learning without Exploration. *arXiv:1812.02900*.
- Furuta, H.; Matsuo, Y.; and Gu, S. S. 2021. Generalized decision transformer for offline hindsight information matching. *arXiv preprint arXiv:2111.10364*.
- Gu, A.; and Dao, T. 2023. Mamba: Linear-time sequence modeling with selective state spaces. *arXiv preprint arXiv:2312.00752*.
- Gu, A.; Goel, K.; and Ré, C. 2021. Efficiently modeling long sequences with structured state spaces. *arXiv preprint arXiv:2111.00396*.
- Gu, A.; Johnson, I.; Goel, K.; Saab, K.; Dao, T.; Rudra, A.; and Ré, C. 2021. Combining Recurrent, Convolutional, and Continuous-time Models with Linear State-Space Layers. *arXiv:2110.13985*.
- Harris, M.; Sengupta, S.; and Owens, J. D. 2007. Parallel prefix sum (scan) with CUDA. *GPU gems*, 3(39): 851–876.
- Janner, M.; Li, Q.; and Levine, S. 2021. Offline reinforcement learning as one big sequence modeling problem. *Advances in neural information processing systems*, 34: 1273–1286.
- Kim, J.; Lee, S.; Kim, W.; and Sung, Y. 2024. Decision ConvFormer: Local Filtering in MetaFormer is Sufficient for Decision Making. *arXiv:2310.03022*.
- Kostrikov, I.; Nair, A.; and Levine, S. 2021. Offline Reinforcement Learning with Implicit Q-Learning. *arXiv:2110.06169*.
- Kumar, A.; Zhou, A.; Tucker, G.; and Levine, S. 2020. Conservative q-learning for offline reinforcement learning. *Advances in Neural Information Processing Systems*, 33: 1179–1191.
- Lee, K.-H.; Nachum, O.; Yang, M. S.; Lee, L.; Freeman, D.; Guadarrama, S.; Fischer, I.; Xu, W.; Jang, E.; Michalewski, H.; et al. 2022. Multi-game decision transformers. *Advances in Neural Information Processing Systems*, 35: 27921–27936.
- Levine, S.; Kumar, A.; Tucker, G.; and Fu, J. 2020. Offline Reinforcement Learning: Tutorial, Review, and Perspectives on Open Problems. *arXiv:2005.01643*.
- Liu, Y.; Tian, Y.; Zhao, Y.; Yu, H.; Xie, L.; Wang, Y.; Ye, Q.; and Liu, Y. 2024. VMamba: Visual State Space Model. *arXiv:2401.10166*.
- Mnih, V.; Kavukcuoglu, K.; Silver, D.; Graves, A.; Antonoglou, I.; Wierstra, D.; and Riedmiller, M. 2013. Playing Atari with Deep Reinforcement Learning. *arXiv:1312.5602*.
- Nguyen, H. 2007. *Gpu gems 3*. Addison-Wesley Professional.
- Ota, T. 2024. Decision mamba: Reinforcement learning via sequence modeling with selective state spaces. *arXiv preprint arXiv:2403.19925*.
- Patro, B. N.; and Agneeswaran, V. S. 2024a. Mamba-360: Survey of State Space Models as Transformer Alternative for Long Sequence Modelling: Methods, Applications, and Challenges. *arXiv:2404.16112*.
- Patro, B. N.; and Agneeswaran, V. S. 2024b. Simba: Simplified mamba-based architecture for vision and multivariate time series. *arXiv preprint arXiv:2403.15360*.
- Sabour, S.; Frosst, N.; and Hinton, G. E. 2017. Dynamic Routing Between Capsules. *arXiv:1710.09829*.
- Wang, C.; Tsepa, O.; Ma, J.; and Wang, B. 2024a. Graph-mamba: Towards long-range graph sequence modeling with selective state spaces. *arXiv preprint arXiv:2402.00789*.
- Wang, Y.; Yang, C.; Wen, Y.; Liu, Y.; and Qiao, Y. 2024b. Critic-guided decision transformer for offline reinforcement learning. In *Proceedings of the AAAI Conference on Artificial Intelligence*, volume 38, 15706–15714.
- Wang, Z.; Kong, F.; Feng, S.; Wang, M.; Yang, X.; Zhao, H.; Wang, D.; and Zhang, Y. 2024c. Is mamba effective for time series forecasting? *arXiv preprint arXiv:2403.11144*.
- Weissenbacher, M.; Sinha, S.; Garg, A.; and Kawahara, Y. 2022. Koopman Q-learning: Offline Reinforcement Learning via Symmetries of Dynamics. *arXiv:2111.01365*.
- Wu, Y.-H.; Wang, X.; and Hamaya, M. 2024. Elastic decision transformer. *Advances in Neural Information Processing Systems*, 36.
- Yu, W.; Luo, M.; Zhou, P.; Si, C.; Zhou, Y.; Wang, X.; Feng, J.; and Yan, S. 2022. Metaformer is actually what you need for vision. In *Proceedings of the IEEE/CVF conference on computer vision and pattern recognition*, 10819–10829.
- Zhu, L.; Liao, B.; Zhang, Q.; Wang, X.; Liu, W.; and Wang, X. 2024. Vision mamba: Efficient visual representation learning with bidirectional state space model. *arXiv preprint arXiv:2401.09417*.
- Zhuang, Z.; Peng, D.; Liu, J.; Zhang, Z.; and Wang, D. 2024. Reinformer: Max-return sequence modeling for offline rl. *arXiv preprint arXiv:2405.08740*.

Appendix

A. Self-Attention and SSM

We have verified the impact of MMTM on performance through previous experiments. Additionally, to investigate whether SSM can improve performance when used with other types of token mixers, we tested a model using self-attention from Decision Transformer as the token mixer and Mamba’s SSM as the channel mixer, replacing the conventional MLP layer. The results, as shown in Table 4, demonstrated a remarkable improvement in performance.

Both Self-attention and selective scan SSM operate by selectively combining inputs to generate outputs, but they employ different methods. This combination of their strengths led to enhanced results. However, we obtained lower performance compared to models utilizing 1D convolution or linear layers. This observation suggests that the concept of the DMM, which first integrates tokens in close proximity and then performs selective integration with information from tokens at distant steps, can provide higher performance compared to models that only employ two types of selective combinations.

	Self-Attention	Self-Attention + SSM
hopper-md	68.4	83.6
hopper-mr	82.5	90.3

Table 6: Performance Impact on Self-attention token mixer model with SSM as a Channel Mixer

B. Parameter Efficiency

As shown in Figure 2, the DMM requires significantly fewer parameters to train a model of equivalent performance compared to traditional models using the transformer architecture. This is attributed to the model’s characteristics that utilize the Selective Scan SSM, which employs convolutional filters, and its ability to maintain performance with smaller input embeddings. Table 7 presents the total number of parameters and the parameter-to-score ratio for all the models we experimented with. When using MMTM entirely as 1D-Convolution, the overall model size could be reduced to approximately 6% while achieving similar performance. This demonstrates the achievement of developing a resource-efficient model. Even when employing a linear layer for the input layer, the model still exhibited efficiency in the parameter-to-score ratio.

Dataset	item	DT	DC	DMM-C	DMM-DC	DMM-L	DMM-DL
hopper-md	n of params	727695	1858307	358403	110467	1235075	1204291
hopper-md	n of params / score	10638.8	20716.9	3804.7	1144.7	12838.6	12213.9
walker2d-md	n of params	730008	537478	32390	36422	85670	306854
walker2d-md	n of params / score	9530.1	6735.3	396.9	443.1	1053.8	3769.7
antmaze-um	n of params	730008	539528	361992	112264	1238664	1206088
antmaze-um	n of params / score	10549.2	6273.6	4258.7	1403.3	14075.7	14708.4

Table 7: parameter efficiency

C. Implementation Details

All experiments were conducted using an Nvidia RTX 3060 12GB GPU on an Ubuntu OS.

In the experiments, to limit the effect of hyperparameters, most parameters were used identically to those in the (Kim et al. 2024) except the embedding dimension.

The results of the value-based model in the Mujoco and Antmaze domains are cited from Decision Convformer, while the Antmaze results for EDT are cited from (Zhuang et al. 2024). The remaining results are recorded from our own experiments.

Name	Value
Number of layers	3
Batch size	64
Context length K	8
Embedding dimension	64 (32 for Walker2D)
Dropout	0.1
Nonlinearity function	SiLU
Grad norm clip	0.25
Weight decay	10^{-4}
Learning rate decay	Linear warmup
Total number of updates	10^5

Table 8: Common hyperparameters of DMM on training of Mujoco and Antmaze

As confirmed by the experimental results in the Table 7, when the input embedding dimension was reduced, the DMM model exhibited robust results without performance degradation, unlike other models. Thus, the adjusted input dimension was set as the default.

	DMM-DL 128	DMM-DL 64
hopper-md	97.1	96.2
walker2d-md	79.7	81.3
halfcheetah-md	43.1	43.0

Table 9: Performance According to Input Embedding Dimension

In the Atari domain, the setup was generally consistent with that of the Decision Convformer except embedding dimension. (Kim et al. 2024) employed embeddings of 256 dimensions in the hopper to enhance performance, which resulted in a substantial difference in the number of parameters used, as illustrated in Figure 2, when compared to the DMM.

Name	Value
Number of layers	6
Embedding dimension	128
Batch size	64
Return-to-go conditioning	90 Breakout ($\approx 1 \times \max$ in dataset) 2500 Qbert ($\approx 5 \times \max$ in dataset) 20 Pong ($\approx 1 \times \max$ in dataset) 1450 Seaquest ($\approx 5 \times \max$ in dataset) 520 Asterix ($\approx 5 \times \max$ in dataset) 950 Frostbite ($\approx 5 \times \max$ in dataset) 780 Assault ($\approx 5 \times \max$ in dataset) 2750 Gopher ($\approx 5 \times \max$ in dataset)
Encoder channels	32, 64, 64
Encoder filter sizes	$8 \times 8, 4 \times 4, 3 \times 3$
Encoder strides	4, 2, 1
Max epochs	10
Dropout	0.1
Learning rate	6×10^{-4}
Adam betas	(0.9, 0.95)
Grad norm clip	1.0
Weight decay	0.1
Learning rate decay	Linear warmup and cosine decay
Warmup tokens	$512 * 20$
Final tokens	$2 * 500000 * K$
Context length	20

Table 10: Common hyperparameters of DMM on training of Atari

D. The Effect of Activation Functions RELU, GELU, and SiLU.

We confirmed performance improvements by changing the activation function to GELU during experiments with the Decision Convformer on the AntMaze task, which provides sparse rewards. In the Transformer architecture, the ReLU activation function is typically used following the MLP, which acts as a channel mixer. The modification involved replacing this with GELU. Conversely, in the Mamba architecture, the SiLU activation function is used in the input layer preceding the selective scan SSM.

As observed in the Table 9, changing the activation function from SiLU to GELU in the DMM did not result in any performance change. The reason for this can be found in Figure 5, which shows that SiLU and GELU exhibit similar functional behavior. The functional difference between ReLU and GELU is most pronounced near zero, where the majority of values lie, potentially impacting performance. However, since SiLU does not exhibit significant differences in function values compared to GELU around zero, the impact on overall model performance is likely to be minimal.

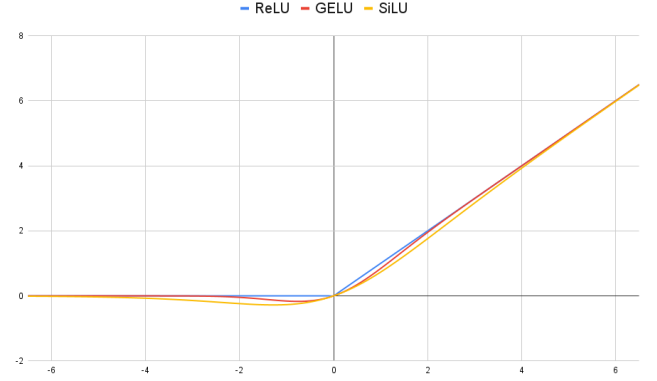


Figure 5: Graphs of ReLU, GELU, SiLU activation functions

	DMM-GELU	DMM-SiLU
antmaze-um	82.4	85.0
antmaze-ud	78.0	81.0

Table 11: Performance According to Input Embedding Dimension

E. Selective Scan Feature Activation

We examined whether the hidden state at a specific step could approach zero by analyzing the output feature map of the selective scan. As shown in Figure 6, the values at certain steps were predominantly distributed near zero. Due to the structure of Mamba, where the output of the selective scan SSM is multiplied by the residual, causing the values

to become zeros, it becomes challenging for signals to propagate effectively. DMM addresses this issue by incorporating a residual sum mechanism. Furthermore, we observed that the actions at specific steps were activated in the feature map, confirming that information from distal steps is integrated during the final inference process.

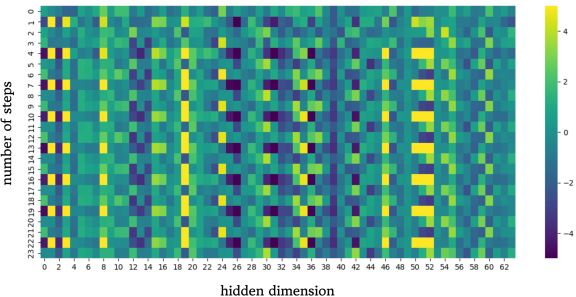


Figure 6: A feature map from a selective scan SSM