

Boolean Matrix Logic Programming

Lun Ai¹ and Stephen H. Muggleton²

¹Department of Life Sciences, Imperial College London, London, UK

²Department of Computing, Imperial College London, London, UK
{lun.ai15,s.muggleton}@imperial.ac.uk

Abstract

We describe a datalog query evaluation approach based on efficient and composable boolean matrix manipulation modules. We first define an overarching problem, Boolean Matrix Logic Programming (BMLP), which uses boolean matrices as an alternative computation to evaluate datalog programs. We develop two novel BMLP modules for bottom-up inferences on linear dyadic recursive datalog programs, and show how additional modules can extend this capability to compute both linear and non-linear recursive datalog programs of arity two. Our empirical results demonstrate that these modules outperform general-purpose and specialised systems by factors of 30x and 9x, respectively, when evaluating large programs with millions of facts. This boolean matrix approach significantly enhances the efficiency of datalog querying to support logic programming techniques.

1 Introduction

A great body of work (Ceri, Gottlob, and Tanca 1989; Afrati, Gergatsoulis, and Toni 2003; Cropper et al. 2021; Sato, Inoue, and Sakama 2018; Evans and Grefenstette 2018; Gupta, Cheng, and Ludascher 2019) has focused on datalog programs as specifications of first-order logic in AI and an essential language for querying knowledge bases. Traditional datalog query evaluations primarily concentrate on symbolic computations. However, matrix operations have been shown to provide high-performance datalog query evaluations (Sato 2017b). As shown in Figure 1, boolean matrix logic programming could allow AI developers to combine efficient operations to evaluate complex datalog programs in reasoning about perceptions (Dai et al. 2018; Evans and Grefenstette 2018), inductive and abductive learning (Muggleton, Lin, and Tamaddoni-Nezhad 2015; Dai and Muggleton 2021; Sato, Inoue, and Sakama 2018).

Many studies (Nickel, Tresp, and Kriegel 2011; Grefenstette 2013; Rocktäschel and Riedel 2017; Yang, Yang, and Cohen 2017; Sato 2017a) have explored first-order logic program evaluation in tensor spaces. Despite the compatibility with off-the-shelf tensor frameworks, embedding recursive datalog programs has been difficult for tensor techniques. Bounded-depth queries of linear recursive datalog programs have been approximated (Cohen, Yang, and

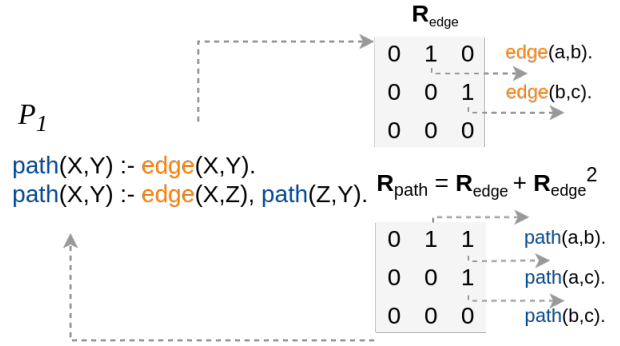


Figure 1: \mathcal{P}_1 describes the transitive closure connectivity between two nodes. \mathbf{R}_{edge} and \mathbf{R}_{path} are boolean matrices.

Mazaitis 2020) but it is known that determining the boundedness is undecidable (Gaifman et al. 1993). Rewriting linear datalog programs in linear tensor algebra has only been possible for dyadic programs where every variable in a clause appears exactly in two literals (Sato 2017b). Exact arithmetic solutions for multilinear datalog programs cannot be effectively computed and are not composable. In contrast, boolean matrix operations provide the correctness guarantee and modularisation in evaluating datalog programs.

In this paper, we explore an alternative logic programming approach to datalog query answering based on boolean matrices. To start, we propose *Boolean Matrix Logic Programming* (BMLP) as a general query answering problem with boolean matrices. We focus on datalog programs where clauses contain predicates of arity at most two (\mathcal{P}_1 as an example program). Arity-two datalog programs extended with predicates that encode function input-output pairs have Universal Turing Machine expressivity (Tärnlund 1977). The BMLP problem is the first formalisation of this kind as a broad logic programming task. Theoretically, we prove BMLP modules can be combined to evaluate arity-two linear and non-linear recursive datalog programs. To showcase composability, we evaluate a non-linear program by combining a BMLP module with boolean matrix operations and explain how BMLP modules relate to second-order datalog programs. Implementation-wise, we created two BMLP modules for programs having the same form as \mathcal{P}_1 , repeated

matrix squaring (BMLP-RMS) and selective matrix product (BMLP-SMP). These two BMLP modules have been written in the general-purpose Prolog system SWI-Prolog to enable accessibility and reusability. The runtime of these BMLP modules has been studied both theoretically and empirically.

Novelty, impact and contributions:

- We define the Boolean Matrix Logic Programming (BMLP) problem.
- We introduce two BMLP modules, BMLP-RMS and BMLP-SMP, based on boolean matrix operations, with implementations in SWI-Prolog.
- We theoretically prove the composability of linear BMLP modules for multilinear programs based on closed semiring and relational algebra.
- We empirically show that BMLP-SMP and BMLP-RMS significantly outperform state-of-the-art datalog engine Souffle (Scholz et al. 2016), ASP solver Clingo (Gebser et al. 2014), general-purpose Prolog systems B-Prolog (Zhou 2012) and SWI-Prolog (Wielemaker et al. 2012) in runtime efficiency.

2 Related work

Bottom-up datalog evaluation. Most approaches (Vieille 1986; Ceri, Gottlob, and Tanca 1989; Beeri and Ramakrishnan 1991; Afrati, Gergatsoulis, and Toni 2003; Tekle and Liu 2011; Scholz et al. 2016; Hu, Motik, and Horrocks 2022) employed traditional symbol manipulations. Obtaining the least model of graph-like datalog programs can be reduced to computing the transitive closure of boolean matrices (Peirce 1932; Copilowish 1948). Fischer and Meyer (1971) studied a logarithmic divide-and-conquer computation technique by viewing relational databases as graphs and showed a significant computational improvement over direct concatenation of matrix operators. A similar approach was explored by Ioannidis (1986) for computing the fixpoint of recursive Horn clauses. Compared with traditional Inductive Logic Programming (ILP) (Muggleton 1991) which searches for generalisable rules symbolically, Muggleton (2023) employed the logarithmic technique in the DeepLog ILP system. It constructs the bottom clause iteratively through repeated squaring of boolean matrices.

Datalog evaluation in tensor space. Grefenstette (2013) developed a tensors-based calculus to represent truth values of domain entities, logical relations and operators for first-order logic but this did not treat the quantifiers in datalog programs. Nickel et al. (2011) represented semantic webs’ binary relations in bilinear form and truth values of ground atoms as tensors. Rocktäschel et al. (2015) computed the inner product between one-hot vectors encoding entity pairs and binary relations for the truth values. Unlike our approach, they only approximated linear datalog queries and did not model recursions. As previously mentioned, Sato (2017a; 2017b) showed that a subset of linear recursive datalog programs with arity two can be embedded in tensor space as linear algebraic equations. Sato et al. (2018) established a linear algebra abduction framework

based on this approach. Here, in contrast to BMLP, arithmetic solutions of algebraic systems do not apply non-linear datalog programs and require all-in-one-piece implementations.

First-order rule learning with tensors. While a substantial body of work explored rule learning using tensors, most only approximated first-order inference. Neural-symbolic methods (Rocktäschel and Riedel 2017; Yang, Yang, and Cohen 2017) approximated first-order datalog queries through differentiable unification operators to construct neural networks. In a similar approach, Cohen et al. (2020) used beliefs propagation for bounded-depth probabilistic inferences in stochastic logic programs using off-the-shelf deep learning frameworks. Others only applied tensors to induction but not for query answering. The δ ILP framework developed by Evans and Grefenstette (2018) utilises program templates to invent predicates and perform gradient descent in binary neural networks to optimise weights of candidate rules. Dai and Muggleton (2021) combined ILP with neural networks to extract probabilistic facts from sub-symbolic data and search for first-order theories based on second-order program templates.

3 Background

A variable is a character string beginning with an uppercase letter. A predicate or constant is a character string starting with a lowercase letter. A Horn clause is a disjunctive clause with at most one positive literal. We consider a term to be either a constant or a variable. A definite clause is a Horn clause with one positive literal. A query is a user-posted Horn clause without a positive literal. A fact is a definite clause with only a positive literal and no variables. A first-order definite clause has the form, $A_0 \leftarrow A_1, \dots, A_n$ and A_0 is the head and each A_i is a body literal. $A_i = r_i(x_1, \dots, x_k)$ has arity k and r_i is a predicate symbol applied to a tuple of terms x_j . A second-order definite clause contains second-order variables that can be bound to predicate symbols. A definite clause is range-restricted if every variable in A_0 appears among variables in A_k for $1 \leq k \leq n$. All non-range-restricted definite clauses have equivalent range-restricted forms (Ioannidis and Wong 1991). We refer to a definite clause as a clause.

A recursive clause has a predicate in its body that also appears in the head of some clause. A linear recursive clause (e.g. the second clause in \mathcal{P}_1) has at most one predicate in its body that appears in the head of some clause (Ioannidis and Wong 1991). A datalog program is a set of definite clauses without function symbols. A recursive datalog program has a recursive clause. A linear datalog program (e.g. \mathcal{P}_1) only contains linear clauses. This definition differs from piecewise linear programs (Bancilhon and Ramakrishnan 1986) which can be decomposed into multiple linear programs. H_n^2 datalog programs (Muggleton, Lin, and Tamaddoni-Nezhad 2015; Cropper and Tournet 2020) contain predicates of arity at most two and at most n literals in the body of each clause. A clause α entailed by a program \mathcal{P} is written as $\mathcal{P} \models \alpha$. The least model is the minimal set containing all facts that are entailed by \mathcal{P} .

Relational algebra (Codd 1970) provides an algebraic structure to evaluate the least models of datalog programs. We apply results to binary relations which are equivalent to dyadic predicates. Three relational operators are of importance (Ioannidis and Wong 1991) which we refer to as the operator set S . In logic programming terms, *cross product* concatenates arguments of one predicate with all arguments of another predicate. *Selection* picks facts of one predicate based on some constraints. *Projection* maps a predicate to a subset of its arguments according to some specifications. Importantly, any operator created from S by concatenations or unions is a linear relational operator in a closed semiring (Ioannidis and Wong 1991).

Finally, matrix algebra implements the transitive closure of binary relations (Ceri, Gottlob, and Tanca 1989). For example, a set of linear equations can describe the recursive program \mathcal{P}_1 in Section 1:

$$\mathbf{R}_2^0 = \mathbf{0} \quad \mathbf{R}_2^k = \mathbf{R}_1 + \mathbf{R}_1 \mathbf{R}_2^{k-1} \quad (1)$$

where facts $edge(r_1)$ and a recursive clause $path(r_2)$ can be represented as two $n \times n$ incidence matrices $\mathbf{R}_1, \mathbf{R}_2$ such that $(\mathbf{R}_k)_{ij} = 1$ if $\mathcal{P} \models r_k(c_i, c_j)$ for constants c_i, c_j and $(\mathbf{R}_k)_{ij} = 0$ otherwise. The transitive closure $\mathbf{R}_2^* = \mathbf{R}_1(\mathbf{I} + \mathbf{R}_2^*)$ has a solution $\mathbf{R}_2^* = \sum_{k=1}^{\infty} \mathbf{R}_1^k$ that gives r_2 in the least model (Aho and Ullman 1979). Two matrices are equal $\mathbf{A} = \mathbf{B}$ if $\mathbf{A}_{ij} = \mathbf{B}_{ij}$ for all i, j . Boolean matrix addition “+” is defined as $(\mathbf{A} + \mathbf{B})_{ij} = \mathbf{A}_{ij} \vee \mathbf{B}_{ij}$. Boolean matrix multiplication “ \times ” is defined as $(\mathbf{A} \times \mathbf{B})_{ij} = \bigvee_{k=0}^n \mathbf{A}_{ik} \wedge \mathbf{B}_{kj}$ and is abbreviated as \mathbf{AB} . \mathbf{I} is the identity and $\mathbf{0}$ is the all-zeros matrix. Logical operations “ \wedge ”, “ \vee ”, “ \neg ” and their derivatives on matrices are performed element-wise, e.g. $(\mathbf{A} \wedge \mathbf{B})_{ij} = \mathbf{A}_{ij} \wedge \mathbf{B}_{ij}$.

4 Boolean matrix logic programming

In contrast to traditional logical inferences that manipulate symbols, BMLP emphasises *programming* boolean matrix operators. As we will explain in the rest of the paper, combining modules facilitates diverse architectures for efficient first-order query answering in datalog programs. In addition, each BMLP module corresponds to a second-order datalog program, which provides an alternative perspective of Inductive Logic Programming. We present an example of the boolean matrix encoding and implementations of two BMLP modules.

4.1 Problem definition

Definition 1 (BMLP problem). *Let \mathcal{P} be a H_n^2 datalog program containing a set of clauses with predicate symbol r . The goal of Boolean Matrix Logic Programming (BMLP) is to output a boolean matrix \mathbf{R} encoded in datalog such that $(\mathbf{R})_{ij} = 1$ if $\mathcal{P} \models r(c_i, c_j)$ for constants c_i, c_j and $(\mathbf{R})_{ij} = 0$ otherwise.*

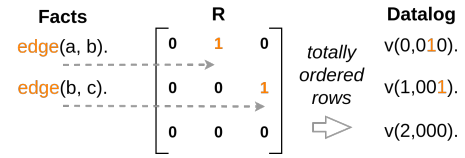
Boolean Matrix Logic Programming (BMLP) is general for monadic predicates which can be expressed via dyadic predicates by repeating the single argument. Stored higher-arity predicates are expressible via multiple binary predicates. An arbitrary predicate representing input-output pairs of a computation can be mapped to composite constants such as c_1-c_2 . A subset of H_n^2 programs, namely the H_2^2 program

class (Muggleton, Lin, and Tamaddoni-Nezhad 2015), has the same expressiveness as a Universal Turing Machine if it is extended with predicates that represent function input-output pairs (Tärnlund 1977). We can encode the least model as a boolean matrix by considering a bijective mapping from composite constants to a subset of natural numbers. We assume matrices are stored in a database or can be derived directly from non-recursive clauses. Handling dynamic addition and deletion of facts is discussed as future work.

4.2 Boolean matrix representation

A bijective function maps constants in a datalog program \mathcal{P} to a subset of natural numbers \mathbb{N}_0 . Mapped constants are totally ordered by the “ \leq ” relation so each constant is uniquely identified. We encode a boolean matrix \mathbf{R} in datalog to express a clause r . Every matrix row $(\mathbf{R})_{i,*}$ is a fact $v(i, b_i)$ and b_i is denoted by a binary code such that the j -th bit $(b_i)_j$ is 1 if $\mathcal{P} \models r(c_i, c_j)$ and 0 otherwise.

Example 1. *Consider \mathcal{P}_1 in Section 1. A boolean matrix \mathbf{R} is created from $\{edge(a, b), edge(b, c)\} \cup \mathcal{P}_1$. Constants $\{a, b, c\}$ are mapped to row and column indices $\{0, 1, 2\}$. The v facts on the right represent rows in \mathbf{R} .*



When c_i and c_j ($0 \leq i, j < n$) come from the same set of constants, a boolean matrix created this way is a $n \times n$ square matrix and an operator with the same domain and range. Vectors are treated as single-row matrices.

4.3 BMLP modules

From a high level, each BMLP module aims to map one set of facts to another set via multiple boolean matrix operations. $\mathcal{C}_{\mathcal{P}}^k$ denotes the set of all derivable k -arity facts in a datalog program \mathcal{P} .

Definition 2 (BMLP module). *A BMLP module is an operator $f : 2^{\mathcal{C}_{\mathcal{P}}^2} \rightarrow 2^{\mathcal{C}_{\mathcal{P}}^2}$ where $\mathcal{C}_{\mathcal{P}}^2$ is encoded by boolean matrices.*

Let r_1 be a stored or directly derivable non-recursive predicate. r_2 is a recursive predicate that depends on r_1 . BMLP-SMP and BMLP-RMS (Figure 2) evaluate queries for the following linear recursive H_2^2 datalog program \mathcal{P}_2 :

$$\begin{aligned} r_2(X, Y) &\leftarrow r_1(X, Y). \\ r_2(X, Y) &\leftarrow r_1(X, Z), r_2(Z, Y). \end{aligned}$$

Boolean matrices \mathbf{R}_1 and \mathbf{R}_2 encode r_1 and r_2 . BMLP-RMS evaluates all derivable groundings of r_2 , while the BMLP-SMP module only finds derivable facts from a partially grounded query $r_2(c, Y)$ given some constant c .

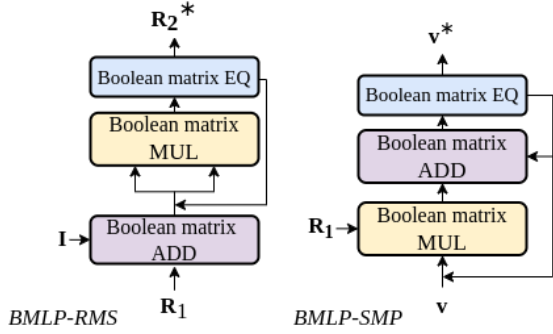


Figure 2: Two BMLP modules that we propose.

Repeated matrix squaring (BMLP-RMS). BMLP-RMS computes $\sum_{k=0}^{\infty} \mathbf{R}_1^k$ using the closed semiring of square boolean matrices with boolean matrix multiplication, addition, all-zeros matrix $\mathbf{0}$ and identity \mathbf{I} (Droste and Kuich 2009). The transitive closure $\sum_{k=0}^{\infty} \mathbf{A}^k$ of a squared boolean matrix \mathbf{A} is computable by logarithmic technique in $O(n^3 \log_2 n)$ time (Fischer and Meyer 1971):

$$\sum_{k=0}^{\infty} \mathbf{A}^k = \prod_{k=0}^{\infty} (\mathbf{I} + \mathbf{A}^{2^k}) = (\mathbf{I} + \mathbf{A})(\mathbf{I} + \mathbf{A}^2)(\mathbf{I} + \mathbf{A}^4) \dots \quad (2)$$

Given n constants and facts of the predicate r_1 , we compile a $n \times n$ matrix \mathbf{R}_1 such that $(\mathbf{R}_1)_{ij} = 1$ if $\mathcal{P} \models r_1(c_i, c_j)$ and otherwise $(\mathbf{R}_1)_{ij} = 0$. We first consider an alternative form of $\sum_{k=0}^{\infty} \mathbf{R}_1^k$ (Ioannidis 1986):

$$\sum_{k=0}^{\infty} \mathbf{R}_1^k = \lim_{k \rightarrow \infty} (\mathbf{I} + \mathbf{R}_1)^k = (\mathbf{I} + \mathbf{R}_1)(\mathbf{I} + \mathbf{R}_1) \dots \quad (3)$$

Equation (3) performs boolean matrix operations on the same elements in the matrix $(\mathbf{I} + \mathbf{R}_1)$. To avoid this, we take a similar approach to the logarithmic technique in Equation (2) to skip computations by repeatedly squaring matrix products. We re-arrange Equation (3) as Equation (4):

$$\prod_{k=1}^{\infty} (\mathbf{I} + \mathbf{R}_1)^{2^k} = (\mathbf{I} + \mathbf{R}_1)(\mathbf{I} + \mathbf{R}_1)(\mathbf{I} + \mathbf{R}_1)^2(\mathbf{I} + \mathbf{R}_1)^4 \dots \quad (4)$$

The advantage of Equation (4) over (2) is that at iteration k , BMLP-RMS computes $(\mathbf{I} + \mathbf{R}_1)^{2^k}$ by only squaring the matrix product $(\mathbf{I} + \mathbf{R}_1)^{2^{k-1}}$ from the previous iteration. Then BMLP-RMS outputs the transitive closure solution $\mathbf{R}_2^* = (\sum_{k=0}^{\infty} \mathbf{R}_1^k) \mathbf{R}_1$ for Equation (1).

Selective matrix product (BMLP-SMP). Compared with BMLP-RMS, the BMLP-SMP module aims to find a specific subset of the least model and does not compute irrelevant facts. For a partially grounded query $r_2(c, Y)$, the constant c is encoded as a $1 \times n$ vector \mathbf{v} . We consider a $n \times n$ square matrix \mathbf{R}_1 having the same encoding as for BMLP-RMS.

BMLP-SMP selects a subset of elements in \mathbf{R}_2^* via \mathbf{v} :

$$\mathbf{v}^* = \mathbf{v} \mathbf{R}_2^* = \mathbf{v} \sum_{k=1}^{\infty} \mathbf{R}_1^k = (\mathbf{v} + \mathbf{v} \sum_{k=1}^{\infty} \mathbf{R}_1^k) \mathbf{R}_1 \quad (5)$$

The selection in Equation (5) can be pushed further into the summation $\mathbf{v} + \sum_{k=1}^{\infty} (\mathbf{v} \mathbf{R}_1^{k-1}) \mathbf{R}_1$. This is a boolean matrix variant of the query-subquery evaluation (Vieille 1986). Its computational advantage is that it considers the constant provided in the query as early as possible and the product of \mathbf{v} with \mathbf{R}_1 at iteration k is calculated from the previous product. BMLP-SMP returns the subset of transitive closure solution \mathbf{v}^* by multiplying the summation with \mathbf{R}_1 .

BMLP-RMS computes \mathbf{R}_2^* that correctly represents r_2 facts derivable in \mathcal{P}_2 and BMLP-SMP calculates \mathbf{v}^* that correctly describes r_2 facts derivable in \mathcal{P}_2 with the first argument c . These follow directly from computing the transitive closure solution $\sum_{k=1}^{\infty} \mathbf{R}_1^k$, so we omit this trivial proof.

4.4 BMLP composability

Multiple BMLP modules can be combined by computing, storing and reusing the output of modules. The simplest modules compute linear H_n^2 datalog programs.

Definition 3 (Linear BMLP modules). *A BMLP module is called linear if it computes a linear H_n^2 datalog program.*

BMLP-RMS and BMLP-SMP are linear modules by construction. Recall the relational operator in the set S , namely cross product, selection and projection. Boolean matrix operations in BMLP-RMS and BMLP-SMP have equivalent relation operators. Boolean matrix multiplications and additions can be viewed as cross products with projections and selections.

Theorem 1. *Every linear H_n^2 datalog program can be computed by some composition of linear BMLP modules.*

Proof. Every linear datalog program with range-restricted or non-range-restricted clauses can be computed by concatenations or unions of linear relational operators from S (Ioannidis and Wong 1991). A BMLP module corresponding to linear binary relation operators is linear by Definition 3. Owing to the closed semiring of linear relational operators, the concatenation or union of linear BMLP modules is also linear. \square

We then prove the composability of linear BMLP modules for multilinear recursive datalog programs. A clause with m recursive predicates is m -linear if fixing a subset of $m - 1$ predicates as non-recursive would make this clause linear.

Theorem 2. *Every m -linear H_n^2 datalog program is computable by some composition of linear BMLP modules.*

Proof. This follows from Theorem 1. A m -linear recursive datalog program contains m -linear clauses and can be reduced to $m - 1$ bilinear clauses (Ioannidis and Wong 1991). Every bilinear clause ($m = 2$) can be evaluated by interleaving computation of linear programs with respect to some partial ordering on the predicates (Tarski 1955). \square

We illustrate the composability of BMLP modules and boolean matrix operations via a program that tells if a location is foreign to a region. The type of entities involved is *location*. Two non-recursive dyadic predicates *contains* and *adjoins* are encoded by $\mathbf{R}_{contains}$ and $\mathbf{R}_{adjoins}$. Assume constants $\{g1, g2, g3, g4, t1, t2, t3\}$ and relations *contains*($t1, g2$), *contains*($g3, t1$) and *adjoins*($g3, g4$) are known. The first H_2^2 program \mathcal{P}_3 represents the transitive closure of containment relation and is directly computable by the BMLP-RMS module:

$$\begin{aligned} hasPlace(X, Y) &\leftarrow contains(X, Y). \\ hasPlace(X, Y) &\leftarrow contains(X, Z), hasPlace(Z, Y). \end{aligned}$$

Then, the following program \mathcal{P}_4 describes whether a location is in a neighbouring area of a region. This program has m-linear recursive clauses. Two clauses inverse their arguments and require transposing matrices from the *adjoins* and *hasPlace* relations.

$$\begin{aligned} indirectlyPartOf(X, Y) &\leftarrow adjoins(X, Y). \\ indirectlyPartOf(X, Y) &\leftarrow adjoins(Y, X). \\ indirectlyPartOf(X, Y) &\leftarrow hasPlace(Z, X), \\ &\quad indirectlyPartOf(Z, Y). \end{aligned}$$

The next program \mathcal{P}_5 has a single clause *isForeign*. This program contains a stratified negation (Dantsin, Eiter, and Gottlob 2001) and extends the datalog with a negated body literal *not indirectlyPartOf*(X, Y). This negated body literal can be evaluated through the difference between the all-ones matrix and the matrix of *indirectlyPartOf*. All groundings of *isForeign* except *isForeign*($t1, g4$), *isForeign*($g2, g4$), *isForeign*($g3, g4$) and *isForeign*($g4, g3$) are true.

$$\begin{aligned} isForeign(X, Y) &\leftarrow location(X), location(Y), \\ &\quad not\ indirectlyPartOf(X, Y). \end{aligned}$$

The combination of linear and m-linear programs $\mathcal{P}_3 \cup \mathcal{P}_4 \cup \mathcal{P}_5$ is represented by the composition of boolean matrix operations and BMLP-RMS module in Figure 3. The *isForeign* predicate is encoded by the output matrix $\mathbf{R}_{isForeign}$. This contrasts with tensor-based approaches such as (Sato 2017b) since is difficult to solve algebraic equations arithmetically that represent m-linear recursive datalog programs.

4.5 BMLP modules as second-order programs

BMLP modules are quantified on matrices compatible in size where each can be bound to a predicate as in a second-order recursive clause. For example, the BMLP-RMS module can represent the following program:

$$\begin{aligned} P(X, Y) &\leftarrow Q(X, Y). \\ P(X, Y) &\leftarrow Q(X, Z), P(Z, Y). \end{aligned}$$

where $\{P, Q\}$ are existentially quantified second-order variables that are instantiated by *hasPlace* and *contains* in in Figure 3. The composition of matrix operations and BMLP-RMS represents additional predicates to the stored *contains* and *adjoins* facts. Recent ILP system invents predicates via

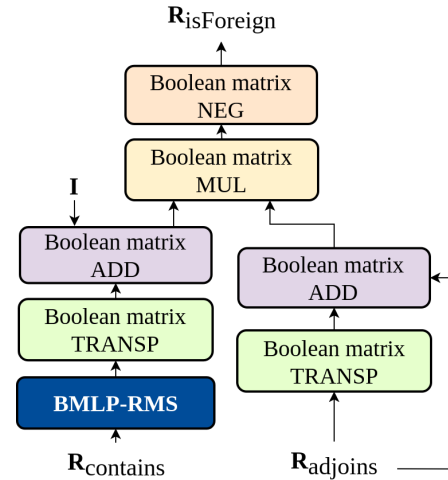


Figure 3: Combining boolean matrix operations with BMLP module. TRANSP is the matrix transpose and NEG negates every bit in the input matrix.

high-order language bias (Muggleton, Lin, and Tamaddoni-Nezhad 2015) or learn constraints (Cropper et al. 2021). The DeepLog ILP system (Muggleton 2023) invents predicates using boolean matrices to represent two H_2^2 second-order programs. While it falls within the BMLP setting, the author did not propose any boolean matrix framework.

5 Implementation

BMLP-SMP and BMLP-RMS modules are implemented in general-purpose Prolog system SWI-Prolog to accommodate accessibility and reusability for other architectures. Boolean matrix addition, multiplication, transpose and negation are implemented based on boolean operations in SWI-Prolog. In SWI-Prolog, all binary codes are written compactly as equivalent decimal integers whose length can be flexibly extended. BMLP does not exclude infinite domains theoretically but practically machines have finite memory so we limit our implementations to finite-size relations. Matrices are treated as compiled predicates in SWI-Prolog and can be re-consulted if they have changed. Modules store intermediate computation results to be reused. This saves computation resources but would trade off storage.

BMLP-RMS uses addition and multiplication to compute the transitive closure in Equation (4) via Algorithm 1.

Algorithm 1: Repeated matrix squaring (BMLP-RMS)

Input: A $n \times n$ boolean matrix \mathbf{R}_1 , identity matrix \mathbf{I} .

Output: Transitive closure \mathbf{R}_2^* .

- 1: Let $\mathbf{R} = \mathbf{I} + \mathbf{R}_1$, $\mathbf{R}_2^* = \mathbf{0}$.
 - 2: **while** *True* **do**
 - 3: $\mathbf{R}_2^* = \mathbf{R}^2$.
 - 4: $\mathbf{R} = \mathbf{R}_2^*$ if $\mathbf{R}_2^* \neq \mathbf{R}$ else break.
 - 5: **end while**
 - 6: $\mathbf{R}_2^* = \mathbf{R}_2^* \mathbf{R}_1$
-

Proposition 1. Given a $n \times n$ boolean matrix \mathbf{R}_1 , Algorithm 1 has a time complexity $O(n^3 \log_2 n)$ for computing the transitive closure \mathbf{R}_2^* .

Proof. The time complexity of native multiplications between two $n \times n$ matrices is $O(n^3)$. Finding the closure requires $O(n)$ boolean matrix multiplications (Fischer and Meyer 1971). Since Algorithm 1 takes steps to the power of two, this number is reduced to $O(\log_2 n)$, giving an overall $O(n^3 \log_2 n)$ bitwise operations. \square

The time complexity of matrix multiplication could be theoretically improved to $O(n^{2.376})$ (Coppersmith and Winograd 1990). Since we operate at the bit level, optimisations may not have a significant return in actual runtime. This tradeoff is not investigated here. This BMLP-RMS implementation is used to create the architecture in Figure 3.

BMLP-SMP calculates the transitive closure in Equation (5) by Algorithm 2. The vector multiplication derives new facts. The new facts are added to \mathbf{v} via boolean matrix addition until transitive closure is reached.

Algorithm 2: Selective matrix product (BMLP-SMP)

Input: A $1 \times n$ vector \mathbf{v} , a $n \times n$ boolean matrix \mathbf{R}_1 that encodes facts.

Output: Transitive closure \mathbf{v}^* .

- 1: Let $\mathbf{v}' = \mathbf{v}$.
 - 2: **while** *True* **do**
 - 3: $\mathbf{v}^* = \mathbf{v}' + \mathbf{v}'\mathbf{R}_1$.
 - 4: $\mathbf{v}' = \mathbf{v}^*$ if $\mathbf{v}^* \neq \mathbf{v}'$ else break.
 - 5: **end while**
 - 6: $\mathbf{v}^* = \mathbf{v}^*\mathbf{R}_1$
-

Proposition 2. Given a $1 \times n$ vector \mathbf{v} , one $n \times n$ boolean matrices \mathbf{R}_1 , Algorithm 2 has a time complexity $O(n^3)$ for computing the transitive closure \mathbf{v}^* .

Proof. The “while” loop in Algorithm 2 runs with $O(n^2)$ bitwise operations due to multiplications between a vector and a $n \times n$ matrix. Until we find the transitive closure, at least one fact containing a new constant needs to be found at each iteration. Therefore, there are at most n iterations which require $O(n^3)$ bitwise operations. \square

6 Experiments

Our experiments examine the computational efficiency of BMLP-RMS and BMLP-SMP modules when evaluating large datalog programs with up to multiple millions of facts.

6.1 Benchmarks

We evaluated BMLP modules on synthetic benchmarks of directed graphs with cycles and Freebase 15K, a dataset created from Freebase widely used for knowledge graph completion. We use a variant of Freebase 15K (Toutanova and Chen 2015) where inverse relations are not given and have to be evaluated. Directed graphs reachability is computed by the linear recursive H_2^2 datalog program \mathcal{P}_1 . Direct graph datasets were prepared for two tasks, all

| Benchmarks | n | $ Facts $ |
|------------|--------|--------------|
| DG | 5,000 | < 25,000,000 |
| DG+partial | 5,000 | < 25,000,000 |
| FB15k-237 | 14,541 | 7,991 |

Table 1: The number of constants (n) and stored facts ($|Facts|$) in datasets.

derivable groundings (DG) and partially grounded query (DG+partial). In DG, all systems computed reachable nodes for all nodes from the query $path(X, Y)$. In DG+partial, all systems evaluated reachable nodes from one specific node $path(c, Y)$. From Freebase 15K (FB15k-237), we extracted the *contains* and *adjoins* facts and constants are wrapped by *location* predicate. We used the combined datalog program $\mathcal{P}_3 \cup \mathcal{P}_4 \cup \mathcal{P}_5$ to evaluate derivable *isForeign* facts.

6.2 Compared systems

Non-BMLP systems include the state-of-the-art datalog engine Souffle, general-purpose Prolog systems SWI-Prolog and B-Prolog, and Answer Set Programming (ASP) system Clingo. ASP (Gelfond and Lifschitz 1988) differs from datalog programs, which searches over grounded stable models. Both SWI-Prolog and B-Prolog implement tabling to ensure termination and faster query evaluation, and B-Prolog has state-of-the-art tabling performance. We did not compare with Sato’s work (Sato 2017b) on datalog evaluation in tensor spaces due to the source code not being accessible. All non-BMLP systems were their latest versions prior to the paper submission.

6.3 Preparation

Table 1 shows the size of benchmarks. In each dataset, the number of derivable facts is $O(n^2)$. In DG and DG+partial, we varied the size of programs by $p, p_t \in [0, 1]$ where p is randomly sampled to decide if an edge exists between two nodes $p \leq p_t$. A directed graph with k edges and n nodes is a datalog program of k *edge* facts and n constants. DG, DG+partial and FB15k-237 datasets were then compiled into boolean matrices for BMLP modules. We recorded each method’s mean CPU time in evaluating various queries, which was capped at 15000 seconds. All experiments have been performed on a single thread with Intel(R) Core(TM) i9-7900X CPU @ 3.30GHz and 32GB RAM.

6.4 Results

Table 2 shows that BMLP module runtimes were not significantly affected by the number of facts in the program as we changed p_t . In DG, BMLP-RMS is 9x faster than Souffle, 33x faster than B-Prolog and at least 49x faster than Clingo or SWI-Prolog when $p_t = 0.5$. Interestingly, BMLP-RMS’s runtimes also reduced after $p_t > 0.01$. In graphs with more edges, the shortest paths between nodes have lengths closer to 1, therefore fewer squaring operations are needed to reach transitive closure. This is more explicitly shown in Figure 4 where BMLP-RMS runtime has a clear upper bound. This supports Proposition 1 since its time complexity is not affected by the number of facts. We suspect the dip in runtime

Table 2: Runtime in seconds. *Prolog systems have tabling enabled. p_t is the probability of an edge between two nodes in a directed graph. OT means a runtime over 15000 seconds. OOM denotes running out of memory.

| Datasets | | Methods | | | | | |
|------------|-------|----------------------|--------------------|------------------|------------------|---------------------|-----------------|
| Name | p_t | BMLP-RMS | BMLP-SMP | B-Prolog* | Clingo | Souffle | SWI-Prolog* |
| DG | 0.01 | 281.69 ± 5.49 | - | 188.23 ± 1.78 | 615.56 ± 20.70 | 61.43 ± 0.29 | 843.0 ± 11.61 |
| | 0.1 | 248.78 ± 4.47 | - | 1810.54 ± 5.13 | 5942.41 ± 317.45 | 324.91 ± 0.62 | 8838.07 ± 41.71 |
| | 0.5 | 301.63 ± 6.39 | - | 10148.88 ± 78.73 | OT | 2810.35 ± 7.79 | OT |
| DG+partial | 0.01 | - | 0.61 ± 0.08 | 112.66 ± 1.71 | 584.79 ± 6.5 | 58.09 ± 1.31 | 663.43 ± 10.06 |
| | 0.1 | - | 0.71 ± 0.09 | 1130.61 ± 9.77 | 5976.29 ± 15.23 | 311.55 ± 1.41 | 7130.39 ± 35.42 |
| | 0.5 | - | 0.85 ± 0.18 | 6025.05 ± 57.92 | OT | 2776.04 ± 5.04 | OT |
| FB15k-237 | | 127.22 ± 2.71 | - | OT | OOM | 42.26 ± 2.20 | OT |

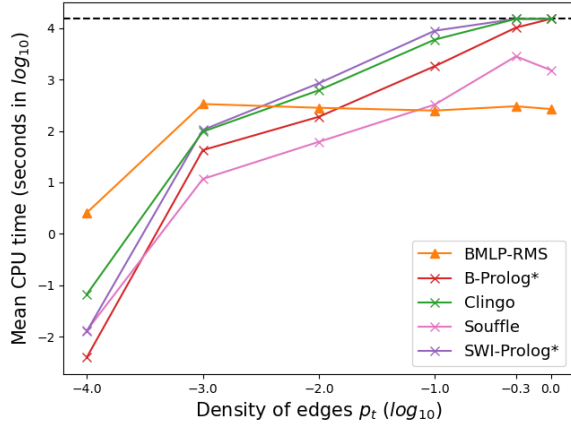


Figure 4: DG. We kept $n = 5000$ and varied edge density $p_t \in \{1, 0.5, 0.1, 0.01, 0.001, 0.0001\}$. Prolog* systems have tabling enabled. The grey line is bound at 15000 seconds.

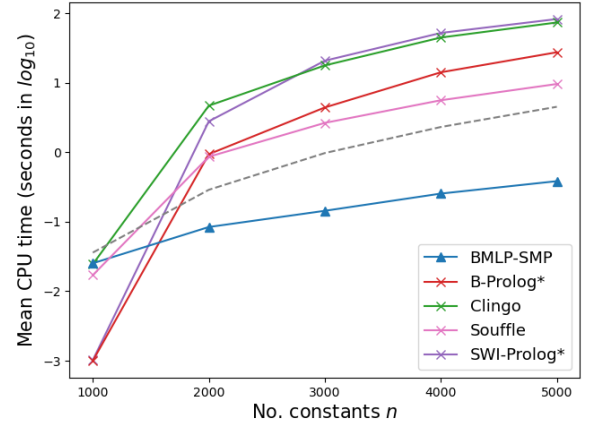


Figure 5: DG+partial. We additionally changed n from 1000 up to 5000 at $p_t = 0.001$. Prolog* systems have tabling enabled. The grey curve grows cubically in n .

at $p_t = 1$ for Souffle is because it sorts the relations with constants involved.

In DG+partial, BMLP-SMP is 95x faster than Souffle, 184x faster than B-Prolog and 958x faster than Clingo when $p_t = 0.01$. Its efficiency is at least 1000x better than Souffle, B-Prolog, Clingo or SWI-Prolog when $p_t = 0.5$. We additionally studied how its runtime varies with the number of constants. In Figure 5, for $p_t = 0.001$, BMLP-SMP’s runtime grows slower than the cubic growth curve. This supports the Proposition 2 that BMLP-SMP is $O(n^3)$ in bitwise operations.

Since FB15k-237 was originally designed for graph completion tasks, it contains very few stored facts compared to DG and DG+partial. However, BMLP-RMS is still 117x faster than B-Prolog or SWI-Prolog. While BMLP-RMS is slower than Souffle, it does not run out of memory as Clingo does. This is because facts are compactly encoded by boolean matrices. The overhead of creating new square matrices of BMLP-RMS is more significant when programs contain fewer facts. This is also shown by BMLP-RMS’s slower runtime than the other methods at the lower ends in Figure 4 and 5.

7 Conclusion and future work

We utilised boolean matrices encoding of datalog and proposed Boolean Matrix Logic Programming (BMLP) as an overarching logic programming problem. Two composable BMLP modules, BMLP-RMS and BMLP-SMP, are implemented to evaluate linear recursive datalog programs. Theoretically, we showed a combination of BMLP modules can evaluate linear and non-linear dyadic datalog programs. BMLP modules can also be applied to invent predicates. Our results empirically showed that BMLP modules are significantly faster than state-of-the-art general and special-purpose systems for evaluating large programs with millions of facts.

Limitation and future work: BMLP modules do not perform as well on sparse matrices, so we will focus on computation improvements in the future. To the best of our knowledge, no bilinearisation framework of multilinear programs exists that uses boolean matrices. This gap could be filled to systematically create non-linear BMLP architectures. Modules that consider dynamic databases would be more robust. Related work has not explored matrix operations (Hu, Motik, and Horrocks 2022). The DeepLog system (Mugleton 2023) showed the feasibility of involving boolean matrices to represent H_2^2 second-order programs for induc-

tive learning. The correlation between BMLP composability and learning complexity could be investigated. Computing matrices on GPUs (Valizadeh and Berger 2023) could further improve query evaluation runtime to facilitate inductive learning.

References

- Afrati, F.; Gergatsoulis, M.; and Toni, F. 2003. Linearisability on datalog programs. *Theoretical Computer Science*, 308(1): 199–226.
- Aho, A. V.; and Ullman, J. D. 1979. Universality of data retrieval languages. In *Proceedings of the 6th ACM SIGACT-SIGPLAN symposium on Principles of programming languages*, POPL '79, 110–119. Association for Computing Machinery.
- Bancilhon, F.; and Ramakrishnan, R. 1986. An amateur's introduction to recursive query processing strategies. *SIGMOD Rec.*, 15(2): 16–52.
- Beeri, C.; and Ramakrishnan, R. 1991. On the power of magic. *The Journal of Logic Programming*, 10(3): 255–299.
- Ceri, S.; Gottlob, G.; and Tanca, L. 1989. What you always wanted to know about Datalog (and never dared to ask). *IEEE Transactions on Knowledge and Data Engineering*, 1(1): 146–166.
- Codd, E. F. 1970. A relational model of data for large shared data banks. *Commun. ACM*, 13(6): 377–387.
- Cohen, W.; Yang, F.; and Mazaitis, K. R. 2020. Tensor-Log: A Probabilistic Database Implemented Using Deep-Learning Infrastructure. *Journal of Artificial Intelligence Research*, 67: 285–325.
- Copilowish, I. M. 1948. Matrix Development of the Calculus of Relations. *The Journal of Symbolic Logic*, 13(4): 193–203.
- Coppersmith, D.; and Winograd, S. 1990. Matrix multiplication via arithmetic progressions. *Journal of Symbolic Computation*, 9(3): 251–280.
- Cropper, A.; Dumancic, S.; Evans, R.; and Muggleton, S. H. 2021. Inductive Logic Programming at 30. *Machine Learning*, 111: 147–172.
- Cropper, A.; and Tourret, S. 2020. Logical reduction of metarules. *Machine Learning*, 109(7): 1323–1369.
- Dai, W.-Z.; Muggleton, S.; Wen, J.; Tamaddoni-Nezhad, A.; and Zhou, Z.-H. 2018. Logical Vision: One-Shot Meta-Interpretive Learning from Real Images. In Lachiche, N.; and Vrain, C., eds., *Inductive Logic Programming*, 46–62. Springer International Publishing.
- Dai, W.-Z.; and Muggleton, S. H. 2021. Abductive Knowledge Induction from Raw Data. In Zhou, Z.-H., ed., *Proceedings of the Thirtieth International Joint Conference on Artificial Intelligence, IJCAI-21*, 1845–1851. International Joint Conferences on Artificial Intelligence Organization.
- Dantsin, E.; Eiter, T.; and Gottlob, G. 2001. Complexity and Expressive Power of Logic Programming. *ACM Computing Surveys*, 33(3).
- Droste, M.; and Kuich, W. 2009. Semirings and Formal Power Series. In Droste, M.; Kuich, W.; and Vogler, H., eds., *Handbook of Weighted Automata*, 3–28. Springer.
- Evans, R.; and Grefenstette, E. 2018. Learning Explanatory Rules from Noisy Data. *Journal of Artificial Intelligence Research*, 61: 1–64.

- Fischer, M. J.; and Meyer, A. R. 1971. Boolean matrix multiplication and transitive closure. In *12th Annual Symposium on Switching and Automata Theory (SWAT 1971)*, 129–131.
- Fruehwirth, T.; Wielemaker, J.; and De Koninck, L. 2024. SWI Prolog Reference Manual. <https://www.swi-prolog.org/>.
- Gaifman, H.; Mairson, H.; Sagiv, Y.; and Vardi, M. Y. 1993. Undecidable optimization problems for database logic programs. *J. ACM*, 40(3): 683–713.
- Gebser, M.; Kaminski, R.; Kaufmann, B.; and Schaub, T. 2014. Clingo = ASP + Control: Preliminary Report. *Technical Communications of the Thirtieth International Conference on Logic Programming (ICLP’14)*, 14: 1–9.
- Gelfond, M.; and Lifschitz, V. 1988. The Stable Model Semantics for Logic Programming. In *Proceedings of International Logic Programming Conference and Symposium*, 1070–1080.
- Grefenstette, E. 2013. Towards a Formal Distributional Semantics: Simulating Logical Calculi with Tensors. In *Proceedings of the Second Joint Conference on Lexical and Computational Semantics (SEM)*, 1–10.
- Gupta, S.; Cheng, Y.-Y.; and Ludascher, B. 2019. Possible Worlds Explorer: Datalog and Answer Set Programming for the Rest of Us. In *CEUR Workshop Proceedings*, 44–55.
- Hu, P.; Motik, B.; and Horrocks, I. 2022. Modular materialisation of Datalog programs. *Artificial Intelligence*, 308: 103726.
- Ioannidis, Y. E. 1986. On the Computation of the Transitive Closure of Relational Operators. In *Proceedings of the 12th International Conference on Very Large Data Bases, VLDB ’86*, 403–411.
- Ioannidis, Y. E.; and Wong, E. 1991. Towards an algebraic theory of recursion. *Journal of the ACM*, 38(2): 329–381.
- Muggleton, S. H. 1991. Inductive Logic Programming. *New Generation Computing*, 8: 295–318.
- Muggleton, S. H. 2023. Hypothesizing an algorithm from one example: the role of specificity. *Philosophical Transactions of the Royal Society A: Mathematical, Physical and Engineering Sciences*, 381(2251): 20220046.
- Muggleton, S. H.; Lin, D.; and Tamaddoni-Nezhad, A. 2015. Meta-interpretive learning of higher-order dyadic datalog: predicate invention revisited. *Machine Learning*, 100(1): 49–73.
- Nickel, M.; Tresp, V.; and Kriegel, H.-P. 2011. A three-way model for collective learning on multi-relational data. In *Proceedings of the 28th International Conference on International Conference on Machine Learning*, 809–816.
- Peirce, C. S. 1932. *Collected Papers of Charles Sanders Peirce, Volumes II*. Harvard University Press.
- Rocktäschel, T.; and Riedel, S. 2017. End-to-end Differentiable Proving. In *Advances in Neural Information Processing Systems*, volume 30. Curran Associates, Inc.
- Rocktäschel, T.; Singh, S.; and Riedel, S. 2015. Injecting Logical Background Knowledge into Embeddings for Relation Extraction. In Mihalcea, R.; Chai, J.; and Sarkar, A., eds., *Proceedings of the 2015 Conference of the North American Chapter of the Association for Computational Linguistics: Human Language Technologies*, 1119–1129. Association for Computational Linguistics.
- Sato, T. 2017a. Embedding Tarskian Semantics in Vector Spaces. In *AAAI-17 Workshop on Symbolic Inference and Optimization*.
- Sato, T. 2017b. A linear algebraic approach to datalog evaluation. *Theory and Practice of Logic Programming*, 17(3): 244–265.
- Sato, T.; Inoue, K.; and Sakama, C. 2018. Abducing Relations in Continuous Spaces. In *Proceedings of the Twenty-Seventh International Joint Conference on Artificial Intelligence, 1956–1962*.
- Scholz, B.; Jordan, H.; Subotić, P.; and Westmann, T. 2016. On fast large-scale program analysis in Datalog. In *Proceedings of the 25th International Conference on Compiler Construction, CC 2016*, 196–206. Association for Computing Machinery.
- Tarski, A. 1955. A lattice-theoretical fixpoint theorem and its applications. *Pacific Journal of Mathematics*, 5(2): 85–309.
- Tekle, K. T.; and Liu, Y. A. 2011. More efficient datalog queries: subsumptive tabling beats magic sets. In *Proceedings of the 2011 ACM SIGMOD International Conference on Management of data*, 661–672. ACM.
- Toutanova, K.; and Chen, D. 2015. Observed versus latent features for knowledge base and text inference. In Allauzen, A.; Grefenstette, E.; Hermann, K. M.; Larochelle, H.; and Yih, S. W.-t., eds., *Proceedings of the 3rd Workshop on Continuous Vector Space Models and their Compositionality*, 57–66. Association for Computational Linguistics.
- Tärnlund, S. 1977. Horn Clause Computability. *BIT Numerical Mathematics*, 17(2): 215–226. Publisher: BIT Computer Science and Numerical Mathematics.
- Valizadeh, M.; and Berger, M. 2023. Search-Based Regular Expression Inference on a GPU. In *Proceedings of the ACM on Programming Languages*, volume 7, 160:1317–339.
- Vieille, L. 1986. Recursive axioms in deductive databases: The query/subquery approach. *Decision Support Systems*, 2(3): 281.
- Wielemaker, J.; Schrijvers, T.; Triska, M.; and Lager, T. 2012. SWI-Prolog. *Theory and Practice of Logic Programming*, 12(1-2): 67–96.
- Yang, F.; Yang, Z.; and Cohen, W. W. 2017. Differentiable Learning of Logical Rules for Knowledge Base Reasoning. In *Advances in Neural Information Processing Systems*, volume 30. Curran Associates, Inc.
- Zhou, N.-F. 2012. The language features and architecture of B-Prolog. *Theory and Practice of Logic Programming*, 12(1-2): 189–218.

Appendix

A Notation

We refer to a subset of the SWI-Prolog predicate description notations (Fruehwirth, Wielemaker, and De Koninck

2024). A mode indicator precedes every argument description. For instance, the *sort(+List, -Sorted)* indicator says this method takes a *List* and returns it *Sorted*. An argument mode indicator shows the intended use of the argument and output for a predicate. An argument preceded by “+” means at call time, it must be instantiated to a term. Arguments preceded by “-” are output arguments. All arguments should respect certain typing specifications.

B BMLP source code and examples

We refer readers to the GitHub repository for the complete implementation of BMLP methods and modules. For showcasing, we use the datalog program *ex.pl* with facts in Example 1 in Section 4.2. The monadic *node* predicate describes the type of constants:

```
node(a) . node(b) . node(c) .
edge(a,b) . edge(b,c) .
```

B.1 Initialisation and compilation

BMLP modules need to be initialised to a folder to save intermediate computation results and the default folder is “BMLP/temp”. If a database has not been encoded as a boolean matrix, it can be compiled via the *compile(+String, +DB, -Matrix)* method. The string input is the path to a *.pl file. Target relation and entity types in this file need to be defined by the *db* term. In this case, it contains the name of the dyadic predicate *edge*, and the type of constants *node*.

```
:- init,
   compile('ex.pl',
           db(edge, [node, node], _) , M1) .
```

If a matrix has been encoded, it can be loaded using *lm_consult* method. We can print the matrix *M1*.

```
:- init,
   compile('ex.pl',
           db(edge, [node, node], _) , M1) ,
   lm_consult(M1) ,
   lm_print(M1) .
```

```
% This prints matrix M1
% edge1 (3x3) :
%   a b c
% a |0 1 0| path(a, b) .
% b |0 0 1| path(b, c) .
% c |0 0 0|
```

M1 is an encoded boolean matrix, represented by a *matrix* term of signature *matrix(+List, +TypeList, +DimensionList, +Options)*. For example, *M1* is a term *matrix([edge, 1], [node, node], [3, 3], [])*, and all entities are 3 nodes and its dimension is 3×3 . This initial matrix has not been used by any operations yet, so we have given it an identifier “1”. Every matrix returned by boolean matrix operations would be given a unique suffix identifier. One can convert from a *Matrix* back to a *List* of Facts using *lm_to_facts(+Matrix, +List)* by adding the following body to the above. This would print out the list [path(a,b), path(a,c), path(b,c)].

```
... ,
lm_to_facts(M2, Fs) ,
writeln(Fs) .
```

B.2 Computation

All boolean matrix operations, including the two BMLP modules, automatically load input matrices if they have not been loaded before. BMLP-RMS and BMLP-SMP are computed by *rms* and *smp* methods, which we illustrate below.

BMLP-RMS example. BMLP-RMS’s method signature is *rms(+Matrix1, -Matrix2, +Options)*. BMLP-RMS module takes a square boolean matrix as *Matrix1*. The output square boolean matrix *Matrix2* is computed using addition and multiplication, as shown in Figure 2. The following example computes the transitive closure of paths from *ex.pl*. A series of matrix operations creates multiple matrices and a unique identifier “3” has been assigned to the output matrix.

```
rms_ex :-
   init,
   compile('ex.pl',
           db(edge, [node, node], _) , M1) ,
   rms(M1, M2, [output_id='path' ]) ,
   lm_print(M2) .
```

```
% This outputs and prints matrix M2
% path3 (3x3) :
%   a b c
% a |0 1 1| path(a, b) . path(a, c) .
% b |0 0 1| path(b, c) .
% c |0 0 0|
```

BMLP-SMP example. Recall that BMLP-SMP evaluates a subset of the derivable facts by iteratively adding and multiplying a square boolean matrix with a vector. Its signature is *smp(+Vector1, +Matrix, -Vector2)*. A vector is also a *matrix* term but its first dimension is always 1. We create a vector from a compiled matrix using the *lm_select* method. For example, if we want to know derivable facts from the query *path(a, Y)*, where *a* is a *node* and its edges have been encoded by matrix *M1*, we can call *lm_select* to get a vector *V1* that encodes *a*. The output vector *V2* encodes all nodes reachable via some path from *a*.

```
smp_ex :-
   init,
   compile('ex.pl',
           db(edge, [node, node], _) , M1) ,
   lm_select([a], M1, V1,
             [output_id='ex_query' ]) ,
   lm_print(V1) ,
   smp(V1, M1, V2) ,
   lm_print(V2) .
```

```
% This prints vectors V1 and returns V2
% ex_query1 (1x3) :
%   a b c
% a |1 0 0| a’s encoding
% ex_query4 (1x3) :
```

```
%      a b c
% a    |0 1 1| path(a, b). path(a, c).
```

Example in Figure 3. We show the rest of the boolean matrix operations using the example in Figure 3. This BMLP module and matrix operation composition computes the H_2^2 program $\mathcal{P}_3 \cup \mathcal{P}_4 \cup \mathcal{P}_5$ in Section 4.4. We define facts in *db.pl*:

```
location(g1). location(g2).
location(g3). location(g4).
location(t1). location(t2).
location(t3).

contains(t1,g2). contains(g3,t1).
adjoins(g3,g4).
```

Then, we combine the BMLP-RMS module with boolean matrix transpose, addition, multiplication and negation as explained in Section 4.4 of the paper. The output *MN5* encodes all derivable facts of *isForeign* except *isForeign(t1,g4)*, *isForeign(g2,g4)*, *isForeign(g3,g4)* and *isForeign(g4,g3)*.

```
composed :-
  init,
  compile('db.pl',
    db(contains,
      [location,location],_),
    M1),
  compile('p_composition.pl',
    db(adjoins,
      [location,location],_),
    M2),
  rms(M1,M3),
  transpose(M3,MT3),
  % adds identify matrix
  addI(MT3,MIT3),
  transpose(M2,MT2),
  add((M2,MT2),M4),
  mul((MIT3,M4),M5),
  negate(M5,MN5,
    [output_name='isForeign']),
  lm_print(MN5).
```

```
% This outputs the following matrix
% isForeign5 (7x7):
%      g1 g2 g3 g4 t1 t2 t3
% g1   |1 1 1 1 1 1 1|
% g2   |1 1 1 0 1 1 1| \+isForeign(g2,g4).
% g3   |1 1 1 0 1 1 1| \+isForeign(g3,g4).
% g4   |1 1 0 1 1 1 1| \+isForeign(g4,g3).
% t1   |1 1 1 0 1 1 1| \+isForeign(t1,g4).
% t2   |1 1 1 1 1 1 1|
% t3   |1 1 1 1 1 1 1|
```

C Experimentation details

We record the CPU runtime statistics of all methods in evaluating queries and repeat each experiment with 10 repeats. B-Prolog and SWI-Prolog have methods, *cpitime* and *call_time*, respectively for reporting runtimes. Runtime

results were extracted from Clingo and Souffle command line and log outputs. Running experiments using the script provided in the GitHub repository generates data for DG, DG+partial and FB15k-237 benchmarks. BMLP modules have been used as shown in the previous section. We show programs evaluated by non-BMLP systems.

C.1 Directed graphs

Directed graph datasets, DG and DG+partial, allow us to investigate the runtime variations as a function of the number of facts and the number of constants in the datalog program. These datasets contain dyadic *edge* and monadic *node* facts. We only show programs for the benchmark DG since we replaced parts of those programs for the DG+partial benchmark (see commented sections below). Prolog systems do not directly compute the least model, so for B-Prolog and SWI-Prolog, we call the clause *closure* in the following program to compute derivable facts of *path* and store them in a table:

```
% enable tabling
:- table path/2.

path(A,B):-edge(A,B).
path(A,B):-edge(A,C),path(C,B).

closure:-path(_C1,_C2), fail.
% In dataset DB+partial
% the above line is replaced
% by the following
% closure :- path(c1,_C2), fail.

closure.
```

It is more straightforward with Clingo which searches for models, we used the answer set program to evaluate and show only *path*:

```
path(A,B) :- edge(A,B).
path(A,B) :- edge(A,C), path(C,B).

#show path/2.
% In dataset DB+partial
% the above line is replaced
% by the following
% path_c1(Y) :- path(c1,Y).
% #show path_c1/1.
```

Souffle specialises in datalog evaluation and requires definitions of input and output predicates. The input is *edge* and the output is *path*:

```
.decl edge(n:symbol,m:symbol)
.input edge
.decl path(n:symbol,m:symbol)

path(x,y):-edge(x,y).
path(x,y):-edge(x,z),path(z,y).

.output path
// In dataset DB+partial
// the above line is replaced
```

```
// by the following
// .decl closure(n:symbol,m:symbol)
// closure("c1",x) :- path("c1",x).
// .output closure
```

C.2 Freebase 15K

We use the Freebase 15K variant (FB15k-237) from (Toutanova and Chen 2015) because it does not contain the inverse of relations. BMLP architecture would perform with boolean matrix transpose operations to invert relations. In addition, the extensive set of constants but a relatively small amount of facts provides a good stress test for BMLP methods. As mentioned in Section 6.1, we extracted the *contains* and *adjoins* facts from FB15k-237 and constants are wrapped by *location* predicate.

Non-BMLP systems used the program $\mathcal{P}_3 \cup \mathcal{P}_4 \cup \mathcal{P}_5$ in Section 4.4. We focused on grounding *isForeign* predicate but derivable facts of involved predicates were also computed by tabling, Clingo or BMLP methods. For SWI-Prolog, we allocated 10GB table space using *set_prolog_flag*. We did not have to allocate table space for B-Prolog because it automatically expands it. For both B-Prolog and SWI-Prolog, we used:

```
:- table isForeign/2,
        hasPlace/2,
        indirectlyPartOf/2.

hasPlace(X,Y) :- contains(X,Y).
hasPlace(X,Y) :- contains(X,Z),
                 hasPlace(Z,Y).
indirectlyPartOf(X,Y) :-
    adjoins(X,Y).
indirectlyPartOf(X,Y) :-
    adjoins(Y,X).
indirectlyPartOf(X,Y) :-
    hasPlace(Z,X),
    indirectlyPartOf(Z,Y).
isForeign(X,Y) :-
    location(X),
    location(Y),
    \+indirectlyPartOf(X,Y).

closure :- isForeign(_C1,_C2), fail.
closure.
```

Clingo has to ground the following program which takes a lot of memory. This has been its bottleneck when running on limited memory space compared with BMLP and other non-BMLP methods.

```
hasPlace(X, Y) :- contains(X, Y).
hasPlace(X, Y) :- contains(X, Z),
                 hasPlace(Z, Y).

indirectlyPartOf(X, Y) :-
    adjoins(X, Y).
indirectlyPartOf(X, Y) :-
    adjoins(Y, X).
indirectlyPartOf(X, Y) :-
    hasPlace(Z, X),
```

```
    indirectlyPartOf(Z, Y).

isForeign(X, Y) :-
    location(X),
    location(Y),
    not indirectlyPartOf(X, Y).
#show isForeign/2.
```

For Souffle, the inputs are *contains*, *adjoins* (capitalised to avoid clashing with Souffle build-in methods) and *location*. The output is *isForeign*.

```
.decl CONTAINS(x:symbol,y:symbol)
.input CONTAINS
.decl hasPlace(x:symbol,y:symbol)
hasPlace(x,y) :- CONTAINS(x,y).
hasPlace(x,y) :- CONTAINS(x,z),
                 hasPlace(z,y).

.decl ADJOINS(x:symbol,y:symbol)
.input ADJOINS
.decl indirectlyPartOf(x:symbol,
                      y:symbol)
indirectlyPartOf(x,y) :-
    ADJOINS(x,y).
indirectlyPartOf(x,y) :-
    ADJOINS(y,x).
indirectlyPartOf(x,y) :-
    hasPlace(z,x),
    indirectlyPartOf(z,y).

.decl location(x:symbol)
.input location
.decl isForeign(x:symbol,
               y:symbol)
isForeign(x,y) :-
    location(x),
    location(y),
    !indirectlyPartOf(x,y).

.output isForeign
```

D Results in Figures

Figure 4 and 5 in the paper visualise runtime changes over the number of facts and constants. On the next page, Table 4 includes runtime data in Figure 4. The number of constants $n = 5000$ and the probability p_t of an edge between two nodes in a directed graph varies in steps $\{0.0001, 0.001, 0.01, 0.1, 0.5, 1\}$. Table 4 contains runtime results in Figure 5. The probability p_t of facts is 0.001 and the number of constants n varies in steps $\{1000, 2000, 3000, 4000, 5000\}$. Since B-Prolog can only print small decimal numbers as 0 for the CPU time statistics, we set the runtime lower bound to 0.001 seconds so that values can be plotted with the log scale in Figure 4 and 5.

Table 3: Runtime in seconds. *Prolog systems have tabling enabled. p_t varies in steps $\{0.0001, 0.001, 0.01, 0.1, 0.5, 1\}$ and $n = 5000$. OT means a runtime over 15000 seconds.

| Datasets | | Methods | | | | |
|----------|--------|--------------------------|--------------------------|----------------------|-------------------------|---------------------|
| Name | p_t | BMLP-RMS | B-Prolog* | Clingo | Souffle | SWI-Prolog* |
| DG | 0.0001 | 2.58 ± 0.33 | 0.004 ± 0.001 | 0.067 ± 0.016 | 0.013 ± 0.001 | 0.013 ± 0.005 |
| | 0.001 | 333.63 ± 13.17 | 42.41 ± 0.33 | 96.72 ± 3.17 | 11.67 ± 0.31 | 104.59 ± 0.88 |
| | 0.01 | 281.69 ± 5.49 | 188.23 ± 1.78 | 615.56 ± 20.70 | 61.43 ± 0.29 | 843.00 ± 11.61 |
| | 0.1 | 248.78 ± 4.47 | 1810.54 ± 5.13 | 5942.41 ± 317.45 | 324.91 ± 0.62 | 8838.07 ± 41.71 |
| | 0.5 | 301.63 ± 6.39 | 10148.88 ± 78.73 | OT | 2810.35 ± 7.79 | OT |
| | 1.0 | 266.36 ± 9.59 | OT | OT | 1518.34 ± 4.06 | OT |

Table 4: Runtime in seconds. *Prolog systems have tabling enabled. Here, $p_t = 0.001$ and n varies in steps $\{1000, 2000, 3000, 4000, 5000\}$. OT means a runtime over 15000 seconds. B-Prolog can only print small decimal numbers as 0 for the CPU time statistics.

| Datasets | | Methods | | | | |
|------------|------|------------------------|----------------------------|------------------|-----------------|---------------------|
| Name | n | BMLP-SMP | B-Prolog* | Clingo | Souffle | SWI-Prolog* |
| DG+partial | 1000 | 0.03 ± 0.01 | 0.0000 ± 0.0000 | 0.02 ± 0.02 | 0.02 ± 0.01 | 0.0005 ± 0.0003 |
| | 2000 | 0.08 ± 0.02 | 0.94 ± 0.11 | 4.67 ± 0.26 | 0.86 ± 0.07 | 2.78 ± 1.89 |
| | 3000 | 0.14 ± 0.02 | 4.40 ± 0.28 | 17.71 ± 0.55 | 2.64 ± 0.18 | 20.7 ± 0.98 |
| | 4000 | 0.25 ± 0.04 | 14.10 ± 0.4 | 44.59 ± 0.45 | 5.59 ± 0.28 | 51.91 ± 1.00 |
| | 5000 | 0.38 ± 0.04 | 27.36 ± 0.56 | 73.41 ± 0.71 | 9.45 ± 0.37 | 82.21 ± 1.78 |