

# A Strategy to Combine 1stGen Transformers and Open LLMs for Automatic Text Classification

Claudio M. V. de Andrade<sup>1</sup>, Washington Cunha<sup>1</sup>, Davi Reis<sup>2</sup>, Adriana Silvina Pagano<sup>1</sup>,  
Leonardo Rocha<sup>2</sup>, Marcos André Gonçalves<sup>1</sup>

(claudio.valiense, washingtoncunha, mgoncalv)@dcc.ufmg.br,  
davireisjesus@aluno.ufsj.edu.br, apagano@ufmg.br, lcrocha@ufsj.edu.br

<sup>1</sup> Federal University of Minas Gerais, Brazil

<sup>2</sup> Federal University of São João Del-Rei, Brazil

## Abstract

Transformer models have achieved state-of-the-art results, with Large Language Models (LLMs), an evolution of first-generation transformers (1stTR), being considered the cutting edge in several NLP tasks. However, the literature has yet to conclusively demonstrate that LLMs consistently outperform 1stTRs across all NLP tasks. This study compares three 1stTRs (BERT, RoBERTa, and BART) with two open LLMs (Llama 2 and Bloom) across 11 sentiment analysis datasets. The results indicate that open LLMs may moderately outperform or match 1stTRs in 8 out of 11 datasets but only when fine-tuned. Given this substantial cost for only moderate gains, the practical applicability of these models in cost-sensitive scenarios is questionable. In this context, a confidence-based strategy that seamlessly integrates 1stTRs with open LLMs based on prediction certainty is proposed. High-confidence documents are classified by the more cost-effective 1stTRs, while uncertain cases are handled by LLMs in zero-shot or few-shot modes, at a much lower cost than fine-tuned versions. Experiments in sentiment analysis demonstrate that our solution not only outperforms 1stTRs, zero-shot, and few-shot LLMs but also competes closely with fine-tuned LLMs at a fraction of the cost.

## 1 Introduction

Automatic text classification (ATC) is essential in multiple contexts to enhance efficiency and effectiveness in tasks ranging from organizing large volumes of data to personalizing user experiences. ATC has experienced a huge revolution recently with the emergence of semantically enriched Transformer models (Devlin et al., 2019) which achieve state-of-the-art performance in most ATC scenarios (de Andrade et al., 2023; Cunha et al., 2023a; Zanutto et al., 2021; Pasin et al., 2024).

In recent years, Large Language Models (LLMs) have arisen, being built on top of first-generation

transformers (1stTRs for short). Works have pointed to these new models as the current SOTA for some NLP tasks (Liang et al., 2023). Although the literature reports LLMs’ superiority for specific tasks, such as summarization and translation, for others, such as sentiment analysis (our focus in this paper), it is still not clear if LLMs’ complexity and size (e.g., in terms of parameters) translate into statistical and mainly, *practical* gains. For instance, several studies point RoBERTa, a 1stTR representative, as a very strong model for sentiment analysis (Cunha et al., 2023c), ranking prominently on leaderboards such as the GLUE benchmark<sup>1</sup>.

In light of the above discussion, the first research question we aim to answer in this paper is **RQ1**: “Are (open) LLMs more effective in overcoming the limits of first-generation transformers (in sentiment analysis)?”. Fields et al. (2024) indicate there is no consensus that LLMs always perform better in classification. Thus, to address this question, we ran a comprehensive set of experiments comparing these two generations, using three popular 1stTR representatives (BERT, RoBERTa, and BART) and two open LLMs (Llama 2 and Bloom) using a benchmark composed of 11 sentiment analysis datasets with different characteristics. In particular, two of these datasets have been collected after the release of the LLMs (IMDB2024, RottenA2023) to minimize potential data contamination issues (Liang et al., 2023). In this comparison, we focus on open-source LLMs, as closed-source and proprietary LLMs, such as ChatGPT, are black boxes that prevent us from understanding how they were trained or their internal structure<sup>2</sup>. Our results indicate that, indeed, in most cases (but not all), open LLMs can (moderately) overcome 1stTRs.

Depending on the training (or its absence), LLM approaches can be divided into three groups: zero-

<sup>1</sup><https://gluebenchmark.com/leaderboard/>

<sup>2</sup>Closed LLMs are irreproducible (Gao et al., 2024).

shot, few-shot, and fine-tuning (aka as full-shot<sup>3</sup>). In a zero-shot approach, the model is expected to perform tasks without any specific training on those tasks. In a few-shot approach, the model is given a small number of examples to learn from before performing the task. Finally, fine-tuning is supervised and applied to a domain-specific labeled dataset, allowing for further model optimization. The observed gains of open LLMs over 1stTRs, reaching up to 7.5%, are obtained mostly in the **full-shot** scenario at the **very high cost** of fine-tuning the LLMs. Indeed, as we shall discuss, zero-shot or even few-shot versions of LLMs are not able to outperform fine-tuned 1stTRs in several cases.

Given the (much) higher computational costs associated with running open LLMs in their most effective form (full-shot strategy) to obtain small to moderate gains over 1stTRs, a natural (research) question that arises is **RQ2**: “What is the (computational) cost of using open LLMs for ATC in comparison to 1stTR cost?”. To answer this question, we conducted a thorough analysis of our experimental results, considering zero-shot, few-shot, and fine-tuning strategies for the LLMs to assess the tradeoffs between effectiveness and costs in terms of computational time to train the models and their impact on carbon emission. We found that LLMs are orders of magnitude more costly to fine-tune when compared to 1stTRs – full-shot and few-shot LLMs are up to 13x and 1.7x slower, respectively, than the 1stTRs.

As current open LLMs can produce moderate gains over 1stTRs only through highly costly fine-tuning processes, depending on the application scenario, the benefits may not be worth the costs. For instance, in scenarios where computational costs must be considered, such as a virtual assistant for medical assistance, the assistant cannot afford to be slow in responding or ineffective (Biswas et al., 2023). Other examples include streaming platforms, where data are updated constantly, making retraining the model multiple times impractical. These are situations where the computational cost needs to be carefully weighed (Chen et al., 2021).

All this leads to our final research question **RQ3**: “Is it possible to perform a combination of 1stTRs and (open) LLMs in order to achieve a better effectiveness/cost tradeoff when compared to these options separately?” To answer this question, we propose a novel confidence-based strategy called

<sup>3</sup>We use the terms full-shot and fine-tuning as synonyms.

“Call My Big Sibling” (CMBS) that smoothly combines 1stTRs and (open) LLMs **based on uncertainty**. In CMBS, we rely first on *fine-tuned 1stTR models*, which are already very effective and efficient, to generate contextual representations for each document and use them along with **calibrated classifiers**<sup>4</sup> to obtain a *reliable* confidence score on the prediction. We chose to use calibrated classifiers instead of the original softmax-based classification layer of 1stTRs<sup>5</sup> so that we can trust their confidence (i.e., the certainty of the classifier on the prediction) – softmax-based Transformers are known to be uncalibrated (Chen and Li, 2023).

In sum, high-certainty documents (i.e., with high certainty scores) are classified by fine-tuned 1stTR models, while low-certainty documents are sent to the *zero-shot or few-shot versions of the LLMs* for classification. By applying zero-shot, we incur no further training (or tuning) costs for our combined solution. The combination with few-shot incurs just a little extra time to tune the LLMs with a few examples, but with potentially additional gains in effectiveness, which is an attractive, cost-effective option in some cases, as we shall discuss.

Our experiments demonstrate the practical effectiveness of our CMBS solution. It outperforms the best 1stTRs in 7 out of 11 datasets (tying in the other 4), with a marginal increase in computational cost over 1stTRs of approximately 14% for zero-shot and 23% for few-shot. Moreover, in 9 of the 11 datasets, CMBS is better or ties with the best fine-tuned LLM at a fraction (1/13 on average) of the cost of fine-tuning the LLM (full-shot).

In sum, the main contributions of this paper are:

- We perform a comprehensive comparative evaluation of the cost/effectiveness tradeoffs between 1stTRs and (open) LLMs.
- We propose “Call My Big Sibling” (CMBS), a confidence-based strategy to combine 1stTR and LLMs that achieve the best cost/effectiveness tradeoff considering three 1stTRs (BERT, RoBERTa, and BART) and the zero-shot, few-shot and full-shot versions of two open LLMs - Llama2 and Bloom.

<sup>4</sup>In a calibrated classifier, the probability of the output directly correlates with the accuracy of the classifier, allowing to interpret the probability as confidence on the prediction.

<sup>5</sup>Recent work has shown that modifying the classification layer does not affect the effectiveness of the Transformer (de Andrade and Gonçalves, 2021).

## 2 Related Work

LLMs’ computational costs have led to numerous studies highlighting their financial and environmental impacts. For instance, [Strubell et al., 2019](#) illustrates the substantial financial costs propelled by the continuous need for investment in specialized hardware to manage progressively larger language models. This trend not only limits access to these models but also escalates energy consumption, affecting the environment by increasing carbon dioxide (CO<sub>2</sub>) emissions.

Among LLMs, there are proprietary and closed-source ones, such as *chatGPT*, which operate as black boxes. This opacity poses challenges in comprehending their training methodologies or internal structures, thereby obstructing reproducibility in research reliant on these models. Moreover, utilizing such LLMs often entails transmitting data through web platforms or APIs, a delicate issue when data is sensitive and cannot be shared. As a result, numerous studies advocate for restricting scientific evaluations to run locally, open-source LLMs such as Bloom and Llama 2 ([Spirling, 2023](#)),

[Liang et al., 2023](#) investigate various LLMs across multiple tasks, prompts, metrics, and datasets. Like Liang et al., we include LLM evaluation and the tradeoff between efficiency and effectiveness. Unlike their study, which focuses on the breadth of evaluation with several domains (including only one sentiment dataset), our work is depth-oriented into the specific task of **sentiment classification**, covering multiple datasets with diverse characteristics and domains. Moreover, although Lian et al. evaluate several models, they do not compare them with 1stTRs such as RoBERTa, considered SOTA in sentiment classification ([Bai et al., 2023a](#); [Cunha et al., 2021, 2020](#); [França et al., 2024](#); [Belém et al., 2024](#)). As we shall see, some 1stTRs do outperform LLMs in sentiment datasets. Finally, they do not provide any solution for the effectiveness-cost tradeoff problem. *We do!*

## 3 CMBS Proposal

One of the main contributions of our work is the proposal of a novel strategy to combine simpler, more efficient, but perhaps less effective 1stTRs with potentially more effective but costly LLMs, aiming to promote effectiveness while minimizing computational cost. Our solution “Call-My-Big-Sibling” (CMBS), metaphorically conjures up the image of a small (but smart) child

who, in a challenging situation, seeks help from a bigger sibling, pursues the best tradeoff between effectiveness and cost with a confidence-based pipeline of Transformers (1stTRs -> LLMs).

CMBS seamlessly integrates 1stTRs and (open) LLMs by leveraging uncertainty. In this framework, we first employ *fine-tuned 1stTR models*<sup>6</sup>, which are already highly effective in sentiment classification (and faster to tune compared to LLMs), to create contextual representations for each document. These representations are then utilized to train **calibrated** classifiers capable of deriving a confidence score for the prediction of each document (at test time). Rather than utilizing the original softmax-based classification layer of 1stTRs, we opt for using more calibrated classifiers<sup>7</sup>. This choice enables us to place greater trust in the confidence levels of the classifiers. It is worth noting that while Transformers are recognized for their effectiveness, they are also acknowledged for being uncalibrated ([Chen and Li, 2023](#)). In our solution, (test) documents classified below a certain confidence threshold (a method parameter) by the 1stTRs are sent to an open LLM to be classified.

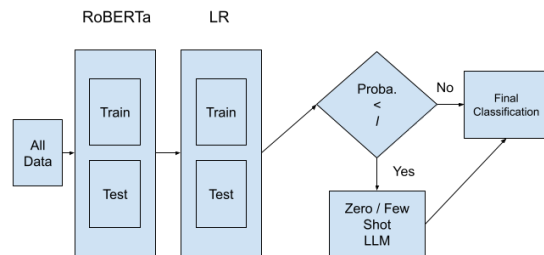


Figure 1: Flowchart of the Evaluation Methodology.

The procedure is illustrated in Figure 1<sup>8</sup>. First, we obtain (fine-tuned) RoBERTa representations for all documents. In this representation, the “CLS” token is utilized in the model to represent the entire document, corresponding to a pooling calculated using self-attention rather than average or max-pooling, with the vectors of the document tokens.

Second, we use these representations to train a Logistic Regression model that predicts calibrated probabilities for each class. Calibrated models offer a powerful approach to text classification, providing more reliable predictions and deeper insights into the uncertainty of predictions. At prediction (test) time, based on the LR output probabilities, we select a set for which the classifier is most uncertain about the classification to send

<sup>6</sup>Tuned with the full training data.

<sup>7</sup>([de Andrade et al., 2023](#)) has shown that substituting classifiers has no effect at all in effectiveness.

<sup>8</sup>The CMBS pseudocode can be seen in Appendix A.

to a large model (LLM) for final prediction. Due to the computational cost associated with full-shot second-generation transformers, we employ either the zero-shot or few-shot strategies for these LLMs. Finally, our final prediction set is built using the following procedure: 1) we evaluate the probability provided by the calibrated LR model and compare it with the threshold parameter; 2) we then decide whether the prediction will be made using a 1stTR or an LLM (zero or few-shot). The pseudo-code for the whole procedure can be found in Appendix A.

## 4 Experimental Methodology and Setup

### 4.1 Datasets

Our study draws on **eleven** datasets developed for binary sentiment classification. The datasets include **Finance**, **IMDB**, **PangMovie**, **SemEval2017**, **SiliconeMeldS**, **SiliconeSem**, **SST**, **SST2** and **Yelp Review**. Moreover, with the significant amount of data used in building LLMs, several authors express concerns about contamination in evaluation data. Intending to minimize this issue, we collected and curated two datasets with data post-LLMs release (**RottenA2023** from August 2023 to February 2024 and **IMDB2024** from January 2024 to May 2024), ensuring no contamination in the training of these LLMs. Web scraping was performed using Beautiful Soup (Hajba and Hajba, 2018), a popular Python library. Several works in the text classification field have used most of these datasets as benchmarks. See Appendix B for further information about the datasets, including aspects such as domain, number of documents, density and skewness (class imbalance). As we can see, our benchmark covers a high variety of heterogeneous aspects.

### 4.2 Data Representation

We fine-tuned BERT, RoBERTa, and BART, adapting these 1stTRs to the specific domain of sentiment classification using the texts and labels in our datasets. The aim was to improve the representation and enhance the model’s effectiveness for sentiment classification. The model’s fine-tuning produces an encoder, which generates CLS-based 768-dimensional embedding vectors to represent the documents. As discussed in (de Andrade et al., 2023; Cunha et al., 2023b), this fine-tuning process is fundamental to ensure the quality of the representation and the separability (into semantic classes) of the generated embedding space.

### 4.3 Prompt Template

We investigated the performance of two open LLMs (Llama2 and Bloom) optimizing each LLM through prompt-learning (Luo et al., 2022; Ye et al., 2023). This method entails presenting a prompt to the LLM. Here, we adopt the prompt template utilized by (Sorensen et al., 2022), who, upon evaluating various prompts, concluded that the most effective one contains the task description, examples with respective expected responses, and the text to be evaluated. We adapted and used it for sentiment classification as illustrated in Table 1. Our prompt consists of instructions and an example for each class (negative and positive) and concludes with the text to be evaluated (Evaluate Text). Subsequently, the LLM generates the class (“next word”) for the evaluated text (Response from LLM).

---

```

Classify the sentiment of the following text in the input
tag as positive or negative:
<input> I love you.
<output> positive.
<input> The product is bad.
<output> negative.
<input> {Evaluate Text}
<output> {Response from LLM}

```

---

Table 1: Prompt template for sentiment classification.

### 4.4 Tuning Process for Text Classification

There are basically three different ways of applying pre-trained models, either 1stTRs or LLMs, to text classification tasks: zero-shot, few-shot, and fine-tuning. In the **zero-shot** strategy, no dataset label is used at any stage, resulting in no adjustment to the model weights. In the **few-shot** strategy, a small portion of labeled data is employed to adjust the model weights, simulating a scenario of data scarcity. Lastly, the **fine-tuning** (a.k.a., full-shot) strategy utilizes all available labeled data in the model’s training partition to maximize model adjustment for the task and data domain. While this strategy typically achieves better effectiveness, it has a higher computational cost.

In the case of 1STRs, we only used them in fine-tuned mode, which is essential for their effectiveness (de Andrade et al., 2023). In this case, fine-tuning consists of learning an appended fully connected head layer (Dense) that captures the distribution of the labels, connecting the “CLS” representations with the labels for performing the classification.

Specifically for the LLMs, we implemented few-shot using the prompt-based method described above, following the usual literature proce-



Dataset	BART	BERT	RoBERTa	Zero-Shot Llama2	Zero-Shot Bloom	Few-Shot Llama2	Few-Shot Bloom	Full-Shot (Best)
Finance	<b>97.0±1.7</b> ●	94.1±3.8	<b>97.8±1.9</b> ●	83.1±3.2	88.6±3.1	86.1±4.3	88.4±3.3	92.4±4.2 <sup>B</sup>
SemEval2017	<b>91.0±0.4</b> ●	90.3±0.3	<b>91.1±0.5</b> ●	79.2±1.1	78.7±0.8	82.5±0.5	81.8±0.4	<b>91.6±0.5</b> <sup>L</sup>
SiliconeMeldS	<b>73.5±1.7</b> ●	<b>73.3±2.1</b> ●	72.7±1.1●	58.0±1.3	69.8±2.1	59.3±1.0	70.1±1.6	<b>74.8±1.8</b> <sup>B</sup>
SiliconeSem	<b>85.2±1.4</b> ●	84.7±1.5	<b>86.0±1.8</b> ●	74.6±2.9	71.6±1.4	77.5±4.4	74.3±2.8	82.1±1.3 <sup>L</sup>
SST	87.7±1.1●	86.1±0.4	87.9±0.8●	77.7±1.1	88.3±0.8●	79.5±0.8	88.1±0.7●	<b>90.3±0.7</b> <sup>B</sup>
SST2	94.2±0.3	<b>94.8±0.1</b> ●	<b>94.4±0.3</b> ●	80.5±0.3	89.8±0.3	85.4±0.4	90.7±0.3	93.6±0.3 <sup>B</sup>
YelpReview	97.7±0.2	96.8±0.4	98.0±0.4	96.2±0.9	97.0±0.9	97.7±0.4	<b>99.0±0.5</b> ●	97.9±0.2 <sup>B</sup>
IMDB2024	97.5±0.6	96.6±0.5	97.7±0.6	94.8±0.5	98.5±0.6	97.4±0.6	<b>98.9±0.4</b> ●	98.1±0.6 <sup>B</sup>
RottenA2023	94.0±0.7	93.2±0.5	94.8±0.8●	87.8±0.8	<b>95.4±0.9</b> ●	89.8±0.9	<b>95.6±0.7</b> ●	<b>95.8±0.4</b> <sup>B</sup>
IMDB	92.8±0.4	91.7±0.4	93.2±0.4	88.7±0.3	93.7±0.5	92.0±0.4	<b>97.0±0.3</b> ●	96.2±0.4 <sup>B</sup>
PangMovie	88.4±1.0	87.5±0.7	89.3±0.6	79.1±1.3	92.9±0.6	80.7±0.8	93.1±0.7●	<b>96.0±0.3</b> <sup>B</sup>

Table 2: Average Macro-F1 and 95% confidence interval for 1stTRs and open LLMs. Best results (including statistical ties) are marked in **bold**. ●marks the best results in a dataset (including statistical ties), removing from the comparison the full-shot (fine-tuning) of the best LLM for each dataset, selected based on the zero-shot performance. The selected LLM in each case is shown with a superscript: <sup>L</sup> for Llama2 and <sup>B</sup> for Bloom.

dure (Liang et al., 2023; Touvron et al., 2023), and full-shot LLMs using the same fine-tuning procedure as 1stTRs due to their tendency for higher effectiveness (Lester et al., 2021).

#### 4.5 Method-Specific Parameter Tuning

For 1stTRs, we adopted the hyper-parameterization suggested by (Cunha et al., 2023c), fixing the learning rate with the value  $2 \times 10^{-5}$ , the batch size with 64 documents, adjusted the model for five epochs and set the maximum size of each document to 256 tokens. For the LLM models, we adopted the following parameters: for Bloom, we used 2048 tokens, with a temperature equal to 1, while for Llama 2, we used 4096 maximum tokens with a temperature equal to 0.60. All other parameters were set at their default values. For few-shot and full-shot processes, which are more costly due to the weight adjustment process of the model (backpropagation), we had to reduce the maximum number of tokens to 256. We performed training for three epochs using the AdaFactor optimizer.

Our solution has the parameter confidence threshold. Documents for which the 1stTR model does not reach a certain confidence threshold to classify them are sent to the LLM (the Big Sibling). To choose the threshold, we separate part of the training set in a validation set on which we perform classifications varying this parameter to the Macro-F1 metric. The threshold for each dataset can be found in the threshold column in Table 6. For example, in the SST2 dataset, if the confidence in the prediction is less than 95%, the document is classified by the LLM. The higher the threshold, the more documents are sent to the LLM.

#### 4.6 Metrics and Experimental Protocol

We evaluated 1stTRs and (open) LLMs regarding the effectiveness/cost tradeoff. Therefore, all models were assessed on identical hardware

configuration: a 4-core processor, 32GB of system memory, and an Nvidia Tesla P100 GPU.

We evaluated the classification effectiveness using Macro Averaged F1 (Macro-F1) (Sokolova and Lapalme, 2009) due to skewness in some datasets. To ensure the statistical validity of the results and demonstrate the generality of the models, we employed a 5-fold stratified cross-validation methodology and the t-test with 95% confidence.

To analyze the cost-effectiveness tradeoff, we also evaluated each method’s cost in terms of the total time required to build the model. More specifically, the total time comprises the time for model learning (if applicable), together with the time to build the document representation and the time for class prediction (considering the full test set). Specifically, in the case of our CMBS solution, the time to build the model includes the time to fine-tune the 1stTR, to train the calibrated classifier (which is 1% of the fine-tuning time, on average), to perform the few-shot with the LLM, if we use this option, and the time to make a prediction.

## 5 Experimental Results - Analyses

### 5.1 RQ1: Are (open) LLMs more effective than 1stTRs in sentiment analysis?

We present the average Macro-F1 results of 1stTRs and the open LLMs in the 11 datasets in Table 2. Best results (including statistical ties) are marked in **bold**. Moreover, we adopt ● to mark the best results in a dataset (including statistical ties) for comparison without considering the full-shot results. This last comparison focuses on the results of the 1stTRs, zero and few-shot LLMs. The full-shot LLM for each dataset was selected based on the best zero-shot effectiveness result in the respective dataset, and it is shown with a superscript: <sup>L</sup> for Llama2 and <sup>B</sup> for Bloom.

We can see that, among 1stTRs, RoBERTa

Dataset	RoBERTa	Zero-Shot Llama2	Zero-Shot Bloom	Few-Shot Llama2	Few-Shot Bloom	Full-Shot (Best)	CMBS (Zero-Shot)	CMBS (Few-Shot)
Finance	78±2	54±0	54±1	284.3±9.1	271.4±7.4	1194±80	84±2	282±5
IMDB	2619±24	4616±57	3846±52	6133.7±505.8	5558.1±115.3	20107±64	2847±27	4948±87
PangMovie	1006±1	583±13	1006±15	1196.5±78.2	1037.6±19.6	15367±1062	1077±1	1267±5
SemEval2017	2488±4	1627±15	1621±19	2885.3±98.5	2442.1±17.8	12766±76	2672±4	2845±9
SiliconeMeldS	529±1	288±3	559±17	694.8±13.9	706.9±987.7	8078±530	569±1	886±7
SiliconeSem	218±2	116±0	196±2	390.7±32.1	367±24.7	3414±9	238±2	428±3
SST	1031±1	646±4	1113±6	1271.7±0.7	1124.5±4	16242±1124	1106±1	1297±9
SST2	5830±14	3224±19	3004±27	5972.4±1354.4	5021.8±353.3	58944±135	6261±14	6416±15
YelpReview	546±1	572±5	426±5	1108.8±23.7	1020.3±137.9	6494±7	591±1	934±9
IMDB2024	560±1	928±1	1151±5	1537.3±52.7	1421.2±58.6	15463±22	604±1	932±11
RottenA2023	885±3	644±13	568±9	1163±70.7	1028±85.8	10373±189	963±4	1132±12

Table 3: Average Time total and 95% confidence interval for RoBERTa, Zero-Shot Llama2, Zero-Shot Bloom, Few-Shot Llama2, Few-Shot Bloom, Full-Shot best LLM and our solution CMBS Zero-shot and CMBS Few-shot

achieves the highest effectiveness (or at least ties) in most cases, being the best 1stTR, which is consistent with the literature (Cunha et al., 2023c; Bai et al., 2023b). Therefore, we will consider RoBERTa as the basis for the comparisons in the next sections, as well as the 1stTR of choice to be used within our CMBS solution.

Regarding LLMs, we observe that the zero-shot version of both LLMs achieves worse results than full-shot RoBERTa in the vast majority of the cases, with the exception of two ties (SST and RottenA2023 on zero-shot of Bloom). Comparing the two zero-shot LLMs, BLOOM seems to work better for sentiment analysis. This supports its choice for full-shot fine-tuning in 9 out of 11 cases (marked with <sup>B</sup> in the last column).

Few-shot tuning generates some small improvements in most cases for both LLMs, achieving up to 3.9% of improvement (in SemEval2017) over zero-shot. These improvements, which come at some cost as we shall discuss next, are not enough to surpass RoBERTa in many cases. The best few-shot LLM loses to RoBERTa in at least 5 datasets - Finance, SemEval2017, SiliconeMeldS and SiliconeSem, SST2, tying in SST.

Finally, the overall best LLM results (column Full-Shot Best) are obtained when we fine-tune the best zero-shot model between the two alternatives with the full training data. Indeed, there is a general trend for the full-shot to be better than the few-shot – this happens in 8 out of 11 cases, but three: IMDB, IMDB2024, and YelpReview. In these three datasets, the few-shot version is slightly better than the full-shot one, maybe due to some overfitting or noise in the data. This will be the subject of further investigation in the future.

Taking up **RQ1** (*Are (open) LLMs more effective than 1stTRs in sentiment analysis?*), we found that in 8 out of 11 cases some version of the LLMs outperformed or tied with 1stTRs: SemEval2017, SiliconeMeldS, SST, YelpReview, IMDB2024,

RottenA2023, IMDB, and PangMovie. Although in our experiments, the LLMs did not outperform 1stTRs in all datasets, our approach is limited to LLMs that require reasonable structures (in terms of computational resources) for execution (details in Section 7). Larger models may achieve higher effectiveness (Liang et al., 2023; Touvron et al., 2023) but at higher costs. Indeed, this effectiveness-cost tradeoff is the focus of our analysis in next Section.

## 5.2 RQ2: What is the cost of using open LLMs for ATC in comparison to 1stTR?

Table 3 presents the total time (in seconds) for obtaining final predictions for each solution. For now, let’s ignore the last two columns regarding the times for our CMBS solutions. In the Table, we can observe that RoBERTa’s time and the time for running both zero-shots are quite similar, being the shortest ones. LLM Fine-tuning is quite costly, approximately 13 times more expensive compared to fine-tuning RoBERTa. With an average marginal improvement of 0.7% across all datasets (with a maximum of 7.5% in PangMovie), it is arguable if such improvements are worth the cost.

In between (1stTR and full-shot) are the few-shot LLM models, with an average cost (time) around 23% of RoBERTa’s cost, a time similar to the 1stTR in some cases, such as SST2 and PangMovie, and sometimes twice or three times the cost of RoBERTa, such as in Finance and IMDB.

The reduced cost of the zero-shot and few-shot compared with the full-shot version of the LLMs, with potential effectiveness gains, especially in the case of few-shot, further motivates our solution.

## 5.3 RQ3: Is it possible to perform a 1stTRs + LLMs combination while maintaining a good effectiveness-cost tradeoff?

Before delving into the discussion of our CBMS solution, let us analyze the trade-off between the computational cost and the effectiveness of 1stTRs and open LLMs. Figure 3 (Appendix E) presents

Dataset	Full-Shot	Zero-Shot		Few-Shot		Full-Shot	CMBS	CMBS	paired t-test						
	RoBERTa (A)	Llama2 (B)	Bloom (C)	Llama2 (D)	Bloom (E)	(Best) (F)	Zero-Shot (G)	Few-Shot	(A)	(B)	(C)	(D)	(E)	(F)	(G)
Finance	<b>97.8(1.9)</b>	83.1(3.2)	88.6(3.1)	86.1(4.3)	88.4(3.3)	92.4(4.2)	<b>98.0(2.1)</b>	<b>97.6(2.4)</b>	•	▲	▲	▲	▲	▲	•
SemEval2017	<b>91.1(0.5)</b>	79.2(1.1)	78.7(0.8)	82.5(0.5)	81.8(0.4)	<b>91.6(0.5)</b>	<b>91.4(0.2)</b>	<b>91.5(0.3)</b>	•	▲	▲	▲	▲	•	•
SiliconeMeldS	<b>72.7(1.1)</b>	58.0(1.3)	69.8(2.1)	59.3(1.0)	70.1(1.6)	<b>74.8(1.4)</b>	73.0(1.9)	<b>73.6(2.2)</b>	•	▲	▲	▲	▲	•	•
SiliconeSem	<b>86.0(1.8)</b>	74.6(2.9)	71.6(1.4)	77.5(4.4)	74.3(2.8)	82.1(1.3)	<b>85.7(2.1)</b>	<b>85.9(2.2)</b>	•	▲	▲	▲	▲	▲	•
SST	87.9(0.8)	77.7(1.1)	88.3(0.8)	79.5(0.8)	88.1(0.7)	<b>90.3(0.7)</b>	89.1(0.5)	89.0(0.5)	▲	▲	▲	▲	▲	▼	•
SST2	94.4(0.3)	80.5(0.3)	89.8(0.3)	85.4(0.4)	90.7(0.3)	93.6(0.3)	<b>94.8(0.2)</b>	<b>94.9(0.1)</b>	▲	▲	▲	▲	▲	▲	•
YelpReview	98.0(0.4)	96.2(0.9)	97.0(0.9)	97.7(0.4)	<b>99.0(0.5)</b>	97.9(0.2)	98.5(0.3)	<b>98.8(0.3)</b>	▲	▲	▲	▲	•	▲	▲
IMDB2024	97.7(0.6)	94.8(0.5)	98.5(0.6)	97.4(0.6)	<b>98.9(0.4)</b>	98.1(0.6)	<b>98.5(0.6)</b>	<b>98.8(0.5)</b>	▲	▲	▲	▲	•	▲	•
RottenA2023	94.8(0.8)	87.8(0.8)	<b>95.4(0.9)</b>	89.8(0.9)	<b>95.6(0.7)</b>	<b>95.8(0.4)</b>	<b>95.6(0.6)</b>	<b>95.3(0.9)</b>	▲	▲	•	▲	•	•	•
IMDB	93.2(0.4)	88.7(0.3)	93.7(0.5)	92.0(0.4)	<b>97.0(0.3)</b>	96.2(0.4)	<b>96.9(0.4)</b>	<b>96.9(0.4)</b>	▲	▲	▲	▲	▲	▲	•
PangMovie	89.3(0.6)	79.1(1.3)	92.9(0.6)	80.7(0.8)	93.1(0.7)	<b>96.0(0.3)</b>	90.6(0.5)	93.0(0.7)	▲	▲	•	▲	•	▼	▲

Table 4: Average Macro-F1 and 95% confidence interval for first-generation transformers, open LLMs and our proposal (CMBS). Best results (including statistical ties) are marked in **bold**. In the last column, we employ the paired t-test with 95% confidence, in which ▲ means CMBS (Few-Shot) performed better compared to alternative methods (A-G), • means statistical tie, and ▼ our proposal performed inferior to the alternative methods (A-G).

the time in seconds (in decreasing order) on the y-axis and Macro-F1 on the x-axis. Methods that aim to meet both metrics (fast speed and effectiveness) tend to be in the upper right quadrant. We can observe that Full-Shot (black) is by far the most costly solution across all datasets, with moderate effectiveness gains in some datasets (but not all), such as PangMovie, RottenA2023, and SST. Our most effective solution, the CMBS Few-Shot, is in the upper right quadrant in all cases, demonstrating a good trade-off between effectiveness and efficiency. When considering only LLMs, in scenarios where models do not need to be frequently trained and there is a sufficient computational infrastructure to train such models, fine-tuning is a better solution, whereas in scenarios with limited computational resources, zero-shot (or few-shot) is a better alternative.

Let us focus now on our proposed method: **CMBS** and compare the two alternative implementations of our solution: CMBS (Zero-Shot) and (Few-Shot), in which low-certainty documents classified by RoBERTa are sent respectively to the best Zero-Shot or Few-Shot LLM in the respective datasets. Macro-F1 results of these alternatives are shown in the last two columns of Table 4 while the respective costs are shown in the last two columns of Table 3. As we can see, CMBS (Few-Shot) outperforms its zero-shot counterpart in 3 datasets and ties in 8, with a moderate cost increase of 1.07 on average. Therefore, in the following discussion, we will use CMBS (Few-Shot) in all comparisons as the main representative of our solution.

We proceed to discuss the results of our solution compared to 1stTRs and LLM Zero-Shot models, which, as previously noted, entail significantly lower computational costs than their tuned versions. In Table 4, our solution (statistically) outperforms Zero-Shot Llama2 in all cases in

terms of MacroF1, Zero-Shot Bloom in 9 of 11 cases (with two ties) and Roberta in 7 cases (with 4 ties). These very good effectiveness results come with an increase in the cost of only 1.23x over Roberta. Therefore, our solution excels in most cases while maintaining a relatively low cost.

Figure 3 illustrates very well the effectiveness-cost trade-off of our solutions (depicted in green and yellow). As we can see, both CBMS versions are frequently positioned in the upper right quadrant, showing the best balance between the two criteria among all alternatives discussed so far.

Comparing CMBS with the few-shot version of the LLMs, our solution wins over few-shot Llama 2 in all cases and outperforms the stronger few-shot Bloom in 6 cases, with 5 ties. Regarding cost, the times are usually very close in most datasets, while in others, such as IMDB2024 or IMDB, CMBS (Few-Shot) is up to 1.53 and 1.78 times faster than Few-Shot Bloom, as we send only a few low-certainty documents to the LLM. In this matter, if cost is an issue, CBMS (Zero-Shot) is even faster with an effectiveness close to CBMS (Few-Shot), as we have discussed.

To further understand these issues, Table 5 shows, per dataset, the number of instances sent to the LLM by CMBS (Few-Shot), the percentage that this number corresponds in the test set, the Macro-F1 for these instances and the confidence threshold. As we can see in the Table, the number of instances usually sent to the LLM is small, between 2.3%-30.7% of the test instances. This is indeed done by design to keep costs low. Only in three datasets, we had to send a larger portion of the test set to the LLM to further improve results – IMDB, IMDB2024 and PangMovie. But, even in the last three cases, the costs are significantly lower than the few-shot LLM. In the last column, we see that the Macro-F1 for these low-certainty (hardest)

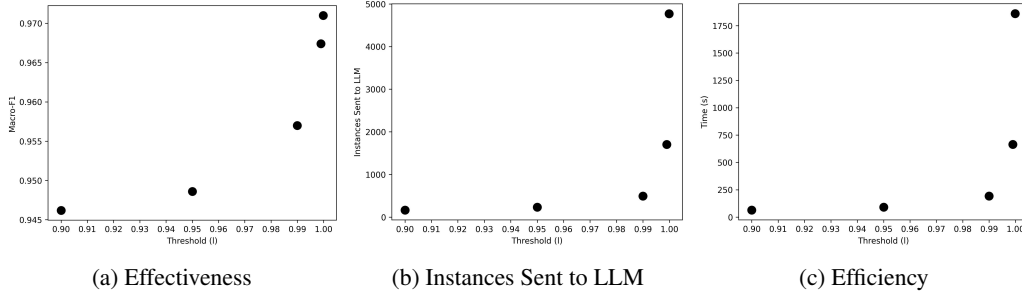


Figure 2: Effectiveness, Size of the Test Set Sent to LLM and Efficiency for IMDB dataset.

cases is high, being above 67% in almost all cases (except SE2017 and Sil.Sem) and above 84% in five cases. If we consider that these are the hardest cases (the ones that RoBERTa is most doubtful about), our results are excellent, which explains the overall improvements with a minimal cost increase.

Dataset	Instances Sent to LLM	Percentage of Test Instances	LLM Macro-F1	Threshold (%)
Finance	4	2.3%	100.0	95
SemEval2017	239	4.3%	62.4	95
SiliconeMeldS	364	30.7%	67.7	95
SiliconeSem	59	13.4%	54.1	95
SST	183	7.7%	75.3	95
SST2	719	5.3%	69.7	95
YelpReview	37	3.7%	89.1	99
IMDB2024	748	56.9%	91.0	99
RottenA2023	40	2.3%	77.5	95
IMDB	4280	85.6%	96.7	99
PangMovie	1161	54.4%	92.6	99

Table 5: Instances Sent to LLM by CMBS

Finally, comparing our solution results with the Full-Shot Best LLM, we win in three cases, tie in 6 cases and lose in only 2 datasets – SST and PangMovie at a fraction of the cost  $\frac{1}{13}$ , as better illustrated in Figure 3. Even in the cases in which we statistically lose to the full-shot, losses are below 1.5% for SST and 3.3% for PangMovie. This last dataset, in particular, is one of the few in which the full training fine-tuning really benefited the LLM – in this case, CBMS ties with few-shot Bloom.

In sum, our CBMS solution achieves “*the best of both worlds*”: being as fast as a 1stTR (or close by) while getting very close to the effectiveness of a full-shot LLM without the incurred costs. We also conducted analyses regarding financial costs and carbon emissions of the solutions with similar conclusions (more details in Appendix C and D).

#### 5.4 Confidence Threshold Sensitivity Analysis

In this Section, we analyze the role of the uncertainty threshold in the results. We show the results in the IMDB dataset, a dataset in which CBMS (Few-Shot) obtained one of the best cost-benefit tradeoffs: it improves effectiveness over both RoBERTa and Full-Shot (Best) and ties with Few-Shot at almost half the cost of the latter.

Figure 2a, 2b and 2c show the increase in effectiveness, the number of instances sent to LLM, and respective increase in cost. It is very interesting to see that the patterns in increase are very similar in the three graphs, although the metrics are very different. We can also see that by choosing an appropriate threshold, there is still room for improvement, although at the expense of an increase in cost. Finding a perfect balance between these two criteria is not easy and depends on the application requirements. In any case, finding such an optimal point of balance will be the subject of further studies.

## 6 Conclusion

We proposed Call-My-Big-Sibling (CMBS), a novel solution that combines the already very effective and efficient 1stTRs with the even more effective, but costlier, open LLMs, aiming at finding a better effectiveness-cost balance in ATC, and specifically in sentiment analysis. Our approach entails resorting to LLMs only when the utilized 1stTR exhibits uncertainty by relying on calibrated classifiers built on top of 1stTR representations.

Based on experiments conducted on 11 diverse datasets, our findings underscored the superiority of our solution. Notably, we observed seven victories and no defeats compared to the 1stTR (in case, RoBERTa), with a marginal increase in computational time. Moreover, in 9 out of 11 datasets, our method secured the top spot in the overall evaluation when compared to the strongest full-shot LLM at a fraction of the cost-  $\frac{1}{13}$  -achieving the “best of both worlds” when considering our main goal: a better cost-effectiveness balance.

In future work, we will apply CMBS to other ATC tasks such as hate speech detection, irony identification, and multi-class topic classification. We will also deepen our investigation into finding the ideal balance between the two considered factors as well as consider other LLMs and alternative ways for performing few-shot with in-context tuning.



## 7 Limitations

Despite relevant contributions, our study has some limitations. Our current work covers only one classification task, which we have pursued to evaluate in depth. In this study, we used 11 datasets belonging to different domains and with distinct characteristics.

We focused our evaluation on open LLMs for the sake of the reproducibility of subsequent research using our method. Among LLMs, there are proprietary and closed-source ones, such as ChatGPT, which operate as black boxes. This opacity poses challenges in understanding their training methodologies or internal structures, thereby obstructing reproducibility in research reliant on these models.

LLMs have been made available for different purposes. Some of these LLMs have high execution costs, such as Falcon 180B (Penedo et al., 2023), which requires an expensive infrastructure to use it. In this work, we limited our study to the best evaluated LLMs in the Hugging Face system<sup>9</sup>, with around 7 billion parameters, which have a reasonable structure allowing us to perform zero-shot to full-shot evaluations on our datasets.

Finally, our work focused on applying our proposed solution with two open LLMs – Llama2 and Bloom. However, new LLMs, such as Llama3, emerged during the development of this work, and we were not able to use them in time. We intend to use Llama 3 as well as other new open LLMs that will come out in the near future. Nevertheless, considering that these new LLMs tend to be increasingly complex and costly, the cost-benefit of our solution will certainly be still valid and even more appealing.

## References

- Jun Bai, Xiaofeng Zhang, Chen Li, Hanhua Hong, Xi Xu, Chenghua Lin, and Wenge Rong. 2023a. [How to determine the most powerful pre-trained language model without brute force fine-tuning? an empirical survey](#). In *Findings of the Association for Computational Linguistics: EMNLP 2023*, pages 5369–5382, Singapore. Association for Computational Linguistics.
- Jun Bai, Xiaofeng Zhang, Chen Li, Hanhua Hong, Xi Xu, Chenghua Lin, and Wenge Rong. 2023b. [How to determine the most powerful pre-trained language model without brute force fine-tuning? an empirical survey](#). In *Findings of the EMNLP 2023*.
- Fabiano Belém, Washington Cunha, Celso França, Claudio Andrade, Leonardo Rocha, and Marcos André Gonçalves. 2024. A novel two-step fine-tuning pipeline for cold-start active learning in text classification tasks. *arXiv preprint arXiv:2407.17284*.
- Md Rafiul Biswas, Ashhadul Islam, Zubair Shah, Wajdi Zaghouani, and Samir Brahim Belhaouari. 2023. Can chatgpt be your personal medical assistant? In *2023 Tenth International Conference on Social Networks Analysis, Management and Security (SNAMS)*, pages 1–5. IEEE.
- Sérgio D. Canuto, Marcos André Gonçalves, and Fabrício Benevenuto. 2016. [Exploiting new sentiment-based meta-level features for effective sentiment analysis](#). In *Proceedings of the Ninth ACM International Conference on Web Search and Data Mining, San Francisco, CA, USA, February 22-25, 2016*, pages 53–62. ACM.
- Emile Chapuis, Pierre Colombo, Matteo Manica, Matthieu Labeau, and Chloé Clavel. 2020. [Hierarchical pre-training for sequence labelling in spoken dialog](#). In *Findings of the Association for Computational Linguistics: EMNLP 2020, Online Event, 16-20 November 2020*, volume EMNLP 2020 of *Findings of ACL*, pages 2636–2648. Association for Computational Linguistics.
- Jiawei Chen, Hande Dong, Yang Qiu, Xiangnan He, Xin Xin, Liang Chen, Guli Lin, and Keping Yang. 2021. Autodebias: Learning to debias for recommendation. In *Proceedings of the 44th International ACM SIGIR Conference on Research and Development in Information Retrieval, SIGIR '21*, page 21–30, New York, NY, USA. Association for Computing Machinery.
- Wenlong Chen and Yingzhen Li. 2023. Calibrating transformers via sparse gaussian processes. *arXiv preprint arXiv:2303.02444*.
- Washington Cunha, Sérgio Canuto, Felipe Viegas, Thiago Salles, Christian Gomes, Vitor Mangaravite, Elaine Resende, Thierson Rosa, Marcos André Gonçalves, and Leonardo Rocha. 2020. Extended pre-processing pipeline for text classification: On the role of meta-feature representations, sparsification and selective sampling. *Information Processing & Management*, 57(4):102263.
- Washington Cunha, Celso França, Guilherme Fonseca, Leonardo Rocha, and Marcos André Gonçalves. 2023a. An effective, efficient, and scalable confidence-based instance selection framework for transformer-based text classification. In *Proceedings of the 46th International ACM SIGIR Conference on Research and Development in Information Retrieval*, pages 665–674.
- Washington Cunha, Celso França, Leonardo Rocha, and Marcos André Gonçalves. 2023b. Tpd: A novel two-step transformer-based product and class description match and retrieval method. *arXiv preprint arXiv:2310.03491*.

<sup>9</sup>[https://huggingface.co/models?pipeline\\_tag=text-generation&sort=likes](https://huggingface.co/models?pipeline_tag=text-generation&sort=likes)

- Washington Cunha, Vítor Mangaravite, Christian Gomes, Sérgio Canuto, Elaine Resende, Cecilia Nascimento, Felipe Viegas, Celso França, Wellington Santos Martins, Jussara M Almeida, et al. 2021. On the cost-effectiveness of neural and non-neural approaches and representations for text classification: A comprehensive comparative study. *Information Processing & Management*, 58(3):102481.
- Washington Cunha, Felipe Viegas, Celso França, Thier-son Rosa, Leonardo Rocha, and Marcos André Gonçalves. 2023c. [A comparative survey of instance selection methods applied to non-neural and transformer-based text classification](#). *ACM CSUR*.
- Claudio Moisés Valiense de Andrade and Marcos André Gonçalves. 2021. [Profiling hate speech spreaders on twitter: Exploiting textual analysis of tweets and combination of textual representations](#). In *Proceedings of the Working Notes of CLEF 2021 - Conference and Labs of the Evaluation Forum, Bucharest, Romania, September 21st - to - 24th, 2021*, volume 2936 of *CEUR Workshop Proceedings*, pages 2186–2192. CEUR-WS.org.
- Claudio M.V. de Andrade, Fabiano M. Belém, Washington Cunha, Celso França, Felipe Viegas, Leonardo Rocha, and Marcos André Gonçalves. 2023. [On the class separability of contextual embeddings representations – or “the classifier does not matter when the \(text\) representation is so good!”](#). *Information Processing & Management*, 60(4):103336.
- Jacob Devlin, Ming-Wei Chang, Kenton Lee, and Kristina Toutanova. 2019. [BERT: Pre-training of deep bidirectional transformers for language understanding](#). pages 4171–4186.
- John Fields, Kevin Chovanec, and Praveen Madiraju. 2024. [A survey of text classification with transformers: How wide? how large? how long? how accurate? how expensive? how safe?](#) *IEEE Access*, 12:6518–6531.
- Celso França, Rennan C Lima, Claudio Andrade, Washington Cunha, Pedro OS Vaz de Melo, Berthier Ribeiro-Neto, Leonardo Rocha, Rodrygo LT Santos, Adriana Silvina Pagano, and Marcos André Gonçalves. 2024. [On representation learning-based methods for effective, efficient, and scalable code retrieval](#). *Neurocomputing*, 600:128172.
- Mingqi Gao, Xinyu Hu, Jie Ruan, Xiao Pu, and Xiaojun Wan. 2024. [Llm-based nlg evaluation: Current status and challenges](#). *arXiv preprint arXiv:2402.01383*.
- Tyler Griggs, Xiaoxuan Liu, Jiayang Yu, Doyoung Kim, Wei-Lin Chiang, Alvin Cheung, and Ion Stoica. 2024. [M’elange: Cost efficient large language model serving by exploiting GPU heterogeneity](#). *CoRR*, abs/2404.14527.
- Gábor László Hajba and Gábor László Hajba. 2018. [Using beautiful soup](#). *Website Scraping With Python: Using BeautifulSoup and Scrapy*, pages 41–96.
- Alexandre Lacoste, Alexandra Luccioni, Victor Schmidt, and Thomas Dandres. 2019. [Quantifying the carbon emissions of machine learning](#). *arXiv preprint arXiv:1910.09700*.
- Brian Lester, Rami Al-Rfou, and Noah Constant. 2021. [The power of scale for parameter-efficient prompt tuning](#). *CoRR*, abs/2104.08691.
- Percy Liang, Rishi Bommasani, Tony Lee, Dimitris Tsipras, Dilara Soylu, Michihiro Yasunaga, Yian Zhang, Deepak Narayanan, Yuhuai Wu, Ananya Kumar, Benjamin Newman, Binhang Yuan, Bobby Yan, Ce Zhang, Christian Alexander Cosgrove, Christopher D Manning, Christopher Re, Diana Acosta-Navas, Drew Arad Hudson, Eric Zelikman, Esin Durmus, Faisal Ladhak, Frieda Rong, Hongyu Ren, Huaxiu Yao, Jue WANG, Keshav Santhanam, Laurel Orr, Lucia Zheng, Mert Yuksekogun, Mirac Suzgun, Nathan Kim, Neel Guha, Niladri S. Chatterji, Omar Khattab, Peter Henderson, Qian Huang, Ryan Andrew Chi, Sang Michael Xie, Shibani Santurkar, Surya Ganguli, Tatsunori Hashimoto, Thomas Icard, Tianyi Zhang, Vishrav Chaudhary, William Wang, Xuechen Li, Yifan Mai, Yuhui Zhang, and Yuta Koreeda. 2023. [Holistic evaluation of language models](#). *Transactions on Machine Learning Research*. Featured Certification, Expert Certification.
- Xianchang Luo, Yinxing Xue, Zhenchang Xing, and Jiamou Sun. 2022. [PRCBERT: Prompt Learning for Requirement Classification using BERT-based Pre-trained Language Models](#). In *Proceedings of the 37th IEEE/ACM International Conference on Automated Software Engineering*, pages 1–13.
- Andrew L. Maas, Raymond E. Daly, Peter T. Pham, Dan Huang, Andrew Y. Ng, and Christopher Potts. 2011. [Learning word vectors for sentiment analysis](#). In *The 49th Annual Meeting of the Association for Computational Linguistics: Human Language Technologies, Proceedings of the Conference, 19-24 June, 2011, Portland, Oregon, USA*, pages 142–150. The Association for Computer Linguistics.
- Pekka Malo, Ankur Sinha, Pekka J. Korhonen, Jyrki Wallenius, and Pyry Takala. 2014. [Good debt or bad debt: Detecting semantic orientations in economic texts](#). *J. Assoc. Inf. Sci. Technol.*, 65(4):782–796.
- Luiz Felipe Mendes, Marcos Gonçalves, Washington Cunha, Leonardo Rocha, Thierson Couto-Rosa, and Wellington Martins. 2020. [“keep it simple, lazy” – metalazy: A new metastrategy for lazy text classification](#). In *Proceedings of the 29th ACM International Conference on Information & Knowledge Management, CIKM ’20*, page 1125–1134, New York, NY, USA. Association for Computing Machinery.
- Bo Pang and Lillian Lee. 2005. [Seeing stars: Exploiting class relationships for sentiment categorization with respect to rating scales](#). In *Proceedings of the 43rd Annual Meeting of the Association for Computational Linguistics (ACL’05)*, pages 115–124, Ann Arbor, Michigan. Association for Computational Linguistics.

- Andrea Pasin, Washington Cunha, Marcos André Gonçalves, and Nicola Ferro. 2024. A quantum annealing instance selection approach for efficient and effective transformer fine-tuning. In *Proceedings of the 2024 ACM SIGIR International Conference on Theory of Information Retrieval*, pages 205–214.
- Guilherme Penedo, Quentin Malartic, Daniel Hesslow, Ruxandra Cojocaru, Alessandro Cappelli, Hamza Alobeidli, Baptiste Pannier, Ebtesam Almazrouei, and Julien Launay. 2023. [The refinedweb dataset for falcon LLM: outperforming curated corpora with web data, and web data only](#). *CoRR*, abs/2306.01116.
- Sara Rosenthal, Noura Farra, and Preslav Nakov. 2019. [Semeval-2017 task 4: Sentiment analysis in twitter](#). *CoRR*, abs/1912.00741.
- Richard Socher, Alex Perelygin, Jean Wu, Jason Chuang, Christopher D. Manning, Andrew Y. Ng, and Christopher Potts. 2013. [Recursive deep models for semantic compositionality over a sentiment treebank](#). In *Proceedings of the 2013 Conference on Empirical Methods in Natural Language Processing, EMNLP 2013, 18-21 October 2013, Grand Hyatt Seattle, Seattle, Washington, USA, A meeting of SIG-DAT, a Special Interest Group of the ACL*, pages 1631–1642. ACL.
- Marina Sokolova and Guy Lapalme. 2009. [A systematic analysis of performance measures for classification tasks](#). *Information Processing & Management (IP&M)*, 45(4):427–437.
- Taylor Sorensen, Joshua Robinson, Christopher Michael Rytting, Alexander Glenn Shaw, Kyle Jeffrey Rogers, Alexia Pauline Delorey, Mahmoud Khalil, Nancy Fulda, and David Wingate. 2022. [An information-theoretic approach to prompt engineering without ground truth labels](#). In *Proceedings of the 60th Annual Meeting of the Association for Computational Linguistics (Volume 1: Long Papers), ACL 2022, Dublin, Ireland, May 22-27, 2022*, pages 819–862. Association for Computational Linguistics.
- Arthur Spirling. 2023. Why open-source generative ai models are an ethical way forward for science. *Nature*, 616(7957):413–413.
- Emma Strubell, Ananya Ganesh, and Andrew McCallum. 2019. Energy and policy considerations for deep learning in nlp. *arXiv preprint arXiv:1906.02243*.
- Hugo Touvron, Louis Martin, Kevin Stone, Peter Albert, Amjad Almahairi, Yasmine Babaei, Nikolay Bashlykov, Soumya Batra, Prajjwal Bhargava, Shruiti Bhosale, Dan Bikel, Lukas Blecher, Cristian Canton-Ferrer, Moya Chen, Guillem Cucurull, David Esiobu, Jude Fernandes, Jeremy Fu, Wenyin Fu, Brian Fuller, Cynthia Gao, Vedanuj Goswami, Naman Goyal, Anthony Hartshorn, Saghar Hosseini, Rui Hou, Hakan Inan, Marcin Kardas, Viktor Kerkez, Madian Khabsa, Isabel Kloumann, Artem Korenev, Punit Singh Koura,
- Marie-Anne Lachaux, Thibaut Lavril, Jenya Lee, Diana Liskovich, Yinghai Lu, Yuning Mao, Xavier Martinet, Todor Mihaylov, Pushkar Mishra, Igor Molybog, Yixin Nie, Andrew Poulton, Jeremy Reizenstein, Rashi Rungta, Kalyan Saladi, Alan Schelten, Ruan Silva, Eric Michael Smith, Ranjan Subramanian, Xiaoqing Ellen Tan, Binh Tang, Ross Taylor, Adina Williams, Jian Xiang Kuan, Puxin Xu, Zheng Yan, Iliyan Zarov, Yuchen Zhang, Angela Fan, Melanie Kambadur, Sharan Narang, Aurélien Rodriguez, Robert Stojnic, Sergey Edunov, and Thomas Scialom. 2023. [Llama 2: Open foundation and fine-tuned chat models](#). *CoRR*, abs/2307.09288.
- Felipe Viegas, Sergio Canuto, Washington Cunha, Celso França, Claudio Valiense, Leonardo Rocha, and Marcos André Gonçalves. 2023. [Clusent – combining semantic expansion and de-noising for dataset-oriented sentiment analysis of short texts](#). In *Proceedings of the 29th Brazilian Symposium on Multimedia and the Web, WebMedia '23*, page 110–118, New York, NY, USA. Association for Computing Machinery.
- Feiyang Ye, Liang Huang, Senjie Liang, and KaiKai Chi. 2023. [Decomposed Two-Stage Prompt Learning for Few-Shot Named Entity Recognition](#). *Information*, 14(5).
- Bruna Stella Zanotto, Ana Paula Beck da Silva Etges, Avner Dal Bosco, Eduardo Gabriel Cortes, Renata Ruschel, Ana Claudia De Souza, Claudio MV Andrade, Felipe Viegas, Sergio Canuto, Washington Luiz, et al. 2021. Stroke outcome measurements from electronic medical records: cross-sectional study on the effectiveness of neural and nonneural classifiers. *JMIR Medical Informatics*, 9(11):e29120.

## A CMBS pseudo-code

The CMBS pseudo-code is illustrated below.

---

### Algorithm 1: CMBS Algorithm

---

**Input:**  $D$  (Documents),  $l$  (Sending Limiar Score)  
**Output:** pred (Documents Prediction Set)

- 1 pred  $\leftarrow \emptyset$ ;
- 2 RoBERTa = RoBERTa.train();
- 3  $D_{emb} = \text{RoBERTa.representation}(D)$ ;
- 4  $\text{proba}_D, \text{predict}_D = \text{LR}(D_{emb})$ ;
- 5 **forall**  $p_i \in \text{proba}_D$  **do**
- 6     **if**  $p_i < l$  **then**
- 7          $\text{pred}_i = \text{LLM.predict}(D_i)$ ;
- 8     **else**
- 9          $\text{pred}_i = \text{predict}_{D_i}$ ;
- 10 **return** pred;

---

## B Datasets

Our study draws on **eleven** datasets developed for binary sentiment classification. Our choice was strategically purposeful due to the effort to perform an in-depth analysis of this task. The datasets include **Finance** (Malo et al., 2014) focusing on economic news, **IMDB** (Maas et al., 2011)<sup>10</sup> compiling movie reviews as well as **PangMovie** (Pang and Lee, 2005) including Rotten Tomatoes<sup>11</sup> data, **SemEval2017** (Rosenthal et al., 2019) containing Twitter texts used in a significant text classification challenge, **SiliconeMeldS** and **SiliconeSem** (Chapuis et al., 2020) comprising scripted spoken language (SpokenL) from films, and the Stanford Sentiment Treebank (**SST**) (Socher et al., 2013) and **SST2** (Socher et al., 2013), where sentiment classification relies on *Treebank*, a corpus with sentiment labels and labeled parse trees. **Yelp Review** is a subset of Yelp data widely used in sentiment classification studies (Canuto et al., 2016; Viegas et al., 2023; Mendes et al., 2020).

Dataset	Domain	IDI	Avg Words	Neg	Pos
Finance	Finance	873	24.88	303	570
IMDB	Movie	25000	233.78	12500	12500
PangMovie	Movie	10662	21.02	5331	5331
SemEval2017	Twitter	27743	19.85	7840	19903
SiliconeMeldS	SpokenL	5918	11.46	3351	2567
SiliconeSem	SpokenL	2197	17.63	936	1261
SST	Movie	11855	19.17	5945	5910
SST2	Movie	67349	10.41	29780	37569
YelpReview	Place	5000	131.7	2500	2500
IMDB2024	Movie	6574	163	2057	4517
RottenA2023	Movie	8670	49.26	3917	4753

Table 6: Datasets Statistics.

<sup>10</sup><https://www.imdb.com/>

<sup>11</sup><https://www.rottentomatoes.com/>

As detailed in Table 6, we can observe an ample diversity in many aspects in these datasets domain, number of documents (IDI), and density (the average number of words per document).

## C CO<sub>2</sub> emissions

In addition to time, we also calculated the CO<sub>2</sub> emissions associated with obtaining final model predictions, using the methodology developed by Lacoste et al. (2019). Table 7 presents these values. Similar to time, CO<sub>2</sub> emissions are much higher in the fine-tuning of second-generation transformers, in this case, by orders of magnitude.

Dataset	RoBERTa	Zero-Shot Bloom	Fine-Tuning	CMBS Few-Shot
Finance	0.003	0.002	0.046	0.01
IMDB	0.101	0.149	0.781	0.121
PangMovie	0.039	0.039	0.597	0.049
SemEval2017	0.096	0.063	0.496	0.11
SiliconeMeldS	0.02	0.021	0.314	0.034
SiliconeSem	0.008	0.007	0.132	0.016
SST	0.04	0.043	0.631	0.05
SST2	0.226	0.116	2.292	0.249
YelpReview	0.021	0.016	0.252	0.036
IMDB2024	0.021	0.044	0.601	0.036
RottenA2023	0.034	0.022	0.403	0.044

Table 7: Emission CO<sub>2</sub>. Calculation based on the work of Lacoste et al. (2019).

## D Finance Cost

In the literature, some studies also analyze the financial costs of executing machine learning methods on cloud services (Griggs et al., 2024). Table 8 presents the financial cost in dollars for executing the main methods discussed in this paper. We used as a reference the hourly price of a setup similar to the one used in this research<sup>12</sup>, offered by a large cloud company, which currently costs \$0.752 per hour. The total cost for the main experiments amounted to \$303 (403 hours). As we can observe, the cost of executing only the full-shot method accounts for 58% (\$176) of the total cost.

## E Visualizations of the Trade-offs between effectiveness and computational cost of the 1stTRs and open LLMs

Figure 3 presents time in seconds (in decreasing order) on the y-axis and MacroF1 on the x-axis. In this graph, methods that aim to meet both metrics (fast and effective) tend to be in the upper right quadrant.

<sup>12</sup><https://aws.amazon.com/ec2/instance-types/g4/>



Dataset	RoBERTa	Zero-Shot Llama2	Zero-Shot Bloom	Few-Shot Llama2	Few-Shot Bloom	Full-Shot (Best)	CMBS (Zero-Shot)	CMBS (Few-Shot)
Finance	0.08	0.06	0.06	0.3	0.28	1.25	0.09	0.29
SemEval2017	2.6	1.7	1.69	3.01	2.55	13.33	2.79	2.97
SiliconeMeldS	0.55	0.3	0.58	0.73	0.74	8.44	0.59	0.93
SiliconeSem	0.23	0.12	0.2	0.41	0.38	3.57	0.25	0.45
SST	1.08	0.67	1.16	1.33	1.17	16.96	1.16	1.35
SST2	6.09	3.37	3.14	6.24	5.24	61.56	6.54	6.7
YelpReview	0.57	0.6	0.44	1.16	1.07	6.78	0.62	0.98
IMDB2024	0.58	0.97	1.2	1.61	1.48	16.15	0.63	0.97
RottenA2023	0.92	0.67	0.59	1.21	1.07	10.83	1.01	1.18
IMDB	2.74	4.82	4.02	6.41	5.81	21	2.97	3.25
PangMovie	1.05	0.61	1.05	1.25	1.08	16.05	1.12	1.32

Table 8: Finance Cost in dollars (\$) for RoBERTa, Zero-Shot Llama2, Zero-Shot Bloom, Few-Shot Llama2, Few-Shot Bloom, Full-Shot best LLM and our solution CMBS Zero-shot and CMBS Few-shot.

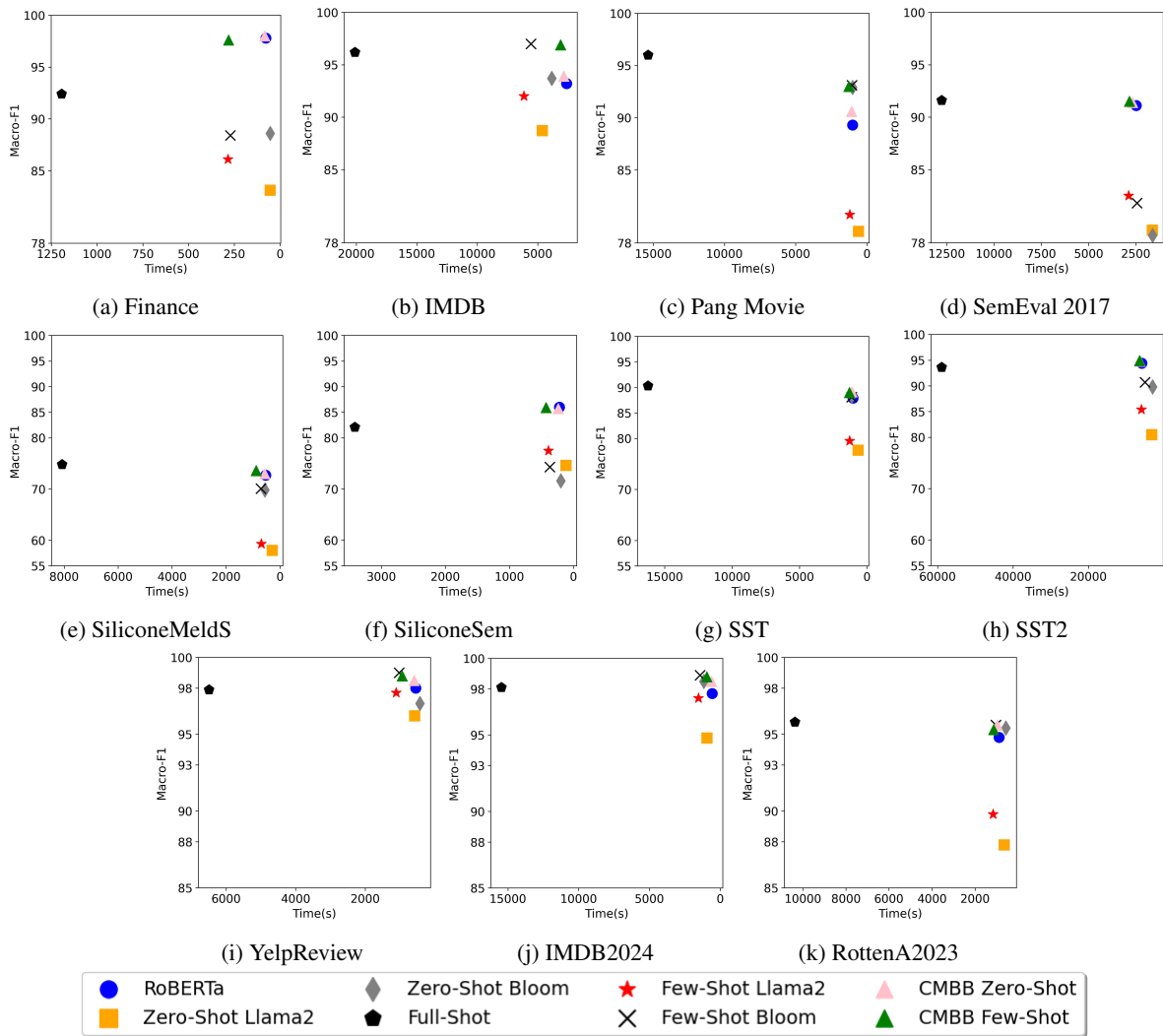


Figure 3: Total Time (seconds) and Macro-F1 in RoBERTa, Zero-Shot Llama2, Zero-Shot Bloom, Fine-tuning LLM and our proposed solution.