

FLEXTAF: Enhancing Table Reasoning with Flexible Tabular Formats

Xuanliang Zhang¹, Dingzirui Wang¹, Longxu Dou¹, Baoxin Wang²,
Dayong Wu², Qingfu Zhu¹, Wanxiang Che¹

¹Harbin Institute of Technology ²iFLYTEK Research
{xuanliangzhang, dztwang, lxdou, qfzhu, car}@ir.hit.edu.cn,
{bxwang2, dywu2}@iflytek.com

Abstract

The table reasoning task aims to answer the question according to the given table. Currently, using Large Language Models (LLMs) is the predominant method for table reasoning. Most existing methods employ a fixed tabular format to represent the table, which could limit the performance. Given that each instance requires different capabilities and models possess varying abilities, we assert that different instances and models suit different tabular formats. We prove the aforementioned claim through quantitative analysis of experimental results, where different instances and models achieve different performances using various tabular formats. Building on this discussion, we propose FLEXTAF-Single and FLEXTAF-Vote to enhance table reasoning performance by employing flexible tabular formats. Specifically, (i) FLEXTAF-Single trains a classifier to predict the most suitable tabular format based on the instance and the LLM. (ii) FLEXTAF-Vote integrates the results across different formats. Our experiments on WikiTableQuestions and TabFact reveal significant improvements, with average gains of 2.3% and 4.8% compared to the best performance achieved using a fixed tabular format with greedy decoding and self-consistency decoding, thereby validating the effectiveness of our methods¹.

1 Introduction

Table reasoning is a crucial task in natural language processing that aims to automatically extract and infer information from tables (Dong et al. 2022). In this task, a model needs to answer questions based on the information contained in the table, with each question-table pair referred to as an instance. Given the superior commonsense and logical reasoning capabilities of Large Language Models (LLMs), researchers increasingly utilize them for table reasoning, which has become the mainstream method (Chen 2023; Zhang et al. 2024c; Dong and Wang 2024). Therefore, we focus on how to solve the table reasoning task with LLMs in this paper.

Some previous works enhance the table reasoning performance by designing prompts (Cheng et al. 2023; Ye et al. 2023; Zhang et al. 2024e; Lee et al. 2024), such as Chain-of-Table (Wang et al. 2024), which solves table reasoning

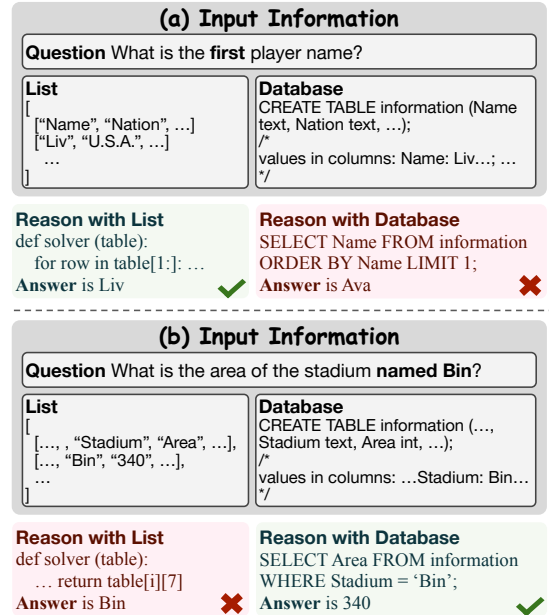


Figure 1: The table reasoning performance varies with different tabular formats. The List format is convenient for sequential indexing, while the Database format facilitates the search for columns that meet specific conditions.

tasks by prompting the LLM to iteratively reason with natural language and programs. While the above methods provide a fixed tabular format in their prompts, Sui et al. (2024); Singha et al. (2023); Deng et al. (2024) argue that different table reasoning tasks have different most suitable tabular formats. However, *existing works primarily analyze from the task aspect* without considering that solving different instances demands distinct reasoning skills (Shi et al. 2020; Chen et al. 2023; Cheng et al. 2023; Liu, Wang, and Chen 2024; Chen et al. 2024b). For example, as shown in Figure 1, solving instance (a) involves reasoning with sequential indexing, which is facilitated by the List format. In contrast, solving instance (b) requires identifying columns that satisfy specific conditions, making the Database format more suitable. Therefore, using a fixed tabular format for all instances could limit performance. Additionally, models vary

in their reasoning capabilities (Cao et al. 2023; Bhandari et al. 2024; Zhang et al. 2024a), therefore the most suitable tabular format could differ for each model.

Based on the above discussion, we focus on the impact of tabular formats on the table reasoning performance of LLMs from the following two aspects. (i) We claim that *different instances and different LLMs require distinct most suitable tabular formats*². (ii) We propose to enhance the table reasoning performance by *predicting the most suitable format or assembling the results from multiple tabular formats*.

First of all, we discuss that distinct tabular formats are suitable for different instances and LLMs. We conduct exploratory experiments utilizing different tabular formats and LLMs on table reasoning datasets. The experimental results present that table reasoning performance varies significantly with different formats and LLMs. Based on the above analysis, we propose FLEX-TAF, which includes FLEX-TAF-Single and FLEX-TAF-Vote, to enhance table reasoning performance through flexible tabular formats. FLEX-TAF-Single identifies the most suitable tabular format based on the instance and the LLM by training the classifier. FLEX-TAF-Vote determines the final answer by voting on results obtained from multiple formats. In comparison, although FLEX-TAF-Single requires training data but only infers once, FLEX-TAF-Vote is training-free but with expensive inference costs.

To demonstrate the effectiveness of our methods, we conduct experiments on two mainstream table reasoning datasets: WikiTableQuestions (Pasupat and Liang 2015) and TabFact (Chen et al. 2020). Compared to the best performances achieved by using a fixed format with greedy decoding and self-consistency decoding (Wang et al. 2023), FLEX-TAF-Single and FLEX-TAF-Vote show average improvements of 2.3% and 4.8% respectively with comparable inference costs, confirming the effectiveness of our methods. Further analysis experiments reveal that some instances can only be correctly solved using a specific format, proving that the most suitable tabular formats for different instances are distinct.

Our contributions are as follows:

1. We claim that the most suitable tabular formats for different instances and LLMs are distinct.
2. We propose FLEX-TAF, which includes FLEX-TAF-Single and FLEX-TAF-Vote, to enhance table reasoning performance by utilizing flexible tabular formats.
3. Our experimental results indicate that FLEX-TAF-Single and FLEX-TAF-Vote achieve average improvements of 2.3% and 4.8% respectively, over the best results obtained using fixed formats with greedy decoding and self-consistency decoding at comparable inference costs, demonstrating the effectiveness of our methods.

2 Discussion on Impact of Tabular Formats

We first claim that the most suitable tabular formats for different instances and LLMs are distinct. Since resolving different instances requires diverse abilities (Chen et al. 2023; Cheng et al. 2023; Chen et al. 2024b), it is necessary to tailor tabular

²We refer to the suitable tabular format as the one that enables the model to correctly solve a given instance.

formats for each instance accordingly. Additionally, the capabilities of different models vary (Cao et al. 2023; Bhandari et al. 2024; Zhang et al. 2024a), resulting in different tabular formats suitable for different LLMs. We further discuss from the perspective of experimental results in this section.

We select five popular formats, including Markdown, Dict, List, Pandas, and Database formats, following previous works (Singha et al. 2023; Cheng et al. 2023; Wang et al. 2024; Liu, Wang, and Chen 2024). Detailed descriptions of these formats are provided in the supplementary material. Subsequently, we quantitatively analyze how tabular format affects the table reasoning performance of LLMs from the aspects of the instance and the model respectively.

2.1 The Relationship between Instance and Tabular Format

We first claim that *different instances suit different tabular formats*. Table 4 presents the percentage of instances that can only be correctly resolved by each tabular format. It can be observed that, with the same fixed LLM, each tabular format is uniquely suited to certain instances, with some formats correctly solving over 20% of the instances exclusively. The results indicate that, for a given LLM, the most suitable tabular formats vary according to the specific instances.

2.2 The Relationship between Model and Tabular Format

In this subsection, we discuss that *different models suit different tabular formats*. Table 2 demonstrates that the most suitable tabular format varies across models and the performance gap arises due to different formats. For instance, Llama3 (Meta 2024) exhibits significantly better performance with the Markdown format compared to other formats, while DeepSeek-Coder (Guo et al. 2024) performs better with Dict and Database formats than with Markdown. We employ a Chi-square test to demonstrate significant differences in the distribution of the most suitable tabular formats across different models, as detailed in the supplementary material.

3 Methodology

In this section, we introduce FLEX-TAF, which consists of FLEX-TAF-Single and FLEX-TAF-Vote. The overview of FLEX-TAF is shown in Figure 2.

3.1 Task Definition

FLEX-TAF focuses on the table reasoning task, which can be formally defined as follows: Given an instance I comprising a natural language question Q and a table T , the table reasoning task aims to derive the corresponding answer $\hat{A} = \mathbb{M}(\mathbb{F}(T), Q)$, where \mathbb{M} represents the model and \mathbb{F} denotes the tabular format. To effectively solve the table reasoning task, the probability that the generated answer \hat{A} matches the gold answer A^* should be maximized.

3.2 FLEX-TAF-Single

As discussed in §2, it is essential to determine the most suitable tabular format, so FLEX-TAF-Single achieves this by training a classifier to identify the most suitable format.

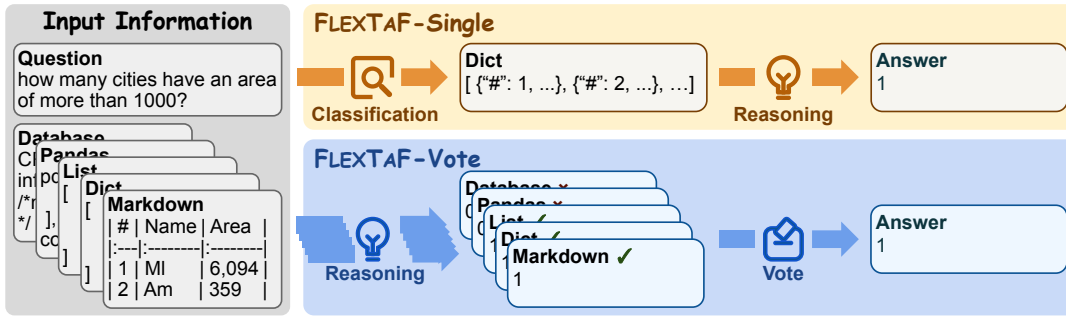


Figure 2: The overview of FLEXTAF. FLEXTAF-Single consists of two steps: (i) Classification: A classifier we trained predicts the most suitable tabular format based on the given instance and model. (ii) Reasoning: Using the predicted format, the LLM solves the instance by representing the table accordingly. FLEXTAF-Vote consists of two steps: (i) Reasoning: Various formats are employed to represent the table and facilitate reasoning with the LLM, resulting in multiple answers. (ii) Vote: The final answer is determined using a voting mechanism.

Classification Classification aims to predict the most suitable tabular format from a set of candidate formats based on the instance and the model. It can be formally expressed as $\hat{F} = \text{CLS}_M(I)$, $\hat{F} \in F_{M,I}^* = \{F | M(F(T), Q) = A^*\}$.

Training Data Collection To train the classifier to predict the most suitable tabular format for the given instance I and the LLM M , we annotate the training data with M . Specifically, for each instance in the training set, we utilize all candidate tabular formats to reason respectively and evaluate the correctness of each answer. We then collect the set of most suitable tabular formats for each instance in the training data, denoted as $\{F_{M,I_t}^*\}$, for which M can correctly reason with the format on the instance I_t , and use these as the training data for our classifier. Additionally, we take a data filtering strategy to remove instances from the training set where more than half of the candidate formats are correct or where none are correct, as such instances do not effectively highlight differences between the tabular formats.

Learning Objective Since there could be multiple formats in $F_{M,I}^*$, we apply a multi-label classification training method (Godbole and Sarawagi 2004; Tsoumakas and Katakis 2007; Herrera et al. 2016), where each label denotes a tabular format. Moreover, we utilize a binary relevance method (Godbole and Sarawagi 2004) for multi-label classification. Specifically, the tabular formats are serialized and transformed into binary vectors for each instance. During training, we adopt Binary Cross-Entropy Loss, normalized by the number of instances N , as follows:

$$\mathcal{L}(\hat{y}, y) = -\frac{1}{N} \sum_{i=1}^N \sum_{r=1}^{|\mathcal{F}|} [y_{ir} \log(\hat{y}_{ir}) + (1 - y_{ir}) \log(1 - \hat{y}_{ir})] \quad (1)$$

Among them, $|\mathcal{F}|$ refers to the total number of candidate tabular formats, y_{ir} indicates the gold value for the instance i on tabular format r , with possible values of 0 or 1, and \hat{y}_{ir} represents the predicted probability for instance i on the tabular format r .

Predicting Tabular Format After obtaining the classifier, we predict the most suitable tabular format \hat{F} . We regularize

the predicted scores of all formats and select the format with the highest probability as our classification result \hat{F} .

Reasoning After predicting the most suitable table format \hat{F} , we utilize the predicted format for table reasoning. Specifically, we represent the table with the predicted format \hat{F} in the prompt and employ the LLM to derive the final answer.

3.3 FLEXTAF-Vote

FLEXTAF-Single requires manual data annotation, which could be difficult to obtain, so we propose FLEXTAF-Vote to obtain the final answer by integrating the results from multiple tabular formats, inspired by Wang et al. (2023); Qin et al. (2023); Luo et al. (2024).

Reasoning We first construct multiple table reasoning prompts, representing the table with different formats in each prompt. Then we employ these prompts to reason with the LLM, obtaining multiple answers accordingly.

Vote We retain the most consistent result across multiple results by adopting a voting mechanism, which can be formally expressed as the following equation.

$$\hat{A} = \underset{A}{\operatorname{argmax}} \sum_{r=1}^{|\mathcal{F}|} \mathbb{1}(A_r = A) \quad (2)$$

Here, $|\mathcal{F}|$ is the total number of candidate formats, A_r is the answer obtained from the tabular format F_r , and A is each possible answer. The function $\mathbb{1}(f)$ returns 1 if f is true and 0 otherwise. In the event of a tie, we select the answer with the highest logarithmic probability following Luo et al. (2024).

3.4 Comparison

To better employ our two methods, we examine their application scenarios. (i) FLEXTAF-Single is ideal for scenarios where high-efficiency online reasoning is required, although it necessitates prior training data annotation and classifier training. (ii) FLEXTAF-Vote suits scenarios where annotated data is unavailable while maintaining a certain tolerance for real-time reasoning efficiency.

Tabular Format	WikiTQ				TabFact			
	Llama3		DeepSeek-Coder		Llama3		DeepSeek-Coder	
	8B	70B	6.7B	33B	8B	70B	6.7B	33B
Markdown	47.7	63.3	32.2	31.2	75.2	86.4	60.4	63.6
Dict	43.0	56.4	25.6	53.6	65.5	80.0	63.9	78.0
List	30.5	56.3	19.2	50.8	57.4	77.5	63.7	75.4
Pandas	39.2	52.3	39.7	48.8	47.8	73.6	62.5	75.9
Database	31.0	48.2	41.8	45.5	65.0	75.0	70.7	76.3
FLEXTAF-Single	50.5	69.1	46.3	54.5	77.0	87.1	70.9	78.3
Δ	+2.8	+5.8	+4.5	+0.9	+1.5	+0.7	+2.2	+0.3

Table 1: The accuracy of reasoning using a fixed tabular format with **greedy decoding** and FLEXTAF-Single, across four LLMs on WikiTableQuestions (WikiTQ) and TabFact. The best performance for each LLM and dataset is marked in **bold**. Δ denotes the improvement of FLEXTAF-Single relative to the best performance of using a fixed format with greedy decoding for each LLM and dataset.

4 Experiments

4.1 Settings

Datasets We use WikiTableQuestions (Pasupat and Liang 2015) and TabFact (Chen et al. 2020) datasets to evaluate FLEXTAF. WikiTableQuestions is a mainstream dataset for the table Question Answering task, containing diverse questions across various domains, which requires answering the question based on the table. TabFact is a prominent dataset for the table fact verification task, which needs to determine whether a claim is entailed or refuted by the table.

Metric We employ accuracy as the evaluation metric for WikiTableQuestions and TabFact, following the previous works (Pasupat and Liang 2015; Chen et al. 2020), and use accuracy to evaluate the performance of classification. Accuracy measures the model ability to generate the correct answer, which is achieved only when the predicted result exactly matches the correct answer. Since FLEXTAF-Single aims to identify the most suitable format, we adopt accuracy to assess whether the top format predicted by the classifier is in the suitable formats of the instance.

Models For reasoning, we employ Llama3 (Meta 2024) and DeepSeek-Coder (Guo et al. 2024), and for classification, we use ELECTRA-Large (Clark et al. 2020). Llama3 and DeepSeek-Coder are popular open-source LLMs for their outstanding performance across various tasks. We choose ELECTRA-Large due to its superior performance in language comprehension and question-answering tasks compared to other pre-trained models of similar size (Clark et al. 2020).

Implementation Details For the WikiTableQuestions and TabFact datasets, we adopt Markdown, Dict, List, Pandas, and Database as tabular formats, which are commonly used in previous works (Singha et al. 2023; Cheng et al. 2023; Ye et al. 2023; Wang et al. 2024) and generally have high performance across datasets with different models. To enhance table reasoning performance, we utilize the Chain-of-Thought (CoT) prompt (Wei et al. 2022) for Markdown and the Program-of-Thought (PoT) prompt (Chen et al. 2023; Gao et al. 2023) for other formats. In addition, we apply 4-shot prompts and 2-shot prompts respectively, since the

questions in WikiTableQuestions are more challenging. To improve the performance on WikiTableQuestions, we use different demonstrations for each tabular format, and we explore the performance of FLEXTAF with unified demonstrations in §4.3. Detailed prompts are provided in the supplementary material. We train a tabular format classifier for each LLM on each dataset. We provide detailed training information in the supplementary material. For sampling in self-consistency decoding (Wang et al. 2023), we set $temperature = 0.1$ which can bring optimal performance across most formats within $temperature \leq 0.8$. To ensure a fair comparison with FLEXTAF-Vote, we set $sampling_n = 5$.

4.2 Main Experiment

Table 1 and Table 2 compare FLEXTAF-Single with using a fixed format with greedy decoding, and FLEXTAF-Vote with using a fixed format with self-consistency (Wang et al. 2023), respectively. We observe that: (i) FLEXTAF-Single and FLEXTAF-Vote surpass the best results achieved by the fixed format with greedy decoding and self-consistency, by an average of 2.3% and 4.8% respectively, with comparable computational costs. (ii) Compared to flexible tabular formats, the fixed format restricts table reasoning performance even with self-consistency. Moreover, self-consistency with Markdown improves slightly or even decreases compared to greedy decoding. This is attributed to self-consistency instability in CoT prompting (Chen et al. 2024a; Renze and Guven 2024), and diminished instruction following ability at higher sampling temperatures (Zeng et al. 2024; Peeperkorn et al. 2024). Additionally, the tables reveal that:

The improvement of FLEXTAF on the more challenging dataset is more significant. Both FLEXTAF-Single and FLEXTAF-Vote achieve performance improvement across datasets, underscoring their efficacy. Specifically, the performance on WikiTQ is significantly better compared to the simpler TabFact. Despite higher classification accuracy on TabFact (Table 5), FLEXTAF-Single shows limited improvement due to the already high-performance baseline. Moreover, FLEXTAF-Vote exhibits less improvement on TabFact due to the greater overlap between simpler instances correctly solved by different formats (see supplementary material).

Tabular Format	WikiTQ				TabFact			
	Llama3		DeepSeek-Coder		Llama3		DeepSeek-Coder	
	8B	70B	6.7B	33B	8B	70B	6.7B	33B
Markdown	49.1	62.8	32.1	29.7	75.2	86.7	60.9	63.6
Dict	44.8	58.1	28.7	59.7	67.9	80.9	71.9	82.4
List	35.4	59.7	27.5	55.6	59.8	78.0	66.9	78.0
Pandas	41.4	56.2	43.9	54.4	56.0	74.7	67.2	79.2
Database	35.2	48.6	42.5	46.4	69.5	76.0	70.7	77.2
FLEXTAF-Vote	55.7	69.9	51.4	60.9	80.3	88.5	77.9	84.4
Δ	+6.6	+7.1	+7.5	+1.2	+5.1	+1.8	+7.2	+2.0

Table 2: The accuracy of reasoning using a fixed tabular format with **self-consistency decoding** (Wang et al. 2023) and FLEXTAF-Vote, across four LLMs on WikiTQ and TabFact. The best performance for each LLM and dataset is marked in **bold**. Δ denotes the improvement of FLEXTAF-Vote relative to the best performance of using a fixed format with self-consistency for each LLM and dataset.

FLEXTAF-Single shows superior performance on the general model compared to the code model. FLEXTAF-Single and FLEXTAF-Vote demonstrate efficacy across diverse models. Notably, FLEXTAF-Single exhibits greater improvement on the general models than on the code models. The tabular formats suitable for the code model are closely related to code, resulting in smaller differences and consequently limited classifier performance.

FLEXTAF-Vote consistently surpasses FLEXTAF-Single. Although the performance of FLEXTAF-Single is constrained by classification accuracy (see Table 5), it demonstrates high reasoning efficiency which only infers once. In contrast, FLEXTAF-Vote achieves superior table reasoning performance across various LLMs and datasets, because instances could be resolved correctly by multiple formats, and errors produced by different tabular formats exhibit diversity. However, FLEXTAF-Vote is less efficient in reasoning.

4.3 Analysis

We select Llama3-8B for subsequent analytical experiments due to its high reasoning efficiency. Moreover, we conduct most experiments on WikiTQ, because it encompasses more diverse questions (Pasupat and Liang 2015; Chen et al. 2020; Dong et al. 2022; Shi et al. 2020).

MD	Dict	List	PD	DB	$Acc_{max} - Acc_{min}$
47.7	43.0	30.5	39.2	16.1	31.6

Table 3: The accuracy on the WikiTQ dataset using Llama3-8B with greedy decoding, employing unified demonstrations in the prompts, which are different from the prompts used in the main experiments. MD denotes Markdown, PD denotes Pandas, and DB denotes Database.

Is the impact of tabular formats due to the different demonstrations? We conduct experiments with unified demonstrations in the prompts for each format and present the results in Table 3. Specifically, we adopt the demonstrations of the same question across different tabular formats, manually annotating the rationale or program accordingly.

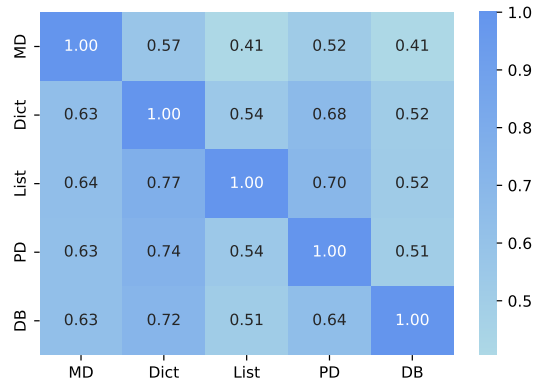


Figure 3: The overlap between instances solved by tabular formats achieved by Llama3-8B on WikiTQ. The values represent the proportion of instances that can be solved by the tabular format corresponding to the vertical axis, within the instances solvable by the format on the horizontal axis.

Detailed prompts are present in the supplementary material. Table 3 indicates that the tabular formats continue to significantly affect performance, with the performance gap widening when using unified demonstrations.

Are the tabular formats suitable for different instances different? We analyze the overlap between instances correctly solved by each format and the proportion of instances that can only be solved by a specific format, as shown in Figure 3 and Table 4. Figure 3 illustrates that: (i) The overlaps between instances correctly solved by each format are all $\leq 80\%$, indicating the distinctions among formats. (ii) The Dict and Pandas formats exhibit higher overlap due to their superior performance (see Table 2), while the DB and List formats have lower overlap. The overlaps between instances solved by different formats using four LLMs on WikiTQ and TabFact are provided in the supplementary material.

Table 4 presents that: (i) Certain instances can only be accurately solved using a specific format, highlighting the differences between formats. (ii) Markdown and Database formats resolve a greater proportion of instances compared to

Model	Scale	MD	Dict	List	PD	DB
Llama3	8B	24.6	7.1	4.6	5.9	8.3
	70B	16.0	1.7	2.2	1.8	4.3
DeepSeek-Coder	6.7B	24.7	6.7	3.7	11.0	13.6
	33B	15.6	3.9	3.3	4.4	7.5

Table 4: The percentage of instances that can only be correctly solved by one tabular format, in all instances that the tabular format can correctly solve.

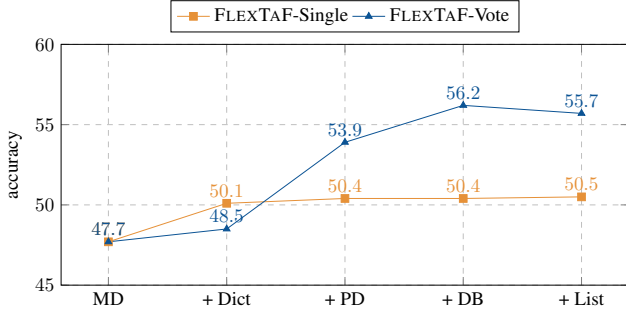


Figure 4: The accuracy of FLEXTAF-Single and FLEXTAF-Vote using Llama3-8B on WikiTQ with different numbers of candidate tabular formats, as additional candidate tabular formats are added from left to right.

Dict, List, and Pandas formats due to their distinct structures compared to the programming formats. Figure 3 and Table 4 claim that different instances suit different tabular formats.

How does the number of candidate tabular formats affect FLEXTAF? We perform experiments using varying numbers of candidate formats and present results in Figure 4, where formats are added in descending order of performance. We observe the following: (i) The performance of FLEXTAF-Single gradually stabilizes as the number of candidate formats increases. The classification performance does not always improve due to the increased difficulty with a higher number of labels (Wang et al. 2021; Audibert, Gauffre, and Amini 2024). (ii) FLEXTAF-Vote varies greatly with the increase in the number of formats due to its reliance on the performance of each format. In particular, FLEXTAF-Vote does not exceed FLEXTAF-Single when Markdown and Dict are candidates, as it selects from two different answers only by comparing probabilities, which do not accurately indicate correctness (Wang et al. 2023; Portillo Wightman, Delucia, and Dredze 2023; Quevedo et al. 2024). Therefore, we select 5 formats as candidates in the main experiments, considering the performance of our two methods.

How to further improve the classification performance of FLEXTAF-Single? We analyze both the overall accuracy and the accuracy on instances that can be correctly solved by only one format, as these instances most distinctly highlight the unique features of each format. The classification results are presented in Table 5. We observe that: (i) The classification performance of predicting larger-scale LLMs

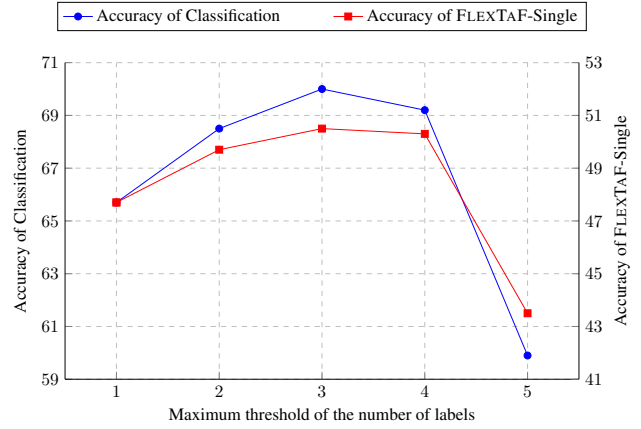


Figure 5: The accuracy of classification and FLEXTAF-Single, with the change of the maximum threshold of the number of labels in the training data.

is better than that of smaller-scale LLMs. This is attributed to the greater robustness of larger-scale LLMs (Howe et al. 2024), which results in more consistent features in instances correctly solved with the same format. (ii) The classification performance of each format is positively correlated with the size of its training data (see the supplementary material). Therefore, future improvements in classification performance can be achieved by reducing noise in the data and increasing the scale of the training data.

How does the data filtering strategy affect FLEXTAF-Single? We compare various strategies by adjusting the maximum threshold of the number of labels in each training data instance. The experimental results are shown in Figure 5. We find that: (i) As the maximum label count rises, overall performance improves, peaking at 3 labels, which demonstrates that training with ≤ 3 labels per instance works best, because the increased amount of training data aids the model training. (ii) When the label count goes above 3, performance drops. This shows why filtering training data is important, as instances easily resolved by most tabular formats are often simpler and fail to effectively capture the unique features of each label, thus negatively impacting model training.

4.4 Case Study

To better illustrate that different instances are suitable for different tabular formats, we present an instance from WikiTQ. As illustrated in Figure 6, when utilizing the Dict format, Llama3-70B (Meta 2024) generates an incorrect program that processes all table rows without excluding a special ”-” row. Conversely, when solving the instance with Markdown, the model successfully ignores the ”-” line and correctly identifies the country that won the most gold medals. Therefore, for this instance, the Markdown format proves more suitable than Dict when employing Llama3-70B. Additional instances are provided in the supplementary material.

Format	WikiTQ				TabFact			
	Llama3		DeepSeek-Coder		Llama3		DeepSeek-Coder	
	8B	70B	6.7B	33B	8B	70B	6.7B	33B
Markdown	78.7	73.8	47.1	20.3	64.3	67.1	25.3	36.0
Dict	27.9	23.8	35.1	46.7	25.0	14.3	37.5	36.0
List	3.4	29.6	9.7	19.4	20.0	25.0	0.0	0.0
Pandas	2.1	10.0	28.6	30.1	0.0	11.1	22.7	7.7
Database	14.3	15.6	50.6	29.7	18.5	26.7	31.3	29.6
Overall	69.6	82.2	68.5	73.1	79.6	88.8	74.3	80.6

Table 5: The overall classification accuracy of FLEXTAF-Single using four LLMs on two datasets, and the classification accuracy for instances that can only be correctly solved by a single format, with the best performance marked in **bold**.

Input Information

Question who won the most gold medals?

Table

Rank	Nation	Gold	...	Total
1	Brazil	7	...	15
		...		
-	Total	16	...	62

Reason with Dict

```
def solver(table):
    max_gold = 0; winner = ""
    for row in table:
        gold = int(row["Gold"])
        if gold > max_gold:
            max_gold = gold; winner = row["Nation"]
    return winner
```

Answer is Total ❌

Reason with Markdown

To find out who won the most gold medals, we need to look at the "Gold" column of the table provided. According to the table, Brazil won the most gold medals with 7, so the answer is: **Brazil**

Answer is Brazil ✅

Figure 6: An instance from the WikiTQ test set using Llama3-70B with Markdown and Dict tabular formats.

5 Related Works

The table reasoning task aims to answer the natural language question based on provided tabular data (Dong et al. 2022; Zhang et al. 2024c; Dong and Wang 2024). LLM-based methods have become predominant in this field due to their superior performance of table understanding, commonsense reasoning, and logical reasoning (Wei et al. 2022; Chen 2023; Zhao et al. 2023; Chen et al. 2023; Gao et al. 2023). Some existing works focus on enhancing table reasoning ability by fine-tuning LLMs (Zhang et al. 2024b; Bian et al. 2024; Zhang et al. 2024d; Patnaik et al. 2024; Wu and Feng 2024; Gardner, Perdomo, and Schmidt 2024; Li et al. 2024). Also, some works improve table reasoning performance by designing prompts (Zhao et al. 2023; Ye et al. 2023; Nahid and Rafiei 2024a,b; Lee et al. 2024; Wang

et al. 2024; Zhao et al. 2024) or aggregating diverse results (Ni et al. 2023; Liu, Wang, and Chen 2024). For instance, Mix Self-Consistency (Liu, Wang, and Chen 2024) proposes combining textual and symbolic reasoning results.

Previous works generally employ a fixed tabular format across varying instances, regardless of the specific LLM used, which could limit the performance. Since Sui et al. (2024) demonstrate that the performance of table understanding tasks, such as Cell Lookup and Size Detection, varies with different tabular formats, and propose self-augmented prompting. To aid LLMs in understanding tables, self-augmented prompting employs LLMs to extract critical table contents and summarize them into natural language descriptions for LLMs. Building on this, Singha et al. (2023) evaluate the performance of additional tabular formats and investigate the effects of noise operations like Shuffle Columns and Transpose Table on table understanding. They analyze that the LLM adopts different tabular formats, causing varying robustness in table understanding tasks. Similarly, Deng et al. (2024) examine the different performance of text-based and image-based formats in table reasoning tasks.

However, existing studies primarily discuss the impact of different tabular formats from the perspective of tasks, ignoring the impact of the instances and LLMs. Therefore, we claim that different instances and models suit different tabular formats by analyzing the experimental results. Based on the claim, we propose FLEXTAF to improve the table reasoning performance by flexibly employing tabular formats.

6 Conclusion

In this paper, we explore the impact of tabular format on table reasoning performance from two aspects. (i) We claim from the perspective of experimental results that different instances and models have different most suitable tabular formats. (ii) We propose our methods. FLEXTAF-Single use the classifier to predict the most suitable tabular format according to the instance and the LLM. FLEXTAF-Vote obtains the results from multiple formats and employs the voting mechanism to get the final result. We build experiments on WikiTableQuestions and TabFact datasets. Compared with the best performance of using a fixed tabular format with greedy decoding and self-consistency, FLEXTAF-Single and FLEXTAF-Vote increase by 2.3% and 4.8% on average respectively, demonstrating the effectiveness of our methods.

References

- Audibert, A.; Gauffre, A.; and Amini, M.-R. 2024. Exploring Contrastive Learning for Long-Tailed Multi-Label Text Classification. arXiv:2404.08720.
- Bhandari, K. R.; Xing, S.; Dan, S.; and Gao, J. 2024. On the Robustness of Language Models for Tabular Question Answering. arXiv:2406.12719.
- Bian, J.; Qin, X.; Zou, W.; Huang, M.; Luo, C.; Zhang, K.; and Zhang, W. 2024. HeLM: Highlighted Evidence augmented Language Model for Enhanced Table-to-Text Generation. arXiv:2311.08896.
- Bowman, S. R. 2023. Eight Things to Know about Large Language Models. arXiv:2304.00612.
- Cao, Y.; Chen, S.; Liu, R.; Wang, Z.; and Fried, D. 2023. API-Assisted Code Generation for Question Answering on Varied Table Structures. In *Proc. of EMNLP*.
- Chen, A.; Phang, J.; Parrish, A.; Padmakumar, V.; Zhao, C.; Bowman, S. R.; and Cho, K. 2024a. Two Failures of Self-Consistency in the Multi-Step Reasoning of LLMs. *Transactions on Machine Learning Research*.
- Chen, W. 2023. Large Language Models are few(1)-shot Table Reasoners. In Vlachos, A.; and Augenstein, I., eds., *Findings of the Association for Computational Linguistics: EACL 2023*, 1120–1130. Dubrovnik, Croatia: Association for Computational Linguistics.
- Chen, W.; Ma, X.; Wang, X.; and Cohen, W. W. 2023. Program of Thoughts Prompting: Disentangling Computation from Reasoning for Numerical Reasoning Tasks. *Transactions on Machine Learning Research*.
- Chen, W.; Wang, H.; Chen, J.; Zhang, Y.; Wang, H.; Li, S.; Zhou, X.; and Wang, W. Y. 2020. TabFact: A Large-scale Dataset for Table-based Fact Verification. In *Proc. of ICLR*.
- Chen, Y.; Yuan, Y.; Zhang, Z.; Zheng, Y.; Liu, J.; Ni, F.; and Hao, J. 2024b. SheetAgent: A Generalist Agent for Spreadsheet Reasoning and Manipulation via Large Language Models. arXiv:2403.03636.
- Cheng, Z.; Xie, T.; Shi, P.; Li, C.; Nadkarni, R.; Hu, Y.; Xiong, C.; Radev, D.; Ostendorf, M.; Zettlemoyer, L.; Smith, N. A.; and Yu, T. 2023. Binding Language Models in Symbolic Languages. In *The Eleventh International Conference on Learning Representations*.
- Clark, K.; Luong, M.-T.; Le, Q. V.; and Manning, C. D. 2020. ELECTRA: Pre-training Text Encoders as Discriminators Rather Than Generators. In *International Conference on Learning Representations*.
- Deng, N.; Sun, Z.; He, R.; Sikka, A.; Chen, Y.; Ma, L.; Zhang, Y.; and Mihalcea, R. 2024. Tables as Texts or Images: Evaluating the Table Reasoning Ability of LLMs and MLLMs. In Ku, L.-W.; Martins, A.; and Srikumar, V., eds., *Findings of the Association for Computational Linguistics ACL 2024*, 407–426. Bangkok, Thailand and virtual meeting: Association for Computational Linguistics.
- Dong, H.; Cheng, Z.; He, X.; Zhou, M.; Zhou, A.; Zhou, F.; Liu, A.; Han, S.; and Zhang, D. 2022. Table Pre-training: A Survey on Model Architectures, Pre-training Objectives, and Downstream Tasks. In Raedt, L. D., ed., *Proceedings of the Thirty-First International Joint Conference on Artificial Intelligence, IJCAI-22*, 5426–5435. International Joint Conferences on Artificial Intelligence Organization. Survey Track.
- Dong, H.; and Wang, Z. 2024. Large Language Models for Tabular Data: Progresses and Future Directions. In *Proceedings of the 47th International ACM SIGIR Conference on Research and Development in Information Retrieval, SIGIR '24*, 2997–3000. New York, NY, USA: Association for Computing Machinery. ISBN 9798400704314.
- Gao, L.; Madaan, A.; Zhou, S.; Alon, U.; Liu, P.; Yang, Y.; Callan, J.; and Neubig, G. 2023. PAL: program-aided language models. In *Proceedings of the 40th International Conference on Machine Learning, ICML'23*. JMLR.org.
- Gardner, J.; Perdomo, J. C.; and Schmidt, L. 2024. Large Scale Transfer Learning for Tabular Data via Language Modeling. arXiv:2406.12031.
- Godbole, S.; and Sarawagi, S. 2004. Discriminative Methods for Multi-labeled Classification. In Dai, H.; Srikant, R.; and Zhang, C., eds., *Advances in Knowledge Discovery and Data Mining*, 22–30. Berlin, Heidelberg: Springer Berlin Heidelberg. ISBN 978-3-540-24775-3.
- Guo, D.; Zhu, Q.; Yang, D.; Xie, Z.; Dong, K.; Zhang, W.; Chen, G.; Bi, X.; Wu, Y.; Li, Y. K.; Luo, F.; Xiong, Y.; and Liang, W. 2024. DeepSeek-Coder: When the Large Language Model Meets Programming – The Rise of Code Intelligence. arXiv:2401.14196.
- Herrera, F.; Charte, F.; Rivera, A. J.; and del Jesus, M. J. 2016. *Multilabel Classification*, 17–31. Cham: Springer International Publishing. ISBN 978-3-319-41111-8.
- Howe, N.; Zajac, M.; McKenzie, I.; Hollinsworth, O.; Tseng, T.; Bacon, P.-L.; and Gleave, A. 2024. Exploring Scaling Trends in LLM Robustness. arXiv:2407.18213.
- Lee, Y.; Kim, S.; Rossi, R. A.; Yu, T.; and Chen, X. 2024. Learning to Reduce: Towards Improving Performance of Large Language Models on Structured Data. In *First Workshop on Long-Context Foundation Models @ ICML 2024*.
- Li, P.; He, Y.; Yashar, D.; Cui, W.; Ge, S.; Zhang, H.; Rifinski Fainman, D.; Zhang, D.; and Chaudhuri, S. 2024. TableGPT: Table Fine-tuned GPT for Diverse Table Tasks. *Proc. ACM Manag. Data*, 2(3).
- Liu, T.; Wang, F.; and Chen, M. 2024. Rethinking Tabular Data Understanding with Large Language Models. In Duh, K.; Gomez, H.; and Bethard, S., eds., *Proceedings of the 2024 Conference of the North American Chapter of the Association for Computational Linguistics: Human Language Technologies (Volume 1: Long Papers)*, 450–482. Mexico City, Mexico: Association for Computational Linguistics.
- Liu, Y.; He, H.; Han, T.; Zhang, X.; Liu, M.; Tian, J.; Zhang, Y.; Wang, J.; Gao, X.; Zhong, T.; Pan, Y.; Xu, S.; Wu, Z.; Liu, Z.; Zhang, X.; Zhang, S.; Hu, X.; Zhang, T.; Qiang, N.; Liu, T.; and Ge, B. 2024. Understanding LLMs: A Comprehensive Overview from Training to Inference. arXiv:2401.02038.
- Luo, X.; Zhu, Q.; Zhang, Z.; Qin, L.; Zhang, X.; Yang, Q.; Xu, D.; and Che, W. 2024. Python is Not Always the Best Choice: Embracing Multilingual Program of Thoughts. arXiv:2402.10691.

- Meta. 2024. Introducing Meta Llama 3: The most capable openly available LLM to date. Technical report, Meta.
- Nahid, M. M. H.; and Rafiei, D. 2024a. NormTab: Improving Symbolic Reasoning in LLMs Through Tabular Data Normalization. arXiv:2406.17961.
- Nahid, M. M. H.; and Rafiei, D. 2024b. TabSQLify: Enhancing Reasoning Capabilities of LLMs Through Table Decomposition. arXiv:2404.10150.
- Ni, A.; Iyer, S.; Radev, D.; Stoyanov, V.; Yih, W.-t.; Wang, S. I.; and Lin, X. V. 2023. Lever: Learning to verify language-to-code generation with execution. In *Proc. of ICML*.
- Pasupat, P.; and Liang, P. 2015. Compositional Semantic Parsing on Semi-Structured Tables. In *Proc. of ACL*.
- Paszke, A.; Gross, S.; Massa, F.; Lerer, A.; Bradbury, J.; Chanan, G.; Killeen, T.; Lin, Z.; Gimelshein, N.; Antiga, L.; Desmaison, A.; Kopf, A.; Yang, E.; DeVito, Z.; Raison, M.; Tejani, A.; Chilamkurthy, S.; Steiner, B.; Fang, L.; Bai, J.; and Chintala, S. 2019. PyTorch: An Imperative Style, High-Performance Deep Learning Library. In Wallach, H.; Larochelle, H.; Beygelzimer, A.; d'Alché-Buc, F.; Fox, E.; and Garnett, R., eds., *Advances in Neural Information Processing Systems*, volume 32. Curran Associates, Inc.
- Patnaik, S.; Changwal, H.; Aggarwal, M.; Bhatia, S.; Kumar, Y.; and Krishnamurthy, B. 2024. CABINET: Content Relevance-based Noise Reduction for Table Question Answering. In *The Twelfth International Conference on Learning Representations*.
- Peeperkorn, M.; Kouwenhoven, T.; Brown, D.; and Jordanous, A. 2024. Is Temperature the Creativity Parameter of Large Language Models? arXiv:2405.00492.
- Portillo Wightman, G.; Delucia, A.; and Dredze, M. 2023. Strength in Numbers: Estimating Confidence of Large Language Models by Prompt Agreement. In Ovalle, A.; Chang, K.-W.; Mehrabi, N.; Pruksachatkun, Y.; Galystan, A.; Dhamala, J.; Verma, A.; Cao, T.; Kumar, A.; and Gupta, R., eds., *Proceedings of the 3rd Workshop on Trustworthy Natural Language Processing (TrustNLP 2023)*, 326–362. Toronto, Canada: Association for Computational Linguistics.
- Qin, L.; Chen, Q.; Feng, X.; Wu, Y.; Zhang, Y.; Li, Y.; Li, M.; Che, W.; and Yu, P. S. 2024. Large Language Models Meet NLP: A Survey. arXiv:2405.12819.
- Qin, L.; Chen, Q.; Wei, F.; Huang, S.; and Che, W. 2023. Cross-lingual Prompting: Improving Zero-shot Chain-of-Thought Reasoning across Languages. In Bouamor, H.; Pino, J.; and Bali, K., eds., *Proceedings of the 2023 Conference on Empirical Methods in Natural Language Processing*, 2695–2709. Singapore: Association for Computational Linguistics.
- Quevedo, E.; Yero, J.; Koerner, R.; Rivas, P.; and Cerny, T. 2024. Detecting Hallucinations in Large Language Model Generation: A Token Probability Approach. arXiv:2405.19648.
- Renze, M.; and Guven, E. 2024. The Effect of Sampling Temperature on Problem Solving in Large Language Models. arXiv:2402.05201.
- Shi, T.; Zhao, C.; Boyd-Graber, J.; Daumé III, H.; and Lee, L. 2020. On the Potential of Lexico-logical Alignments for Semantic Parsing to SQL Queries. In Cohn, T.; He, Y.; and Liu, Y., eds., *Findings of the Association for Computational Linguistics: EMNLP 2020*, 1849–1864. Online: Association for Computational Linguistics.
- Singha, A.; Cambronero, J.; Gulwani, S.; Le, V.; and Parnin, C. 2023. Tabular Representation, Noisy Operators, and Impacts on Table Structure Understanding Tasks in LLMs. In *NeurIPS 2023 Second Table Representation Learning Workshop*.
- Sui, Y.; Zhou, M.; Zhou, M.; Han, S.; and Zhang, D. 2024. Table Meets LLM: Can Large Language Models Understand Structured Table Data? A Benchmark and Empirical Study. In *Proceedings of the 17th ACM International Conference on Web Search and Data Mining, WSDM '24*, 645–654. New York, NY, USA: Association for Computing Machinery. ISBN 9798400703713.
- Tsoumakas, G.; and Katakis, I. 2007. Multi-label classification: An overview. *International Journal of Data Warehousing and Mining (IJDWM)*, 3(3): 1–13.
- Wang, R.; Su, X.; Long, S.; Dai, X.; Huang, S.; and Chen, J. 2021. Meta-LMTC: Meta-Learning for Large-Scale Multi-Label Text Classification. In Moens, M.-F.; Huang, X.; Specia, L.; and Yih, S. W.-t., eds., *Proceedings of the 2021 Conference on Empirical Methods in Natural Language Processing*, 8633–8646. Online and Punta Cana, Dominican Republic: Association for Computational Linguistics.
- Wang, X.; Wei, J.; Schuurmans, D.; Le, Q. V.; Chi, E. H.; Narang, S.; Chowdhery, A.; and Zhou, D. 2023. Self-Consistency Improves Chain of Thought Reasoning in Language Models. In *The Eleventh International Conference on Learning Representations*.
- Wang, Z.; Zhang, H.; Li, C.-L.; Eisenschlos, J. M.; Perot, V.; Wang, Z.; Miculicich, L.; Fujii, Y.; Shang, J.; Lee, C.-Y.; and Pfister, T. 2024. Chain-of-Table: Evolving Tables in the Reasoning Chain for Table Understanding. arXiv:2401.04398.
- Wei, J.; Wang, X.; Schuurmans, D.; Bosma, M.; Ichter, B.; Xia, F.; Chi, E.; Le, Q. V.; and Zhou, D. 2022. Chain-of-Thought Prompting Elicits Reasoning in Large Language Models. In Koyejo, S.; Mohamed, S.; Agarwal, A.; Belgrave, D.; Cho, K.; and Oh, A., eds., *Advances in Neural Information Processing Systems*, volume 35, 24824–24837. Curran Associates, Inc.
- Wolf, T.; Debut, L.; Sanh, V.; Chaumond, J.; Delangue, C.; Moi, A.; Cistac, P.; Rault, T.; Louf, R.; Funtowicz, M.; Davison, J.; Shleifer, S.; von Platen, P.; Ma, C.; Jernite, Y.; Plu, J.; Xu, C.; Le Scao, T.; Gugger, S.; Drame, M.; Lhoest, Q.; and Rush, A. 2020. Transformers: State-of-the-Art Natural Language Processing. In Liu, Q.; and Schlangen, D., eds., *Proceedings of the 2020 Conference on Empirical Methods in Natural Language Processing: System Demonstrations*, 38–45. Online: Association for Computational Linguistics.
- Wu, Z.; and Feng, Y. 2024. ProTriX: Building Models for Planning and Reasoning over Tables with Sentence Context. arXiv:2403.02177.
- Ye, Y.; Hui, B.; Yang, M.; Li, B.; Huang, F.; and Li, Y. 2023. Large Language Models Are Versatile Decomposers: Decom-

posing Evidence and Questions for Table-Based Reasoning. In *Proc. of SIGIR*.

Zeng, Z.; Yu, J.; Gao, T.; Meng, Y.; Goyal, T.; and Chen, D. 2024. Evaluating Large Language Models at Evaluating Instruction Following. In *The Twelfth International Conference on Learning Representations*.

Zhang, B.; Ye, Y.; Du, G.; Hu, X.; Li, Z.; Yang, S.; Liu, C. H.; Zhao, R.; Li, Z.; and Mao, H. 2024a. Benchmarking the Text-to-SQL Capability of Large Language Models: A Comprehensive Evaluation. arXiv:2403.02951.

Zhang, T.; Yue, X.; Li, Y.; and Sun, H. 2024b. TableLlama: Towards Open Large Generalist Models for Tables. arXiv:2311.09206.

Zhang, X.; Wang, D.; Dou, L.; Zhu, Q.; and Che, W. 2024c. A Survey of Table Reasoning with Large Language Models. arXiv:2402.08259.

Zhang, X.; Zhang, J.; Ma, Z.; Li, Y.; Zhang, B.; Li, G.; Yao, Z.; Xu, K.; Zhou, J.; Zhang-Li, D.; Yu, J.; Zhao, S.; Li, J.; and Tang, J. 2024d. TableLLM: Enabling Tabular Data Manipulation by LLMs in Real Office Usage Scenarios. arXiv:2403.19318.

Zhang, Y.; Henkel, J.; Floratou, A.; Cahoon, J.; Deep, S.; and Patel, J. M. 2024e. ReAcTable: Enhancing ReAct for Table Question Answering. *Proc. VLDB Endow.*, 17(8): 1981–1994.

Zhao, B.; Ji, C.; Zhang, Y.; He, W.; Wang, Y.; Wang, Q.; Feng, R.; and Zhang, X. 2023. Large Language Models are Complex Table Parsers. In *Proc. of EMNLP*.

Zhao, Y.; Chen, L.; Cohan, A.; and Zhao, C. 2024. TaPERA: Enhancing Faithfulness and Interpretability in Long-Form Table QA by Content Planning and Execution-based Reasoning. In Ku, L.-W.; Martins, A.; and Srikumar, V., eds., *Proceedings of the 62nd Annual Meeting of the Association for Computational Linguistics (Volume 1: Long Papers)*, 12824–12840. Bangkok, Thailand: Association for Computational Linguistics.

A Introduction to Five Tabular Formats

In this section, we introduce the five tabular formats used in FLEX-TAF: Markdown, Dict, List, Pandas, and Database. The Markdown format refers to the representing tables in the Markdown language. The Dict format employs `List[Dict: [str, Any]]` to index the table, in which each row is stored in a dictionary, and the column name of each column is indexed as the key of the dictionary. The List format adopts `List[List[Any]]` to index the table, in which each row, including the header, is stored in the list, and each column needs to be indexed with the serial number of the column. The Pandas format is a Python code snippet that uses the Pandas DataFrame API to define the table, which points out each line of the table and the header. Database format refers to the format of representing a table as a database, describing the column name with a CREATE statement, and listing specific values.

B Prompts with Each Tabular Format

We present the prompts used in experiments in this section.

B.1 Prompts for Main Experiments

The prompts for WikiTQ (Pasupat and Liang 2015) in main experiments with a single tabular format are shown in Table 6, Table 7, Table 8, Table 9, and Table 10. And the prompts for TabFact (Chen et al. 2020) in main experiments with a single tabular format are shown in Table 11, Table 12, Table 13, Table 14, and Table 15. It can be found that only the demonstrations with the Database format are different among the prompts for WikiTQ. If we use the same demonstrations as other prompts, the SQL given in the prompt is too complicated to reduce the reasoning performance of the model.

B.2 Prompts for Experiments of Unifying Demonstrations

We present the prompt with the unified demonstrations in this subsection. From Table 6, Table 7, Table 8 and Table 9, it can be seen that the demonstrations used in the Markdown, Dict, List, and Pandas are unified, so we only change the prompt with the Database format, which is shown in Table 16.

C Tabular Format Distributions on Models

In this section, we show the specific process of proving that the tabular format is distributed differently on the model, which is discussed in §2.

Specifically, we take the number correctly represented on each model as the observed frequency O_i , calculate the average correct number of each format under different models as the expected frequency E_i , and calculate the Chi-square statistics as Equation 3.

$$\chi^2 = \sum \frac{(O_i - E_i)^2}{E_i} \quad (3)$$

The corresponding degree of freedom dof is $dof = (N_m - 1) * (N_r - 1)$, where N_m is the number of models, and N_r is the number of tabular formats. According to the calculated Chi-square χ^2 and the corresponding degree of freedom dof ,

we find the corresponding P-value from the square distribution table, which is less than 0.05, proving that there is a distinct difference in the distribution of the correct tabular formats on different models.

D Details of Training the Classifier in FLEX-TAF-Single

In this section, we introduce the details of training the classifier in FLEX-TAF-Single. Our model is implemented with PyTorch (Paszke et al. 2019) and transformers (Wolf et al. 2020). We present training details in Table 17, and we summarize the training data size employed for training the classifier to predict each LLM across various datasets in Table 18. We count the proportion of each tabular format in the training data for different LLMs and datasets, as shown in Figure 7. Specifically, to compare the proportions of different tabular formats in the training data, we calculate the proportion of each format to all labels of all instances in the training data.

E Overlap between Tabular Formats

In this section, we analyze the overlap between instances correctly solved by different tabular formats, which is shown in Figure 8. The overlap between instances solved by different tabular formats is all $\leq 100\%$, which proves that different instances are suitable for different tabular formats. We can find that: (i) The overlap caused by using DeepSeek-Coder is greater than that caused by Llama3 because DeepSeek-Coder is better at code formats. The difference between code formats such as Dict and List is smaller than that between code formats and natural language formats, such as Markdown. (ii) The overlap caused by employing large-scale LLMs is more serious than that of small-scale LLMs because the large-scale LLMs have higher table reasoning performance, leading to more instances correctly solved by tabular formats. (iii) The overlap on TabFact is greater than that on WikiTQ because the questions of TabFact are simpler and easier to solve by more tabular formats.

F Comparison FLEX-TAF with Oracle

In this section, we compare the performance of FLEX-TAF with that of Oracle, as shown in Table 19. We observe that: (i) The excellent oracle performance shows that there exist differences between different formats, which further suggests that different instances have their suitable tabular formats. (ii) The performance of FLEX-TAF-Single is limited by classification and has a gap with the oracle performance, since the Pre-trained Language Model (PLM) cannot predict the behavior of LLMs well (Qin et al. 2024; Liu et al. 2024; Bowman 2023). However, we do not conduct experiments to fine-tune LLMs for classification limited by computing resources. (iii) The performance of FLEX-TAF-Vote also has a gap with the oracle performance, because the voting mechanism we adopt does not make full use of the rich semantic information in the LLM solutions, causing the limited improvement (Ni et al. 2023).

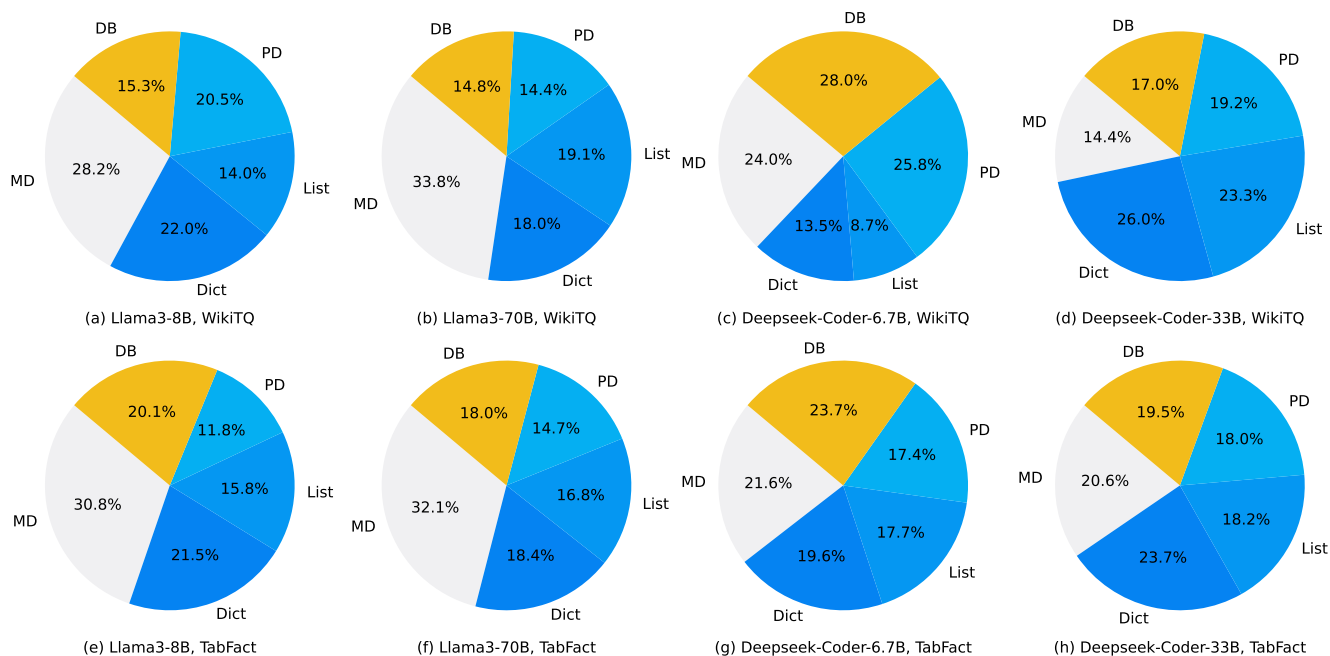


Figure 7: The proportion of each tabular format in the training data.

G Cases Study

To clearly show the impact of the table, we show more instances in WikiTQ in this section, as shown in Figure 9. We observe that: (i) For the first instance with the question "what is the highest points scored by an opponent?", DeepSeek-Coder-33B correctly solves the instance with the Dict format, while Llama3-70B is suitable for Markdown and Pandas formats. (ii) When we use the same model Llama3-70B, the last instance with the question "in cycle 4, how many contestants are older than 20?" is solved correctly with Dict, which is different from the previous instance. The cases claim that different instances and LLMs have different most suitable tabular formats.

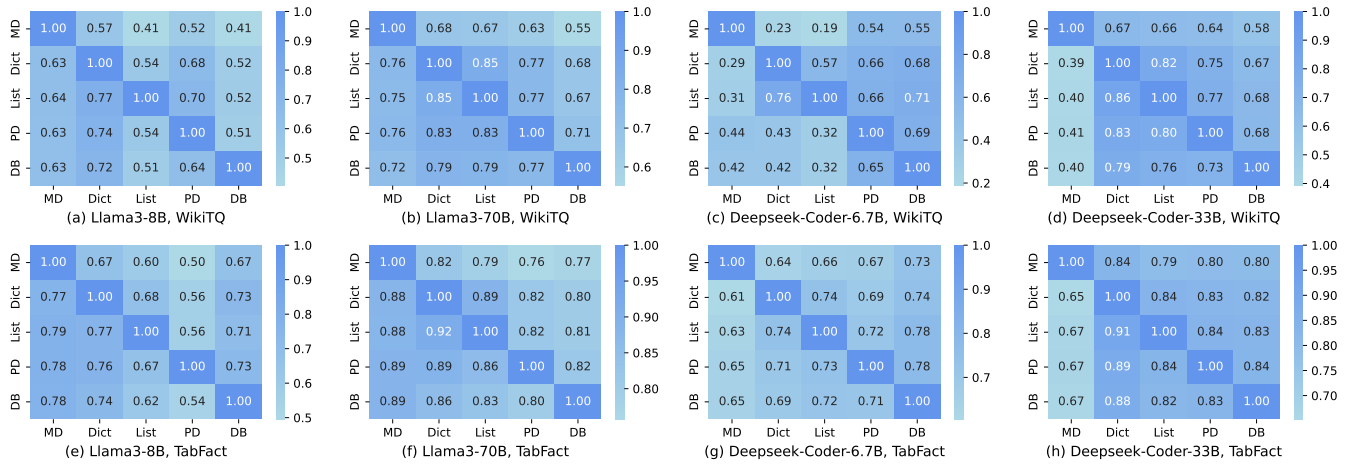


Figure 8: The overlap among instances that are correctly solved with each tabular format using four LLMs on two datasets. The value represents the proportion that can be solved by the tabular format corresponding to the vertical axis in the instances that are solved by the format corresponding to the horizontal axis.

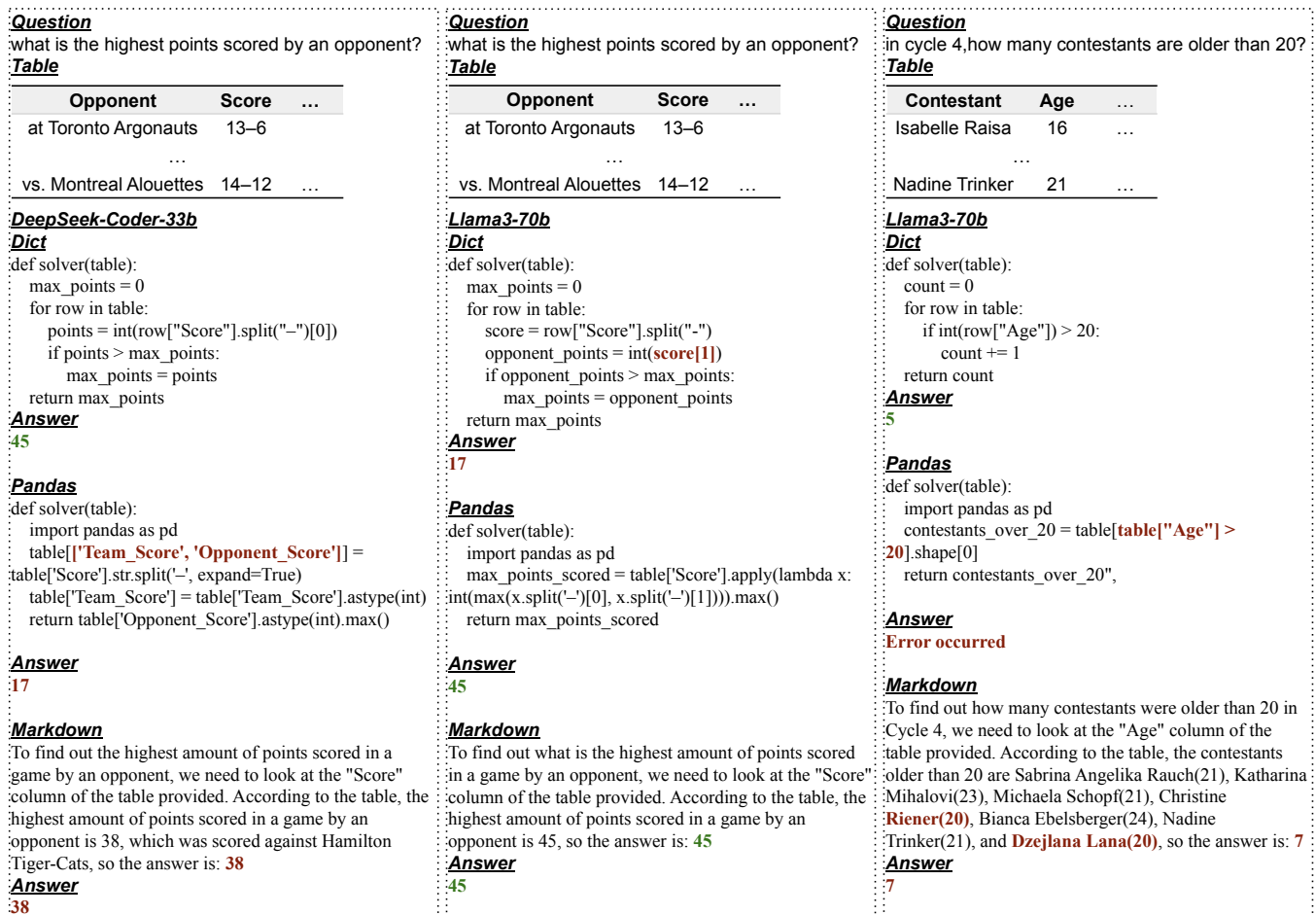


Figure 9: Two instances of WikiTQ test set using Llama3-70B and DeepSeek-Coder-33B with Markdown and Dict tabular format.

The prompt with the Markdown format for WikiTQ.

Please answer the question with the given table, present the final result in the format "...., so the answer is: (answer)":
Please note that utilize the format, do not include periods. Here are some instances you may refer to:

table:

<i>Aircraft</i>	<i>Description</i>	<i>MaxGrossWeight</i>	<i>Totaldiskarea</i>	<i>MaxdiskLoading</i>
<i>RobinsonR-22</i>	<i>Lightutilityhelicopter</i>	1,370lb(635kg)	497ft(46.2m)	2.6lb/ft(14kg/m)
<i>Bell206B3JetRanger</i>	<i>Turboshaftutilityhelicopter</i>	3,200lb(1,451kg)	872ft(81.1m)	3.7lb/ft(18kg/m)
<i>CH-47DChinook</i>	<i>Tandemrotorhelicopter</i>	50,000lb(22,680kg)	5,655ft(526m)	8.8lb/ft(43kg/m)
<i>MilMi-26</i>	<i>Heavy-liftheicopter</i>	123,500lb(56,000kg)	8,495ft(789m)	14.5lb/ft(71kg/m)
<i>CH-53ESuperStallion</i>	<i>Heavy-liftheicopter</i>	73,500lb(33,300kg)	4,900ft(460m)	15lb/ft(72kg/m)

utterance:

What is the max gross weight of the Robinson R-22?

answer:

To find out what is the max gross weight of Robinson R-22, we need to look at the "Max Gross Weight" column of the table provided. According to the table, the max gross weight of the Robinson R-22 is 1,370 lb (635 kg), so the answer is: 1,370 lb (635 kg)

table:

<i>Player</i>	<i>No.</i>	<i>Nationality</i>	<i>Position</i>	<i>YearsinToronto</i>	<i>School/ClubTeam</i>
<i>MarkBaker</i>	3	<i>UnitedStates</i>	<i>Guard</i>	1998-99	<i>OhioState</i>
<i>MarcusBanks</i>	3	<i>UnitedStates</i>	<i>Guard</i>	2009-10	<i>UNLV</i>
<i>LeandroBarbosa</i>	20	<i>Brazil</i>	<i>Guard</i>	2010-2012	<i>Tilibra/Copimax(Brazil)</i>
<i>RasualButler</i>	9	<i>UnitedStates</i>	<i>Guard-Forward</i>	2011-12	<i>LaSalle</i>

utterance:

How many players were with the school or club team La Salle?

answer:

To count the number of players with the school or club team La Salle, we need to look at the "School/Club Team" column of the table provided. According to the table, there are 1 player whose School/Club Team is La Salle, so the answer is: 1

table:

<i>Model</i>	1991	1995	1996	1997	1998	1999	2000	2001	2002	2003	2004
<i>SkodaFelicia</i>	172,000	210,000	-	288,458	261,127	241,256	148,028	44,963	-	-	-
<i>SkodaOctavia</i>	-	-	47,876	102,373	143,251	158,503	164,134	164,017	165,635	181,683	-
<i>SkodaFabia</i>	-	-	-	823	128,872	250,978	264,641	260,988	247,600	-	-
<i>SkodaSuperb</i>	-	-	-	-	177	16,867	23,135	22,392	-	-	-

utterance:

is the number on skoda fabia for 1999 more or less than 1000?

answer:

To find out if the number on the Skoda Fabia for 1999 is more or less than 1000, we need to look at the data provided for the "Skoda Fabia" in "1999", which is 823, that is, the number for the Skoda Fabia in 1999 is less than 1000, so the answer is: less

table:

<i>Place</i>	<i>Rider</i>	<i>Country</i>	<i>Team</i>	<i>Points</i>	<i>Wins</i>
1	<i>SylvainGeboers</i>	<i>Belgium</i>	<i>Suzuki</i>	3066	3
2	<i>AdolfWeil</i>	<i>Germany</i>	<i>Maico</i>	2331	2
3	<i>JohnBanks</i>	<i>UnitedKingdom</i>	<i>CZ</i>	971	0
4	<i>MarkBlackwell</i>	<i>UnitedStates</i>	<i>Husqvarna</i>	604	0
5	<i>BradLackey</i>	<i>UnitedStates</i>	<i>CZ</i>	603	0
6	<i>GaryJones</i>	<i>UnitedStates</i>	<i>Yamaha</i>	439	0
7	<i>JohnDeSoto</i>	<i>UnitedStates</i>	<i>Suzuki</i>	425	0

utterance:

which country had the most riders that placed in the top 20 of the 1971 trans-ama final standings?

answer:

To find out which country had the most riders in the top 20, we need to look at the "Country" column of the table provided and count the number of times each country appears. According to the table, United States had the most riders, so the answer is: United States

table:

<table>

utterance:

<utterance>

answer:

Table 6: The prompt with the Markdown format used in the main experiments for WikiTQ.

The prompt with the Dict format for WikiTQ.

Answer the question with the given table using python code.

You should generate a function with the following signature without any other parameters. Here are some instances you may refer to:

—

```
table = [
    {
        "Aircraft": "Robinson R-22",
        "Description": "Light utility helicopter",
        "Max Gross Weight": "1,370 lb (635 kg)",
        ...
    },
    ...
]
utterance: What is the max gross weight of the Robinson R-22?
def solver(table):
    for row in table:
        if row["Aircraft"] == "Robinson R-22":
            return row["Max Gross Weight"]
```

—

```
table = [...]
utterance: How many players were with the school or club team La Salle?
def solver(table):
    players_la_salle = set()
    for row in table:
        if row["School/Club Team"] == "La Salle": players_la_salle.add(row["Player"])
    return len(players_la_salle)
```

—

```
table = [...]
utterance: is the number on skoda fabia for 1999 more or less than 1000?
def solver(table):
    for row in table:
        if row["Model"] == "Skoda Fabia": num_1999 = row["1999"].replace(",", "")
            if int(num_1999) > 1000: return "more"
            else: return "less"
    return "less"
```

—

```
table = [...]
utterance: which country had the most riders that placed in the top 20 of the 1971
trans-ama final standings?
def solver(table):
    country_counts = {}
    for row in table:
        country = row["Country"]
        if country in country_counts: country_counts[country] += 1
        else: country_counts[country] = 1
    max_riders = max(country_counts.values())
    countries_with_max_riders = [country for country, count in country_counts.items()
    if count == max_riders]
    return countries_with_max_riders[0]
```

—

Based on the above demonstrations, answer the following utterance with the following table using Python code.

```
table = <table>
utterance: <utterance>
def solver(table):
# Your code here
```

Table 7: The prompt with the Dict format used in the main experiments for WikiTQ. Due to the limited length of the paper, we do not list the contents of all the tables in the demonstrations, which are the same tables in Table 6. We will release the full prompt upon the acceptance.

The prompt with the List format for WikiTQ.

Answer the question with the given table using python code.

You should generate a function with the following signature without any other parameters. Here are some instances you may refer to:

—

```
table = [
    [
        "Aircraft",
        "Description",
        "Max Gross Weight",
        ...
    ],
    [
        "Robinson R-22",
        "Light utility helicopter",
        "1,370 lb (635 kg)",
        ...
    ],
    ...
]
utterance: What is the max gross weight of the Robinson R-22?
def solver(table):
    for row in table[1:]:
        if row[0] == "Robinson R-22": return row[2]
```

—

```
table = [...]
utterance: How many players were with the school or club team La Salle?
def solver(table):
    players_la_salle = set()
    for row in table[1:]:
        if row[5] == "La Salle": players_la_salle.add(row[0])
    return len(players_la_salle)
```

—

```
table = [...]
utterance: is the number on skoda fabia for 1999 more or less than 1000?
def solver(table):
    for row in table[1:]:
        if row[0] == 'Skoda Fabia':
            if row[6] == "-" or int(row[6].replace(",","")) < 1000: return "less"
            else: return "more"
```

—

```
table = [...]
utterance: which country had the most riders that placed in the top 20 of the 1971
trans-ama final standings?
def solver(table):
    country_counts = {}
    for row in table[1:]:
        country = row[2]
        if country in country_counts: country_counts[country] += 1
        else: country_counts[country] = 1
    max_riders = max(country_counts.values())
    countries_with_max_riders = [country for country, count in country_counts.items()
    if count == max_riders]
    return countries_with_max_riders[0]
```

—

Based on the above demonstrations, answer the following utterance with the following table using Python code.

table = <table>

utterance: <utterance>

def solver(table):

Your code here

Table 8: The prompt with the List format used in the main experiments for WikiTQ. Due to the limited length of the paper, we do not list the contents of all the tables in the demonstrations, which are the same tables in Table 6. We will release the full prompt upon the acceptance.

The prompt with the Pandas format for WikiTQ.

Answer the question with the given table using python code.

You should generate a function with the following signature without any other parameters. Here are some instances you may refer to:

—

```
table = pd.DataFrame([
    [
        "Robinson R-22",
        "Light utility helicopter",
        "1,370 lb (635 kg)",
        ...
    ],
    ...
], columns = [
    "Aircraft",
    "Description",
    "Max Gross Weight",
    ...
])
utterance: What is the max gross weight of the Robinson R-22?
def solver(table):
    import pandas as pd
    max_gross_weight_r22 = table[table["Aircraft"] == "Robinson R-22"]
    ["Max Gross Weight"].iloc[0]
    return max_gross_weight_r22
```

—

```
table = [...]
utterance: How many players were with the school or club team La Salle?
def solver(table):
    import pandas as pd
    la_salle_count = table[table["School/Club Team"] == "La Salle"].shape[0]
    return la_salle_count
```

—

```
table = [...]
utterance: is the number on skoda fabia for 1999 more or less than 1000?
def solver(table):
    import pandas as pd
    fabia_row = table[table['Model'] == 'Skoda Fabia']
    fabia_1999_sales = fabia_row['1999'].values[0]
    if fabia_1999_sales == '-' or int(fabia_1999_sales.replace(",","")) < 1000:
        return 'less'
    else:
        return 'more'
```

—

```
table = [...]
utterance: which country had the most riders that placed in the top 20 of the 1971
trans-ama final standings?
def solver(table):
    import pandas as pd
    most_riders_country = table['Country'].value_counts().idxmax()
    return most_riders_country
```

—
Based on the above demonstrations, answer the following utterance with the following table using Python code.

```
table = <table>
utterance: <utterance>
def solver(table):
# Your code here
```

Table 9: The prompt with the Pandas format used in the main experiments for WikiTQ. Due to the limited length of the paper, we do not list the contents of all the tables in the demonstrations, which are the same tables in Table 6. We will release the full prompt upon the acceptance.

The prompt with the Database format for WikiTQ.

Please complete the sql below to solve the question with the given database.

Here are some instances you may refer to:

—

```
database:
CREATE TABLE information (
year int ,
division int ,
...
);
/*
Columns and instances in each column :
year: 1998, 1999, 2000, 2001, 2002, 2003, 2004, 2005, 2006, 2007, 2008, ... ;
...
*/
utterance:
when was the first time the kansas city brass qualified for the playoffs?
sql:
SELECT year FROM information WHERE playoffs != 'Did not qualify' ORDER
BY year ASC LIMIT 1;
```

—

```
database:
CREATE TABLE information (...);
/*...*/
utterance:
what was the next episode after \"do-si-do?\"
sql:
SELECT episode FROM information WHERE num = (SELECT num FROM information
WHERE episode = 'Do-Si-Do') + 1;
```

—

```
database:
CREATE TABLE information (...);
/*...*/
utterance:
which dino album yielded the most songs on the billboard hot 100?
sql:
SELECT album FROM information WHERE chart = 'Billboard Hot 100' GROUP BY album
ORDER BY COUNT(*) DESC LIMIT 1;
```

—

```
database:
CREATE TABLE information (...);
/*...*/
utterance:
when was the last year team penske finished first?
sql:
SELECT MAX(year) FROM information WHERE team = 'Team Penske' AND finish = 1;
```

—

Based on the above demonstrations, answer the following utterance with the following database using SQL.

```
database:
<table>
utterance:
<utterance>
sql:
SELECT
```

Table 10: The prompt with the Database format used in the main experiments for WikiTQ. Due to the limited length of the paper, we do not list the contents of all the tables in the demonstrations. We will release the full prompt upon the acceptance.

The prompt with the Markdown format on TabFact.

Verify the consistency between the table and the utterance.

Please present the final result in the format "..., so the answer is: (answer)" and the "(answer)" is "True" or "False".

Please note that utilize the format, do not include periods.

Here are some demonstrations you may refer to:

table:

<i>tournament</i>	<i>wins</i>	<i>top - 5</i>	<i>top - 10</i>	<i>top - 25</i>	<i>events</i>	<i>cuts made</i>
<i>mastertournament</i>	0	1	2	4	4	4
<i>usopen</i>	0	2	3	4	6	5
<i>theopenchampionship</i>	1	2	2	2	3	3
<i>pgachampionship</i>	0	0	1	2	5	4
<i>totals</i>	1	5	8	12	18	16

utterance:

tony lema be in the top 5 for the master tournament , the us open , and the open championship

answer:

To verify whether tony lema be in the top 5 for the master tournament , the us open , and the open championship, we need to look at the "top - 5" column of the table provided. According to the table, the "top - 5" column of the "masters tournament", "us open", and "the open championship" are all more than zero, so the answer is: True

table:

<i>year</i>	<i>competition</i>	<i>venue</i>	<i>position</i>	<i>event</i>
2006	<i>worldcrosscountrychampionships</i>	<i>fukuoka, japan</i>	<i>10th</i>	<i>individualjuniorrace</i>
2006	<i>worldcrosscountrychampionships</i>	<i>fukuoka, japan</i>	<i>3rd</i>	<i>teamjuniorrace</i>
2006	<i>africanchampionshipsinathletics</i>	<i>bambous, mauritius</i>	<i>5th</i>	<i>10000m</i>
2006	<i>worldroadrunningchampionships</i>	<i>debrecen, hungary</i>	<i>7th</i>	<i>individual20km</i>
2006	<i>worldroadrunningchampionships</i>	<i>debrecen, hungary</i>	<i>3rd</i>	<i>team20km</i>
2007	<i>worldcrosscountrychampionships</i>	<i>mombasa, kenya</i>	<i>7th</i>	<i>individual</i>
2007	<i>all - africagames</i>	<i>algiers, algeria</i>	<i>2nd</i>	<i>10000m</i>
2007	<i>worldchampionshipsinathletics</i>	<i>osaka, japan</i>	<i>13th</i>	<i>10000m</i>
2009	<i>worldcrosscountrychampionships</i>	<i>amman, jordan</i>	<i>17th</i>	<i>individual</i>
2013	<i>worldchampionships</i>	<i>moscow, russia</i>	<i>3rd</i>	<i>marathon</i>

utterance:

japan and hungary host the competition 3 time each

answer:

To verify whether japan and hungary both host the competition 3 time, we need to look at the "venue" column of the table provided. According to the table, "japan" hosts the competition 3 times, but "hungary" hosts the competition 2 times, so the answer is: False

Based on the above demonstrations, Verify the consistency between the following table and utterance.

table:

<table>

utterance:

<utterance>

answer:

Table 11: The prompt with the Markdown format used in the main experiments for TabFact.

The prompt with the Dict format for TabFact.

Verify the consistency between the table and the utterance with "True" or "False" using python code.

You should generate a function with the following signature without any other parameters:

Here are some demonstrations you may refer to:

—

```
table = [
  {
    "tournament": "masters tournament",
    "wins": "0",
    "top - 5": "1",
    "top - 10": "2",
    "top - 25": "4",
    "events": "4",
    "cuts made": "4"
  },
  {
    "tournament": "us open",
    "wins": "0",
    "top - 5": "2",
    "top - 10": "3",
    "top - 25": "4",
    "events": "6",
    "cuts made": "5"
  },
  ...
]
utterance: tony lema be in the top 5 for the master tournament , the us open ,
and the open championship
def solver(table):
    top_5_tournament = [row["tournament"] for row in table if int(row["top - 5"]) > 0]
    if "masters tournament" not in top_5_tournament:
        return False
    if "us open" not in top_5_tournament:
        return False
    if "the open championship" not in top_5_tournament:
        return False
    return True
```

—

```
table = [
  {
    "year": "2006",
    "competition": "world cross country championships",
    "venue": "fukuoka , japan",
    "position": "10th",
    "event": "individual junior race"
  },
  ...
]
utterance: japan and hungary host the competition 3 time each
def solver(table):
    japan_host_time = 0
    hungary_host_time = 0
    for row in table:
        if "japan" in row["venue"]:
            japan_host_time += 1
        elif "hungary" in row["venue"]:
            hungary_host_time += 1
    return (japan_host_time == 3 and hungary_host_time == 3)
```

—

Based on the above demonstrations, Verify the consistency between the following table and utterance.

table = <table>

utterance: <utterance>

def solver(table):

Your code here

Table 12: The prompt with the Dict format used in the main experiments for TabFact.

The prompt with the List format for TabFact.

Verify the consistency between the table and the utterance with "True" or "False" using python code.
You should generate a function with the following signature without any other parameters:
Here are some demonstrations you may refer to:

```
—  
table = [  
    [  
        "tournament",  
        "wins",  
        "top - 5",  
        "top - 10",  
        "top - 25",  
        "events",  
        "cuts made"  
    ],  
    [  
        "masters tournament",  
        "0",  
        "1",  
        "2",  
        "4",  
        "4",  
        "4"  
    ],  
    ...  
]  
utterance: tony lema be in the top 5 for the master tournament , the us open ,  
and the open championship  
def solver(table):  
    top_5_tournament = [row[0] for row in table[1:] if int(row[2]) > 0]  
    if "masters tournament" not in top_5_tournament:  
        return False  
    if "us open" not in top_5_tournament:  
        return False  
    if "the open championship" not in top_5_tournament:  
        return False  
    return True
```

```
—  
table = [  
    [  
        "year",  
        "competition",  
        "venue",  
        "position",  
        "event"  
    ],  
    ...  
]  
utterance: japan and hungary host the competition 3 time each  
def solver(table):  
    japan_host_time = 0  
    hungary_host_time = 0  
    for row in table[1:]:  
        if "japan" in row[2]:  
            japan_host_time += 1  
        elif "hungary" in row[2]:  
            hungary_host_time += 1  
    return (japan_host_time == 3 and hungary_host_time == 3)
```

Based on the above demonstrations, answer the following utterance with the following table using Python code.

```
table = <table>  
utterance: <utterance>  
def solver(table):  
# Your code here
```

Table 13: The prompt with the List format used in the main experiments for TabFact.

The prompt with the Pandas format for TabFact.

Verify the consistency between the table and the utterance with "True" or "False" using python code.
You should generate a function with the following signature without any other parameters:
Here are some demonstrations you may refer to, and you don't need to answer the demonstrations:

—

```
table = pd.DataFrame([
    [
        "masters tournament",
        "0",
        "1",
        "2",
        "4",
        "4",
        "4"
    ],
    ...
], columns = [
    "tournament",
    "wins",
    "top - 5",
    "top - 10",
    "top - 25",
    "events",
    "cuts made"
])
utterance: tony lema be in the top 5 for the master tournament , the us open ,
and the open championship
def solver(table):
    tournaments = ["masters tournament", "us open", "the open championship"]
    for tournament in tournaments:
        row = table[table['tournament'] == tournament]
        if row.empty or int(row['top - 5'].values[0]) == 0:
            return False
    return True
```

—

Based on the above demonstrations, answer the following utterance with the following table using Python code.
table = <table>
utterance: <utterance>
def solver(table):
Your code here

Table 14: The prompt with the Pandas format used in the main experiments for TabFact.

The prompt with the Database format for TabFact.

Please complete the sql below to solve the question with the given database.

Here are some instances you may refer to:

—

```
CREATE TABLE information (  
  tournament text ,  
  wins int ,  
  top_5 int ,  
  top_10 int ,  
  top_25 int ,  
  events int ,  
  cuts_made int  
);  
/*  
Columns and instances in each column :  
tournament: masters tournament, us open, the open championship, pga championship, totals ;  
wins: 0, 0, 1, 0, 1 ;  
top_5: 1, 2, 2, 0, 5 ;  
top_10: 2, 3, 2, 1, 8 ;  
top_25: 4, 4, 2, 2, 12 ;  
events: 4, 6, 3, 5, 18 ;  
cuts_made: 4, 5, 3, 4, 16 ;  
*/
```

utterance:

tony lema be in the top 5 for the master tournament , the us open ,
and the open championship

SQL:

```
SELECT CASE WHEN (SELECT COUNT(*) FROM information WHERE tournament IN  
( 'masters tournament', 'us open', 'the open championship' ) AND top_5 > 0) = 3  
THEN 'True' ELSE 'False' END AS result;
```

—

```
CREATE TABLE information (  
  year int ,  
  competition text ,  
  venue text ,  
  position text ,  
  event text  
);  
/*  
Columns and instances in each column :  
year: 2006, 2006, 2006, 2006, 2006, 2007, 2007, 2007, 2009, 2013 ;  
competition: world cross country championships, world cross country championships, ... ;  
venue: fukuoka , japan, fukuoka , japan, bambous , mauritius, debrecen , hungary, ... ;  
position: 10th, 3rd, 5th, 7th, 3rd, 7th, 2nd, 13th, 17th, 3rd ;  
event: individual junior race, team junior race, 10000 m, ... ;  
*/
```

utterance:

japan and hungary host the competition 3 time each

SQL:

```
SELECT CASE WHEN (SELECT COUNT(*) FROM information WHERE venue LIKE '%japan%') = 3 AND  
(SELECT COUNT(*) FROM information WHERE venue LIKE '%hungary%') = 3 THEN 'True'  
ELSE 'False' END AS result;
```

—

Based on the above demonstrations, answer the following utterance with the following database using SQL.

database:

<table>

utterance:

<utterance>

sql:

SELECT

Table 15: The prompt with the Database format used in the main experiments for TabFact.

The prompt with the Database format using unified demonstrations.

Please complete the sql below to solve the question with the given database.

Here are some instances you may refer to:

—

```
database:
CREATE TABLE information (
aircraft text ,
...
);
/*
Columns and instances in each column :
aircraft: Robinson R-22, Bell 206B3 JetRanger, CH-47D Chinook, ... ;
...
*/
utterance:
What is the max gross weight of the Robinson R-22?
sql:
SELECT max_gross_weight FROM information WHERE aircraft = 'Robinson R-22';
```

—

```
database:
CREATE TABLE information (
player text ,
...
);
/*...*/
utterance:
How many players were with the school or club team La Salle?
sql:
SELECT COUNT(*) FROM information WHERE school_club_team = 'La Salle';
```

—

```
database:
CREATE TABLE information (
model text ,
...
);
/*...*/
utterance:
is the number on skoda fabia for 1999 more or less than 1000?
sql:
SELECT CASE WHEN CAST(column_1999 AS INTEGER) < 1000 THEN 'less' ELSE 'more'
END AS result FROM information WHERE model = 'Skoda Fabia';
```

—

```
CREATE TABLE information (
...
);
/*...*/
utterance:
which country had the most riders that placed in the top 20?
sql:
SELECT country, COUNT(rider) as rider_count FROM information WHERE place <= 20
GROUP BY country ORDER BY rider_count DESC LIMIT 1;
```

—

Based on the above demonstrations, answer the following utterance with the following database using SQL.

```
database:
<table>
utterance:
<utterance>
sql:
SELECT
```

Table 16: The prompt with the Database format with the unified demonstrations. Due to the limited length of the paper, we do not list the contents of all the tables in the demonstrations, which are the same tables in Table 6.

	WikiTQ	TabFact
batch size	128	128
epoch	200	400
learning rate	$1e - 5$	$5e - 6$
max tokens	512	512
training device	2× NVIDIA A100 40G GPU	2× NVIDIA A100 40G GPU
training time	16h	36h

Table 17: Classification training details in FLEXTAF-Single on WikiTQ and TabFact.

	WikiTQ				TabFact			
	Llama3		DeepSeek-Coder		Llama3		DeepSeek-Coder	
	8B	70B	6.7B	33B	8B	70B	6.7B	33B
Data Size	7,247	5,649	7,848	5,944	48,073	26,050	45,194	29,619

Table 18: The training data size employed for training the classifier in FLEXTAF-Single.

Tabular Format	WikiTQ				TabFact			
	Llama3		DeepSeek-Coder		Llama3		DeepSeek-Coder	
	8B	70B	6.7B	33B	8B	70B	6.7B	33B
FLEXTAF-Single	50.5	69.1	46.3	54.5	77.0	87.1	70.9	78.3
FLEXTAF-Vote	55.7	69.9	51.4	60.9	80.3	88.5	77.9	84.4
Oracle	71.8	83.5	67.7	74.6	96.9	98.1	95.4	97.1

Table 19: The performance of FLEXTAF-Single, FLEXTAF-Vote, and Oracle, which denotes the result that each instance uses the tabular format that can get the correct answer.