

# General-purpose Clothes Manipulation with Semantic Keypoints

Yuhong Deng<sup>1</sup>, David Hsu<sup>1,2</sup>

**Abstract**—Clothes manipulation is a critical skill for household robots. Recent advancements have been made in task-specific clothes manipulation, such as folding, flattening, and hanging. However, due to clothes’ complex geometries and deformability, creating a general-purpose robot system that can manipulate a diverse range of clothes in many ways remains challenging. Since clothes are typically designed with specific structures, we propose identifying these specific features like “left sleeve” as semantic keypoints. Semantic keypoints can provide semantic cues for task planning and geometric cues for low-level action generation. With this insight, we develop a hierarchical learning framework using the large language model (LLM) for general-purpose CLothes mAnipulation with Semantic keyPoints (CLASP). Extensive simulation experiments show that CLASP outperforms baseline methods on both seen and unseen tasks across various clothes manipulation tasks. Real-world experiments show that CLASP can be directly deployed in the real world and applied to a wide variety of clothes. Project website: <https://www.yuhongdeng.com/clasp>

## I. INTRODUCTION

People have long anticipated that an intelligent household robot can free them from the tedium of laundry tasks. Toward this goal, we require a general-purpose robot to perform a broad range of clothes manipulation tasks, such as “*fold the T-shirt for storage*” and “*hang the skirt on the hanger*” (Fig. 1). Despite recent advances in learning clothes manipulation skills like folding and flattening [1], [2], these methods are limited to specific clothes and tasks. Clothes have high-dimensional state [3] and diverse geometric structures, which vary significantly across different categories. The complexity of clothes state and geometries makes it challenging to develop a general-purpose method for manipulating a wide variety of clothes in many different ways.

How can we find a state representation for general-purpose clothes manipulation? Considering that clothes have manually designed structures with significant geometric features like sleeves and neckline, we adopt semantic keypoints on these features as the general state representation. Each semantic keypoint is represented by a language description and its corresponding position. In this way, semantic keypoints can (i) define where clothes can be manipulated [4], aiding high-level task planning, and (ii) capture the clothes’ geometry, guiding low-level action generation.

To detect semantic keypoints under clothes’ self-occlusion and deformation, we use a masked auto-encoder [5] to learn a spatiotemporal representation through reconstructing masked image sequences, which requires the model to infer the geometric structure of clothes from partial observation. Based on




Fig. 1: **General-purpose Clothes Manipulation.** Our proposed method can be applied to a wide range of clothes manipulation tasks and object categories.

the semantic keypoints representation, we develop a general-purpose CLothes mAnipulation method with Semantic keyPoints (CLASP). CLASP is a hierarchical learning method that integrates LLM-based high-level task planning with low-level action generation based on semantic keypoints.

For high-level task planning, we specify the goals for clothes manipulation using natural language instructions and then employ an LLM for task planning. LLM provides commonsense knowledge for task planning, enhancing generalization [6]. Specifically, we prompt the LLM to decompose the given language instruction into sequential sub-tasks, whereas each sub-task is described by an action primitive and a contact point description. The action primitives include *grasp*, *release*, *moveto*, *rotate*, *press* and *pull*. On the other hand, the contact point descriptions are selected from the language descriptions of semantic keypoints detected from the observation.

For low-level action generation, CLASP visually grounds contact points by retrieving from semantic keypoints based on their language descriptions. Based on the LLM proposed action primitive and contact point positions, we invoke a policy from a low-level action primitives library to generate the corresponding trajectory. The low-level action primitives library consists of several heuristic policies parameterized by the action primitives and contact point positions. Semantic keypoints guide the low-level action generation.

In summary, CLASP learns generalizable language and visual concepts for clothes manipulation tasks: we extract language concepts from the LLM’s commonsense knowledge and visual concepts from semantic keypoints. Thus, CLASP is a general-purpose clothes manipulation system that is applicable to different clothes and tasks.

To evaluate CLASP, we extend the SoftGym benchmark [7] to include 30 tasks across 4 common clothes

<sup>1</sup> School of Computing, National University of Singapore, Singapore. {yuhongdeng, dyhsu}@comp.nus.edu.sg.

<sup>2</sup> Smart Systems Institute, National University of Singapore, Singapore.

categories and conduct simulation experiments. CLASP outperforms baseline methods in both seen and unseen tasks. Real-world experiments show that CLASP can be easily transferred to the real world, performing well across a wide variety of clothes and tasks. These results demonstrate that semantic keypoints provide effective cues for clothes manipulation, enabling general-purpose clothes manipulation using our hierarchical learning method with LLM.

## II. RELATED WORK

### A. Deformable Object Manipulation

There are two main methods for deformable object manipulation: model-based and data-driven methods. Particularly, model-based methods rely on a dynamic model to predict the configurations of deformable objects under a certain action and then select the appropriate action accordingly [8], [9]. However, deformable objects have complex non-linear dynamics, which are challenging to model. Recently, particle-based representation has become a unified solution for deformable object dynamics modeling. However, constructing particles from occluded deformable objects and accurate dynamics modeling is still challenging [10], [11].

Data-driven methods aim to learn robot actions directly from expert demonstrations without establishing a dynamic model. However, most data-driven methods are designed for specific tasks like rope rearrangement [12], cloth folding [13], cloth flattening [14], and bag opening [15]. Toward general-purpose deformable object manipulation, some goal-conditioned methods use goal images to specify different tasks for multi-task learning [16], [17]. However, goal-conditioned methods often struggle with generalization to unseen tasks. In this paper, we use semantic keypoints to represent the clothes state and propose a hierarchical learning method based on LLM, which performs well on a diverse range of clothes and tasks and can generalize to unseen tasks.

### B. Language-conditioned Object Manipulation

Language provides an intuitive interface in human-robot interaction and can explicitly capture the generalizable concepts between different manipulation tasks. Thus, language-conditioned object manipulation has been widely investigated. Early work focuses on making the robot understand language instructions and perform manipulation tasks [18], [19]. Recently, large language models have been employed in language-conditioned manipulation to enhance generalization [20]–[22]. However, previous methods are limited to rigid objects due to the gap between task planning and action generation in deformable object manipulation. For rigid objects, there are some existing action models to generate the action, such as pick and place, move, and grasp. In this paper, we use semantic keypoints as an interface and extend language-conditioned manipulation’s application scenarios to deformable objects.

### C. State Representation of Deformable Object

Given the high-dimensional state of deformable objects, an effective state representation method is necessary. To

simulate deformable objects, particles and mesh representations have been explored [23]–[25]. Such representation provides a solution to model deformable dynamics. However, they tend to be overly dense, making accurate estimation challenging. Compared with particles and meshes, keypoints representation has lower dimensionality, leading to more effective policy learning [26]. Previous keypoints representation focuses on geometric shape, using keypoints to represent the topology of deformable object [27], [28]. In contrast, our semantic keypoints are represented by language descriptions and corresponding positions, effectively capturing both semantic and geometric information for manipulation tasks. As a result, our semantic keypoints can bridge and enhance both high-level task planning and low-level action generation.

## III. METHOD

In this paper, we propose a general-purpose CLothes mAnipulation method with Semantic keyPoints (CLASP). The key idea of CLASP is using semantic keypoints as a general state representation of clothes. Each semantic keypoint is represented by a language description like “*left sleeve*” and corresponding keypoint position. The language description can provide semantic information for task planning, while the keypoint position can provide geometry information to guide low-level action generation.

Fig. 2 illustrates the overall framework of CLASP. Given a depth image and clothes category specified in the language instruction, a semantic keypoint detector will predict keypoint positions and corresponding language descriptions. The language descriptions and language instruction are fed into an LLM for task planning – inferring a sequence of sub-tasks, where each sub-task is described as an action primitive and a contact point description like *grasp*(“*left sleeve*”). For each sub-task, CLASP visually grounds contact points to pixel positions by retrieving corresponding keypoints from semantic keypoints according to the contact point description. Finally, the contact point positions and action primitive will guide low-level action generation based on an action primitives library.

In the following sections, we will present how we detect effective semantic keypoint in Sec. III-A. Following that, we will introduce how we utilize semantic keypoints in high-level task planning (Sec. III-B) and low-level action generation (Sec. III-C) for general-purpose clothes manipulation.

### A. Semantic Keypoints Detection

Although previous work has explored leveraging keypoints for object manipulation [29], robustly detecting semantic keypoints on clothes remains challenging, especially under self-occlusion and deformation. To address this, we utilize a mask autoencoder (MAE) [5] as a spatiotemporal learner to establish a powerful latent space. The core idea is that masking acts as a form of occlusion, and recovering the masked areas requires the model to infer geometric structures of clothes from partial observations. Specifically, we first establish a dataset  $D = \{\zeta_1, \zeta_2, \dots, \zeta_n\}$  of  $n$  sequences with associated discrete-time depth image, keypoints positions and

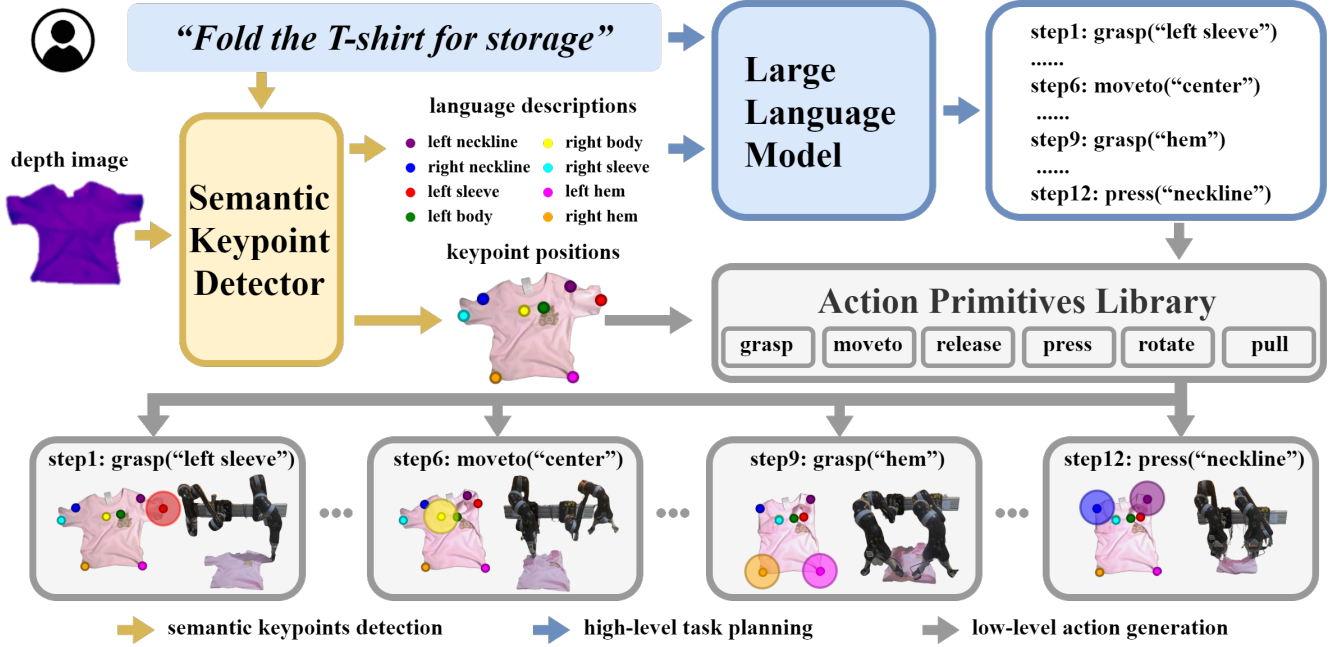


Fig. 2: **CLASP**. We propose a general-purpose CLothes mAnipulation method with Semantic keyPoints (CLASP). Given the depth observation and natural language instruction, CLASP first detects semantic keypoints as the state abstraction. The language description of detected semantic keypoints and the instruction are fed into an LLM to generate a series of sub-tasks. For each sub-task, a low-level action primitives library is used to generate the action based on the semantic keypoint positions. The entire pipeline enables the robot to learn generalizable language and visual concepts across clothes manipulation tasks, which make CLASP perform well on a wide variety of clothes categories and tasks.

language descriptions pairs  $\zeta_i = \{(I_t, P_t, S_t)\}_{t=1}^T$ , where  $I_t$  refers to depth image,  $P_t$  and  $S_t$  refer to corresponding keypoints positions and language descriptions. We collect such a dataset in simulation through data argumentation on clothes' shape, pose, and configuration.

The training process of semantic keypoint detection consists of two stages: the reconstruction stage and the keypoint detection stage. In the first stage, we apply a random masking strategy on the depth image sequence, resulting in masked depth images  $\{\tilde{I}_t\}_{t=1}^T$ . The masked depth images will pass through an encoder-decoder structure to reconstruct the original depth image sequence. Given the reconstructed image sequence  $\{\hat{I}_t\}_{t=1}^T = f_{dec}(f_{enc}(\{\tilde{I}_t\}_{t=1}^T))$ , we optimize the encoder  $f_{enc}$  and decoder  $f_{dec}$  by minimizing the reconstruction loss,  $L_r = \sum_{t=1}^T \|\hat{I}_t - I_t\|$ . In the second stage, we fine-tune the encoder  $f_{enc}$  with an additional keypoint decoder  $f_{kp}$  to predict the semantic keypoints heatmap  $\hat{\mathcal{H}}_t = f_{kp}(f_{enc}(I_t))$ . The position of the  $k$ -th keypoint,  $p_t^k$ , can be determined by  $p_t^k = \text{argmax}_k \hat{\mathcal{H}}_t^k$ , where  $\hat{\mathcal{H}}_t^k$  corresponds to the  $k$ -th channel of the semantic keypoints heatmap. For each clothes category, we predefine a set of language descriptions, denoted as  $\mathcal{S}$ . Given the clothes category, the language description of the  $k$ -th keypoint,  $s_t^k$ , is obtained by  $s_t^k = S_k$ , meaning that each channel of the semantic keypoints heatmap is responsible for detecting keypoints with the same language description. Using the ground truth keypoint positions and their corresponding language descriptions, we generate the ground truth semantic keypoints heatmap  $\mathcal{H}_t$ . During the second stage, the encoder  $f_{enc}$  and keypoint decoder  $f_{kp}$  are optimized by minimizing the semantic

keypoints heatmap prediction loss,  $L_{kp} = \|\hat{\mathcal{H}}_t - \mathcal{H}_t\|$ .

### B. Task Planning with Semantic Keypoints

For general-purpose clothes manipulation, we utilize an LLM for task planning due to its powerful commonsense knowledge from extensive internet-scale training data. We first use the LLM with a chain of thought prompting [30] to define action primitives for clothes manipulation. The LLM is prompted to (i) provide examples of clothes manipulation tasks, (ii) decompose these examples into basic actions, and (iii) summarize the actions used in step (ii) to identify action primitives. In this way, we identify the action primitives set, including *grasp*, *release*, *moveto*, *rotate*, *press*, and *pull*. These action primitives reflect LLM's commonsense knowledge, enhancing task planning. To generate sub-tasks, we prompt the LLM with examples of language instructions paired with desirable sub-tasks sequences. Given a language instruction and language descriptions of semantic keypoints, the LLM generates sub-tasks by selecting action primitives from pre-defined action primitives set and contact points from language descriptions of semantic keypoints, which can make the task planning results more reliable and controllable.

### C. Action Generation with Semantic Keypoints

To complete each sub-task, we establish a low-level action library to generate low-level action for different action primitives. Given the contact point description, we can retrieve the contact point position from semantic keypoints. For *grasp*, *release*, *moveto*, *rotate*, *press* actions, we define heuristic

policies parameterized by the contact point position to generate the trajectory. For *pull* action, we define a heuristic policy parameterized by the contact point position and pull distance to generate the trajectory. We train a neural network in simulation to predict the pull distance given the contact point position and all semantic keypoint positions.

#### IV. EXPERIMENTS

We aim to answer the following research questions: (i) How well does our semantic keypoint detector detect effective semantic keypoints (Sec. IV-A)? (ii) Can CLASP perform well and generalize to a wide variety of clothes and manipulation tasks (Sec. IV-B)? (iii) Can CLASP trained in simulation be transferred to real-world clothes manipulation tasks (Sec. IV-C)?

##### A. Semantic Keypoint Detection Experiments

TABLE I: **Semantic Keypoint Detection Results.** The best performance is in bold.

	AKD (pixel) ↓	$AP_8$ (%) ↑	$AP_4$ (%) ↑	$AP_2$ (%) ↑
DINOv2-S	16.3	63.3	39.7	15.6
DINOv2-B	12.6	68.8	42.5	16.9
DINOv2-L	12.1	70.2	42.5	17.0
DINOv2-g	10.0	75.2	47.5	18.7
MAE (from scratch)	5.3	84.4	66.2	41.1
Ours	<b>3.8</b>	<b>91.0</b>	<b>75.4</b>	<b>50.2</b>

To evaluate the performance of our semantic keypoint detector, we compare it with several baseline methods. Our model is trained for 100 epochs in both the reconstruction and keypoint detection stages. Baseline methods include DINOv2 [31] with different parameters and MAE (from scratch). DINOv2 is a large pretrained vision model with powerful visual features. We directly use features from DINOv2 and train a keypoint decoder to predict semantic keypoints. We directly use the features from DINOv2 and train a keypoint decoder to predict semantic keypoints. MAE (trained from scratch) uses the same architecture as our method but is trained from scratch without a reconstruction stage. All methods are trained for 200 epochs. We use two standard metrics for keypoint detection: Average Keypoint Distance (AKD) and Average Precision (AP). AKD measures the average distance between ground truth and detected keypoints, while AP represents the proportion of correct keypoints detected under various thresholds. Since the size of the observed depth images is  $224 \times 224$ , we use thresholds of 8, 4, and 2 pixels.

The results are shown in TABLE I. Our method outperforms both baseline methods, demonstrating that the reconstruction stage effectively learns a powerful representation, which enhances the performance of semantic keypoint detection. To further analyze our method, we conduct an ablation study by varying the masking ratio and comparing training with image sequences versus a single image. The evaluation metrics include Average Keypoint Distance (AKD) and Mean Average Precision (MAP), where MAP represents the mean of Average Precision values calculated at different thresholds. As Fig. 3 shows, increasing the masking ratio allows the

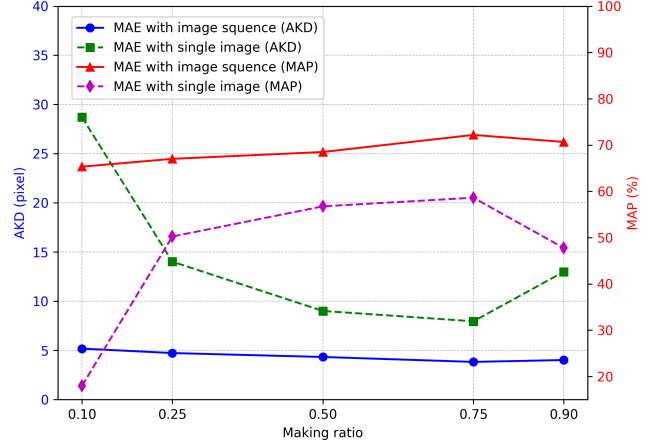


Fig. 3: **Ablation on Semantic Keypoints Detector.** We conduct an ablation study to analyze the effects of the masking strategy and temporal information on semantic keypoint detection.

model to better infer the geometric structure of clothes under self-occlusion, leading to the performance improvement on keypoint detection. The model achieves the best performance when the masking ratio reaches 0.75, beyond which the information becomes insufficient. Additionally, reconstructing image sequences yields better results than reconstructing a single image, as the temporal information helps the model capture consistent geometric features relevant to semantic keypoints. In summary, our model design enables the establishment of a powerful spatiotemporal representation, significantly improving the model’s ability to detect semantic keypoints of clothes.

##### B. Simulation Experiments

To evaluate the proposed method’s performance on clothes manipulation tasks, we conduct experiments in SoftGym, where clothes are modeled as particles with ground truth positions. 3D models of clothes are sampled from CLOTH3D [34] dataset, covering 4 common clothes categories in human’s daily life: T-shirts, trousers, skirts, and towels. For each category, over 35 instances of varying sizes and shapes are used. In addition, we extend the SoftGym benchmark to 30 tasks. These tasks can be divided into 4 categories:

- **Folding** tasks involve folding clothes to achieve a target configuration. The success of a folding task is determined by the particle position error between the folded item and the target configuration.
- **Flattening** tasks involve flattening crumpled clothes with random deformations. The success of a flattening task is determined by the coverage area of the clothes.
- **Hanging** tasks require hanging clothes on a rack. A hanging task is successful when the clothes are fully hung on the rack without any part touching the ground.
- **Placing** tasks require placing the clothes in a box. A placing task is successful when the clothes are laid flat inside the box.



TABLE II: **Simulation Experiment Results.** The average success rates (%) on testing tasks. The best performance is in bold.

Method	Object flattening (seen object)		Object flattening (unseen object)		Object folding (seen object)		Object folding (unseen object)		Object folding (unseen requirement)		
	T-shirt	Skirt	Trousers	Towel	Towel	T-shirt	Trousers	Skirt	Position	Direction	Times
CLIPORT [19]	32.5	36.7	8.3	9.2	77.5	80.0	0.0	0.0	76.7	65.0	0.0
Goal-conditioned Transporter [17]	26.7	33.3	10.0	6.7	83.3	76.7	0.0	0.0	8.3	0.0	0.0
FlingBot [32]	<b>66.7</b>	<b>85.0</b>	29.2	34.2	—	—	—	—	—	—	—
FabricFlowNet [33]	—	—	—	—	93.7	<b>100.0</b>	0.0	2.5	30.0	3.3	0.0
CLASP	55.0	78.3	<b>50.0</b>	<b>55.0</b>	<b>100.0</b>	<b>100.0</b>	<b>86.7</b>	<b>83.3</b>	<b>100.0</b>	<b>96.7</b>	<b>95.0</b>

Method	Object hanging (seen object)		Object hanging (unseen object)		Object placing (seen object)		Object placing (unseen object)	
	Trousers	Towel	T-shirt	Skirt	Towel	Skirt	Trousers	T-shirt
CLIPORT [19]	76.7	83.3	76.7	66.7	93.3	93.3	70.0	73.3
Goal-conditioned Transporter [17]	<b>100.0</b>	80.0	36.7	40.0	66.7	83.3	36.7	60.0
CLASP	96.7	<b>96.7</b>	<b>93.3</b>	<b>73.3</b>	<b>96.7</b>	<b>90.0</b>	<b>93.3</b>	<b>93.3</b>

In our experimental setup, only half of tasks are seen during training through examples in the prompt or demonstrations. Unseen tasks involve new object categories and new requirements like folding direction, position, and times. For each task category and object category, we conduct 120 trials with different clothes configurations and task requirements to calculate the success rate. Baseline methods include two general multi-task frameworks (CLIPORT and Goal-conditioned Transporter) and two task-specific algorithms (FlingBot and FabricFlowNet):

- **CLIPORT** [19] represents a typical end-to-end algorithm for learning language-conditioned manipulation policies, which leverages a pretrained vision-language model.
- **Goal-conditioned Transporter** [17] represents a typical goal-conditioned transporter network for deformable object manipulation, which infers the optimal action from the current and goal images.
- **FlingBot** [32] is a self-supervised learning framework designed for flattening crumpled clothes by using a fling action.
- **FabricFlowNet** [33] is a learning framework designed for clothes folding, which infers the optimal action based on optical flow.

The experiment results are shown in TABLE II. Overall, our method outperforms the two multi-task learning methods on both seen and unseen tasks. Compared with Goal-conditioned Transporter, CLIPORT shows better generalization. Language instructions facilitate capturing similarities between different tasks and the pretrained vision-language model enables CLIPORT to capture such similarities. However, CLIPORT’s generalization is limited when adapting to tasks with significantly different action sequences, such as transferring the skill from folding a T-shirt to folding trousers, because it learns task-specific manipulation policies in an end-to-end manner. In contrast, CLASP is a hierarchical learning framework that learns generalizable language and visual concepts across a wide range of clothes manipulation tasks. The commonsense knowledge from LLM allows CLASP to handle unseen tasks by decomposing them into predefined action primitives. Furthermore, semantic key-

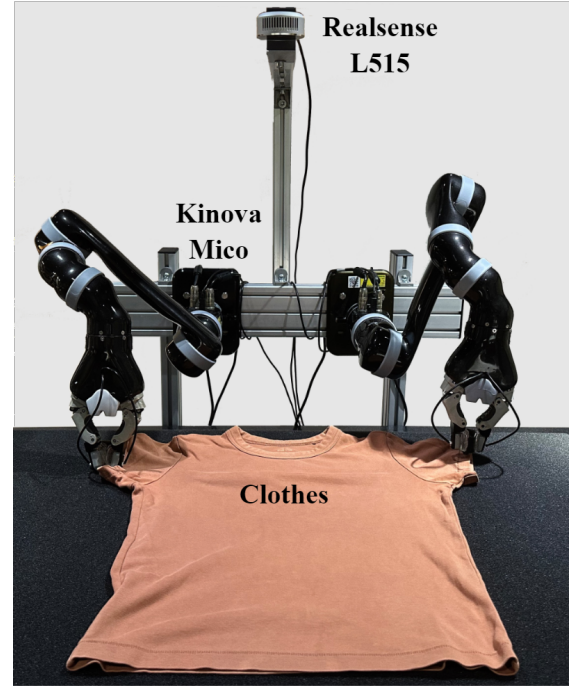


Fig. 4: **Real World Setup.** We establish a dual-arm robot manipulation system for conducting real-world experiments.

points are independent of specific tasks and provide cues for task planning and action generation in unseen manipulation tasks.

Compared to the two task-specific algorithms, CLASP shows comparable performance on seen tasks, demonstrating the effectiveness of the proposed method for clothes manipulation. On unseen tasks, task-specific algorithms tend to fail due to distribution shifts. In contrast, CLASP performs well on unseen tasks as it learns generalizable language and visual concepts that are independent of specific tasks.

### C. Real-world Experiments

We utilize depth images instead of RGB images to ensure our method can be directly transferred to real-world scenarios. To evaluate the sim-to-real performance of our method, we establish a dual-arm robot manipulation system. As Fig. 4 show, the system consists of two Kinova Mico robot arms and a top-down RealSense L515 RGB-D camera for




Fig. 5: **Real World Experiment.** (a) Real-world clothes manipulation tasks. CLASP can be directly applied to real-world scenarios and effectively handles various clothes and task categories. (b) Semantic keypoints detection results. Our method detects semantic keypoints across a diverse range of clothes, demonstrating robustness and effectiveness.

capturing depth images. The clothes are placed on a platform in front of the robot. To generate the dual-arm trajectories, we implement a motion planning algorithm using MoveIt! [35] to avoid collisions and synchronize the motion between the arms. To evaluate the performance of our method, we select a diverse set of clothes varying in size, appearance, and shape, ranging from infant trousers to adult shorts.

We first evaluate the performance of our semantic keypoint detector, which is trained in simulation. To mitigate noise from depth sensing in real-world environments, we use SAM [36] and OWLv2 [37] to generate masks that filter out noisy depth data and smooth the images. The experimental results are shown in Fig. 5 (b). Our semantic keypoint detector can robustly detect keypoints across a wide range of clothes, even under irregular deformation and occlusion, without requiring fine-tuning on real-world images.

We further test the performance of CLASP on some real-world clothes manipulation tasks. Fig. 5 (a) illustrates four representative examples: “Fold the T-shirt for storage”, “Flatten the crumpled trousers”, “Hang the skirt on the hanger” and “Place the towel in the box”. CLASP demonstrates the ability to manipulate various clothes in different ways in real-world scenarios. A complete video recording of these experiments can be found on our project website.

## V. CONCLUSION

In this paper, we propose semantic keypoints for clothes representation to enable general-purpose clothes manipulation with our hierarchical learning framework using a large language model. To detect semantic keypoints, we use a masked autoencoder to establish a spatiotemporal representation capable of handling self-occlusion and deformability. The integration of commonsense knowledge from the LLM and the task-independent semantic keypoint representation ensure the generalization of our method. Simulation experiment results show that our method performs well on both seen and unseen tasks, including new object categories and task requirements. Furthermore, the proposed method can be directly transferred to real-world scenarios and performs well on a wide variety of clothes. In this paper, low-level actions are heuristic policies conditioned on contact points and action primitives. Future work will focus on developing more robust and generalizable action generation methods based on our semantic keypoints representation.

## REFERENCES

- [1] M. Moletta, M. K. Wozniak, M. C. Welle, and D. Kragic, "A virtual reality framework for human-robot collaboration in cloth folding," in *IEEE-RAS International Conference on Humanoid Robots*, 2023.
- [2] A. Canberk, C. Chi, H. Ha, B. Burchfiel, E. Cousineau, S. Feng, and S. Song, "Cloth funnels: Canonicalized-alignment for multi-purpose garment manipulation," in *IEEE International Conference on Robotics and Automation*, 2023.
- [3] H. Yin, A. Varava, and D. Kragic, "Modeling, learning, perception, and control methods for deformable object manipulation," *Science Robotics*, vol. 6, no. 54, p. eabd8803, 2021.
- [4] S. Miller, J. Van Den Berg, M. Fritz, T. Darrell, K. Goldberg, and P. Abbeel, "A geometric approach to robotic laundry folding," *The International Journal of Robotics Research*, vol. 31, no. 2, pp. 249–267, 2012.
- [5] C. Feichtenhofer, Y. Li, K. He *et al.*, "Masked autoencoders as spatiotemporal learners," *Advances in neural information processing systems*, 2022.
- [6] Z. Zhao, W. S. Lee, and D. Hsu, "Large language models as common-sense knowledge for large-scale task planning," *Advances in Neural Information Processing Systems*, 2024.
- [7] X. Lin, Y. Wang, J. Olkin, and D. Held, "Softgym: Benchmarking deep reinforcement learning for deformable object manipulation," in *Conference on Robot Learning*, 2021.
- [8] Z. Hu, P. Sun, and J. Pan, "Three-dimensional deformable object manipulation using fast online gaussian process regression," *IEEE Robotics and Automation Letters*, vol. 3, no. 2, pp. 979–986, 2018.
- [9] M. Cusumano-Towner, A. Singh, S. Miller, J. F. O'Brien, and P. Abbeel, "Bringing clothing into desired configurations with limited perception," in *2011 IEEE international conference on robotics and automation*. IEEE, 2011.
- [10] K. Zhang, B. Li, K. Hauser, and Y. Li, "Adaptigraph: Material-adaptive graph-based neural dynamics for robotic manipulation," in *Proceedings of Robotics: Science and Systems (RSS)*, 2024.
- [11] S. Chen, Y. Xu, C. Yu, L. Li, and D. Hsu, "Differentiable particles for general-purpose deformable object manipulation," *arXiv preprint arXiv:2405.01044*, 2024.
- [12] M. Yu, K. Lv, H. Zhong, S. Song, and X. Li, "Global model learning for large deformation control of elastic deformable linear objects: An efficient and adaptive approach," *IEEE Transactions on Robotics*, vol. 39, no. 1, pp. 417–436, 2022.
- [13] K. Mo, C. Xia, X. Wang, Y. Deng, X. Gao, and B. Liang, "Folds-former: Learning sequential multi-step cloth manipulation with space-time attention," *IEEE Robotics and Automation Letters*, vol. 8, no. 2, pp. 760–767, 2022.
- [14] Z. Xu, C. Chi, B. Burchfiel, E. Cousineau, S. Feng, and S. Song, "Dexterity: Deformable manipulation can be a breeze," in *Proceedings of Robotics: Science and Systems*, 2022.
- [15] A. Bahety, S. Jain, H. Ha, N. Hager, B. Burchfiel, E. Cousineau, S. Feng, and S. Song, "Bag all you need: Learning a generalizable bagging strategy for heterogeneous objects," in *IEEE/RSJ International Conference on Intelligent Robots and Systems*, 2023.
- [16] C. Chi, B. Burchfiel, E. Cousineau, S. Feng, and S. Song, "Iterative residual policy for goal-conditioned dynamic manipulation of deformable objects," in *Proceedings of Robotics: Science and Systems*, 2022.
- [17] D. Seita, P. Florence, J. Tompson, E. Coumans, V. Sindhwani, K. Goldberg, and A. Zeng, "Learning to rearrange deformable cables, fabrics, and bags with goal-conditioned transporter networks," in *IEEE International Conference on Robotics and Automation*, 2021.
- [18] M. Shridhar and D. Hsu, "Interactive visual grounding of referring expressions for human-robot interaction," in *Proceedings of Robotics: Science and Systems*, 2018.
- [19] M. Shridhar, L. Manuelli, and D. Fox, "Cliport: What and where pathways for robotic manipulation," in *Conference on robot learning*, 2022.
- [20] I. Singh, V. Blukis, A. Mousavian, A. Goyal, D. Xu, J. Tremblay, D. Fox, J. Thomason, and A. Garg, "Progprompt: Generating situated robot task plans using large language models," in *IEEE International Conference on Robotics and Automation*, 2023.
- [21] J. Liang, W. Huang, F. Xia, P. Xu, K. Hausman, B. Ichter, P. Florence, and A. Zeng, "Code as policies: Language model programs for embodied control," in *IEEE International Conference on Robotics and Automation*, 2023.
- [22] W. Huang, C. Wang, R. Zhang, Y. Li, J. Wu, and L. Fei-Fei, "Voxposer: Composable 3d value maps for robotic manipulation with language models," in *Conference on Robot Learning*, 2023.
- [23] S. Chen, Y. Xu, C. Yu, L. Li, X. Ma, Z. Xu, and D. Hsu, "Daxbench: Benchmarking deformable object manipulation with differentiable physics," in *International Conference on Learning Representations*, 2022.
- [24] J. Bender, M. Müller, and M. Macklin, "Position-based simulation methods in computer graphics," in *Eurographics (tutorials)*, 2015, p. 8.
- [25] Y. Li, J. Wu, R. Tedrake, J. B. Tenenbaum, and A. Torralba, "Learning particle dynamics for manipulating rigid bodies, deformable objects, and fluids," in *International Conference on Learning Representations*, 2018.
- [26] T. D. Kulkarni, A. Gupta, C. Ionescu, S. Borgeaud, M. Reynolds, A. Zisserman, and V. Mnih, "Unsupervised learning of object keypoints for perception and control," *Advances in neural information processing systems*, 2019.
- [27] O. Gustavsson, T. Ziegler, M. C. Welle, J. Bütepage, A. Varava, and D. Kragic, "Cloth manipulation based on category classification and landmark detection," *International Journal of Advanced Robotic Systems*, vol. 19, no. 4, p. 17298806221110445, 2022.
- [28] R. Shi, Z. Xue, Y. You, and C. Lu, "Skeleton merger: an unsupervised aligned keypoint detector," in *Proceedings of the IEEE/CVF conference on computer vision and pattern recognition*, 2021.
- [29] W. Huang, C. Wang, Y. Li, R. Zhang, and L. Fei-Fei, "Rekep: Spatio-temporal reasoning of relational keypoint constraints for robotic manipulation," *arXiv preprint arXiv:2409.01652*, 2024.
- [30] J. Wei, X. Wang, D. Schuurmans, M. Bosma, F. Xia, E. Chi, Q. V. Le, D. Zhou *et al.*, "Chain-of-thought prompting elicits reasoning in large language models," *Advances in neural information processing systems*, 2022.
- [31] M. Oquab, T. Darcet, T. Moutakanni, H. Vo, M. Szafraniec, V. Khali-dov, P. Fernandez, D. Haziza, F. Massa, A. El-Nouby *et al.*, "Dinov2: Learning robust visual features without supervision," *arXiv preprint arXiv:2304.07193*, 2023.
- [32] H. Ha and S. Song, "Flingbot: The unreasonable effectiveness of dynamic manipulation for cloth unfolding," in *Conference on Robot Learning*, 2022.
- [33] T. Weng, S. M. Bajracharya, Y. Wang, K. Agrawal, and D. Held, "Fabricflownet: Bimanual cloth manipulation with a flow-based policy," in *Conference on Robot Learning*, 2022.
- [34] H. Bertiche, M. Madadi, and S. Escalera, "Cloth3d: clothed 3d humans," in *European Conference on Computer Vision*, 2020.
- [35] S. Chitta, I. Sucan, and S. Cousins, "Moveit![ros topics]," *IEEE robotics & automation magazine*, vol. 19, no. 1, pp. 18–19, 2012.
- [36] A. Kirillov, E. Mintun, N. Ravi, H. Mao, C. Rolland, L. Gustafson, T. Xiao, S. Whitehead, A. C. Berg, W.-Y. Lo *et al.*, "Segment anything," in *Proceedings of the IEEE/CVF International Conference on Computer Vision*, 2023.
- [37] M. Minderer, A. Gritsenko, and N. Houlsby, "Scaling open-vocabulary object detection," *Advances in Neural Information Processing Systems*, 2024.