
Impact of Inaccurate Contamination Ratio on Robust Unsupervised Anomaly Detection

Jordan F. Masakuna*

University of Sherbrooke
Canada, QC J1K 2R1
University of Kinshasa
Dem. Rep. of Congo
masj2413@usherbrooke.ca

DJeff Kanda Nkashama

University of Sherbrooke
Canada, QC J1K 2R1
nkad2101@usherbrooke.ca

Arian Soltani

University of Sherbrooke
Canada, QC J1K 2R1
arian.soltani@usherbrooke.ca

Marc Frappier

University of Sherbrooke
Canada, QC J1K 2R1
fram1801@usherbrooke.ca

Pierre-Martin Tardif

University of Sherbrooke
Canada, QC J1K 2R1
tarp2202@usherbrooke.ca

Froductal Kabanza

University of Sherbrooke
Canada, QC J1K 2R1
kabf2302@usherbrooke.ca

Abstract

Training data sets intended for unsupervised anomaly detection, typically presumed to be anomaly-free, often contain anomalies (or contamination), a challenge that significantly undermines model performance. Most robust unsupervised anomaly detection models rely on contamination ratio information to tackle contamination. However, in reality, contamination ratio may be inaccurate. We investigate on the impact of inaccurate contamination ratio information in robust unsupervised anomaly detection. We verify whether they are resilient to misinformed contamination ratios. Our investigation on 6 benchmark data sets reveals that such models are not adversely affected by exposure to misinformation. In fact, they can exhibit improved performance when provided with such inaccurate contamination ratios.

1 Introduction and related work

Unsupervised anomaly detection relies heavily on the assumption that training data sets are devoid of anomalies. However, in practice, this assumption often falls short, as data sets frequently harbor anomalous instances [Jha et al., 2023, Perini et al., 2023, Qiu et al., 2022], referred to as contamination [Hayes and Ohrimenko, 2018, Perini et al., 2023]. The presence of contamination poses a significant

*The first six authors are members of GRIC (<https://gric.recherche.usherbrooke.ca>), an interdisciplinary research group based at the University of Sherbrooke in Canada.

challenge to unsupervised anomaly detection models, potentially compromising their effectiveness and reliability. To address this challenge, robust anomaly detection models have been developed (e.g., isolation forest (IF) [Liu et al., 2008], local outlier factor (LOF) [Alghushairy et al., 2020], one-class support vector machine (OCSVM) [Alam et al., 2020], neural transformation learning for deep anomaly detection beyond images (NeutrALAD) [Qiu et al., 2022] and deep unsupervised anomaly detection (DUAD) [Li et al., 2021]), aiming to mitigate the impact of contamination on model performance. Crucial to such models is the accurate estimation of contamination ratio, which informs the model about the proportion of anomalies within the data set.

Contamination ratio is susceptible to inaccuracies, which can arise due to various factors such as data collection processes [Whang et al., 2023, Cowie et al., 2011] and labeling errors [Rottmann and Reese, 2023, Northcutt et al., 2021]. The reliance of robust models on accurate contamination ratio information raises a critical question: How do these models perform when confronted with misinformed contamination ratios?

Our primary objective is to ascertain the resilience of contamination-robust models to misinformed contamination ratios. Through a meticulous investigation encompassing six benchmark data sets, we aim to shed light on the extent to which contamination-robust models are affected by inaccuracies in contamination ratio estimation. We expect model’s performance to decline when received inaccurately specified contamination ratios (see Figure 1).

This preliminary work focuses on shallow anomaly detection models only, i.e., IF, LOF and OCSVM.

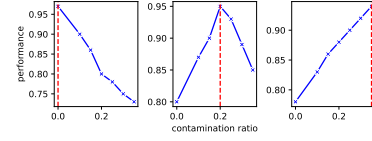


Figure 1: Expected behavior. Red dashed line is true contamination ratio.

2 Discussion and conclusion

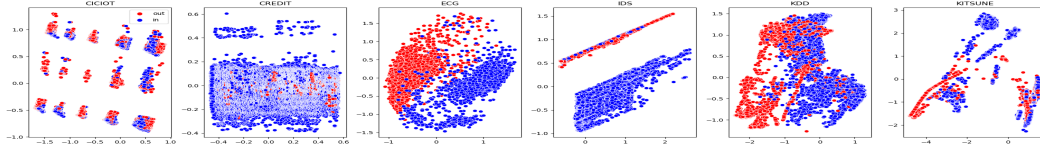


Figure 2: Visualization of training data sets.

We use six data sets for experiments, whose the distributions are visualized in Figure 2: (1) **CICIOT** is a real-time data set containing 33 attacks that are executed in an IoT network [Neto et al., 2023]. (2) **CREDIT** is credit fraud data set comprising financial transaction records annotated with binary labels indicating fraudulent or legitimate transactions [Warghade et al., 2020]. (3) **ECG** consists of recordings of electrical activity of the heart, capturing expected waveform patterns and anomalies [Khan et al., 2021]. (4) **IDS** contains simulated network traffics and several types of attacks [Sharafaldin et al., 2018]. (5) **KDD** contains simulated military traffics and several types of attacks [Tavallaei et al., 2009]. (6) **KITSUNE** is a network attack data set captured from either an IP-based commercial surveillance system or an IoT network [Mirsky et al., 2018]. For performance evaluation, we focus solely on accuracy since the test data subsets are well-balanced (in this binary classification task).

Figure 3 shows the accuracy of models against misinformed contamination ratios. These findings challenge the conventional assumption regarding the impact of misinformed contamination ratios on contamination-robust unsupervised anomaly detection models. Contrary to expectations, the tested models demonstrated resilience and even outperformed anticipated outcomes under such conditions. These results suggest that the robust unsupervised anomaly detection models under consideration may not necessitate precise contamination ratios to address data contamination. This unexpected robustness suggests a need for deeper investigation into the underlying mechanisms of these models and highlights the importance of reassessing our assumptions in unsupervised anomaly detection research. Notably, while the expected behavior was observed on some instances (e.g., all 3 models on CREDIT and IF on IDS), the consistent trend across multiple data sets underscores the significance of these findings and their potential implications for advancing anomaly detection methodologies.

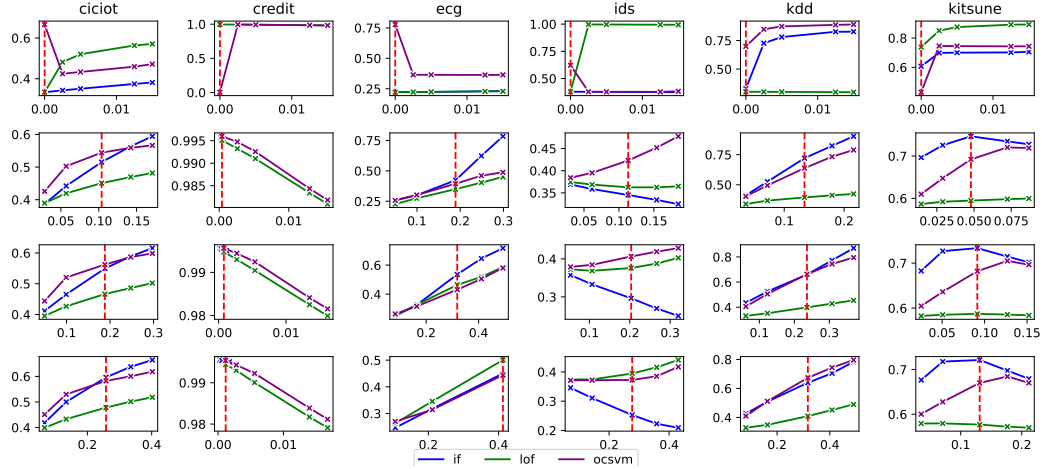


Figure 3: Model’s accuracy against misinformed contamination ratio where x-axis represent misinformed contamination ratios. In red dashed lines are true contamination ratios.

The implications of these unexpected findings are multifaceted and significant. They challenge the prevailing assumptions in anomaly detection research, prompting a reevaluation of the factors that influence model performance. This could lead to the refinement of existing methodologies and the development of more accurate anomaly detection systems. The implications of this study extend beyond anomaly detection alone, offering insights into broader issues of model robustness, reliability, and adaptability in the face of uncertainty in domains such as cybersecurity and fraud detection. Further investigation is needed to grasp the true meaning of these results, including deep models.

References

- Shamshe Alam, Sanjay Kumar Sonbhadra, Sonali Agarwal, and P Nagabhushan. One-Class Support Vector Classifiers: A Survey. *Knowledge-Based Systems*, 196:105754, 2020.
- Omar Alghushairy, Raed Alsini, Terence Soule, and Xiaogang Ma. A Review of Local Outlier Factor Algorithms for Outlier Detection in Big Data Streams. *Big Data and Cognitive Computing*, 5(1):1, 2020.
- Roddy Cowie, Ellen Douglas-Cowie, Margaret McRorie, Ian Sneddon, Laurence Devillers, and Noam Amir. Issues in Data Collection. *Emotion-Oriented Systems: The HUMAINE Handbook*, pages 197–212, 2011.
- Jamie Hayes and Olga Ohrimenko. Contamination Attacks and Mitigation in Multi-party Machine Learning. *Advances in Neural Information Processing Systems*, 31, 2018.
- Rishi Jha, Jonathan Hayase, and Sewoong Oh. Label Poisoning is All you Need. *Advances in Neural Information Processing Systems*, 36:71029–71052, 2023.
- Ali Haider Khan, Muzammil Hussain, and Muhammad Kamran Malik. ECG Images Dataset of Cardiac and COVID-19 Patients. *Data in Brief*, 34:106762, 2021.
- Tangqing Li, Zheng Wang, Siying Liu, and Wen-Yan Lin. Deep Unsupervised Anomaly Detection. In *Winter Conference on Applications of Computer Vision*, pages 3636–3645, 2021.
- Fei Tony Liu, Kai Ming Ting, and Zhi-Hua Zhou. Isolation Forest. In *IEEE International Conference on Data Mining*, pages 413–422. IEEE, 2008.
- Yisroel Mirsky, Tomer Doitshman, Yuval Elovici, and Asaf Shabtai. Kitsune: An Ensemble of Autoencoders for Online Network Intrusion Detection. In *Network and Distributed System Security Symposium (NDSS)*, 2018.

- Euclides Carlos Pinto Neto, Sajjad Dadkhah, Raphael Ferreira, Alireza Zohourian, Rongxing Lu, and Ali A Ghorbani. CICIOt2023: A Real-Time Dataset and Benchmark for Large-Scale Attacks in IoT Environment. *Preprints*, 2023.
- Curtis Northcutt, Lu Jiang, and Isaac Chuang. Confident Learning: Estimating Uncertainty in Dataset Labels. *Journal of Artificial Intelligence Research*, 70:1373–1411, 2021.
- Lorenzo Perini, Paul-Christian Bürkner, and Arto Klami. Estimating the Contamination Factor’s Distribution in Unsupervised Anomaly Detection. In *International Conference on Machine Learning*, pages 27668–27679. PMLR, 2023.
- Chen Qiu, Aodong Li, Marius Kloft, Maja Rudolph, and Stephan Mandt. Latent Outlier Exposure for Anomaly Detection with Contaminated Data. In *International Conference on Machine Learning*, pages 18153–18167. PMLR, 2022.
- Matthias Rottmann and Marco Reese. Automated Detection of Label Errors in Semantic Segmentation Datasets via Deep Learning and Uncertainty Quantification. In *Proceedings of the IEEE/CVF Winter Conference on Applications of Computer Vision*, pages 3214–3223, 2023.
- Iman Sharafaldin, Arash Habibi Lashkari, and Ali A Ghorbani. Toward Generating a New Intrusion Detection Dataset and Intrusion Traffic Characterization. *International Conference on Information Systems Security and Privacy*, 2018.
- Mahbod Tavallaei, Ebrahim Bagheri, Wei Lu, and Ali A Ghorbani. A Detailed Analysis of the KDD CUP 99 Data Set. In *IEEE Symposium on Computational Intelligence for Security and Defense Applications*, pages 1–6. IEEE, 2009.
- Swati Warghade, Shubhada Desai, and Vijay Patil. Credit Card Fraud Detection from Imbalanced Dataset using Machine Learning Algorithm. *International Journal of Computer Trends and Technology*, 68(3):22–28, 2020.
- Steven Euijong Whang, Yuji Roh, Hwanjun Song, and Jae-Gil Lee. Data Collection and Quality Challenges in Deep Learning: A Data-Centric AI Perspective. *The VLDB Journal*, 32(4):791–813, 2023.