

# FedQUIT: On-Device Federated Unlearning via a Quasi-Competent Virtual Teacher

Alessio Mora<sup>1</sup>, Lorenzo Valerio<sup>2</sup>, Paolo Bellavista<sup>1</sup>, Andrea Passarella<sup>2</sup>

<sup>1</sup>University of Bologna, Italy

<sup>2</sup>The Institute of Informatics and Telematics, National Research Council, Italy

{alessio.mora, paolo.bellavista}@unibo.it, {lorenzo.valerio, a.passarella}@iit.cnr.it

## Abstract

Federated Learning (FL) promises better privacy guarantees for individuals' data when machine learning models are collaboratively trained. When an FL participant exercises its right to be forgotten, i.e., to detach from the FL framework it has participated and to remove its past contributions to the global model, the FL solution should perform all the necessary steps to make it possible without sacrificing the overall performance of the global model, which is not supported in state-of-the-art related solutions nowadays. In this paper, we propose FedQUIT, a novel algorithm that uses knowledge distillation to scrub the contribution of the forgetting data from an FL global model while preserving its generalization ability. FedQUIT directly works on clients' devices and does not require sharing additional information if compared with a regular FL process, nor does it assume the availability of publicly available proxy data. Our solution is efficient, effective, and applicable in both centralized and federated settings. Our experimental results show that, on average, FedQUIT requires less than 2.5% additional communication rounds to recover generalization performances after unlearning, obtaining a sanitized global model whose predictions are comparable to those of a global model that has never seen the data to be forgotten.

## Introduction

In 2016, the European Union introduced the General Data Protection Regulation (GDPR), incorporating guidelines designed to empower individuals with control over their personal data (European Parliament and Council of the European Union 2016). One of the cornerstones of GDPR is the principle of data minimization, which involves collecting and processing only the personal data that is necessary for the intended purpose and limiting the retention of such data to the minimum necessary time period. Such a requirement is not easily verifiable once the data are exported from the data owners' machines or devices. Especially in the case of datacenter training of Machine Learning (ML) or Deep Learning (DL) models, the collected data may be easily reused to train ML/DL models with scopes different from what was initially declared.

Federated Learning (FL) (McMahan et al. 2017), an alternative to traditional centralized ML, has the potential to allow the training of models while minimizing the personal information disclosed by the users since it works without ex-

porting possibly sensitive raw data. In a nutshell, FL learns a shared global model by periodically gathering and aggregating ephemeral model updates locally computed on private data. Training is moved from datacenters to individuals' machines or devices, thus avoiding the transfer of unprocessed data.

The *right to be forgotten* is another pivotal requirement described in the GDPR. Article 17 of GDPR states that the data subject shall have the right to obtain from the controller the erasure of personal data [...] where the data subject withdraws consent on which the processing is based [...]. However, when data are used to train DL models, simply deleting the samples for which the permission has been revoked is not enough. DL models can memorize and then leak private information contained in the training corpus, as widely demonstrated during the last years, e.g., via membership inference attacks (MIAs) (Shokri et al. 2017; Song and Mittal 2021). Under this premise, Machine Unlearning (MU) (Golatkar, Achille, and Soatto 2020; Xu et al. 2023) has gained traction as a set of mechanisms to selectively remove the contribution of specific training samples on a learned model without destroying the generalization ability of such model. The straightforward solution would be to retrain the model, excluding the data that must be forgotten. Still, this approach can be extremely costly and sometimes unfeasible, particularly when the training dataset is no longer available. While in centralized machine learning, this naive retraining strategy might be a viable, though inefficient, option, it becomes impractical in FL. This impracticality arises due to clients' sporadic participation or unavailability for extended periods, especially in cross-device federated settings (Bellavista, Foschini, and Mora 2021; Kairouz et al. 2021). Consequently, developing unlearning mechanisms specifically designed for federated environments is crucial. Additionally, unlike MU, Federated Unlearning (FU) must consider that the so-called *retain data*, i.e., the data that remains in the process, is not directly accessible by design (Romandini et al. 2024).

In this paper, we present an unlearning method tailored for FL settings. Differently from recent works in the field (e.g., (Liu et al. 2021; Wu, Zhu, and Mitra 2022; Cao et al. 2023)), our mechanism does not need proxy data, does not require storing the entire history of clients' updates, and entirely works on the client side, by fully preserving the pri-

vacy design of FL.

**Contributions.** In particular, the paper originally proposes and evaluates a family of novel unlearning algorithms (FedQUIT) for federated settings. We provide the research community in the field with the following original contributions:

- We propose FedQUIT-Logits and FedQUIT-Softmax, two novel methods for FU. These methods use specially crafted versions of the FL global model as teachers for the unlearned model within a Knowledge Distillation (KD) framework.
- We demonstrate that using a crafted global model instead of an incompetent model as a teacher during KD-based unlearning significantly enhances performance.
- In FL settings, we show that FedQUIT can effectively perform unlearning and can quickly recover the gold-standard generalization ability, requiring less than 2.5% additional FL rounds.
- We also show that FedQUIT can be effective in centralized settings with a quick recovery phase.

Our code will be available upon acceptance.

## Related Work

The mechanisms that we present in this paper use a student-teacher framework locally at FL clients to retain the good knowledge from the original model while selectively scrubbing the contributions to forget. We use a crafted version of the FL global model as the teacher, serving as a natural proxy for the retain data that cannot be directly accessed in FL. In this section, we survey the KD-based approaches similar to ours and provide an overview of other non-KD approaches in the FU literature.

**KD in FL.** Recently, KD (Hinton, Vinyals, and Dean 2015; Buciluă, Caruana, and Niculescu-Mizil 2006) has been widely used in FL to address various issues (Mora et al. 2022), such as reducing communication costs, enabling model heterogeneity within the federation, improving generalization or personalization performance with heterogeneous data, and even performing unlearning. Most relevantly for this paper, numerous works employ the global model as a KD teacher for the local model to mitigate catastrophic forgetting and client drift in the presence of heterogeneous data (e.g., (Yao et al. 2021; Lee et al. 2022; Lu et al. 2023; Guo et al. 2024)). In particular, FedNTD (Lee et al. 2022) demonstrated that excluding the teacher’s true-class logit during the distillation phase is beneficial for local-global distillation. Recent contributions have proposed other label-masking approaches for the global model’s output (i.e., the teacher) (Lu et al. 2023; Guo et al. 2024). Differing from these works, our approach modifies the output of the global model, which still acts as a teacher for the local model, to perform unlearning.

**KD in FU.** Previous work in FL has explored using KD for unlearning purposes. The solution in (Wu, Zhu, and Mitra 2022) involves two server-side steps. First, the historical updates from the unlearned client are removed from the current

global model to create a sanitized model. Next, the previous global model acts as the teacher for the sanitized model, using proxy unlabeled data to recover the performance drop caused by the first step. However, this approach requires access to unlabeled data on the server, which may not always be feasible, and the server must maintain a complete history of client updates and be able to identify and remove specific client updates upon unlearning requests. In contrast, our work does not assume the existence of any proxy dataset and is entirely executed on the client side.

**KD in centralized MU.** The most similar work to ours in non-federated settings is the mechanism presented in (Chundawat et al. 2023), where the authors use an incompetent teacher on *forget data* and a competent teacher, i.e., the model before unlearning, on *retain data*. However, this approach is not directly applicable in federated settings since retain data – clients’ data – are not directly accessible. In the experimental results, we compare our solutions with the work in (Chundawat et al. 2023) in a centralized setting.

**Other approaches in FU.** Other recent work in the FU literature do not use KD for unlearning client contributions. The work in (Guo et al. 2023) leverages strategies based on re-calibration of historical updates, which, again, imply the storage of such information. The work in (Alam, Lamri, and Maniatakos 2023) uses a strategy based on gradient manipulation, but they primarily focus on backdoor removal.

## Background

### Federated Learning

Considering a federation of  $K$  clients, with each client  $k$  holding a private dataset  $D_k$ , FL aims at minimizing a global objective function  $f(w)$ .  $f(w)$  is expressed as a weighted average over all clients’ local datasets, as follows:

$$\min_w f(w) := \sum_{k=1}^K \frac{n_k}{n} F_k(w), \quad (1)$$

where  $w$  represents the parameters of the global model to be trained,  $n_k$  represents the size of  $D_k$ , and  $n$  is the total number of examples held by all participating clients.  $F_k$  is a local objective function.

Federated Averaging (FedAvg) (McMahan et al. 2017) is a synchronous client-server FL algorithm that operates in rounds of specific steps to solve the optimization problem of Eq. 1. At each round, the global model is distributed to a random subset of clients, which in turn locally fine-tune the model for a certain number of epochs. Then, the activated clients send back a model update. The server collects and aggregates the updates using weighted averaging according to the amount of per-client data samples. Finally, the server applies the averaged updates to the current global model. In this aggregation step, the inverse of the averaged updates can be treated as a pseudo-gradient, and the server can use an optimizer of choice to apply such pseudo-gradients (Reddi et al. 2021).

## Federated Unlearning

If FL clients are allowed to request unlearning, a given client  $u$  can submit an unlearning request at any round. The unlearning client  $u$  may want to have the contribution of a subset  $S_u$  of its private data  $D_u$ , termed **forgetting dataset**, scrubbed from the global model. To respond to the unlearning request, an unlearning algorithm  $\mathcal{U}$  is executed on the global model at a certain round  $t$ . Hence,  $\mathcal{U}$  is applied to the global model  $w_t$ , which has been trained including client  $u$  in the federation of learners, producing a scrubbed global model  $w_t^{\bar{u}}$ , i.e.  $w_t^{\bar{u}} = \mathcal{U}(w_t)$ . After the application of  $\mathcal{U}(\cdot)$ , the **unlearned model**  $w_t^{\bar{u}}$  should exhibit performances indistinguishable or approximately indistinguishable from a global model  $w_t^r$ , termed **retrained model**, learned without the contribution of  $S_u$ .

FU can have different objectives, i.e., sample unlearning, class unlearning, and client unlearning. In this paper, we will mainly consider the **client unlearning** case, where  $S_u = D_u$ . In practice, a client  $u$  requests that the contribution of its entire local dataset is removed from the global model. Similarly to regular MU, the union of the remaining clients' dataset  $D_r$  is termed as **retain dataset**, i.e.,  $D_r = \bigcup_{k \neq u} D_k$ . The problem of FU is to design an effective and efficient forgetting mechanism to produce  $w_t^{\bar{u}}$  from  $w_t$ .

While the efficiency of an FU method is usually measured as the amount of FL rounds needed to reach the generalization performance of the retrained model (e.g., the test accuracy or loss), the ways to assess forgetting efficacy are more varied, but usually compares the unlearned model's performances on the forgetting data with the retrained model's ones. Such performances often include accuracy, loss, MIA success rate (Romandini et al. 2024). We discuss unlearning metrics in more detail in the Empirical Results section.

### FedQUIT: Unlearning via a Quasi-Competent Virtual Teacher

We aim to design an FU method that operates on-device and fully adheres to the FL privacy requirements. This entails that the method would have direct access only to the unlearning client's data, while the rest of the data in the federation (the retain data) would not be available for use in the unlearning algorithms, except via some form of proxy. To indirectly utilize the knowledge extracted from the retain data, we leverage KD and use the FL global model as the teacher, which serves as a proxy for the data we cannot access.

In most recent related literature, inducing forgetting via KD is typically achieved via an incompetent or random teacher, e.g., as in (Chundawat et al. 2023). In this approach, the model learns from a teacher that outputs either uniformly or randomly distributed predictions on the forgetting data. Retain data can be then directly used to maintain good generalization. However, this method can negatively impact the generalization performance of the unlearned model, as retained samples and forgetting data may share common features. Furthermore, the underlying assumption of using a random or incompetent teacher is that the unlearned model should be indifferent to the forgetting data, by producing

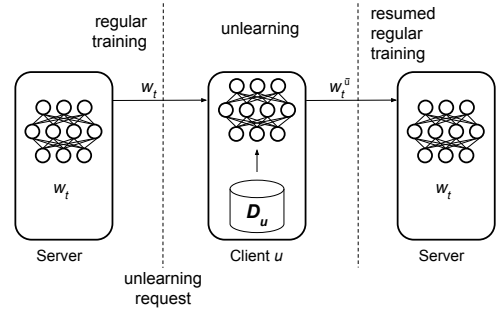


Figure 1: FedQUIT overview.

non-informative predictions when presented with such data. However, this assumption often does not hold in practice. It is common that the retrained model still produces informative predictions on forgetting data, which the retrained model has never seen during training, thus showing its ability to generalize (see also our extended discussion in Appendix). Therefore, when considering a retrained model as the gold standard for the performance of the unlearned model, the unlearned model should not produce suspiciously random predictions on forgetting data. Instead, it should be able to generalize. Consequently, we claim that using a random or incompetent teacher is not ideal, and we work on the investigation of possibly better teachers to induce forgetting while preserving generalization performance. Specifically, our novel family of algorithms, FedQUIT, uses the global model as the teacher to preserve the knowledge from the retain data that we cannot directly access while tailoring the teacher's output to perform unlearning.

**Preliminaries.** Considering a supervised classification task, for each  $d$ -dimensional input pattern  $\mathbf{x} \in \mathbb{R}^d$ , a neural network  $h(\cdot; w)$  with parameters  $w$  produces the probabilities, denoted as  $p(k|x)$ , for each label  $c \in \{1, \dots, C\}$  with  $C$  representing the task classes. The output probabilities are obtained using the Softmax activation on the logits  $z_c$  generated by  $h(x; w)$ , i.e.,  $p(c|x) = \frac{\exp(z_c/\tau)}{\sum_{j=1}^C \exp(z_j/\tau)}$  with  $\tau$  being the temperature. The true distribution of labels for a given input  $x$  is represented as  $q(c|x)$ . When using hard targets, with  $y$  being the ground-truth label for sample  $x$ , we have  $q(y|x) = 1$ , indicating that  $y$  is the correct label, and  $q(c|x) = 0$  for all  $c \neq y$ , indicating that all the other labels are incorrect. To simplify notation, we use  $p(k)$  to refer to  $p(c|x)$  and  $q(k)$  to refer to  $q(c|x)$ . The model  $h(\cdot; w)$  is usually trained by minimizing the cross-entropy loss between the true targets  $q(c)$  and the network's outputs  $p(c)$  as in  $H(q, p) = \sum_{k=1}^C -q(k) \log(p(k))$ .

**Algorithm.** The unlearning phase is performed locally by client  $u$ , i.e., the client that has requested the forgetting of its data contribution. In our algorithm, client  $u$  pulls down the last version of the global model at the time of the unlearning request, performs FedQUIT locally, and pushes the unlearned model back to the server. Then, the server can resume the regular FL training starting from the received san-

itized model. Figure 1 depicts FedQUIT’s interactions.

**Local Unlearning.** During the unlearning phase, FedQUIT performs local training within a KD framework. The unlearned model (the student) mimics the teacher’s outputs on the forgetting data  $x$ . FedQUIT uses the global model at round  $t$  as a teacher but alters its output probability  $g(x)$ . Indicating such a modified output probability as  $g'(x)$ , FedQUIT locally employs the following loss function to perform unlearning:

$$\mathcal{L}_{UNTD} = D_{KL}(g'(x)||u(x)) \quad (2)$$

where  $D_{KL}$  is the Kullback-Leibler divergence (KL divergence) and  $u(x)$  indicates the unlearning model’s output probability on local sample  $x$ . It is worth noting that, at the beginning of the unlearning round, the unlearning model is initialized with the global model weights, i.e., the unlearning model and the global model have the same model weights when the unlearning phase starts.

In this paper, we propose two alternative unlearning mechanisms to construct the modified probability  $g'(x)$ : FedQUIT-Logits and FedQUIT-Softmax. The first one works directly on logits, while the latter works on the probability output after the softmax layer. Since we target an FL scenario where clients might be resource-constrained, we developed our methods targeting efficacy, efficiency, and simplicity. Acting directly on the last layer of the network does not add any significant computational overhead since the only action required is to properly modify the one value at the very end of the forward pass (i.e., the logits or the softmax values) that make the network lose the ability to recognize the forget data. As it will become clear from the experimental evaluation, although simple, our methods provide a highly precise and effective unlearned model. Both of the approaches locally leverage KD to erase client contributions and only use client  $u$ ’s data and the current version of the global model to perform unlearning  $w_t$ . No additional information is required nor proxy/public datasets are supposed to exist. Next, we explain our original approaches in full detail, by describing the rationale behind our main design/implementation choices.

**FedQUIT-Logits.** Indicating (for ease of notation) the global model at round  $t$  as  $w_t$  and its output probability as  $g_t(x)$ , we design a modified output probability  $g'_t(x)$ . Without loss of generality, we will omit the  $t$  index to simplify notation. FedQUIT-Logits sets to a fixed value of  $v$  the true-class logit computed by the global model before applying the softmax activation, i.e., the modified logits  $z_c^{g'}$  to compute the teacher’s output probabilities  $g'(x)$  become:

$$z_c^{g'} = \begin{cases} v & \text{if } c = y \\ z_c^g & \text{if } c \neq y \end{cases}$$

$\forall c \in \{1, \dots, C\}$ . Then,  $g'(x)$  is computed regularly via softmax on  $z_c^{g'}$ . In the experiments, we evaluate the effects of using two special values for  $v$ ,  $v = 0$  or  $v = \min_c(z_c^g)$ .

Using 0 as  $v$  switches off the neural network’s output node corresponding to the correct class, thus ignoring its contribution to the output, which is not considered to compute the

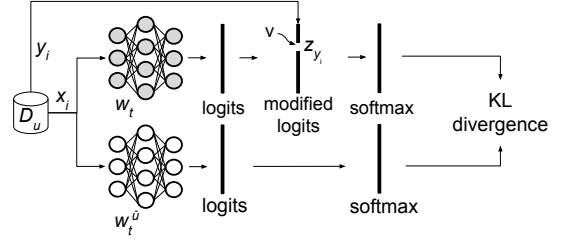


Figure 2: FedQUIT-Logits.

output probabilities. We refer to this approach as FedQUIT-Logits<sub>zero</sub>. Instead, using the minimum output logit as  $v$  assigns the least value to the true class. In this way, we confuse the true output with the one the network has less confidence in. We refer to this approach as FedQUIT-Logits<sub>min</sub>. Fig. 2 provides a schematic visualization of FedQUIT-Logits.

**FedQUIT-Softmax.** FedQUIT-Softmax uses the same KD-based framework of FedQUIT-Logits, with the global model at round  $t$  that works as the teacher and the unlearned model that works as the student. Differently from FedQUIT-Logit, FedQUIT-Softmax modifies the output of the global model (the teacher) after the softmax has been applied to its logits. As before, we indicate the output probabilities of the global model at round  $t$  with  $g(t)$ . FedQUIT-Softmax replaces the true-class output probability  $g(y)$  with a fixed value of  $v$  and uniformly distributes the remaining quantity  $g(y) - v$  to all the other class probabilities  $g(c)$ .

$$g'(c) = \begin{cases} v & \text{if } c = y \\ g(c) + \frac{g(y) - v}{C - 1} & \text{if } c \neq y \end{cases}$$

In the experiments, we evaluate the effects of using two special values for  $v$ ,  $v = 1/C$  or  $v = 0$ .  $1/C$  represents the value for equally likely outcomes, while 0 corresponds to assigning a null probability to the true class. We refer to these approaches as FedQUIT-Softmax<sub>1/C</sub> and FedQUIT-Softmax<sub>zero</sub>, respectively.

**FedQUIT-Incompetent.** As a baseline for FedQUIT-Logits and FedQUIT-Softmax, we also implemented FedQUIT-Incompetent. FedQUIT-Incompetent does not use the global model at round  $t$  to craft the teacher’s output probabilities for unlearning samples, but it always outputs equally distributed probabilities over classes as an incompetent teacher, i.e.,  $g'(c) = 1/C$ . This baseline will help us to investigate whether using the modified global model’s output as a teacher is beneficial. FedQUIT-Incompetent can also be implemented by leveraging an untrained model, which outputs random predictions, as a teacher.

## Empirical Results

### Settings and baselines

**Centralized Setting.** Firstly, we evaluate our method in a regular centralized setting, replicating the CIFAR-Super20 experimental setup of the work in (Chundawat et al. 2023).

We also use the method in (Chundawat et al. 2023) as baseline for this set of experiments. It is worth noting that our method is designed to be used in a federated environment and, by design, cannot use the retained data in the unlearning process – retain data in FL are the remaining clients’ private data. Hence, FU approaches are severely limited in its potential if compared with centralized unlearning baselines, thus making the targeted research issue as highly challenging.

**Federated Setting.** Then, we evaluate the method in federated settings. We performed experiments on federated versions of two datasets, CIFAR-10 and CIFAR-100 (Krizhevsky 2009). We partitioned the datasets to simulate 10 clients without repeated samples. In all the experiments, we set full client participation. We simulated non-IID data via distribution-based label skew. We tuned the label skew using a concentration parameter of  $\alpha = 0.1$  to rule the Dirichlet distribution following the method from (Hsu, Qi, and Brown 2019). Fig. 4 in Appendix depicts the label distribution across clients. We run 200 FL rounds, with 1 epoch of local training, before performing unlearning. For each dataset, we run 10 different experiments, with a different client serving as the unlearning client in each experiment.

## Datasets and Models

**CIFAR-10 (federated).** CIFAR-10 consists of 60,000 images of 32x32 color images – 50,000 for training and 10,000 for testing – belonging to 10 classes. We used ResNet18 as neural network.

**CIFAR-100 (federated).** CIFAR-100 consists of 60,000 images of 32x32 color images – 50,000 for training and 10,000 for testing – belonging to 100 classes. We used ResNet18 as neural network.

**CIFAR-Super20 (centralized).** CIFAR-Super20 consists of the same 60,000 images of CIFAR-100 but with coarser labeling (20 classes). Each class in CIFAR-Super20 contains 5 sub-classes that are actual classes of CIFAR100. For example, the *people* super-class contains the *baby, boy, girl, man, woman* sub-classes. In these experiments, we unlearn all the examples of a sub-class, e.g., we unlearn all the examples of *baby*. This setup makes unlearning challenging because forgetting samples from a sub-class can damage the information of other samples of the same super-class – by definition, super-class contains visually-similar images. We provide the results for five different cases, where we unlearn the following sub-classes *baby, rocket, lamp, sea, mushroom*.

Besides all the main metrics used in (Chundawat et al. 2023), we also tracked the test accuracy on *adjacent data*, that we define as the samples that belong to the same super-class as the unlearned sub-class but exclude the unlearned sub-class. For example, for the *baby* sub-class, the adjacent data are the test samples that belong to the *people* super-class but exclude the baby samples. The performance on adjacent data helps us to understand whether the evaluated methods are able to selectively erase the contribution of the forgetting data. As in (Chundawat et al. 2023), we used ResNet18 as neural network and images are resized to 224x224 and normalized.

## Metrics

We evaluate the considered methods from two perspectives: efficacy to forget and efficiency to recover performance.

It is worth noting that for all the metrics considered here to assess unlearning efficacy, a more favorable value of these metrics for an approximate unlearning method (as ours) should minimize the gap with the gold-standard retrained model (indicated as *Retrained* or *Retrain*). This means that larger or smaller values are not necessarily better; instead, the approach that minimizes the absolute difference with the retrained model’s metric is considered the most effective. For the federated experiments, we also use a *Natural* baseline as a reference (Gao et al. 2022), which corresponds to simply excluding the client that should be forgotten from the federation without applying any unlearning method.

**Accuracy on forgetting data.** In particular, we monitor the unlearned model’s accuracy on client  $u$ ’s train data, and we track the difference with the retrained model. Other previous work use similar metrics (Liu et al. 2024), such as the *unlearning accuracy (UA)* that is calculated as  $UA(w_u) = 1 - Acc_{D_f}(w_u)$ , where  $Acc_{D_f}(w_u)$  is the accuracy of  $w_u$  on the forgetting dataset  $D_f$ . Since we are primarily interested in the difference with the retrained model’s performance, we use plain accuracy on the forget data instead of UA.

**Membership Inference Attack (MIA).** To assess unlearning, we also use the MIA success rate. MIAs attempt to determine whether an individual sample was included in the training set of a model. The success rate of these attacks indicates how many data samples in  $D_u$  can be correctly predicted as forgetting (i.e., non-training) records of  $w_u$ . The MIA accuracy reflects the information leakage of training algorithms about individual members of the training corpus. A lower MIA success rate implies less information about  $D_u$  in  $w_u$ . It is also important to note that the MIA success rate on the retrained model can be high in certain cases; again, we consider most effective the approach that minimizes the absolute difference with the retrained model’s value. In this paper, we consider the confidence-based MIA predictor (Song, Shokri, and Mittal 2019; Yeom et al. 2018), applied to the unlearned model  $w_u$  on the forgetting dataset  $D_u$ .

**Prediction overlap.** Prediction overlap is a metric used to measure the similarity between the outputs of two neural networks when they are presented with the same input data. This metric can be useful for understanding how similar the two networks are in terms of their predictions. The overlap is calculated similarly by checking if the class labels predicted by both networks match, i.e.:

$$Overlap = \frac{1}{|D|} \sum_{x_i \in D} \mathbb{1}_{\{\arg \max P_1(x_i) = \arg \max P_2(x_i)\}}$$

where  $|D|$  is the number of samples in the dataset,  $P_1(x_i)$  and  $P_2(x_i)$  are the predictions of the considered neural networks for the input sample  $x_i$ ,  $\mathbb{1}$  is the indicator function that equals one if its condition is true and zero otherwise.

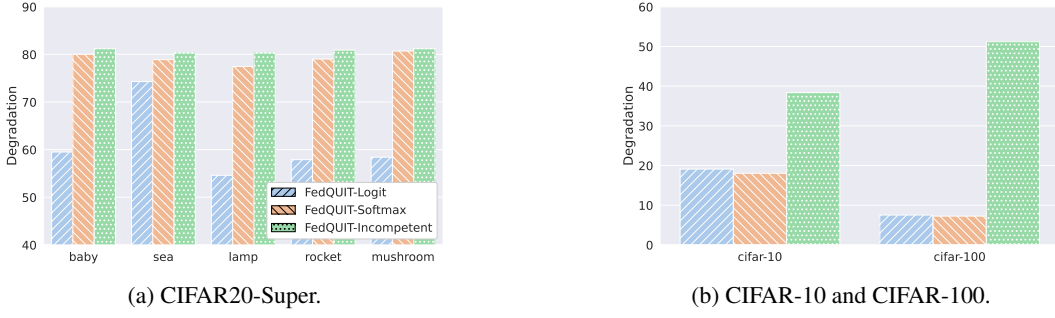


Figure 3: Unlearned model’s degradation in test performance, before recovery, on different settings and datasets.

baby	Retain Data	Adjacent Data	Forget Data	MIA
Original	85.68	94.92	91.00	98.80
Retrain	85.92 $\pm_0(0)$	93.64 $\pm_0(0)$	82 $\pm_0(0)$	73.6 $\pm_0(0)$
FedQUIT-Incompetent	83.01 $\pm_{0.57}(-2.92)$	84.7 $\pm_{4.55}(-8.94)$	71.33 $\pm_{5.86}(-10.67)$	69 $\pm_{5.13}(-4.6)$
FedQUIT-Logit <sub>zero</sub>	85.01 $\pm_{0.23}(-0.92)$	88.83 $\pm_{4.07}(-4.81)$	80.33 $\pm_{4.04}(-1.67)$	67 $\pm_{6.22}(-6.6)$
FedQUIT-Softmax <sub>1/C</sub>	82.88 $\pm_{0.49}(-3.05)$	89.58 $\pm_1(-4.07)$	79.33 $\pm_{0.58}(-2.67)$	74.93 $\pm_{3.56}(1.33)$
Chundawat et al.	84.4 $\pm_{0.3}(-1.53)$	91.24 $\pm_{0.62}(-2.4)$	82 $\pm_2(0)$	77.67 $\pm_{3.21}(4.07)$

rocket	Retain Data	Adjacent Data	Forget Data	MIA
Original	85.57	91.04	92.00	99.40
Retrain	85.39 $\pm_0(0)$	81.4 $\pm_0(0)$	3 $\pm_0(0)$	0.8 $\pm_0(0)$
FedQUIT-FedQUIT-Incompetent	84.16 $\pm_{0.68}(-1.23)$	86.46 $\pm_{2.01}(5.06)$	3 $\pm_{1.73}(0)$	1.67 $\pm_{0.46}(0.87)$
FedQUIT-Logit <sub>zero</sub>	85.16 $\pm_{0.08}(-0.23)$	85.22 $\pm_{4.72}(3.82)$	7 $\pm_2(4)$	1.07 $\pm_{0.58}(0.27)$
FedQUIT-Softmax <sub>1/C</sub>	84.15 $\pm_{0.18}(-1.23)$	86.19 $\pm_{0.21}(4.79)$	4.33 $\pm_{0.58}(1.33)$	1.53 $\pm_{1.79}(0.73)$
Chundawat et al.	84.9 $\pm_{0.11}(-0.48)$	81.94 $\pm_{1.77}(0.54)$	25.33 $\pm_{7.02}(22.33)$	6.47 $\pm_{3.8}(5.67)$

lamp	Retain Data	Adjacent Data	Forget Data	MIA
Original	85.03	86.11	78.00	88.60
Retrain	84.93 $\pm_0(0)$	90.76 $\pm_0(0)$	15 $\pm_0(0)$	8.2 $\pm_0(0)$
FedQUIT-FedQUIT-Incompetent	82.73 $\pm_{0.43}(-2.21)$	84.5 $\pm_{2.62}(-6.26)$	13.67 $\pm_{3.79}(-1.33)$	10.67 $\pm_{3.26}(2.47)$
FedQUIT-Logit <sub>zero</sub>	85.07 $\pm_{0.32}(0.14)$	87.64 $\pm_{4.21}(-3.12)$	18 $\pm_{10.54}(3)$	8.13 $\pm_{4.39}(-0.07)$
FedQUIT-Softmax <sub>1/C</sub>	81.53 $\pm_{0.34}(-3.41)$	83.87 $\pm_{0.52}(-6.89)$	17 $\pm_2(2)$	11.4 $\pm_{3.54}(3.2)$
Chundawat et al.	84.62 $\pm_{0.32}(-0.32)$	89.52 $\pm_{3.06}(-1.24)$	49 $\pm_3(34)$	26.93 $\pm_{4.41}(18.73)$

Table 1: The *Retain Data*, *Adjacent Data*, and *Forget Data* columns respectively report the test accuracy on retain, adjacent, and forget data. The *MIA* column reports the success rate of confidence-based MIA. The reported results are after one epoch of recovery following unlearning. The performance (%) is presented as  $a \pm b(c)$ , where  $a$  is the mean and  $b$  is the standard deviation, computed over five runs, and  $c$  is the performance gap relative to the retrained model. Note that better performance in approximate unlearning corresponds to a smaller performance gap with the gold-standard retrained model.

Algorithm	CIFAR-100				CIFAR-10			
	Rounds	Test Acc.	Forget Acc.	MIA	Rounds	Test Acc.	Forget Acc.	MIA
Natural	5	1.27 $\pm_{1.6}$	19.0 $\pm_{12.2}$	17.29 $\pm_{5.9}$	5	2.79 $\pm_{2.0}$	12.54 $\pm_{7.3}$	12.58 $\pm_{8.4}$
FedQUIT-Incompetent	2.8 $\pm_{2.8}$	1.1 $\pm_{0.7}$	17.4 $\pm_{6.8}$	18.4 $\pm_{8.3}$	5.5 $\pm_{3.9}$	0.91 $\pm_{1.0}$	10.75 $\pm_{6.6}$	11.64 $\pm_{7.5}$
FedQUIT-Logit <sub>zero</sub>	4.9 $\pm_{2.5}$	0.59 $\pm_{0.5}$	2.64 $\pm_{1.8}$	3.66 $\pm_{3.1}$	4.8 $\pm_{3.9}$	0.72 $\pm_{0.6}$	5.41 $\pm_{5.2}$	5.6 $\pm_{5.0}$
FedQUIT-Logit <sub>min</sub>	5.2 $\pm_{2.8}$	0.39 $\pm_{0.4}$	3.39 $\pm_{3.0}$	4.05 $\pm_3$	5.3 $\pm_{3.9}$	0.91 $\pm_{0.7}$	4.54 $\pm_{3.9}$	5.39 $\pm_{4.9}$
FedQUIT-Softmax <sub>1/C</sub>	4.4 $\pm_{2.9}$	0.47 $\pm_{0.4}$	5.97 $\pm_{3.7}$	8.55 $\pm_{4.7}$	4.5 $\pm_{4.1}$	0.56 $\pm_{0.6}$	7.19 $\pm_{5.6}$	6.31 $\pm_{5.7}$
FedQUIT-Softmax <sub>zero</sub>	5.3 $\pm_{3.9}$	0.54 $\pm_{0.5}$	5.55 $\pm_{3.6}$	7.19 $\pm_{4.4}$	5 $\pm_{3.7}$	0.81 $\pm_{0.5}$	6.15 $\pm_{3.6}$	7.95 $\pm_{4.4}$

Table 2: Comparison among different algorithms on federated CIFAR-100 and federated CIFAR-10. The values represent the absolute difference in performance compared to the retrained model.

Models	Forget Data	Test Data
Retrain <sub>s1</sub> , Retrain <sub>s2</sub>	56.74 $\pm$ 1.1	65.02 $\pm$ 0.85
Retrain <sub>s1</sub> , Unlearned	54.51 $\pm$ 0.94	64.56 $\pm$ 0.83

Table 3: Comparison of prediction overlaps (%) on test data and forget data.

**Recovery time.** FU mechanisms need a recovery period to match the performance of the retrained model. For the federated settings, we monitor how many rounds the unlearned model needs to match or surpass the performance (accuracy) on the test data of the retrained model. For the centralized experiments, we measured the performance after 1, 2, and 3 epochs of recovery after unlearning. During the recovery period, we also keep tracking the forgetting metrics (accuracy on forget data, MIA success rate) to ensure resilient forgetting.

## Main Results

**Centralized setting.** Figure 3a illustrates the degradation in test performance on retained super-classes immediately after the application of the unlearning algorithm. We limited the evaluation to FedQUIT-Logits<sub>zero</sub> and FedQUIT-Softmax<sub>1/C</sub> since they perform better or very similarly to FedQUIT-Logits<sub>min</sub> and FedQUIT-Softmax<sub>zero</sub> in federated experiments that we present next. Both FedQUIT-Logits and FedQUIT-Softmax narrow the performance gap with the retrained model compared to using an incompetent teacher, but FedQUIT-Logits significantly outperforms FedQUIT-Softmax. This demonstrates that leveraging the original model’s custom output, rather than a random teacher, is beneficial for preserving the model’s generalization ability. After one epoch of recovery, as shown in Table 1, all FedQUIT mechanisms nearly match the gold-standard accuracy on retained test data, with FedQUIT-Logits closing the gap most effectively. The performance on forget data closely aligns with that of the retrained model, underscoring the unlearning efficacy of the proposed methods.

Table 1 also presents results from the method introduced in (Chundawat et al. 2023). While this state-of-the-art baseline does not require a recovery phase to match the retrained model’s performance on both test and forget data (see also the full detailed results in Appendix Table 5 - Table 9), it suffers from a significant degradation in forget metrics when fine-tuned on retained data. In contrast, FedQUIT maintains forget metrics close to the gold standard with only a slight increase over the second and third fine tuning epochs.

**Federated setting.** Similar to our centralized setting, using a crafted version of the FL global model instead of an incompetent model as the teacher helps retain generalization ability in our federated experiments. Figure 3b shows the average degradation in test accuracy of the unlearned model immediately after applying FedQUIT (full results in Appendix Table 10 and Table 11). As evident, both FedQUIT-Logits and FedQUIT-Softmax are significantly more effective than FedQUIT-Incompetent.

Our methods also ensure a fast recovery. Table 2 detail the recovery phase and report the aggregated results for federated CIFAR-100 and federated CIFAR-10, respectively. The mean and standard deviation are calculated over 10 different experiments, with a different client serving as the unlearning client in each experiment (see Table 12 and Table 13 in Appendix for single results). As a reference, we also collected results for the *Natural* baseline, reporting the average values after 5 rounds of training. Overall, FedQUIT-Logits<sub>zero</sub> performs the best, requiring fewer recovery rounds and exhibiting a narrower gap in forgetting metrics compared to the retrained model. While FedQUIT-Logits<sub>min</sub>, FedQUIT-Softmax<sub>1/C</sub> and FedQUIT-Softmax<sub>zero</sub> show slightly worse performance in forgetting, they are still significantly better than the Incompetent or Natural baselines.

For CIFAR-100, FedQUIT-Logits<sub>zero</sub> requires an average of only 4.9 FL rounds to surpass the retrained model’s test accuracy, which is just 2.45% of the total rounds (4.9 out of 200) needed to retrain the model from scratch. Although our naive baseline, FedQUIT-Incompetent, is the fastest to recover the expected performance, it largely fails to maintain forgetting metrics close to those of the sanitized model. In fact, FedQUIT-Incompetent’s forgetting performance (accuracy on forget data and MIA success rate) is far from that of the retrained model and tends toward the values of not applying any unlearning algorithm (i.e., the *Natural* baseline).

The trend is similar for CIFAR-10 experiments, where FedQUIT-Logits<sub>zero</sub> requires an average of 4.8 FL rounds to recover the expected performance. FedQUIT-Incompetent requires more FL rounds on average and struggles to effectively forget the client’s data, resulting in high values for the unlearning metrics, which, again, are similar to the *Natural* baseline.

Finally, to understand the effectiveness of our methods from a prediction perspective, we report a comparison of the prediction overlap on forget and test data in Table 3. Values refer to federated CIFAR-100, specifically with client 0 as the unlearning client, and FedQUIT-Logits<sub>zero</sub> as algorithm, averaged over 4 retraining seeds and 2 unlearning seeds. The first row shows the overlap between pairs of retrained models with different seeds. The second row shows the overlap between pairs consisting of a retrained model and an unlearned model after recovery. The results indicate that, from the perspective of predictions, a model unlearned via FedQUIT is nearly indistinguishable from a retrained model, since the respective prediction overlaps are very close to each other.

## Conclusion

We presented FedQUIT, an original and general teacher-student framework for federated unlearning. In particular, we use crafted versions of the FL global model’s outputs as teacher to selectively perform unlearning while retaining the good knowledge of the original model. In the experiments, we show that leveraging such specially crafted teachers is an effective approach to forget data and favors rapid recovery.

## References

- Alam, M.; Lamri, H.; and Maniatakos, M. 2023. Get Rid Of Your Trail: Remotely Erasing Backdoors in Federated Learning. *arXiv preprint arXiv:2304.10638*.
- Bellavista, P.; Foschini, L.; and Mora, A. 2021. Decentralised Learning in Federated Deployment Environments: A System-Level Survey. *ACM Computing Surveys (CSUR)*, 54(1): 1–38.
- Buciluă, C.; Caruana, R.; and Niculescu-Mizil, A. 2006. Model compression. In *Proceedings of the 12th ACM SIGKDD international conference on Knowledge discovery and data mining*, 535–541.
- Cao, X.; Jia, J.; Zhang, Z.; and Gong, N. Z. 2023. FedRecover: Recovering from Poisoning Attacks in Federated Learning using Historical Information. In *2023 IEEE Symposium on Security and Privacy (SP)*, 1366–1383.
- Chundawat, V. S.; Tarun, A. K.; Mandal, M.; and Kankanhalli, M. 2023. Can bad teaching induce forgetting? unlearning in deep networks using an incompetent teacher. In *Proceedings of the AAAI Conference on Artificial Intelligence*, volume 37, 7210–7217.
- European Parliament; and Council of the European Union. 2016. Regulation (EU) 2016/679 of the European Parliament and of the Council.
- Gao, X.; Ma, X.; Wang, J.; Sun, Y.; Li, B.; Ji, S.; Cheng, P.; and Chen, J. 2022. Verifi: Towards verifiable federated unlearning. *arXiv preprint arXiv:2205.12709*.
- Golatkar, A.; Achille, A.; and Soatto, S. 2020. Eternal sunshine of the spotless net: Selective forgetting in deep networks. In *Proceedings of the IEEE/CVF Conference on Computer Vision and Pattern Recognition*, 9304–9312.
- Guo, K.; Ding, Y.; Liang, J.; He, R.; Wang, Z.; and Tan, T. 2024. Not all Minorities are Equal: Empty-Class-Aware Distillation for Heterogeneous Federated Learning. *arXiv preprint arXiv:2401.02329*.
- Guo, X.; Wang, P.; Qiu, S.; Song, W.; Zhang, Q.; Wei, X.; and Zhou, D. 2023. FAST: Adopting Federated Unlearning to Eliminating Malicious Terminals at Server Side. *IEEE Transactions on Network Science and Engineering*, 1–14.
- Hinton, G.; Vinyals, O.; and Dean, J. 2015. Distilling the knowledge in a neural network. *arXiv preprint arXiv:1503.02531*.
- Hsu, T.-M. H.; Qi, H.; and Brown, M. 2019. Measuring the effects of non-identical data distribution for federated visual classification. *arXiv preprint arXiv:1909.06335*.
- Kairouz, P.; McMahan, H. B.; Avent, B.; Bellet, A.; Bennis, M.; Bhagoji, A. N.; Bonawitz, K.; Charles, Z.; Cormode, G.; Cummings, R.; et al. 2021. Advances and open problems in federated learning. *Foundations and trends® in machine learning*, 14(1–2): 1–210.
- Krizhevsky, A. 2009. Learning multiple layers of features from tiny images. Technical report.
- Lee, G.; Jeong, M.; Shin, Y.; Bae, S.; and Yun, S.-Y. 2022. Preservation of the Global Knowledge by Not-True Distillation in Federated Learning. In *Advances in Neural Information Processing Systems*.
- Liu, G.; Ma, X.; Yang, Y.; Wang, C.; and Liu, J. 2021. Fed-Eraser: Enabling Efficient Client-Level Data Removal from Federated Learning Models. In *2021 IEEE/ACM 29th International Symposium on Quality of Service (IWQOS)*, 1–10.
- Liu, J.; Ram, P.; Yao, Y.; Liu, G.; Liu, Y.; SHARMA, P.; Liu, S.; et al. 2024. Model sparsity can simplify machine unlearning. *Advances in Neural Information Processing Systems*, 36.
- Lu, J.; Li, S.; Bao, K.; Wang, P.; Qian, Z.; and Ge, S. 2023. Federated Learning with Label-Masking Distillation. In *Proceedings of the 31st ACM International Conference on Multimedia*, 222–232.
- McMahan, B.; Moore, E.; Ramage, D.; Hampson, S.; and y Arcas, B. A. 2017. Communication-efficient learning of deep networks from decentralized data. In *Artificial intelligence and statistics*, 1273–1282. PMLR.
- Mora, A.; Tenison, I.; Bellavista, P.; and Rish, I. 2022. Knowledge Distillation for Federated Learning: a Practical Guide. *arXiv preprint arXiv:2211.04742*.
- Reddi, S. J.; Charles, Z.; Zaheer, M.; Garrett, Z.; Rush, K.; Konečný, J.; Kumar, S.; and McMahan, H. B. 2021. Adaptive Federated Optimization. In *9th International Conference on Learning Representations, ICLR 2021, Virtual Event, Austria, May 3-7, 2021*. OpenReview.net.
- Romandini, N.; Mora, A.; Mazzocca, C.; Montanari, R.; and Bellavista, P. 2024. Federated Unlearning: A Survey on Methods, Design Guidelines, and Evaluation Metrics. *arXiv preprint arXiv:2401.05146*.
- Shokri, R.; Stronati, M.; Song, C.; and Shmatikov, V. 2017. Membership inference attacks against machine learning models. In *2017 IEEE Symposium on Security and Privacy (SP)*, 3–18. IEEE.
- Song, L.; and Mittal, P. 2021. Systematic evaluation of privacy risks of machine learning models. In *30th USENIX Security Symposium (USENIX Security 21)*, 2615–2632.
- Song, L.; Shokri, R.; and Mittal, P. 2019. Privacy Risks of Securing Machine Learning Models against Adversarial Examples. In Cavallaro, L.; Kinder, J.; Wang, X.; and Katz, J., eds., *Proceedings of the 2019 ACM SIGSAC Conference on Computer and Communications Security, CCS 2019, London, UK, November 11-15, 2019*, 241–257. ACM.
- Wu, C.; Zhu, S.; and Mitra, P. 2022. Federated Unlearning with Knowledge Distillation. *arXiv preprint arXiv:2201.09441*.
- Xu, H.; Zhu, T.; Zhang, L.; Zhou, W.; and Yu, P. S. 2023. Machine unlearning: A survey. *ACM Computing Surveys*, 56(1): 1–36.
- Yao, D.; Pan, W.; Dai, Y.; Wan, Y.; Ding, X.; Jin, H.; Xu, Z.; and Sun, L. 2021. Local-Global Knowledge Distillation in Heterogeneous Federated Learning with Non-IID Data. *arXiv preprint arXiv:2107.00051*.
- Yeom, S.; Giacomelli, I.; Fredrikson, M.; and Jha, S. 2018. Privacy risk in machine learning: Analyzing the connection to overfitting. In *2018 IEEE 31st computer security foundations symposium (CSF)*, 268–282. IEEE.



## Inspiring Observations

We aim to design an FU method that operates on-device and fully adheres to the FL privacy requirements. This entails that the method would have direct access only to the unlearning client’s data, while the rest of the data in the federation (the retain data) would not be available for use in the unlearning algorithms, except via some form of proxy. To indirectly utilize the knowledge extracted from the retain data, we leverage KD and use the FL global model as the teacher, which serves as a proxy for the data we cannot access.

Inducing forgetting via KD is typically achieved using an incompetent or random teacher. The underlying assumption of using a random or incompetent teacher is that the unlearned model should be indifferent to the forgetting data, producing non-informative predictions when presented with such data. However, this assumption often does not hold true in practice. It is common that the retrained model still produces informative predictions on forgetting data, which the retrained model have never seen during training, demonstrating its ability to generalize. This is evident from the results of our experiments in a centralized setting. In Appendix Table 8, for the *rocket* case, we note that the retrained model is not able to classify rockets as *vehicles 2* (rockets’ super-class). This is because rockets are very diverse from the other images in the same super-class (*lawn-mower, streetcar, tank, tractor*). On the other hand, for the *baby* case (Appendix Table 5) we have that the retrained model is able to generalize on the test images of babies even though it has never seen a baby once in the training set. This is because the super-class people contains classes of images (*boy, girl, man, woman*) which share features with the baby images. Therefore, when considering a retrained model as the gold standard for the performance of the unlearned model, the unlearned model should not produce suspiciously random predictions on forgetting data in circumstances where it should be able to generalize instead. In our example above, even though the unlearned model should have forgotten about *babies*, it should still be inclined to correctly identify their super-class. Consequently, using a random or incompetent teacher is not ideal, and we investigate possibly better teachers to induce forgetting while preserving generalization performance.

## Infrastructure and Libraries

We run all the experiments on a machine with Ubuntu 22.04, equipped with 64 GB of RAM and one NVIDIA RTX A5000 as GPU (32GB memory). We developed the code with Python and with Python libraries; in our code repository, we provide the instructions to exactly reproduce our Python environment.

## Hyperparameter Tuning and Pre-processing

**Centralized settings.** For the baseline from (Chundawat et al. 2023) we used the hyperparameters from the original paper. For FedQUIT (all variants) we used the Adam optimizer with learning rate of  $5e-4$  (tuned in  $[1e-1, 1e-2, 1e-3, 5e-4, 1e-4, 1e-5]$ ).

**Federated settings.** For regular FL training, we used SGD as local optimizer with learning rate of  $1e-1$  and per-round exponential learning rate decay of 0.998, for both CIFAR-10 and CIFAR-100. We set the local batch size to 32. As server side optimizer, we used SGD with learning rate set to 1.

For all the unlearning algorithms in FL settings, we used the Adam optimizer with learning rate tuned in  $[1e-1, 1e-2, 1e-3, 5e-4, 1e-4, 1e-5]$ . We run either a single epoch or 20 epochs with early stopping and 3 epochs of patience. We set the batch size to 32. We either trained all the layers or just the classification head. We selected a learning rate of  $1e-4$  and  $1e-5$  respectively for the experiments on CIFAR-10 and CIFAR-100, for all our methods. In all experiments, we set  $\tau = 1$ .

**Pre-processing.** For CIFAR-10 and CIFAR-100 federated datasets, we pre-processed the training images with random crop, horizontal flip and normalization layers.

sea	Retain Data	Adjacent Data	Forget Data	MIA
Original	85.19	91.75	95.00	97.40
Retrain	85.13 $\pm_0(0)$	85.33 $\pm_0(0)$	83 $\pm_0(0)$	63.4 $\pm_0(0)$
FedQUIT-Incompetent	83.98 $\pm_{0.28}(-1.14)$	87.93 $\pm_{0.76}(2.6)$	84.67 $\pm_{1.15}(1.67)$	77.33 $\pm_{1.5}(13.93)$
FedQUIT-Logit <sub>zero</sub>	84.96 $\pm_{0.2}(-0.17)$	91.1 $\pm_{1.4}(5.77)$	85.67 $\pm_{3.21}(2.67)$	63.33 $\pm_{4.15}(-0.07)$
FedQUIT-Softmax <sub>1/C</sub>	84.06 $\pm_{0.45}(-1.07)$	87.83 $\pm_{3.1}(2.5)$	85.33 $\pm_{1.15}(2.33)$	77.07 $\pm_{5.1}(13.67)$
Chundawat et al.	84.31 $\pm_{0.57}(-0.82)$	89.72 $\pm_{1.01}(4.39)$	91 $\pm_3(8)$	84.2 $\pm_{4.08}(20.8)$

mushroom	Retain Data	Adjacent Data	Forget Data	MIA
Original	85.80	92.93	79.00	95.80
Retrain	85.75 $\pm_0(0)$	91.34 $\pm_0(0)$	1 $\pm_0(0)$	2.2 $\pm_0(0)$
FedQUIT-Incompetent	83.4 $\pm_{0.74}(-2.35)$	90.62 $\pm_{2.61}(-0.72)$	7.33 $\pm_{3.06}(6.33)$	7.4 $\pm_{1.22}(5.2)$
FedQUIT-Logit <sub>zero</sub>	85.07 $\pm_{0.22}(-0.67)$	88.87 $\pm_{2.98}(-2.47)$	7 $\pm_{1.73}(6)$	2.73 $\pm_{0.12}(0.53)$
FedQUIT-Softmax <sub>1/C</sub>	83.51 $\pm_{0.68}(-2.23)$	87.91 $\pm_{5.75}(-3.43)$	5 $\pm_1(4)$	4 $\pm_{0.35}(1.8)$
Chundawat et al.	84.29 $\pm_{0.36}(-1.46)$	91.21 $\pm_{3.2}(-0.13)$	31 $\pm_{14.73}(30)$	12.93 $\pm_{10.25}(10.73)$

Table 4: CIFAR-Super20 results when unlearning *sea* and *mushroom* sub-classes.

baby	Epochs	Retain Data	Adjacent Data	Forget Data	MIA
Original		85.68	94.92	91.00	98.80
Retrain		85.92 $\pm_0(0)$	93.64 $\pm_0(0)$	82 $\pm_0(0)$	73.6 $\pm_0(0)$
Incompetent	0	4.73 $\pm_{0.7}(-81.19)$	0 $\pm_0(-93.64)$	0 $\pm_0(-82)$	0.07 $\pm_{0.12}(-73.53)$
	1	83.01 $\pm_{0.57}(-2.92)$	84.7 $\pm_{4.55}(-8.94)$	71.33 $\pm_{5.86}(-10.67)$	69 $\pm_{5.13}(-4.6)$
	2	84.54 $\pm_{0.4}(-1.38)$	92.61 $\pm_{0.89}(-1.03)$	84.33 $\pm_{2.08}(2.33)$	77.73 $\pm_{1.6}(4.13)$
	3	84.78 $\pm_{0.34}(-1.15)$	94.38 $\pm_{2.21}(0.74)$	84 $\pm_7(2)$	82.27 $\pm_{4.09}(8.67)$
Logit	0	26.41 $\pm_{1.66}(-59.52)$	61.03 $\pm_{8.3}(-32.61)$	59.33 $\pm_{5.69}(-22.67)$	67.33 $\pm_{3.04}(-6.27)$
	1	85.01 $\pm_{0.23}(-0.92)$	88.83 $\pm_{4.07}(-4.81)$	80.33 $\pm_{4.04}(-1.67)$	67 $\pm_{6.22}(-6.6)$
	2	84.87 $\pm_{0.17}(-1.05)$	94 $\pm_{0.59}(0.36)$	84 $\pm_2(2)$	64.67 $\pm_{1.86}(-8.93)$
	3	84.76 $\pm_{0.23}(-1.17)$	90.6 $\pm_{0.7}(-3.05)$	80.67 $\pm_{0.58}(-1.33)$	64.6 $\pm_{2.43}(-9)$
Softmax	0	5.92 $\pm_{8.67}(-80.0)$	14.84 $\pm_{27.71}(-78.8)$	1 $\pm_{0.12}(-81)$	0.08 $\pm_{49.17}(66.07)$
	1	82.88 $\pm_{0.49}(-3.05)$	89.58 $\pm_1(-4.07)$	79.33 $\pm_{0.58}(-2.67)$	74.93 $\pm_{3.56}(1.33)$
	2	85.29 $\pm_{0.41}(-0.63)$	92.8 $\pm_{1.45}(-0.84)$	87.67 $\pm_{1.53}(5.67)$	81.73 $\pm_{3.29}(8.13)$
	3	85.27 $\pm_{0.12}(-0.66)$	90.76 $\pm_{1.59}(-2.89)$	83.67 $\pm_{1.15}(1.67)$	80.07 $\pm_{3.41}(6.47)$
Chundawat et al.	0	84.19 $\pm_{0.08}(-1.74)$	91.07 $\pm_{1.28}(-2.57)$	78 $\pm_{1.73}(-4)$	0.2 $\pm_{0.35}(-73.4)$
	1	84.4 $\pm_{0.3}(-1.53)$	91.24 $\pm_{0.62}(-2.4)$	82 $\pm_2(0)$	77.67 $\pm_{3.21}(4.07)$
	2	84.55 $\pm_{0.13}(-1.37)$	91.11 $\pm_{1.57}(-2.53)$	86.67 $\pm_{4.04}(4.67)$	85.07 $\pm_{2.64}(11.47)$
	3	84.03 $\pm_{0.93}(-1.89)$	93.85 $\pm_{2.98}(0.21)$	87.67 $\pm_{6.43}(5.67)$	88.53 $\pm_{5.71}(14.93)$

Table 5: CIFAR-Super20 extended results when unlearning *baby* sub-classes. In particular, the table reports the performance immediately after unlearning (after 0 epochs) and after 1, 2, 3 epochs.

sea	Epochs	Retain Data	Adjacent Data	Forget Data	MIA
Original		85.19	91.75	95.00	97.40
Retrain		85.13 $\pm$ 0(0)	85.33 $\pm$ 0(0)	83 $\pm$ 0(0)	63.4 $\pm$ 0(0)
Incompetent	0	4.81 $\pm$ 0.49(-80.31)	0.33 $\pm$ 0.56(-85)	0.67 $\pm$ 1.15(-82.33)	66.2 $\pm$ 57.33(2.8)
	1	83.98 $\pm$ 0.28(-1.14)	87.93 $\pm$ 0.76(2.6)	84.67 $\pm$ 1.15(1.67)	77.33 $\pm$ 1.5(13.93)
	2	85.13 $\pm$ 0.12(0)	90.17 $\pm$ 0.49(4.84)	90 $\pm$ 2(7)	76.8 $\pm$ 7.03(13.4)
	3	84.65 $\pm$ 0.3(-0.48)	86.94 $\pm$ 0.73(1.61)	89.67 $\pm$ 0.58(6.67)	82.07 $\pm$ 1.55(18.67)
Logit	0	13.79 $\pm$ 0.6(-71.34)	8.8 $\pm$ 4.25(-76.53)	7 $\pm$ 2(-76)	12.8 $\pm$ 7.74(-50.6)
	1	84.96 $\pm$ 0.2(-0.17)	91.1 $\pm$ 1.4(5.77)	85.67 $\pm$ 3.21(2.67)	63.33 $\pm$ 4.15(-0.07)
	2	84.84 $\pm$ 0.11(-0.29)	90.57 $\pm$ 1.65(5.24)	86 $\pm$ 1.73(3)	65.8 $\pm$ 1.64(2.4)
	3	84.79 $\pm$ 0.26(-0.34)	88.87 $\pm$ 2.19(3.54)	86 $\pm$ 5.29(3)	66.2 $\pm$ 7.2(2.8)
Softmax	0	6.16 $\pm$ 0.81(-78.97)	0.25 $\pm$ 0.43(-85.08)	0.33 $\pm$ 0.58(-82.67)	0 $\pm$ 0(-63.4)
	1	84.06 $\pm$ 0.45(-1.07)	87.83 $\pm$ 3.1(2.5)	85.33 $\pm$ 1.15(2.33)	77.07 $\pm$ 5.1(13.67)
	2	85.22 $\pm$ 0.44(0.09)	89.55 $\pm$ 0.27(4.22)	85.67 $\pm$ 4.16(2.67)	72.6 $\pm$ 2.09(9.2)
	3	85.06 $\pm$ 0.47(-0.07)	89.34 $\pm$ 0.75(4.01)	88 $\pm$ 4.58(5)	78.67 $\pm$ 4.03(15.27)
Chundawat et al.	0	84.83 $\pm$ 0.09(-0.3)	89.58 $\pm$ 3.1(4.25)	79 $\pm$ 2(-4)	0 $\pm$ 0(-63.4)
	1	84.31 $\pm$ 0.57(-0.82)	89.72 $\pm$ 1.01(4.39)	91 $\pm$ 3(8)	84.2 $\pm$ 4.08(20.8)
	2	83.67 $\pm$ 0.51(-1.45)	89.72 $\pm$ 1.74(4.39)	90.33 $\pm$ 1.53(7.33)	89 $\pm$ 2.16(25.6)
	3	84.54 $\pm$ 0.26(-0.58)	87.5 $\pm$ 2.02(2.17)	89.33 $\pm$ 4.16(6.33)	82.33 $\pm$ 6.83(18.93)

Table 6: CIFAR-Super20 extended results when unlearning *sea* sub-classes.

lamp	Epochs	Retain Data	Adjacent Data	Forget Data	MIA
Original		85.03	86.11	78.00	88.60
Retrain		84.93 $\pm$ 0(0)	90.76 $\pm$ 0(0)	15 $\pm$ 0(0)	8.2 $\pm$ 0(0)
Incompetent	0	4.62 $\pm$ 0.43(-80.32)	31.42 $\pm$ 54.41(-59.34)	32.67 $\pm$ 56.58(17.67)	32.53 $\pm$ 55.14(24.33)
	1	82.73 $\pm$ 0.43(-2.21)	84.5 $\pm$ 2.62(-6.26)	13.67 $\pm$ 3.79(-1.33)	10.67 $\pm$ 3.26(2.47)
	2	85.04 $\pm$ 0.2(0.11)	84.87 $\pm$ 0.6(-5.89)	17 $\pm$ 6.08(2)	8 $\pm$ 2.23(-0.2)
	3	84.93 $\pm$ 0.32(0)	87.85 $\pm$ 2.02(-2.91)	21.33 $\pm$ 4.51(6.33)	12.13 $\pm$ 0.64(3.93)
Logit	0	30.33 $\pm$ 1.43(-54.61)	10.45 $\pm$ 3.32(-80.31)	7.33 $\pm$ 0.58(-7.67)	17.73 $\pm$ 5.06(9.53)
	1	85.07 $\pm$ 0.32(0.14)	87.64 $\pm$ 4.21(-3.12)	18 $\pm$ 10.54(3)	8.13 $\pm$ 4.39(-0.07)
	2	85.48 $\pm$ 0.27(0.54)	89.61 $\pm$ 1.69(-1.15)	28.33 $\pm$ 12.01(13.33)	12.6 $\pm$ 4.78(4.4)
	3	85.02 $\pm$ 0.48(0.08)	87.63 $\pm$ 2.71(-3.13)	25 $\pm$ 4(10)	12.33 $\pm$ 0.83(4.13)
Softmax	0	7.47 $\pm$ 0.59(-77.47)	6.26 $\pm$ 5.37(-84.5)	1.67 $\pm$ 1.53(-13.33)	1.33 $\pm$ 1.53(-6.87)
	1	81.53 $\pm$ 0.34(-3.41)	83.87 $\pm$ 0.52(-6.89)	17 $\pm$ 2(2)	11.4 $\pm$ 3.54(3.2)
	2	84.97 $\pm$ 0.36(0.03)	88.03 $\pm$ 2.69(-2.73)	21 $\pm$ 5.29(6)	10.6 $\pm$ 3.86(2.4)
	3	85.15 $\pm$ 0.3(0.22)	90.84 $\pm$ 1.49(0.09)	24 $\pm$ 11.14(9)	15.13 $\pm$ 5.43(6.93)
Chundawat et al.	0	84.8 $\pm$ 0.22(-0.13)	88.55 $\pm$ 3.5(-2.21)	11.67 $\pm$ 4.16(-3.33)	0.13 $\pm$ 0.23(-8.07)
	1	84.62 $\pm$ 0.32(-0.32)	89.52 $\pm$ 3.06(-1.24)	49 $\pm$ 3(34)	26.93 $\pm$ 4.41(18.73)
	2	84.93 $\pm$ 0.14(0)	90.36 $\pm$ 1.04(-0.4)	50.67 $\pm$ 5.13(35.67)	37.47 $\pm$ 4.69(29.27)
	3	84.96 $\pm$ 0.31(0.03)	88.58 $\pm$ 1.47(-2.18)	45.33 $\pm$ 13.2(30.33)	32 $\pm$ 9.82(23.8)

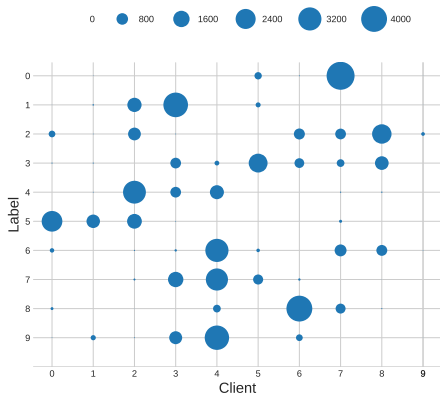
Table 7: CIFAR-Super20 extended results when unlearning *lamp* sub-class.

rocket	Epochs	Retain Data	Adjacent Data	Forget Data	MIA
Original		85.57	91.04	92.00	99.40
Retrain		85.39 $\pm 0(0)$	81.4 $\pm 0(0)$	3 $\pm 0(0)$	0.8 $\pm 0(0)$
Incompetent	0	5.3 $\pm 1.17(-80.09)$	0 $\pm 0(-81.4)$	0 $\pm 0(-3)$	33.33 $\pm 57.74(32.53)$
	1	84.16 $\pm 0.68(-1.23)$	86.46 $\pm 2.01(5.06)$	3 $\pm 1.73(0)$	1.67 $\pm 0.46(0.87)$
	2	85.17 $\pm 0.11(-0.22)$	86.7 $\pm 4.43(5.3)$	5.67 $\pm 3.51(2.67)$	2 $\pm 1.31(1.2)$
	3	84.94 $\pm 0.39(-0.45)$	87.01 $\pm 2.81(5.61)$	4.33 $\pm 2.31(1.33)$	2.33 $\pm 1.4(1.53)$
Logit	0	27.48 $\pm 0.51(-57.9)$	47.52 $\pm 7.05(-33.88)$	24 $\pm 2(21)$	17.8 $\pm 14.08(17)$
	1	85.16 $\pm 0.08(-0.23)$	85.22 $\pm 4.72(3.82)$	7 $\pm 2(4)$	1.07 $\pm 0.58(0.27)$
	2	84.8 $\pm 0.2(-0.59)$	83.15 $\pm 4.49(1.74)$	7.67 $\pm 2.52(4.67)$	3.07 $\pm 1.89(2.27)$
	3	85.01 $\pm 0.29(-0.38)$	84.56 $\pm 3.92(3.16)$	9.33 $\pm 1.53(6.33)$	3.27 $\pm 1.22(2.47)$
Softmax	0	6.37 $\pm 0.29(-79.02)$	2.03 $\pm 1.75(-79.37)$	1 $\pm 1(-2)$	10.87 $\pm 9.1(10.07)$
	1	84.15 $\pm 0.18(-1.23)$	86.19 $\pm 0.21(4.79)$	4.33 $\pm 0.58(1.33)$	1.53 $\pm 1.79(0.73)$
	2	85.4 $\pm 0.46(0.01)$	83.08 $\pm 5.32(1.68)$	4.67 $\pm 1.15(1.67)$	2.07 $\pm 1.01(1.27)$
	3	84.89 $\pm 0.38(-0.5)$	85.09 $\pm 2.95(3.69)$	6.67 $\pm 0.58(3.67)$	3.27 $\pm 0.99(2.47)$
Chundawat et al.	0	84.59 $\pm 0.32(-0.8)$	83.46 $\pm 3.29(2.05)$	4.67 $\pm 5.51(1.67)$	0.07 $\pm 0.12(-0.73)$
	1	84.9 $\pm 0.11(-0.48)$	81.94 $\pm 1.77(0.54)$	25.33 $\pm 7.02(22.33)$	6.47 $\pm 3.8(5.67)$
	2	84.78 $\pm 0.24(-0.6)$	83.04 $\pm 7.55(1.64)$	31 $\pm 7.81(28)$	13.6 $\pm 5.57(12.8)$
	3	84.91 $\pm 0.26(-0.48)$	84.71 $\pm 2.68(3.31)$	24 $\pm 5(21)$	9.87 $\pm 3.5(9.07)$

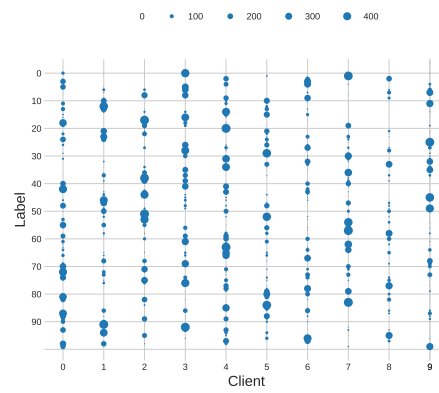
Table 8: CIFAR-Super20 extended results when unlearning *rocket* sub-class.

mushroom	Epochs	Retain Data	Adjacent Data	Forget Data	MIA
Original		85.80	92.93	79.00	95.80
Retrain		85.75 $\pm 0(0)$	91.34 $\pm 0(0)$	1 $\pm 0(0)$	2.2 $\pm 0(0)$
Incompetent	0	4.51 $\pm 1.19(-81.24)$	6.12 $\pm 10.6(-85.22)$	0.67 $\pm 1.15(-0.33)$	99.93 $\pm 0.12(97.73)$
	1	83.4 $\pm 0.74(-2.35)$	90.62 $\pm 2.61(-0.72)$	7.33 $\pm 3.06(6.33)$	7.4 $\pm 1.22(5.2)$
	2	85.6 $\pm 0.18(-0.15)$	91.62 $\pm 1.96(0.28)$	10.67 $\pm 5.51(9.67)$	6.33 $\pm 1.36(4.13)$
	3	85.09 $\pm 0.5(-0.65)$	95.17 $\pm 0.6(3.83)$	18.67 $\pm 2.52(17.67)$	12.47 $\pm 2.7(10.27)$
Logit	0	27.28 $\pm 2.45(-58.47)$	46.49 $\pm 11.38(-44.85)$	41.33 $\pm 4.51(40.33)$	52.07 $\pm 6.8(49.87)$
	1	85.07 $\pm 0.22(-0.67)$	88.87 $\pm 2.98(-2.47)$	7 $\pm 1.73(6)$	2.73 $\pm 0.12(0.53)$
	2	85.05 $\pm 0.38(-0.7)$	93.11 $\pm 1.22(1.77)$	18.67 $\pm 4.16(17.67)$	6.93 $\pm 1.33(4.73)$
	3	84.88 $\pm 0.4(-0.86)$	92.89 $\pm 1.18(1.55)$	13 $\pm 4.36(12)$	7.13 $\pm 0.5(4.93)$
Softmax	0	4.97 $\pm 0.83(-80.78)$	31.94 $\pm 55.32(-59.4)$	33.67 $\pm 57.45(32.67)$	66 $\pm 57.17(63.8)$
	1	83.51 $\pm 0.68(-2.23)$	87.91 $\pm 5.75(-3.43)$	5 $\pm 1(4)$	4 $\pm 0.35(1.8)$
	2	85.18 $\pm 0.25(-0.57)$	89.38 $\pm 2.84(-1.96)$	10 $\pm 5.2(9)$	5.13 $\pm 2.84(2.93)$
	3	84.89 $\pm 0.17(-0.86)$	94.41 $\pm 0.77(3.07)$	19.33 $\pm 4.16(18.33)$	9.4 $\pm 1.91(7.2)$
Chundawat et al.	0	84.7 $\pm 0.46(-1.04)$	88.94 $\pm 2.82(-2.4)$	3.67 $\pm 1.53(2.67)$	0 $\pm 0(-2.2)$
	1	84.29 $\pm 0.36(-1.46)$	91.21 $\pm 3.2(-0.13)$	31 $\pm 14.73(30)$	12.93 $\pm 10.25(10.73)$
	2	84.66 $\pm 0.11(-1.09)$	90.6 $\pm 3.51(-0.74)$	31.67 $\pm 12.1(30.67)$	15.27 $\pm 9.26(13.07)$
	3	84.81 $\pm 0.27(-0.93)$	91.33 $\pm 3(-0.01)$	24 $\pm 3(23)$	10.53 $\pm 2.14(8.33)$

Table 9: CIFAR-Super20 extended results when unlearning *mushroom* sub-class.



(a) CIFAR-10.



(b) CIFAR-100.

Figure 4: Label distribution across clients (0-9) for CIFAR-10 and CIFAR-100 with  $\alpha = 0.1$ .

Client	Algorithm	Test Data	Forget Data
0	Original	51.96	65.12
	Retrained	50.88	30.98
	FedQUIT-Logits <sub>zero</sub>	43.07	1.39
	FedQUIT-Softmax <sub>1/C</sub>	43.64	12.37
	FedQUIT-Incompetent	15.48	15.42
1	Original	51.96	63.25
	Retrained	50.73	34.13
	FedQUIT-Logits <sub>zero</sub>	45.11	1.81
	FedQUIT-Softmax <sub>1/C</sub>	44.99	11.86
	FedQUIT-Incompetent	16.79	12.32
2	Original	51.96	64.62
	Retrained	52.00	36.94
	FedQUIT-Logits <sub>zero</sub>	42.50	1.18
	FedQUIT-Softmax <sub>1/C</sub>	43.40	15.05
	FedQUIT-Incompetent	15.88	9.45
3	Original	51.96	69.29
	Retrained	49.88	0.36
	FedQUIT-Logits <sub>zero</sub>	43.10	0.82
	FedQUIT-Softmax <sub>1/C</sub>	43.24	13.78
	FedQUIT-Incompetent	15.65	10.76
4	Original	49.26	30.06
	Retrained	51.96	71.77
	FedQUIT-Logits <sub>zero</sub>	40.87	1.17
	FedQUIT-Softmax <sub>1/C</sub>	40.97	13.02
	FedQUIT-Incompetent	13.95	10.55
5	Original	51.96	64.67
	Retrained	50.21	37.93
	FedQUIT-Logits <sub>zero</sub>	43.88	1.60
	FedQUIT-Softmax <sub>1/C</sub>	44.28	15.29
	FedQUIT-Incompetent	18.73	12.80
6	Original	51.96	53.96
	Retrained	53.29	33.11
	FedQUIT-Logits <sub>zero</sub>	45.64	1.16
	FedQUIT-Softmax <sub>1/C</sub>	46.25	13.42
	FedQUIT-Incompetent	17.78	13.14
7	Original	51.96	59.09
	Retrained	51.64	25.14
	FedQUIT-Logits <sub>zero</sub>	44.63	0.69
	FedQUIT-Softmax <sub>1/C</sub>	44.81	8.99
	FedQUIT-Incompetent	17.65	14.96
8	Original	52.80	40.41
	Retrained	51.96	55.65
	FedQUIT-Logits <sub>zero</sub>	44.78	1.24
	FedQUIT-Softmax <sub>1/C</sub>	44.56	10.37
	FedQUIT-Incompetent	21.97	13.72
9	Original	51.96	52.14
	Retrained	50.61	30.53
	FedQUIT-Logits <sub>zero</sub>	44.46	0.83
	FedQUIT-Softmax <sub>1/C</sub>	44.65	8.94
	FedQUIT-Incompetent	16.05	9.31

Table 10: Test accuracy and accuracy on client  $u$ 's train data just after the unlearning phase with CIFAR-100 ( $\alpha = 0.1$ , 10 total clients).

Client	Algorithm	Test Data	Forget Data
0	Original	60.85	57.62
	Retrained	58.77	7.72
	FedQUIT-Logits <sub>zero</sub>	46.15	0.63
	FedQUIT-Softmax <sub>1/C</sub>	48.43	1.66
	FedQUIT-Incompetent	24.36	9.52
1	Original	60.85	50.39
	Retrained	64.21	33.59
	FedQUIT-Logits <sub>zero</sub>	48.92	0.08
	FedQUIT-Softmax <sub>1/C</sub>	50.43	0.71
	FedQUIT-Incompetent	26.11	3.85
2	Original	60.85	66.69
	Retrained	58.66	32.28
	FedQUIT-Logits <sub>zero</sub>	41.70	0.27
	FedQUIT-Softmax <sub>1/C</sub>	41.00	1.67
	FedQUIT-Incompetent	22.32	13.19
3	Original	60.85	81.67
	Retrained	59.43	50.81
	FedQUIT-Logits <sub>zero</sub>	34.74	0.08
	FedQUIT-Softmax <sub>1/C</sub>	35.72	3.24
	FedQUIT-Incompetent	19.44	13.99
4	Original	60.85	68.44
	Retrained	55.19	48.74
	FedQUIT-Logits <sub>zero</sub>	35.86	0.40
	FedQUIT-Softmax <sub>1/C</sub>	36.75	1.14
	FedQUIT-Incompetent	15.17	11.11
5	Original	60.85	71.85
	Retrained	59.50	64.19
	FedQUIT-Logits <sub>zero</sub>	36.51	0.24
	FedQUIT-Softmax <sub>1/C</sub>	38.35	2.50
	FedQUIT-Incompetent	22.99	12.09
6	Original	60.85	89.50
	Retrained	64.06	66.42
	FedQUIT-Logits <sub>zero</sub>	39.08	0.09
	FedQUIT-Softmax <sub>1/C</sub>	40.41	0.64
	FedQUIT-Incompetent	22.38	18.77
7	Original	60.85	79.19
	Retrained	54.26	19.96
	FedQUIT-Logits <sub>zero</sub>	36.86	0.47
	FedQUIT-Softmax <sub>1/C</sub>	37.35	3.64
	FedQUIT-Incompetent	21.75	15.97
8	Original	60.85	83.12
	Retrained	61.00	48.07
	FedQUIT-Logits <sub>zero</sub>	45.55	1.54
	FedQUIT-Softmax <sub>1/C</sub>	45.89	7.66
	FedQUIT-Incompetent	26.18	18.61
9	Original	60.85	75.86
	Retrained	63.23	56.32
	FedQUIT-Logits <sub>zero</sub>	42.03	6.90
	FedQUIT-Softmax <sub>1/C</sub>	43.63	26.44
	FedQUIT-Incompetent	14.01	91.95

Table 11: Test accuracy and accuracy on client  $u$ 's train data just after the unlearning phase with CIFAR-10 ( $\alpha = 0.1$ , 10 total clients).

CID	Algorithm	R	Test Acc.	Forget Acc.	MIA			
0	Original		51.97	65.12	77.06			
	Retrained		50.88	0.00	30.98	41.18	0.00	
	FedQUIT-Incompetent	1	52.14	1.26	54.69	23.71	67.23	26.05
	FedQUIT-Logits <sub>zero</sub>	3	50.90	0.02	27.93	-3.05	43.35	2.18
	FedQUIT-Logits <sub>min</sub>	4	50.98	0.10	31.45	0.47	46.18	5.01
	FedQUIT-Softmax <sub>1/C</sub>	3	51.98	1.10	37.86	6.88	52.65	11.47
	FedQUIT-Softmax <sub>zero</sub>	2	51.05	0.17	35.72	4.74	47.81	6.63
1	Original		51.97	63.25	77.59			
	Retrained		50.74	0.00	34.13	0.00	45.06	0.00
	FedQUIT-Incompetent	1	52.04	1.30	51.18	17.05	65.98	20.92
	FedQUIT-Logits <sub>zero</sub>	4	50.94	0.20	30.78	-3.34	48.80	3.74
	FedQUIT-Logits <sub>min</sub>	3	50.99	0.25	41.74	7.61	49.33	4.27
	FedQUIT-Softmax <sub>1/C</sub>	3	52.08	1.34	40.60	6.48	56.06	11.00
	FedQUIT-Softmax <sub>zero</sub>	2	51.41	0.67	38.18	4.06	52.42	7.36
2	Original		51.97	64.62	76.12			
	Retrained		52.00	0.00	36.94	0.00	45.08	0.00
	FedQUIT-Incompetent	6	52.38	0.38	47.74	10.81	52.26	7.18
	FedQUIT-Logits <sub>zero</sub>	5	52.26	0.26	36.29	-0.64	47.00	1.92
	FedQUIT-Logits <sub>min</sub>	8	52.28	0.28	37.36	0.43	47.51	2.42
	FedQUIT-Softmax <sub>1/C</sub>	6	52.50	0.50	42.13	5.20	52.61	7.53
	FedQUIT-Softmax <sub>zero</sub>	10	52.15	0.15	42.37	5.43	51.04	5.96
3	Original		51.97	69.29	82.54			
	FedQUIT-Incompetent	1	51.87	1.99	59.62	23.65	72.85	26.60
	FedQUIT-Logits <sub>zero</sub>	2	50.93	1.05	37.04	1.07	49.31	3.06
	FedQUIT-Logits <sub>min</sub>	3	50.78	0.90	34.26	-1.71	49.33	3.08
	FedQUIT-Softmax <sub>1/C</sub>	2	50.39	0.51	45.40	9.43	59.62	13.37
	FedQUIT-Softmax <sub>zero</sub>	2	51.06	1.18	45.32	9.35	59.50	13.25
	4	Original		51.97	71.77	83.14		
Retrained			49.27	0.00	30.06	0.00	39.30	0.00
FedQUIT-Incompetent		1	51.55	2.28	62.22	32.16	73.81	34.51
FedQUIT-Logits <sub>zero</sub>		3	51.05	1.78	36.35	6.29	48.82	9.52
FedQUIT-Logits <sub>min</sub>		3	49.85	0.58	33.88	3.82	47.88	8.58
FedQUIT-Softmax <sub>1/C</sub>		2	49.80	0.53	44.04	13.99	56.37	17.07
FedQUIT-Softmax <sub>zero</sub>		2	50.39	1.12	43.48	13.42	55.76	16.46
5	Original		51.97	64.67	76.09			
	Retrained		50.22	0.00	37.93	0.00	51.35	0.00
	FedQUIT-Incompetent	1	51.69	1.47	53.74	15.81	66.90	15.55
	FedQUIT-Logits <sub>zero</sub>	3	50.83	0.61	36.00	-1.93	54.86	3.51
	FedQUIT-Logits <sub>min</sub>	2	50.31	0.09	29.17	-8.75	48.80	-2.56
	FedQUIT-Softmax <sub>1/C</sub>	1	50.31	0.09	36.99	-0.93	52.20	0.84
	FedQUIT-Softmax <sub>zero</sub>	3	50.28	0.06	39.81	1.88	54.65	3.29
6	Original		51.97	53.96	62.33			
	Retrained		53.29	0.00	33.11	0.00	41.41	0.00
	FedQUIT-Incompetent	10	53.34	0.05	44.36	11.25	52.42	11.01
	FedQUIT-Logits <sub>zero</sub>	10	53.40	0.11	32.73	-0.38	43.11	1.70
	FedQUIT-Logits <sub>min</sub>	11	53.44	0.05	33.85	0.73	43.71	2.30
	FedQUIT-Softmax <sub>1/C</sub>	10	53.50	0.21	36.89	3.78	46.18	4.77
	FedQUIT-Softmax <sub>zero</sub>	12	53.33	0.04	36.54	3.43	44.10	2.69
7	Original		51.97	59.09	73.10			
	Retrained		51.64	0.00	25.14	0.00	36.05	0.00
	FedQUIT-Incompetent	3	51.73	0.09	42.10	16.96	54.59	18.55
	FedQUIT-Logits <sub>zero</sub>	8	52.15	0.51	30.48	5.34	45.41	9.36
	FedQUIT-Logits <sub>min</sub>	9	51.72	0.08	31.35	6.21	46.44	10.39
	FedQUIT-Softmax <sub>1/C</sub>	8	51.77	0.13	33.06	7.92	46.18	10.13
	FedQUIT-Softmax <sub>zero</sub>	9	51.98	0.34	33.67	8.53	45.72	9.68
8	Original		51.97	55.65	68.23			
	Retrained		52.80	0.00	40.41	0.00	53.96	0.00
	FedQUIT-Incompetent	3	53.34	0.54	49.53	9.13	62.25	8.30
	FedQUIT-Logits <sub>zero</sub>	7	52.85	0.05	38.89	-1.52	55.34	1.38
	FedQUIT-Logits <sub>min</sub>	8	52.94	0.14	41.03	0.62	56.03	2.07
	FedQUIT-Softmax <sub>1/C</sub>	7	52.87	0.07	44.04	3.63	59.73	5.77
	FedQUIT-Softmax <sub>zero</sub>	9	53.25	0.45	43.48	3.08	57.69	3.73
9	Original		51.97	52.14	67.03			
	Retrained		50.61	0.00	30.53	0.00	41.49	0.00
	FedQUIT-Incompetent	1	51.72	1.11	43.99	13.46	56.78	15.29
	FedQUIT-Logits <sub>zero</sub>	4	51.94	1.33	27.69	-2.83	41.26	-0.23
	FedQUIT-Logits <sub>min</sub>	3	50.83	0.22	26.98	-3.54	40.65	-0.83
	FedQUIT-Softmax <sub>1/C</sub>	2	50.81	0.20	32.01	1.48	45.01	3.52
	FedQUIT-Softmax <sub>zero</sub>	2	51.81	1.20	32.09	1.56	44.32	2.83

Table 12: CIFAR-100.

CID	Algorithm	R	Test Acc.	Forget Acc.	MIA			
0	Original		60.85	57.62	52.96			
	Retrained		58.77	0.00	7.72	0.00		
	FedQUIT-Logits <sub>zero</sub>	2	59.19	0.42	9.05	1.33	8.36	0.83
	FedQUIT-Softmax <sub>1/C</sub>	2	59.99	1.22	11.19	3.46	9.35	1.83
	FedQUIT-Incompetent	2	59.50	0.73	12.35	4.63	10.95	3.43
1	Original		60.85	50.39	0.00	49.92		
	Retrained		64.22	0.00	33.59	0.00	27.55	0.00
	FedQUIT-Logits <sub>zero</sub>	12	64.45	0.23	30.00	-3.59	24.00	-3.55
	FedQUIT-Softmax <sub>1/C</sub>	10	64.22	0.00	30.85	-2.75	26.14	-1.41
	FedQUIT-Incompetent	13	64.41	0.19	31.00	-2.59	32.55	5.00
2	Original		60.85	66.69	0.00	66.38		
	Retrained		58.66	0.00	32.28	0.00	28.38	0.00
	FedQUIT-Logits <sub>zero</sub>	3	58.74	0.08	39.50	7.21	38.37	9.98
	FedQUIT-Softmax <sub>1/C</sub>	2	58.82	0.16	41.89	9.61	39.36	10.98
	FedQUIT-Incompetent	3	58.66	0.00	49.90	17.62	46.38	17.99
3	Original		60.85	81.67	0.00	81.81		
	Retrained		59.44	0.00	50.82	0.00	43.54	0.00
	FedQUIT-Logits <sub>zero</sub>	2	61.57	2.13	62.51	11.69	41.08	-2.46
	FedQUIT-Softmax <sub>1/C</sub>	1	59.52	0.08	67.52	16.70	53.34	9.80
	FedQUIT-Incompetent	3	60.77	1.33	72.68	21.86	69.68	26.14
4	Original		60.85	68.44	0.00	67.90		
	Retrained		55.19	0.00	48.74	0.00	49.95	0.00
	FedQUIT-Logits <sub>zero</sub>	1	56.83	1.64	45.68	-3.06	43.11	-6.83
	FedQUIT-Softmax <sub>1/C</sub>	1	55.26	0.07	53.66	4.92	44.42	-5.52
	FedQUIT-Incompetent	2	58.82	3.63	68.15	19.41	72.78	22.84
5	Original		60.85	71.86	0.00	71.15		
	Retrained		59.50	0.00	64.19	0.00	63.74	0.00
	FedQUIT-Logits <sub>zero</sub>	3	60.22	0.72	63.25	-0.95	57.72	-6.01
	FedQUIT-Softmax <sub>1/C</sub>	2	61.44	1.94	66.61	2.41	60.99	-2.75
	FedQUIT-Incompetent	2	59.51	0.01	61.90	-2.29	55.74	-8.00
6	Original		60.85	89.50	0.00	90.52		
	Retrained		64.06	0.00	66.42	0.00	61.47	0.00
	FedQUIT-Logits <sub>zero</sub>	10	64.67	0.61	65.96	-0.46	62.10	0.63
	FedQUIT-Softmax <sub>1/C</sub>	12	64.13	0.07	67.01	0.59	61.38	-0.09
	FedQUIT-Incompetent	12	64.15	0.09	75.31	8.89	71.84	10.37
7	Original		60.85	79.20	0.00	79.39		
	Retrained		54.27	0.00	19.97	0.00	20.44	0.00
	FedQUIT-Logits <sub>zero</sub>	3	54.60	0.33	22.41	2.44	24.39	3.95
	FedQUIT-Softmax <sub>1/C</sub>	2	55.47	1.20	24.71	4.74	23.21	2.77
	FedQUIT-Incompetent	3	55.24	0.97	28.61	8.64	27.27	6.83
8	Original		60.85	83.12	0.00	82.54		
	Retrained		61.01	0.00	48.07	0.00	46.98	0.00
	FedQUIT-Logits <sub>zero</sub>	2	61.33	0.32	53.80	5.73	50.61	3.63
	FedQUIT-Softmax <sub>1/C</sub>	3	61.16	0.15	57.51	9.44	55.34	8.37
	FedQUIT-Incompetent	9	62.20	1.19	59.32	11.24	55.93	8.95
9	Original		60.85	75.86	0.00	75.86		
	Retrained		63.24	0.00	56.32	0.00	51.72	0.00
	FedQUIT-Logits <sub>zero</sub>	10	63.93	-0.69	38.74	-17.59	33.44	-18.29
	FedQUIT-Softmax <sub>1/C</sub>	10	64.00	0.76	39.08	-17.24	32.18	-19.54
	FedQUIT-Incompetent	8	63.83	0.59	45.98	-10.34	44.83	44.26

Table 13: CIFAR-10. The results for the *logit*, *softmax*, *incompetent* algorithms are expressed as difference with the retrained model’s performances.