

Planning with OWL-DL Ontologies (Extended Version)

Tobias John^{a,*} and Patrick Koopmann^{b,**}

^aUniversity of Oslo, Gaustadalléen 23B, 0316 Oslo, Norway

^bVrije Universiteit Amsterdam, De Boelelaan 1105, 1081 HV Amsterdam, The Netherlands

ORCID (Tobias John): <https://orcid.org/0000-0001-5855-6632>, ORCID (Patrick Koopmann):

<https://orcid.org/0000-0001-5999-2583>

Abstract. We introduce ontology-mediated planning, in which planning problems are combined with an ontology. Our formalism differs from existing ones in that we focus on a strong separation of the formalisms for describing planning problems and ontologies, which are only loosely coupled by an interface. Moreover, we present a black-box algorithm that supports the full expressive power of OWL DL. This goes beyond what existing approaches combining automated planning with ontologies can do, which only support limited description logics such as DL-Lite and description logics that are Horn. Our main algorithm relies on rewritings of the ontology-mediated planning specifications into PDDL, so that existing planning systems can be used to solve them. The algorithm relies on justifications, which allows for a generic approach that is independent of the expressivity of the ontology language. However, dedicated optimizations for computing justifications need to be implemented to enable an efficient rewriting procedure. We evaluated our implementation on benchmark sets from several domains. The evaluation shows that our procedure works in practice and that tailoring the reasoning procedure has significant impact on the performance.

1 Introduction

Automated planning continues to play a central role in many application domains such as robotics. Systems for automated planning compute plans for a *planning domain* which defines a set of available actions that describe how states of the system can be modified. A *planning problem* then consists of an initial state, a domain of objects and a goal that needs to be reached, for which the planner computes a *plan* in the form of a sequence of actions that would lead from the initial state to a state satisfying the goal [11, 25].

Planning problems classically operate under a *closed world semantics*, meaning that the initial state and all states that the system can go through are represented as finite first-order interpretations, which requires a suitable abstraction of the real world. In more complex scenarios, this assumption is not realistic, as agents have only limited knowledge about the world, and need to reason over complex domains. Ontologies are a widely used formalism for describing complex domain knowledge under *open world semantics*. Here, we assume our knowledge of the world to be generally incomplete [4]. The ontology defines terminology and background knowledge relevant for the application scenario, which allows to infer new information from an incomplete description of the world. This also gives

further flexibility when specifying planning problems: for example, the available actions might depend on a configuration of the robot, whose abilities can be derived through the technical knowledge defined in the ontology.

Our first contribution is to propose *ontology-mediated planning specifications* as a new framework for linking planning problems with ontologies, inspired by ontology-mediated model checking [9]. The idea is to have an ontology describing static knowledge described in description logics (DL), the central formalism for specifying ontologies, together with a specification of a planning problem in PDDL, the classical language for specifying planning problems. These two are then linked together through an interface that specifies how to translate between PDDL and DL. Each state in the planning space has then two perspectives that we also distinguish syntactically: as ground atoms in PDDL and as DL axioms. By separating the two formalisms for planning and ontologies, existing formalizations can easily be integrated, and planning and ontology experts do not have to learn a new formalism. Moreover, we achieve a true *separation of concerns*, allowing to specify planning problems and domain knowledge relatively independently and in dedicated languages.

Ontology-mediated planning specifications (OMPSs) are strongly related to extended Knowledge Action Bases (eKABs) [14, 8], which extend classical DL knowledge bases with actions formulated over the DL signature. One syntactical difference between eKABs and ontology-mediated planning specifications is that there is an integration rather than a separation of concerns. Another difference is that eKABs allow to refer in both pre- and post-conditions of actions to objects outside of the domain. Existing techniques for planning with eKABs rely on the idea of *compilation schemes* that translate the actions in an eKAB into a PDDL planning domain, so that a PDDL planning system can be used out of the shelf. The compilation scheme introduced in [8] supports DLs of the DL-Lite family, while the compilation scheme introduced in [7] supports Horn-DLs. [7] also studies the limitations of such compilation schemes in general: for DLs such as Horn-*SROIQ*, under common complexity theoretic assumptions, no compilation scheme that increases the size of the planning domain at most polynomially exists. Moreover, since the approach relies on Datalog rewritings, it is not applicable to DLs that are not Datalog-rewritable, such as DLs beyond the Horn fragment. This means, in this approach, *disjunction*, unrestricted *negation* and *value restrictions*, as well as *cardinality restrictions* are not allowed. For instance, it is impossible to express in a Horn DL that a robot can carry at most five objects, since this would require a cardinality restriction that is not available in Horn logics.

* Email: tobiasjoh@ifi.uio.no

** Email: p.k.koopmann@vu.nl

Our second contribution is that we use a rewriting technique that is not restricted to Horn DLs, but can indeed be used for any DL which is supported by a reasoner, and thus in practice supports the full ontology language standard OWL DL via the reasoner HermiT [12]. Similar to existing approaches, our technique generates specifications in PDDL to be processed by an off-the-shelf planning system. However, we do not provide a compilation scheme, which would only consider the *domain* (i.e. set of actions) of the planning specification, but we also take the planning problem itself into account. In other words, we solve part of the planning problem while generating the rewritings, and our solution is not *problem-independent* anymore. Similar to the technique for ontology-mediated model checking in [9], we make this possible through the use of *justifications*, which are minimal consistent sets of axioms that can be computed with standard software using DL reasoners as blackbox [21]. However, additional efforts are needed as our domains are larger than the ones considered in [9]. We thus developed new algorithms for computing justifications that are optimized to the specific form of axiom sets that are relevant when rewriting ontology-mediated planning specifications into PDDL. An evaluation on planning instances from different domains shows that these optimizations are indeed crucial for making our technique practical, and on some problems even lead to comparable performances to those of existing planning techniques optimized for less expressive DLs.

The framework has been previously introduced in workshop papers [19, 18], while the optimizations to make it efficient in practice have not been presented before. Additional proofs and evaluation results can be found in the appendix.

Related Work. Our paper relates most to research into eKABs [14, 8, 7], and into ontology-mediated model checking, whose *ontology-mediated programs* have a similar structure to our ontology-mediated planning specifications [9]. All these approaches represent system states using sets of description logic axioms interpreted under the open-world semantics, on which actions can only operate by removing or adding statements. There is also another line of research that considers actions that instead directly operate on DL interpretations [2], leading to issues such as decidability of plan existence [35] and the ramification problem [26]. While [29] studies planning with such actions, there is to the best of our knowledge so far no practical system for planning with such actions.

There is also a relation to temporal DLs [28] and knowledge bases [3], which allow to specify changing states of a system directly through the DL. This has for instance been used in [34]. While there are even temporal DLs that consider branching time [13], the focus here is on describing possible sequences of states, and not on computing plans to achieve a specific goal.

Describing the behavior of a system and using an ontology to reflect on the state of it to gain more insight is also part of work on *semantically lifted states* [22]. This line of work is not focused on planning but on programming languages for digital twins. Another way of combining planning and ontologies is using ontologies as a modeling language to describe planning domains [1, 5, 24, 27].

2 Preliminaries

Planning Problems We consider the common syntax and semantics of PDDL planning problems introduced in [11, 25] and described in detail in [10], with the extension for derived predicates [16]. Let N_P be a set of *predicate names*, and let \mathcal{D} be a set of *constants*. A *state* \mathfrak{s} over \mathcal{D} is a finite set of ground atoms over N_P and \mathcal{D} , which we identify with the corresponding first-order interpretation.

We denote a special set $N_{P,D} \subseteq N_P$ of predicates called *derived predicates*. A *derivation rule* is of the form $r = p(\vec{x}) \leftarrow \phi(\vec{x})$, where \vec{x} is a vector of variables, $p \in N_{P,D}$, and $\phi(\vec{x})$ is a first-order formula with free variables \vec{x} in which derived predicates occur only positively. We call $p(\vec{x})$ the head and $\phi(\vec{x})$ the body of the rule. The result of applying such a rule on a state \mathfrak{s} is obtained by adding to \mathfrak{s} all $p(\vec{c})$ for which $\mathfrak{s} \models \phi(\vec{c})$, where \vec{c} is a vector of constants with the length of \vec{x} . Given a set \mathcal{D} of derivation rules and a state \mathfrak{s} , $\mathcal{D}(\mathfrak{s})$ denotes the result of applying the rules in \mathcal{D} until a fixpoint is reached.

An *action* is a tuple $\mathfrak{a} = \langle \vec{x}, \text{pre}, \text{eff} \rangle$ where \vec{x} is a vector of variables, pre is a first-order formula with free variables from \vec{x} , and $\text{eff} = \langle \text{add}, \text{del} \rangle$, where add and del are finite sets of atoms using only variables from \vec{x} and no derived predicates. We call pre the *precondition* of \mathfrak{a} , and eff the *effect*. If $\vec{x} = \langle \rangle$, \mathfrak{a} is called *ground*. An *instance of \mathfrak{a} under \mathcal{D}* is a ground action \mathfrak{a}' obtained by replacing all variables from \vec{x} by constants from \mathcal{D} . Let $\sigma : \vec{x} \mapsto \mathcal{D}$ be the function describing the replacement. A ground action is *applicable* on a state \mathfrak{s} if $\mathfrak{s} \models \sigma(\text{pre})$ (where \mathfrak{s} is treated as an interpretation), in which case the result of *applying \mathfrak{a} on \mathfrak{s}* is defined as $\mathfrak{s}(\mathfrak{a}) := (\mathfrak{s} \setminus \sigma(\text{del})) \cup \sigma(\text{add})$.

A *planning domain* is a tuple $\mathbf{D} = \{\mathcal{A}, \mathcal{D}\}$ of a set \mathcal{A} of actions and a set \mathcal{D} of derivation rules. A *planning problem* is a tuple $\mathbf{P} = \langle \mathcal{D}, \mathfrak{s}_0, \mathfrak{G} \rangle$ with \mathcal{D} a set of constants, \mathfrak{s}_0 a state over \mathcal{D} called the *initial state*, and \mathfrak{G} a first-order formula called *goal*. A *PDDL planning specification* is now a tuple $\mathbf{S} = \langle \mathbf{D}, \mathbf{P} \rangle$ of a planning domain \mathbf{D} and a planning problem \mathbf{P} . A *plan* for such a planning specification is a sequence of states $\mathfrak{s}_0 \dots \mathfrak{s}_n$ s.t. 1) \mathfrak{s}_0 is the initial state from \mathbf{P} , 2) for every i , $0 \leq i < n$, $\mathfrak{s}_{i+1} = \mathfrak{s}_i(\mathfrak{a})$, where \mathfrak{a} is an instance of an action from \mathcal{A} over \mathcal{D} that is applicable on $\mathcal{D}(\mathfrak{s}_i)$, and 3) $\mathfrak{s}_n \models \mathfrak{G}$, where \mathfrak{s}_n is treated as an interpretation.

Description Logics and Ontologies A DL ontology is a formalization of domain knowledge based on pair-wise disjoint, countably infinite sets N_C of *concept names* (unary predicates), N_R of *role names* (binary predicates) and N_I of *individual names* (constants), which are used to build complex expressions called *concepts* that describe sets of individuals. For the context of this paper, ontologies are sets of *axioms*, which either describe terminological knowledge (*TBox* axioms) by putting concepts into relation with each other (e.g. by saying that a concept name describes the same set of objects than a complex concept) or describe assertional knowledge (*ABox* axioms) by assigning concepts and role names to specific individuals. ABox axioms are of the forms $C(a)$, $r(a, b)$, $\neg r(a, b)$, $a = b$, $a \neq b$, where C is a concept, a, b are individual names, and r is a role name. Each (TBox or ABox) axiom can be translated into a sentence in first-order logic, so that we can define entailment between axioms and of axioms from ontologies based on this translation. Specifically, for an ontology \mathcal{O} and an axiom α , we write $\mathcal{O} \models \alpha$ if α is logically entailed by the axioms in \mathcal{O} . For details on the different concept and axiom constructs, see [4].

Our examples rely on the DL \mathcal{ALCQ} , which is a fragment of OWL DL, and in which concepts C follow the following syntax rule:

$$C ::= \top \mid A \mid \neg C \mid C \sqcap C \mid C \sqcup C \mid \exists r.C \mid \forall r.C \mid \geq nr.C \mid \leq nr.C,$$

where $A \in N_C$, $r \in N_R$. TBox axioms in \mathcal{ALCQ} are of the form $C \sqsubseteq D$ or $C \equiv D$, with C and D concepts.

3 Framework

3.1 Ontology-Mediated Planning

We capture our framework formally via *ontology-mediated planning specifications*, which are inspired by the ontologized programs intro-

duced in [9]. At the heart of our framework is the notion of ontology-enhanced states, which combine a PDDL state with an ontology.

Definition 1 (Ontology-Enhanced State). *An ontology-enhanced state is a tuple $q = \langle s_q, \mathcal{O}_q \rangle$, where s_q is a set of atoms called the planner perspective of q , and \mathcal{O}_q is a set of DL axioms called the DL perspective of q .*

While the planner has only direct access to the planner perspective, which is a PDDL state and allows predicates of arbitrary arity, DL semantics and reasoning apply to the DL perspective of the state, which is represented using DL syntax axioms. The interface, which we define next, ensures that the two perspectives are compatible: the axioms of the DL perspective are then determined by the atoms in the planner perspective. There is also a static component in the DL perspective, which describes state-independent information such as class definitions, general domain knowledge, and the context of the planning problem. The planner can access derived information from the DL perspective using query predicates. Before we give the formal definition, we illustrate this idea with an example.

Example 1. *An example of an ontology-enhanced state is depicted in Figure 1. The scenario is inspired by the classical blocksworld planning domain. In contrast to the classical problem in which the robot has only one hand, we use an ontology to specify types of robots and their number of hands. In the example, the stacking robot is a PR2 robot [6] that can hold two blocks at a time, and if it holds two blocks, it becomes an instance of FullHands. While relatively simple, those cardinality constraints already go beyond the expressivity of Horn-ALCHOTQ, the most expressive DL currently supported by existing implementations for eKABs (see Section 1). The planner perspective is shown on the left, the DL perspective on the right, and the interface in the middle. If the atom holds(stackBot, blockA) becomes true in the planner perspective, this is reflected in the DL perspective by an axiom expressing a corresponding relation between the two individuals stackBot and blockA. Using the static ontology, we can infer that stackBot is an instance of the concept FullHands, because it stands in the holds relation with two different blocks. Consequently, FullHands(stackBot) is entailed. The query predicate fullHands translates to a query for instances of the concept FullHands. Because in the DL perspective, stackBot is an instance of FullHands, fullHands(stackBot) becomes true in the planner perspective of the state.*

To implement this mechanism, the interface consists of two components, the fluent interface and the query interface.

Definition 2 (Interface). *A fluent interface is a partial inverse-function $F : N_P \cup \mathcal{D} \rightarrow N_C \cup N_R \cup N_I$ that assigns unary predicates to concept names, binary predicates to role names and constants to individual names. We lift F to atoms by setting $F(P(t_1, \dots, t_n)) = F(P)(F(t_1), \dots, F(t_n))$ if it is defined.*

A query interface Q is a set of query specifications which are expressions of the form

$$p(x_1 : C_1, \dots, x_n : C_n) \leftarrow \Phi(x_1, \dots, x_n), \quad \text{where}$$

- Q1** $p \in N_{P,D}$ is the query predicate,
- Q2** x_1, \dots, x_n are the query variables
- Q3** each C_i is a DL concept specifying the static type of x_i ,
- Q4** the query $\Phi(x_1, \dots, x_n)$ is a set of ABox axioms using variables x_1, \dots, x_n as place holders for individual names.

A query specification defines a query predicate p that can be used by the planner to access the state of the DL perspective. A query $p(x_1, \dots, x_n)$ translates to a complex query $\Phi(x_1, \dots, x_n)$ that is evaluated on the ontology perspective. The static types C_1, \dots, C_n specify the range of the variables independently of the current state, which makes the definition more transparent and allows for a more efficient implementation of our planning approach. For such a query specification, we call a vector $\langle a_1, \dots, a_n \rangle$ of individual names a *candidate* in an ontology \mathcal{O}_s if $\mathcal{O}_s \models C_i(a_i)$ for $1 \leq i \leq n$. In our example, we would define

$$\text{fullHands}(x : \text{Robot}) \leftarrow \text{FullHands}(x),$$

but static types and concepts can also be more complex.

We have now all ingredients to define ontology-mediated planning specifications.

Definition 3. *An ontology-mediated planning specification (OMPS) is a tuple $OP = \langle S, \mathcal{O}_s, F, Q \rangle$, where*

- S is a PDDL planning specification,
- \mathcal{O}_s is an ontology called the static ontology,
- F is a fluent interface,
- Q is a query interface.

An OMPS determines which ontology-enhanced states are compatible: a state $q = \langle s_q, \mathcal{O}_q \rangle$ is *compatible* to an OMPS $OP = \langle S, \mathcal{O}_s, F, Q \rangle$, where \mathcal{D} are the derivation rules in S , iff:

- C1** s_q is a set of atoms over predicates and constants occurring in S ;
- C2** $\mathcal{O}_s \subseteq \mathcal{O}_q$;
- C3** for every $\alpha \in \mathcal{D}(s_q)$ for which $F(\alpha)$ is defined; $F(\alpha) \in \mathcal{O}_q$
- C4** \mathcal{O}_q only contains axioms required due to Conditions **C2** and **C3**;
- C5** for every query specification $p(x_1 : C_1, \dots, x_n : C_n) \leftarrow \Phi(x_1, \dots, x_n)$ and every candidate $\langle a_1, \dots, a_n \rangle$ in \mathcal{O}_s s.t. $\mathcal{O}_q \models \Phi(a_1, \dots, a_n)$ and $F^-(a_i)$ is defined for all $1 \leq i \leq n$, it is required that $p(F^-(a_1), \dots, F^-(a_n)) \in s_q$.

Every planning state s without query predicates can be uniquely extended to an ontology-enhanced state $\text{ext}(s, OP)$ compatible with OP where s is extended only by query predicate atoms.

It remains to define the semantics of actions and plans on OMPSs. Fix an OMPS $OP = \langle S, \mathcal{O}_s, F, Q \rangle$ with derivation rules \mathcal{D} . Let a be a ground action with precondition pre and effect $\text{eff} = \langle a\partial\partial, \partial\text{el} \rangle$. Let q be an ontology-enhanced state. We say that a is *applicable* on q iff $\mathcal{D}(s_q) \models \text{pre}$. The result of *applying* a on q is then denoted by $q(a)$ and defined as $q(a) = \text{ext}(s(a), OP)$. We can now define *plans* for OP similarly as we did for planning specifications: Namely, a plan is a sequence $a_1 \dots a_n$ of actions that generates a sequence $q_0 q_1 \dots q_n$ of ontology-enhanced states s.t.

- P1** $q_0 = \text{ext}(s_0, OP)$, where s_0 is the initial state of S ,
- P2** for each $i \in \{1, \dots, n\}$: a_i is applicable on q_{i-1} , $q_i = q_{i-1}(a_i)$, and q_i is consistent, and
- P3** $\mathcal{D}(s_{q_n}) \models G$, where G is the goal of the planning problem.

3.2 Planning Procedure

OMPS are strongly related to eKABs, the main differences being: 1) eKABs do not explicitly define an interface, and directly integrate actions and DL axioms, and 2) eKABs allow for queries and effects with existential quantification, while our query predicates always translate to queries in which every variable is mapped to a query variable. eKABs without existentially quantified variables can thus easily

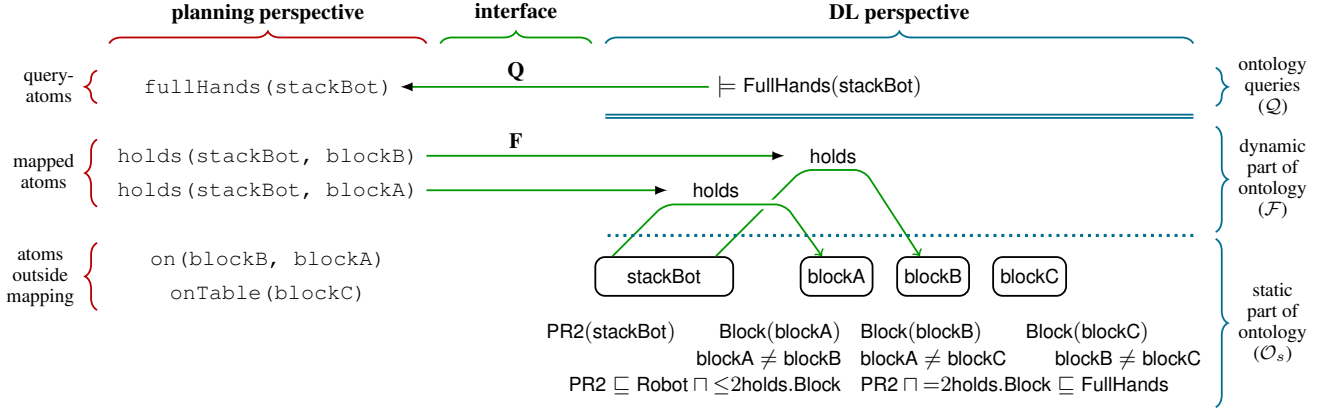


Figure 1. Example of ontology based planning. The interface maps ontology queries to planning predicates and atoms in the planning perspective to ABox atoms. The static part of the ontology contains information about instances (ABox) as well as general axioms (TBox). The connections between the two perspectives via the fluent (**F**) and query (**Q**) interface are shown in green.

translated into OMPSs, while OMPSs that only use unary and binary predicates in the planning component can be translated into eKABs. In the latter case we can use existing techniques for planning with eKABs, given that they support the expressivity of the ontology part. There are generally two techniques for planning of eKABs, which are both based on compilation schemes [30] of eKABs into PDDL programs. Such a compilation scheme handles the planning domain *independently* of the planning problem. The compilation schemes presented in [8] and [7] only support limited families of DLs, namely *FO-rewritable DLs* in the first case and *Horn DLs* in the second. The approach in [7] works by translating ontology axioms into derivation rules. Since derivation rules have a single atom in the head, it is not clear how such a translation would work for logics that are not Horn, and likely it is impossible.

Our technique to planning with OMPSs is also based on rewrites into PDDL. To support full OWL DL, and thus also non-Horn description logics, we deviate however from the idea of compilation schemes. Namely, our rewriting uses the planning domain together with the planning problem, and thus solves already part of the planning problem, which has the additional advantage that there is less work for the planner to do afterwards.

The main idea is to instantiate all fluents and queries. Fix a OMPS $\mathbf{OP} = \langle \mathbf{S}, \mathcal{O}_s, \mathbf{F}, \mathbf{Q} \rangle$. Roughly, we transform the OMPS into a PDDL planning specification by adding to \mathbf{S} a derivation rule for each query predicate. This rule considers all candidates for the query and specifies for each when the query would become true.

We define the set \mathcal{F} of *fluents* of \mathbf{OP} as the set of all assertions $A(a)$ and $r(a, b)$ that occur in the image of \mathbf{F} . The fluents are the only atoms in the ontology perspective that can be changed by actions. Correspondingly, we can construct for any axiom α a formula that is satisfied in the PDDL perspective of a state iff α is entailed by the DL perspective:

$$\text{ent}(\alpha) = \bigvee \left\{ \bigwedge_{\beta \in F} \mathbf{F}^-(\beta) \mid F \subseteq \mathcal{F}, \mathcal{O}_s \cup F \models \alpha \right\} \quad (1)$$

For a given query specification q , we denote by $\text{cnd}(q)$ its *candidates*, i.e. the vector of constants that are compatible with the type specification. For a query specification q as in Definition 2, we construct the corresponding derivation rule $\text{dr}(q)$ as follows:

$$p(x_1, \dots, x_n) \leftarrow \bigvee_{\langle c_1, \dots, c_n \rangle \in \text{cnd}(q)} \left(\bigwedge_{i=1}^n x_i = c_i \wedge \bigwedge_{\alpha \in \Phi(\vec{c})} \text{ent}(\alpha) \right) \quad (2)$$

In our running example, we would have the following rule:

$$\begin{aligned} \text{fullHands}(x) \leftarrow & (x = \text{stackBot} \wedge \\ & ((\text{holds}(x, \text{blockA}) \wedge \text{holds}(x, \text{blockB})) \\ & \vee (\text{holds}(x, \text{blockA}) \wedge \text{holds}(x, \text{blockC})) \\ & \vee (\text{holds}(x, \text{blockB}) \wedge \text{holds}(x, \text{blockC}))) \end{aligned}$$

We also use a rule $\text{Inc} \leftarrow \text{ent}(\top \sqsubseteq \perp)$, where Inc is a fresh nullary derived predicate, to detect states that are inconsistent from the ontology perspective. The rewriting $\text{rew}(\mathbf{OP})$ of the planning problem is now obtained from \mathbf{S} by adding $\neg \text{Inc}$ as a conjunct to the goal and to the precondition of every action, and to the set of derivation rules the rule for Inc , as well as $\text{dr}(q)$ for all $q \in \mathbf{Q}$.

Theorem 1. *Let \mathbf{OP} be an OMPS. Then, every plan for \mathbf{OP} can be translated into a plan in $\text{rew}(\mathbf{OP})$, and every plan in $\text{rew}(\mathbf{OP})$ can be translated into a plan in \mathbf{OP} , by replacing each action by the corresponding action in the other specification.*

The feasibility of our technique crucially depends on an efficient computation of $\text{ent}(\alpha)$, which we discuss in the next section.

4 Optimized Generation of Justifications

Since the axioms in the static ontology \mathcal{O}_s are always part of the DL perspective of a state, it makes no sense to try to modify them with an action. In the following, we thus assume $\mathcal{O}_s \cap \mathcal{F} = \emptyset$.

Let \mathcal{Q} be the set of assertions for which we need to compute $\text{ent}(\alpha)$. Due to the monotonicity of entailment, it is sufficient to consider those subsets $F \subseteq \mathcal{F}$ in Equation (1) that are subset minimal. Thus, to obtain $\text{ent}(\alpha)$ we need to compute all pairs $\langle \alpha, F \rangle \subseteq \mathcal{Q} \times 2^{\mathcal{F}}$ s.t. $\mathcal{O}_s \cup F \models \alpha$ and F is minimal, where \mathcal{O}_s is the static ontology. For this, we reduce our problem to the problem of finding minimal inconsistent subsets, also called *justifications* [21].

Definition 4 (Justification). *Given an ontology \mathcal{O} , a subset of axioms $J \subseteq \mathcal{O}$ is a justification iff $J \models \top \sqsubseteq \perp$ and for all $J' \subsetneq J$: $J' \not\models \top \sqsubseteq \perp$. We denote the set of all justifications by $\text{AllJust}(\mathcal{O})$.*

Indeed, justifications can be used to compute what we need:

Lemma 2. *For sets \mathcal{O} and \mathcal{F} of axioms s.t. $\mathcal{O} \cap \mathcal{F} = \emptyset$ and some axiom α , the following two sets are identical:*

1. $\{F \subseteq \mathcal{F} \mid \mathcal{O} \cup F \models \alpha, F \text{ is minimal}\}$

```

1: function ALLJUSTIFICATIONS( $\mathcal{O}, \mathcal{F}$ )
2:    $\mathcal{J}, \text{path} \leftarrow \emptyset$ 
3:   COMPUTEHST( $\mathcal{O}, \mathcal{F}, \mathcal{J}, \text{path}$ )
4:   return  $\{J \cap \mathcal{F} \mid J \in \mathcal{J}\}$ 

5: function COMPUTEHST( $\mathcal{O}, \mathcal{F}, \mathcal{J}, \text{path}$ )
6:    $J \leftarrow \emptyset$ 
7:   for  $J' \in \mathcal{J}$  do
8:     if  $J' \cap \text{path} = \emptyset$  then
9:        $J \leftarrow J'$ 
10:  if  $J = \emptyset$  then
11:     $J \leftarrow \text{SINGLEJUST}(\mathcal{O})$ 
12:   $\mathcal{J} \leftarrow \mathcal{J} \cup \{J\}$ 
13:   $\text{Succ} \leftarrow \text{SUCCESSORS}(J, \mathcal{F})$ 
14:  for  $B \in \text{Succ}$  do
15:    COMPUTEHST( $\mathcal{O} \setminus B, \mathcal{F}, \mathcal{J}, \text{path} \cup B$ )

16: function SUCCESSORS( $J, \mathcal{F}$ )
17:  return  $\{\{B\} \mid B \in J \cap \mathcal{F}\}$ 

```

2. $\{J \cap (\mathcal{F} \setminus \text{Figure 2}) \mid J \in \text{AllJust}(\mathcal{O} \cup \mathcal{F} \cup \{\neg\alpha\})\}$.

Many efficient algorithms for computing AllJust have been investigated in the literature [33, 23, 31]. In order to support full OWL-DL, we use a *black box* algorithm, which uses a reasoner as a black box, and can thus be used with any existing reasoning system. The following observations are specific to our problem, and help us to develop dedicated optimizations:

- O1** We need to generate justifications for *inconsistency* as well as for many assertions at the same time.
- O2** Many *axioms* for which we compute justifications are the same modulo renaming of individual names.
- O3** Many of the *justifications* will be the same modulo renaming of individual names.

4.1 Basic Algorithm

Our basic algorithm is based on the Hitting-Set-Tree algorithm proposed by Reiter [32], which can also be used to generate the set of all justifications for DL ontologies [21].

The algorithm assumes a method $\text{SINGLEJUST}(\mathcal{O})$ that returns an arbitrary justification for \mathcal{O} . There are standard implementations available, i.e. as part of the OWL API [17], that compute $\text{SINGLEJUST}(\mathcal{O})$ using a black box approach. The algorithm builds a *hitting-set tree* (HST) where each node is labeled with a justification, and edges are labeled with axioms. The HST has the property that, if a path from the root is labeled with axioms \mathcal{A} and ends on a node labeled with a justification J , then J is a justification for $\mathcal{O} \setminus \mathcal{A}$. To compute the HST, we use a recursive algorithm that starts with an arbitrary justification J for \mathcal{O} , and then generates successor nodes by considering all possibilities of removing an axiom $\alpha \in J$ from \mathcal{O} , so that eventually all justifications are found. More details on the algorithm and a proof why this algorithm works in general for DL ontologies can be found in [21].

The general algorithm is depicted in Figure 2. For simplicity, we omit the common optimization of cutting branches, if their path condition is a superset of an already completed path, which we still use in our implementation. The main function COMPUTE HST builds the hitting-set tree given an ontology \mathcal{O}_s , a set of fluent axioms \mathcal{F} , the set of all already found justifications \mathcal{J} and the content of the current path leading to the node. In lines 7–9, the algorithm checks if we

already found a fitting justification, to reduce the number of calls to SINGLEJUST . Otherwise, we use SINGLEJUST in Line 11. The function SUCCESSORS generates the set of axioms to branch on. This function will be changed in the optimized versions of the algorithm. While the algorithm in [21] branches on all axioms in the justification, we only branch on the fluent axioms. This is sufficient since we do not really need all justifications, but only the ones that differ in their intersections with \mathcal{F} .

Theorem 3. *Given an ontology \mathcal{O} and a set \mathcal{F} of axioms, $\text{ALLJUSTIFICATIONS}(\mathcal{O} \cup \mathcal{F}, \mathcal{F})$ computes all minimal subsets $F \subseteq \mathcal{F}$ s.t. $\mathcal{O} \cup F \models \perp$.*

Proof. The theorem follows directly from the original proof by Reiter [32, Theorems 4.4 and 4.8], where our set of fluents \mathcal{F} corresponds to the set of “components” in Reiter’s proof. \square

It follows from Theorem 3 and Lemma 2 that we can use this algorithm to compute all required pairs $\langle \alpha, F \rangle$ and thus $\text{ent}(\alpha)$.

4.2 Concept-Based Algorithm

Our first optimization of the basic algorithm considers Observations **O1** and **O2**: If we compute the justifications of $\mathcal{O}_s \cup \mathcal{F} \cup \{\neg\alpha\}$ for each α separately, we will compute all justifications for $\mathcal{O}_s \cup \mathcal{F}$ several times. We avoid these redundant computations with the *concept-based algorithm*, which generates one HST that contains the justifications needed for all queries of the same form. For simplicity, we assume that every $\alpha \in \mathcal{Q}$ is a concept assertion, i.e. an axiom of the form $C(a)$. This is possible wlog since in OWL DL, every ABox axiom can be equivalently expressed as concept assertion.

Fix a concept C and some $I \subseteq \mathbb{N}_I$ so that $\mathcal{Q}_C = \{C(a) \mid a \in I\}$ is a set of assertions for which we want to compute justifications. We introduce a fresh concept name A_C , and add to the ontology the axiom $C \sqcap A_C \sqsubseteq \perp$ and the assertions $\mathcal{Q}'_C = \{A_C(a) \mid a \in I\}$.

The following lemma shows that this ontology can be used to generate the required sets of fluent.

Lemma 4. *For $\mathcal{O}' = \mathcal{O}_s \cup \mathcal{F} \cup \{C \sqcap A_C \sqsubseteq \perp\} \cup \mathcal{Q}'_C$, the following are identical:*

1. $\{\langle \alpha, F \rangle \subseteq \mathcal{Q}_C \times 2^{\mathcal{F}} \mid \mathcal{O}_s \cup F \models \alpha, F \text{ is minimal}\}$
2. $\{\langle C(a), J \cap \mathcal{F} \rangle \mid J \in \text{AllJust}(\mathcal{O}', \mathcal{F}), \text{ and } A_C(a) \in J \text{ or } J \cap \mathcal{Q}'_C = \emptyset\}$.

To compute those justifications, we run the algorithm $\text{ALLJUSTIFICATIONS}(\mathcal{O}', \mathcal{F} \cup \mathcal{Q}'_C)$ with \mathcal{O}' as in the lemma. We need to include the additional assertions $A_C(a)$ as axioms to branch on, as we are also interested in justifications that differ only in the query that they entail. This is necessary because one combination of fluent axioms might entail several queries and in order to find all of them, we also need to branch by the query that is entailed, not only by the fluent axioms.

Example 2. *Consider the static ontology $\mathcal{O}_s = \{A \sqcap B \sqsubseteq C\}$, fluent axioms $\mathcal{F} = \{A(a), B(a), A(b), B(b)\}$ and queries $\mathcal{Q} = \{\{C(a), C(b)\}\}$. Then, we add the axioms from $\mathcal{Q}' = \{A_C(a), A_C(b)\}$ and the axiom $(C \sqcap A_C \sqsubseteq \perp)$, before we run the justification algorithm. The result is the tree in Figure 3 (A). Overall, there is one justification for each query, i.e. the generated tuples are $\langle C(a), \{A(a), B(a)\} \rangle$ and $\langle C(b), \{A(b), B(b)\} \rangle$*

The tree in the example (Figure 3) contains three nodes with the same justification. In general, the number of nodes in the tree can

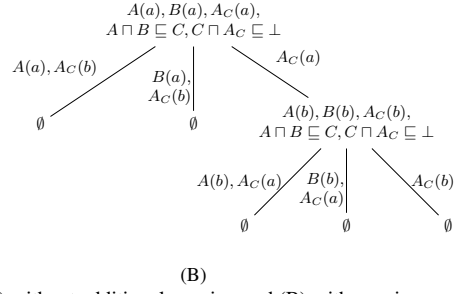
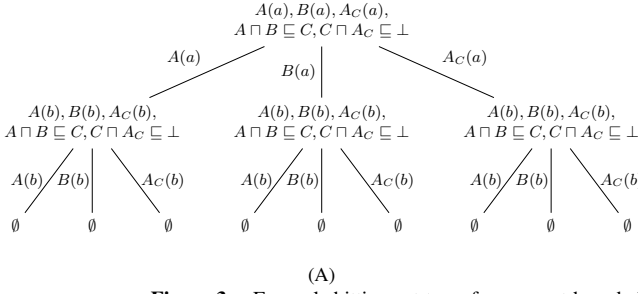


Figure 3. Example hitting-set trees for concept-based algorithm (A) without additional pruning and (B) with pruning.

```

1: function SUCCESSORS( $J, \mathcal{F}, \text{Branches}$ )
2:   if ( $C \sqcap A_C \sqsubseteq \perp$ )  $\notin J$  then
3:      $\text{Branches} \leftarrow \{\{B\} \mid B \in J \cap \mathcal{F}\}$ 
4:   else
5:      $a \leftarrow a \in \mathbf{N}_I$  s.t.  $A_C(a) \in J$ 
6:      $\text{Branches} \leftarrow \{\{A_C(a)\}\}$ 
7:     for  $\alpha \in J \cap (\mathcal{F} \setminus \mathcal{Q}_C)$  do
8:        $B \leftarrow \{\alpha\} \cup \mathcal{Q}'_C \setminus \{A_C(a)\}$ 
9:        $\text{Branches} \leftarrow \text{Branches} \cup \{B\}$ 

```

be exponential in the number of justifications. To reduce the size of the tree, we modify the HST algorithm to prune branches, while still ensuring that there is at least one node for each existing justification. We do this by modifying the function SUCCESSORS as shown in Figure 4. The idea is to have two kinds of sub trees: (i) sub trees where we search for other justifications of the same query and (ii) sub trees where we search for justifications of other queries. We achieve this by removing the introduced concept assertions for all individuals whose query is not explained in the node for all branches except the one that is already labeled with the introduced concept assertion. Overall, this results in a tree that has a chain-structure of connected smaller trees, one for each query.

Example 3. Consider the ontology, fluents and queries from Example 2. The resulting tree is depicted in Figure 3 (B). Note, that there is now only one sub-tree that contains the justification for the individual b . Overall, the tree contains only 7 nodes whereas the tree without the pruning requires 13 nodes.

Theorem 5. Given an ontology \mathcal{O} , a set of fluent axioms \mathcal{F} and a set of queries \mathcal{Q} , the concept-based algorithm computes all minimal subsets $F \subseteq \mathcal{F}$ s.t. $\mathcal{O} \cup F \models \perp$.

4.3 Schema-Leveraging Algorithm

Looking at the generated HSTs, e.g. in Figure 3, we observe that many justifications are structurally the same and only differ in the individuals used in the ABox axioms (Observation O3). This is especially undesired in cases where there are many individuals that occur in the same ABox axioms. This can e.g. happen if the individuals describe waypoints that can all be occupied by all mobile objects. Calling SINGLEJUST is relatively costly, since each time it has to explore the space of subsets of the current ontology, and check their consistency using calls to the black box reasoner. We can thus improve the run time of our algorithm significantly if we can reduce the number of calls to SINGLEJUST.

We fix a set \mathbf{X} of variables. A valuation is a partial function $\text{val} : \mathbf{X} \rightarrow \mathbf{N}_I$. An axiom pattern is an axiom where some individual names may be replaced by variables. Given an axiom pattern \mathfrak{A} , $\text{val}(\mathfrak{A})$ denotes the set of axiom patterns obtained from \mathfrak{A} by replacing each variable x for which $\text{val}(x)$ is defined by $\text{val}(x)$.

Definition 5. A justification schema is a pair $\langle \mathfrak{J}, \text{Val} \rangle$ s.t. \mathfrak{J} is a set of axiom patterns, Val is a set of valuations, and for each $\text{val} \in \text{Val}$, $\text{val}(\mathfrak{J})$ is a subset-minimal set s.t. $\text{val}(\mathfrak{J}) \subseteq \mathcal{O}$ and $\text{val}(\mathfrak{J}) \models \top \sqsubseteq \perp$. We then call $\text{val}(\mathfrak{J})$ an instantiation of $\langle \mathfrak{J}, \text{Val} \rangle$.

Whenever a justification J is found, we construct the corresponding axiom patterns \mathfrak{A} by replacing every individual by a distinct variable in the axioms of the justification. After that, we identify the associated justification schema $\langle \mathfrak{J}, \text{Val} \rangle$, i.e. we search in the ontology ($\mathcal{O}_s \cup \mathcal{F} \cup \mathcal{Q}'_C$) for fitting axioms to compute all valid valuations val , taking into account also the static type of the query. This check is purely syntactic and therefore much faster than computing the justifications with a reasoner. Using the justification schema, we compute all justifications that follow the same schema by computing $\text{val}(\mathfrak{J})$ for all valuations val in the schema. The found justifications are then added to the set of all found justifications. This change in the algorithm does not affect the correctness result from Theorem 5 as it does not affect the structure of the hitting-set tree.

5 Evaluation

5.1 Implementation

We implemented all the tailored hitting-set-tree algorithms.¹ We used the reasoner system HerMiT [12] for our implementation but it is in general agnostic to which reasoner is used.

We add the generated derivation rules to the otherwise unchanged PDDL domains. We used the fast-downward planning system [15] with the heuristic A* for planning. Although not the most advanced heuristic, this is, as far as we know, the best that can handle the structure of the derivation rules as generated by our algorithm.

5.2 Experiments

Benchmark Sets As we are the first to present a planning approach that works with OWL-DL ontologies, finding benchmark sets that use ontologies based on OWL-DL is difficult. In total, we gathered 116 planning problems from five different domains. Three benchmark domains (drones, queens and robotConj) come from existing work on planning with Horn-DLs [7]. We choose from this work the benchmark sets with the the most expressive TBox axioms, namely the ones that go beyond DL-Lite, as we are looking for ontologies based on expressive DLs.

The two other benchmark sets were created by ourselves. The domain “blocksworld” is adapted from the blocksworld domain as described in Example 1. The ontology describes the parts and capabilities of a robot interacting with the blocks. The axioms in this ontology go beyond what can be handled by other existing approaches.

¹ The implementation and scripts to reproduce the evaluation can be found online [20].

Domain	min	max	min	max	min	max
drones	168	622	17	52	202	1,300
queens	118	463	17	25	100	675
robotConj	40	306	30–147	20	134	20
blocksworld	11	17	5	4	10	1
pipes	118	416	43	33	207	16

Table 2. Evaluation of different planning algorithms on different domains.

Domain	Instances	BASIC	CONCEPT	SCHEMA	HORN
drones	24	0	9	16	24
queens	30	11	25	25	23
robotConj	20	4	4	4	20
blocksworld	21	14	14	14	—
pipes	21	17	19	19	14

The domain “pipes” describes an inspection task for an autonomous underwater robot. The planning domain describes a grid of waypoints and actions of moving and interacting with valves. The ontology describes the objects, their location at the waypoints and their relations, e.g. connections between pipe sections.

As shown in Table 1, the benchmark domains have different characteristics. While most rely on an ontology with few TBox axioms, the domains “pipes” and “robotConj” have a more detailed TBox. Also, the number of query candidates for which we search for justifications varies a lot, e.g. “drones” and “queens” have thousands of them while “blocksworld” has only one.

Setup We used an overall time limit of 30min for the plan computation and used a memory limit of 8GB for our experiments. We ran the experiment on a server with an Intel Xeon Gold 5118 CPU @2.30GHz running Ubuntu 20.04. We consider four planning algorithms. The algorithms BASIC, CONCEPT and SCHEMA follow the procedure described in this paper and use the respective algorithms from Section 4.1, Section 4.2 and Section 4.3. The algorithm HORN is the best performing approach to do ontology-mediated planning as of today [7], but only supports the problems with Horn ontologies.

Results Table 2 shows how many instances of the different domains could be solved by the different algorithms. The two introduced optimizations of the basic algorithm impact the number of solved instances. The optimizations are most relevant for the benchmark domains “drones” and “queens” while there is little gain on the other benchmark domains. For two of them (“blocksworld” and “pipes”) the planner cannot solve the generated planning problem in time but the justifications for all instances are generated by CONCEPT and SCHEMA and the optimizations are not necessary. The remaining benchmark domain (“robotConj”) is especially hard to reason about and neither of our optimizations helps with that. The main problem with this domain is that there are many inconsistent fluent combinations, which result in many additional nodes in the HSTs.

We do not see a correlation between the number of solved instances and the complexity of the ontology axioms. Notably, the justifications for the benchmark domain “blocksworld” could always

be generated in under 10s. The number of queries affects the performance, as expected, but our evaluation also shows that our optimized algorithms can solve instances with thousands of queries, e.g. in benchmark “queens”.

To compare the impact of our optimizations in more detail, Figure 5 shows a cactus plot with the number of instances—considering all domains—and the time within they could be solved. We see that there are huge differences between the approaches (note that the y-axis is logarithmic). Especially interesting is that the curve of SCHEMA is consistently lower than the curve of CONCEPT. This shows that the additional effort of computing the justification schemata is well spend, even on simple instances.

When comparing our algorithms with HORN, we see that our best-performing algorithm SCHEMA is able to solve more instances for some domains while HORN can solve more instances in other domains. Since HORN only supports a fragment of OWL DL, while we support all of it, better performance of HORN is to be expected on some cases, since we did not optimize for the peculiar aspects of Horn DLs. In general, the reasoning phase is slower for our algorithm because we do reasoning on the individuals of the ontology, while HORN only rewrites the axioms of the TBox into derivation rules in PDDL. On the other side, the structure of our generated rules allow for faster execution of the PDDL planner, e.g. for the domain “pipes” the median number of states that was evaluated per second was 9,000 for HORN but 140,000 for SCHEMA. This leads to shorter times of the planning phases for our algorithms compared to HORN. A more detailed comparison of the execution times can be found in the appendix. Overall, selecting the best planning approach depends on the specific ontology and how difficult it is to find a valid plan, i.e. how many states need to be evaluated.

6 Conclusion

We presented a new framework for integrating ontologies into planning, as well as the first approach to do planning with ontologies based on very expressive ontology languages, namely supporting OWL-DL. Central to our method is an efficient generation of justifications for the DL queries in the planning specification. While this worked well for some examples, there is still room for improvement as our approach does not work well on all domains. Mainly, the handling of inconsistent fluent assignments could be improved. Another problem is obtaining realistic benchmark domains. We are not aware of examples that make use of complex OWL axioms and some of the existing benchmarks seem to be very academic. Hence, developing a better set of benchmark domains should be a future goal.

Acknowledgements

Tobias John is part of the project REMARO that has received funding from the European Union’s Horizon 2020 research and innovation programme under the Marie Skłodowska-Curie grant agreement No 956200. Patrick Koopmann is partially supported by the German Research Foundation (DFG), grant 389792660 as part of TRR 248 — CPEC.

References

- [1] Y. Al-Safi and V. Vyatkin. An ontology-based reconfiguration agent for intelligent mechatronic systems. In V. Mařík, V. Vyatkin, and A. W. Colombo, editors, *Holonic and Multi-Agent Systems for Manufacturing*, LNCS, pages 114–126. Springer, 2007. doi: 10.1007/978-3-540-74481-8_12.

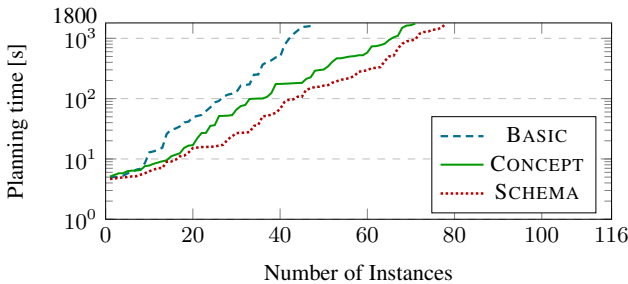


Figure 5. Cactus plot showing how many instances could be solved by the different algorithms within a given time bound. The y-axis is logarithmic.

- [2] F. Baader, C. Lutz, M. Milicic, U. Sattler, and F. Wolter. Integrating description logics and action formalisms: First results. In M. M. Veloso and S. Kambhampati, editors, *Proceedings of The Twentieth National Conference on Artificial Intelligence (AAAI)*, pages 572–577. AAAI Press / The MIT Press, 2005. URL <http://www.aaai.org/Library/AAAI/2005/aaai05-089.php>.
- [3] F. Baader, S. Borgwardt, and M. Lippmann. Temporalizing Ontology-Based Data Access. In M. P. Bonacina, editor, *Automated Deduction – CADE-24*, Lecture Notes in Computer Science, pages 330–344, Berlin, Heidelberg, 2013. Springer. ISBN 978-3-642-38574-2. doi: 10.1007/978-3-642-38574-2_23.
- [4] F. Baader, I. Horrocks, C. Lutz, and U. Sattler. *An Introduction to Description Logic*. Cambridge University Press, 2017. ISBN 978-0-521-69542-8.
- [5] S. Balakirsky, Z. Kootbally, T. Kramer, A. Pietromartire, C. Schlenoff, and S. Gupta. Knowledge driven robotics for kitting applications. *Robotics and Autonomous Systems*, 61(11):1205–1214, Nov. 2013. ISSN 0921-8890. doi: 10.1016/j.robot.2013.04.006.
- [6] J. Bohren, R. B. Rusu, E. Gil Jones, E. Marder-Eppstein, C. Pantofaru, M. Wise, L. Mösenlechner, W. Meeussen, and S. Holzer. Towards autonomous robotic butlers: Lessons learned with the PR2. In *IEEE International Conference on Robotics and Automation*, pages 5568–5575, May 2011. doi: 10.1109/ICRA.2011.5980058.
- [7] S. Borgwardt, J. Hoffmann, A. Kovtunova, M. Krötzsch, B. Nebel, and M. Steinmetz. Expressivity of planning with Horn description logic ontologies. *Proceedings of the AAAI Conference on Artificial Intelligence*, 2022. doi: 10.1609/aaai.v36i5.20489.
- [8] D. Calvanese, M. Montali, F. Patrizi, and M. Stawowy. Plan synthesis for knowledge and action bases. In *Proceedings of the Twenty-Fifth International Joint Conference on Artificial Intelligence, IJCAI*. AAAI Press, 2016. URL <http://www.ijcai.org/Abstract/16/149>.
- [9] C. Dubslaff, P. Koopmann, and A.-Y. Turhan. Enhancing probabilistic model checking with ontologies. *Formal Aspects of Computing*, 2021. ISSN 0934-5043, 1433-299X. doi: 10.1007/s00165-021-00549-0.
- [10] M. Fox and D. Long. PDDL2.1: An extension to PDDL for expressing temporal planning domains. *Journal of Artificial Intelligence Research*, 20:61–124, Dec. 2003. ISSN 1076-9757. doi: 10.1613/jair.1129.
- [11] M. Ghallab, A. Howe, C. Knoblock, D. McDermott, A. Ram, M. Veloso, D. Weld, and D. Wilkins. PDDL the planning domain definition language. *Technical Report*, 1998.
- [12] B. Glimm, I. Horrocks, B. Motik, G. Stoilos, and Z. Wang. Hermit: An OWL 2 reasoner. *Journal of Automated Reasoning*, 53(3):245–269, Oct. 2014. ISSN 1573-0670. doi: 10.1007/s10817-014-9305-1.
- [13] V. Gutiérrez-Basulto, J. C. Jung, and T. Schneider. Lightweight description logics and branching time: A troublesome marriage. In C. Baral, G. D. Giacomo, and T. Eiter, editors, *Principles of Knowledge Representation and Reasoning: Proceedings of the Fourteenth International Conference, KR 2014, Vienna, Austria*. AAAI Press, 2014. URL <http://www.aaai.org/ocs/index.php/KR/KR14/paper/view/7802>.
- [14] B. B. Hariri, D. Calvanese, M. Montali, G. D. Giacomo, R. D. Masellis, and P. Felli. Description logic knowledge and action bases. *Journal of Artificial Intelligence Research*, 46:651–686, Apr. 2013. ISSN 1076-9757. doi: 10.1613/jair.3826.
- [15] M. Helmert. The fast downward planning system. *Journal of Artificial Intelligence Research*, 26:191–246, July 2006. ISSN 1076-9757. doi: 10.1613/jair.1705.
- [16] J. Hoffmann and S. Edelkamp. The deterministic part of IPC-4: An overview. *Journal of Artificial Intelligence Research*, 24:519–579, Oct. 2005. ISSN 1076-9757. doi: 10.1613/jair.1677.
- [17] M. Horridge and S. Bechhofer. The OWL API: A Java API for OWL ontologies. *Semantic Web*, 2(1):11–21, 2011. doi: 10.3233/SW-2011-0025.
- [18] T. John and P. Koopmann. Towards ontology-mediated planning with OWL DL ontologies. In O. Kutz, C. Lutz, and A. Ozaki, editors, *Proceedings of the 36th International Workshop on Description Logics (DL 2023) Co-Located with the 20th International Conference on Principles of Knowledge Representation and Reasoning and the 21st International Workshop on Non-Monotonic Reasoning (KR 2023 and NMR 2023)*, Rhodes, Greece, September 2-4, 2023, volume 3515 of *CEUR Workshop Proceedings*. CEUR-WS.org, 2023.
- [19] T. John and P. Koopmann. Planning with Ontology-Enhanced States using Problem-Dependent Rewritings. In A. Umbrico and E. M. Sanfilippo, editors, *Proceedings of the 1st International Planning and Ontology Workshop Co-Located with The 33rd International Conference on Automated Planning and Scheduling (ICAPS 2023)*, Prague, Czech Republic, July 10, 2023., CEUR Workshop Proceedings. CEUR-WS.org, 2023.
- [20] T. John and P. Koopmann. Ontology-mediated planning (ECAI 2024), Zenodo, July 2024. URL <https://doi.org/10.5281/zenodo.12799965>.
- [21] A. Kalyanpur, B. Parsia, M. Horridge, and E. Sirin. Finding All Justifications of OWL DL Entailments. In K. Aberer, K.-S. Choi, N. Noy, D. Allemang, K.-I. Lee, L. Nixon, J. Golbeck, P. Mika, D. Maynard, R. Mizoguchi, G. Schreiber, and P. Cudré-Mauroux, editors, *The Semantic Web*, pages 267–280, Berlin, Heidelberg, 2007. Springer. ISBN 978-3-540-76298-0. doi: 10.1007/978-3-540-76298-0_20.
- [22] E. Kamburjan, V. N. Klungre, R. Schlatte, E. B. Johnsen, and M. Giese. Programming and Debugging with Semantically Lifted States. In R. Verborgh, K. Hose, H. Paulheim, P.-A. Champin, M. Maleshkova, O. Corcho, P. Ristoski, and M. Alam, editors, *The Semantic Web*, Lecture Notes in Computer Science, pages 126–142, Cham, 2021. Springer. ISBN 978-3-030-77385-4. doi: 10.1007/978-3-030-77385-4_8.
- [23] Y. Kazakov and P. Skocovský. Enumerating justifications using resolution. In D. Galmiche, S. Schulz, and R. Sebastiani, editors, *Automated Reasoning - 9th International Joint Conference, IJCAR 2018*, volume 10900 of *LNCS*, pages 609–626. Springer, 2018. doi: 10.1007/978-3-319-94205-6_40.
- [24] M. Klusch, A. Gerber, and M. Schmidt. Semantic web service composition planning with OWLS-Xplan. In T. R. Payne and V. A. M. Tamma, editors, *Agents and the Semantic Web, Papers from the 2005 AAAI Fall Symposium*, pages 55–62. AAAI Press, 2005. URL <https://www.aaai.org/Library/Symposia/Fall/2005/fs05-01-008.php>.
- [25] V. Lifschitz. On the semantics of STRIPS. In M. Georgeff, Lansky, and Amy, editors, *Reasoning about Actions and Plans*, pages 1–9. Morgan Kaufmann, San Mateo, CA, 1987.
- [26] H. Liu, C. Lutz, M. Milicic, and F. Wolter. Reasoning about actions using description logics with general TBoxes. In M. Fisher, W. van der Hoek, B. Konev, and A. Lisitsa, editors, *Logics in Artificial Intelligence, 10th European Conference, JELIA 2006*, volume 4160 of *LNCS*, pages 266–279. Springer, 2006. doi: 10.1007/11853886_23.
- [27] H. Louadah, E. Papadakis, T. L. McCluskey, G. Tucker, P. Hughes, and A. Bevan. Translating ontological knowledge to PDDL to do planning in train depot management operations. *36th Workshop of the UK Planning and Scheduling Special Interest Group*, 2021.
- [28] C. Lutz, F. Wolter, and M. Zakharyashev. Temporal description logics: A survey. In S. Demri and C. S. Jensen, editors, *15th International Symposium on Temporal Representation and Reasoning, TIME 2008, Montréal, Canada*, pages 3–14. IEEE Computer Society, 2008. doi: 10.1109/TIME.2008.14.
- [29] M. Milicic. Complexity of planning in action formalisms based on description logics. In *Proc. of LPAR 2007*, volume 4790 of *LNCS*, pages 408–422. Springer, 2007. doi: 10.1007/978-3-540-75560-9_30.
- [30] B. Nebel. On the Computability and Expressive Power of Propositional Planning Formalisms. *Journal of Artificial Intelligence Research*, 12: 271–315, May 2000. ISSN 1076-9757. doi: 10.1613/jair.735.
- [31] R. Peñaloza and F. Ricca. Pinpointing axioms in ontologies via ASP. In G. Gottlob, D. Incezan, and M. Maratea, editors, *Logic Programming and Nonmonotonic Reasoning - 16th International Conference, LPNMR 2022, Genova, Italy*, volume 13416 of *LNCS*, pages 315–321. Springer, 2022. doi: 10.1007/978-3-031-15707-3_24.
- [32] R. Reiter. A theory of diagnosis from first principles. *Artificial Intelligence*, 32(1):57–95, Apr. 1987. ISSN 0004-3702. doi: 10.1016/0004-3702(87)90062-2.
- [33] R. Sebastiani and M. Vescovi. Axiom pinpointing in lightweight description logics via horn-sat encoding and conflict analysis. In R. A. Schmidt, editor, *22nd International Conference on Automated Deduction, CADE-22, Montréal, Canada, 2009*, volume 5663 of *LNCS*, pages 84–99. Springer, 2009. doi: 10.1007/978-3-642-02959-2_6.
- [34] L. Westhofen, C. Neurohr, J. C. Jung, and D. Neider. Answering Temporal Conjunctive Queries over Description Logic Ontologies for Situation Recognition in Complex Operational Domains. In *Tools and Algorithms for the Construction and Analysis of Systems - 30th International Conference, TACAS 2024, Luxembourg City, Luxembourg*, pages 167–187, 2024. doi: 10.1007/978-3-031-57246-3_10.
- [35] B. Zariwä and J. Claßen. Verification of knowledge-based programs over description logic actions. In *Proceedings of the Twenty-Fourth International Joint Conference on Artificial Intelligence, IJCAI*, pages 3278–3284. AAAI Press, 2015. URL <http://ijcai.org/Abstract/15/462>.

A Proofs of Lemmas and Theorems

Lemma 2. For sets \mathcal{O} and \mathcal{F} of axioms s.t. $\mathcal{O} \cap \mathcal{F} = \emptyset$ and some axiom α , the following two sets are identical:

1. $\{F \subseteq \mathcal{F} \mid \mathcal{O} \cup F \models \alpha, F \text{ is minimal}\}$
2. $\{J \cap (\mathcal{F} \setminus \{\neg\alpha\}) \mid J \in \text{AllJust}(\mathcal{O} \cup \mathcal{F} \cup \{\neg\alpha\})\}$.

Proof. “ \subseteq ”: Let $F \subseteq \mathcal{F}$ be a minimal set with $\mathcal{O} \cup F \models q$. Then, there is a minimal set $J \subseteq \mathcal{O} \cup F$ with $J \models q$. Because F is minimal, it is completely contained in J , i.e. $F \subseteq J$. $J \cup \{\neg q\} \models \top \sqsubseteq \perp$, because q can be inferred from J . Hence, $J \cup \{\neg q\}$ or J are a justification for the ontology $\mathcal{O} \cup \mathcal{F} \cup \{\neg q\}$ (because J is minimal). Using the facts that $\neg q \notin F$, because $\neg q$ can not be part of a minimal explanation of q , and $\mathcal{O} \cap \mathcal{F} = \emptyset$ it follows that $F = J \cap (\mathcal{F} \setminus \{\neg q\})$. “ \supseteq ”: Let $J \in \text{AllJust}(\mathcal{O} \cup \mathcal{F} \cup \{\neg q\})$ be a justification. Let $J' = J \setminus \{\neg q\}$ and we show that $J' \models q$. If $\{\neg q\} \notin J$, we know that J' is inconsistent and models everything, including q . If $\{\neg q\} \in J$, we know that J' is consistent as all justifications are minimal. Hence, we can infer q from J' as this is the only reason for an inconsistency together with $\neg q$. We split $J' = \mathcal{O}' \cup F$ such that $\mathcal{O}' \subseteq \mathcal{O}$ and $F \subseteq \mathcal{F}$. Because $J' \models q$, we infer that $\mathcal{O}' \cup F \subseteq \mathcal{O} \cup F \models q$. \square

Theorem 5. Given an ontology \mathcal{O} , a set of fluent axioms \mathcal{F} and a set of queries \mathcal{Q} , the concept-based algorithm computes all minimal subsets $F \subseteq \mathcal{F}$ s.t. $\mathcal{O} \cup F \models \perp$.

Proof. Correctness of the algorithm is trivial as a black-box explanation generator is used to generate the justifications.

The argumentation for completeness needs more work. According to Theorem 3, the algorithm works correctly, if it only branches by fluent and query axioms independently. We need to show, that the additional restrictions, i.e. the $A_C(a)$ axioms on the branches do not omit valid justifications. To do so, we fix a node v and show that each of the justifications occurring in one of the child nodes in the tree of the original algorithm can also occur in a child node in the tree of the concept-based algorithm. Assume that the node v contains the axiom $C \sqcap A_C \sqsubseteq \perp$. Otherwise, the labels on the branches are the same as for the basic algorithm, so the algorithm is trivially correct. Then, the node v contains exactly one assertion of the form $A_C(a)$ (at least one, because otherwise $C \sqcap A_C \sqsubseteq \perp$ is not required; at most one, because of the minimality of justifications.) Every justification in a child that does not contain $A_C(a)$ can occur in the tree below the branch labeled with $A_C(a)$. Every other child contains $A_C(a)$ and therefore no other $A_C(b)$ (because of the minimality of justifications). In the tree of the basic algorithm, there is a fluent axiom α that is a label of the branch to the sub-tree that contains the child. In the tree of the concept-algorithm, the child node can occur in the sub-tree where the branch is labeled with $\{f\} \cup \{A_C(b) \mid b \in \mathbb{N}_1, b \neq a\}$. \square

Lemma 4. For $\mathcal{O}' = \mathcal{O}_s \cup \mathcal{F} \cup \{C \sqcap A_C \sqsubseteq \perp\} \cup \mathcal{Q}'_C$, the following are identical:

1. $\{(\alpha, F) \subseteq \mathcal{Q}_C \times 2^{\mathcal{F}} \mid \mathcal{O}_s \cup F \models \alpha, F \text{ is minimal}\}$
2. $\{(C(a), J \cap \mathcal{F}) \mid J \in \text{AllJust}(\mathcal{O}', \mathcal{F}), \text{ and } A_C(a) \in J \text{ or } J \cap \mathcal{Q}'_C = \emptyset\}$.

Proof. “ \subseteq ”: Let $\langle Q(i), F \rangle$ with $\mathcal{O} \cup F \models Q(i)$ such that F is minimal. Then, there is a minimal set $J \subseteq \mathcal{O} \cup F$ with $J \models Q(i)$. Because F is minimal, it is completely contained in J , i.e. $F \subseteq J$. As $Q(i)$ can be inferred from J , the set $J' = J \cup \{Q \sqcap Q' \sqsubseteq \perp, Q'(i)\}$ is inconsistent. Hence, one of the sets J , or J' is a justification for the inconsistency of \mathcal{O}' (because J is minimal). The sets $J \cup \{Q'(i)\}$ and $J \cup \{Q \sqcap Q' \sqsubseteq \perp\}$ can not be such justifications because the

concept Q' only occurs in the axiom $Q \sqcap Q' \sqsubseteq \perp$ and Q' does not occur in \mathcal{O} or F . Hence, if $J \cup \{Q'(i)\}$ or $J \cup \{Q \sqcap Q' \sqsubseteq \perp\}$ is inconsistent, so is J . No matter if J or J' is a justification, they are relevant for the second set and $J \cup \mathcal{F} = J' \cup \mathcal{F} = F$. Hence, $\langle Q(i), F \rangle$ is contained in the second set.

“ \supseteq ”: Let $J \in \text{AllJust}(\mathcal{O}')$ be a justification. We distinguish two cases. (i) If $J \cup \mathcal{Q}' = \emptyset$, the pair $\langle Q(i), J \cap \mathcal{F} \rangle$ is in the set for all $Q(i) \in \mathcal{Q}$. Because J is minimal, contains no assertion from \mathcal{Q}' and the concept Q' occurs nowhere else, we know that $\{Q \sqcap Q' \sqsubseteq \perp\} \notin J$. Hence, $J \subseteq \mathcal{O} \cup F$. Let $F = (J \cap \mathcal{F})$ be the set of all fluent axioms in J . As J is inconsistent, so is $\mathcal{O} \cup F$ and therefore $\mathcal{O} \cup F \models Q(i)$ for all $Q(i)$. (ii) If there is a $Q'(i)$ with $Q'(i) \in J \cup \mathcal{Q}'$, we know that $J' = J \setminus \{Q \sqcap Q' \sqsubseteq \perp\}$ must be consistent as J is minimal. Therefore, $J' \models Q(i)$ as this is the only possibility that J is inconsistent. As the concept Q' occurs in neither \mathcal{O} nor \mathcal{F} , the assertion $Q'(i)$ is not necessary to infer $Q(i)$ in J' and we infer that $J' \cap (\mathcal{O} \cup \mathcal{F}) \models Q(i)$. Therefore, there is a set $F = J' \cup \mathcal{F} = J \cup \mathcal{F}$ with $\mathcal{O} \cup F \models Q(i)$. \square

B Further Plots

We compare the time needed to solve the planning problems for HORN and SCHEMA in more detail. Figure 6 shows comparisons for the time used for reasoning, planning and the total time.

The first plot shows how different the first computation step of the two algorithms is. Because HORN only translates the ontology axioms into derivation rules, the computation time is always short (around 1s). On the other hand, SCHEMA generates all explanations for the queries for the different individuals. Hence, the reasoning needs way more time, especially when there are many individuals. However, this initial effort can pay off for instances where a large portion of the search space needs to be explored.

The second plot shows, why this is the case: the algorithm SCHEMA results in fewer time spend by the reasoner to find a plan. Depending on the example, the advantage can be by an order of magnitude or even higher. This is due to the structure of the generated derivation rules. While HORN generates rules that hierarchical depend on each other, the rules created by SCHEMA creates rules that only add one layer on top of the planning atoms. Thus, evaluating a state is much faster for SCHEMA. This pays especially off for the instances where many states need to be evaluated, i.e. the hardest planning problems.

In total, this results in a mixed picture for the total time (depicted in the third plot). While HORN is faster for most instances, there are some instances for which SCHEMA is faster.

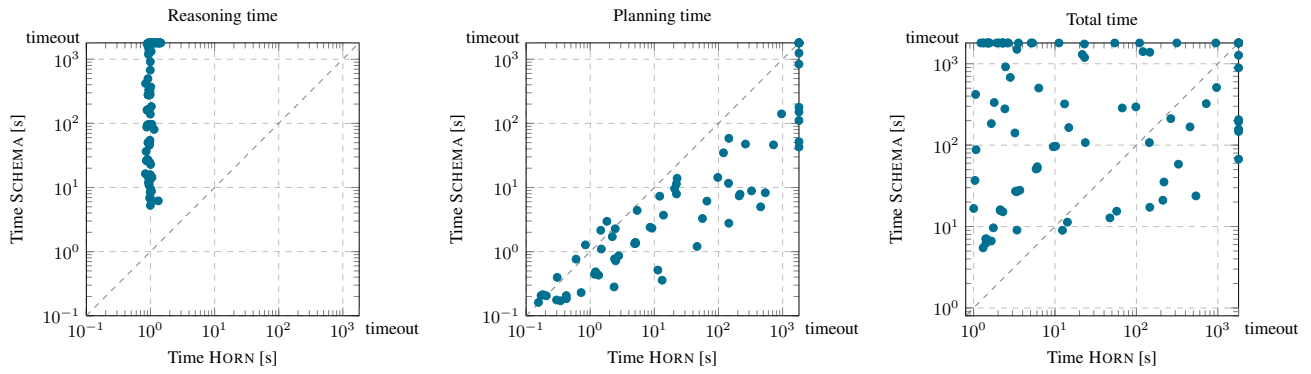


Figure 6. Comparison of run time of SCHEMA and HORN. For the planning times, we only depicted the cases where both approaches were able to finish the reasoning step within the time limit.