

# MAQA: Evaluating Uncertainty Quantification in LLMs Regarding Data Uncertainty

**Yongjin Yang\***

KAIST AI

Seoul, South Korea

dyyjkd@kaist.ac.kr

**Haneul Yoo\***

KAIST

Daejeon, South Korea

haneul.yoo@kaist.ac.kr

**Hwaran Lee**

NAVER AI Lab

Seongnam, South Korea

hwaran.lee@navercorp.com

## Abstract

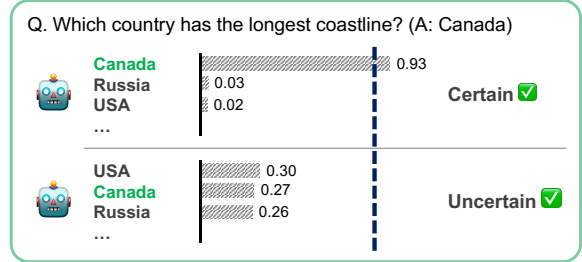
Although large language models (LLMs) are capable of performing various tasks, they still suffer from producing plausible but incorrect responses. To improve the reliability of LLMs, recent research has focused on uncertainty quantification to predict whether a response is correct or not. However, most uncertainty quantification methods have been evaluated on questions requiring a single clear answer, ignoring the existence of data uncertainty that arises from irreducible randomness. Instead, these methods only consider model uncertainty, which arises from a lack of knowledge. In this paper, we investigate previous uncertainty quantification methods under the presence of data uncertainty. Our contributions are two-fold: 1) proposing a new Multi-Answer Question Answering dataset, **MAQA**, consisting of world knowledge, mathematical reasoning, and commonsense reasoning tasks to evaluate uncertainty quantification regarding data uncertainty, and 2) assessing 5 uncertainty quantification methods of diverse white- and black-box LLMs. Our findings show that entropy and consistency-based methods estimate the model uncertainty well even under data uncertainty, while other methods for white- and black-box LLMs struggle depending on the tasks. Additionally, methods designed for white-box LLMs suffer from overconfidence in reasoning tasks compared to simple knowledge queries. We believe our observations will pave the way for future work on uncertainty quantification in realistic setting.

## 1 Introduction

Large language models (LLMs) have demonstrated remarkable capabilities in performing diverse tasks, such as solving math problems, acquiring world knowledge, and summarizing long texts. However, these language models still suffer from mistakes

\*This work was done during the internships at NAVER AI Lab.

### Without Data Uncertainty



### With Data Uncertainty

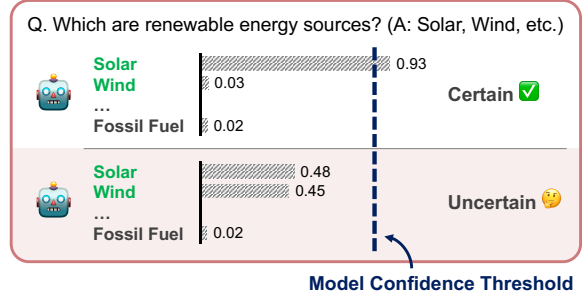


Figure 1: Evaluation settings with and without data uncertainty. When asking for a single label set, the probability distribution can be used to estimate the model uncertainty. On the other hand, when evaluating a question that has multiple answers, it may become difficult to distinguish between model uncertainty and data uncertainty, due to the existence of multiple possible answers.

such as hallucination (Ji et al., 2023), where LLMs generate false responses that appear plausible to the user, leading them to rely on incorrect information.

To address this issue, recent studies (Xiong et al., 2024; Plaut et al., 2024; Kadavath et al., 2022; Slobodkin et al., 2023; Cole et al., 2023; Lin et al., 2022a; Manakul et al., 2023; Kuhn et al., 2023; Yadkori et al., 2024) have focused on the uncertainty quantification of LLMs, allowing users to accept or reject them based on the uncertainty value to improve reliability. These methods either use internal states of white-box LLMs (Slobodkin et al., 2023; Kadavath et al., 2022; Kuhn et al., 2023; Plaut et al., 2024; Yadkori et al., 2024), or response-

based approaches (Lin et al., 2022a; Xiong et al., 2024; Manakul et al., 2023; Ulmer et al., 2024) that assume black-box LLMs to measure the uncertainty of responses, allowing them to recognize what they know or do not know based on the uncertainty value.

However, previous research mostly investigates uncertainty quantification under single-label question and answering scenarios, making the uncertainty relate only to the knowledge of LLMs. In reality, there are two sources of uncertainty: data uncertainty (*aleatoric uncertainty*) and model uncertainty (*epistemic uncertainty*) (Hou et al., 2023; Ahdritz et al., 2024). Model uncertainty pertains to the lack of knowledge in LLMs, whereas data uncertainty indicates inherent randomness, such as when multiple answers are possible when generating a response. The reliability of LLMs is related to model uncertainty, as data uncertainty is beyond our control. Most uncertainty measures have been tested in environments with no data uncertainty or tested after removing data uncertainty through question clarification (Min et al., 2020; Cole et al., 2023; Ahdritz et al., 2024; Hou et al., 2023). But in practice, there are many cases where data uncertainty cannot be removed through clarification, such as when asking a question that requires multiple answers, as illustrated in Figure 1.

In this paper, to test the reliability of LLMs in more realistic settings, we aim to contribute to the existing knowledge on uncertainty quantification in the presence of data uncertainty. To achieve this, we have two main contributions. Firstly, we create a new benchmark, called Multi-Answer Question and Answering (**MAQA**), to introduce data uncertainty by constructing questions that clearly request multiple answers. Secondly, we explore uncertainty quantification methods regarding data uncertainty using the **MAQA** across various models, tasks, and quantification methods, encompassing both white-box and black-box LLMs.

Through the investigation of **MAQA**, we found several observations. *Firstly*, data uncertainty does affect the logit distribution of the next token in straightforward knowledge queries, but the logits-based methods, especially entropy, still provide significant information about model uncertainty because logit values are concentrated on a few tokens regardless of data uncertainty ( $\triangleright$  Obs. 1). *Secondly*, for reasoning tasks, LLMs tend to be overconfident, especially after providing an initial answer, which complicates uncertainty quantification ( $\triangleright$  Obs. 2).

*Moreover*, LLMs tend to be overly confident in their verbalized confidence, but the consistency of LLMs’ responses predicts model correctness well across all models and tasks, even under data uncertainty ( $\triangleright$  Obs. 3,  $\triangleright$  Obs. 4). *Finally*, we also find a correlation between uncertainty quantification and the recall score, which is the ability to predict how much LLMs answer among all the ground-truth answers ( $\triangleright$  Obs. 5). We believe that these observations provide foundational knowledge on uncertainty quantification regarding data uncertainty.

## 2 Related Work

### 2.1 Question and Answering Dataset with Multi Answers

Multiple question and answering datasets that include some questions requiring multiple answers instead of a single answer (Joshi et al., 2017; Kwiatkowski et al., 2019; Min et al., 2020) have been proposed. Additionally, some studies focus on finding multiple answer spans in a given paragraph (Li et al., 2022; Zhu et al., 2020). However, most of these datasets contain only a limited number of multi-answer questions (Joshi et al., 2017; Kwiatkowski et al., 2019) or multi-answer questions arising from ambiguity (Min et al., 2020), which is not the user’s primary intention (see Appendix A). Furthermore, these works are limited to a single task, such as world knowledge or commonsense. Our new benchmark, built on existing datasets along with our own, covers more than 2,000 questions requiring multiple answers, spanning multiple tasks including mathematical reasoning, commonsense reasoning, and asking world knowledge.

### 2.2 Uncertainty Quantification for LLMs

Recently, uncertainty quantification (Xiong et al., 2024; Plaut et al., 2024; Kadavath et al., 2022; Slobodkin et al., 2023; Cole et al., 2023; Lin et al., 2022a; Manakul et al., 2023; Kuhn et al., 2023; Yadkori et al., 2024) has emerged as a significant task in increasing the reliability of responses from LLMs. There are two types of approaches for uncertainty quantification: white-box based and black-box based. White-box approaches are based on the assumption that we have access to the logits (Kadavath et al., 2022; Kuhn et al., 2023; Plaut et al., 2024; Yadkori et al., 2024) or hidden states of LLMs (Slobodkin et al., 2023; Chuang et al.,

| Task                                   | Examples  | # Samples | Avg. # Ans.       |
|--|---|-----------|-------------------|
| World Knowledge<br>(Natural Questions) | <b>Question</b> : Who were the judges on “Britain’s Got Talent” during its first season in 2007?<br><b>Answer</b> : [ “Simon Cowell”, “Piers Morgan”, “Amanda Holden” ]   | 592       | $4.51 \pm 2.56$   |
| World Knowledge<br>(Huge Label Sets)   | <b>Question</b> : What are the members of the Commonwealth of Nations?<br><b>Answer</b> : [ “Antigua and Barbuda”, “Australia”, ..., “Zambia” ]   | 50        | $32.67 \pm 37.47$ |
| Mathematical Reasoning                 | <b>Question</b> : Tom plants 10 trees a year. Every year he also chops down 2 trees. He starts with 50 trees. After x years, 30% of the trees die. Determine the possible values of x that would leave Tom with fewer than 100 trees but more than 80 trees.<br><b>Answer</b> : [9, 10, 11]                   | 400       | $6.86 \pm 6.29$   |
| Commonsense Reasoning                  | <b>Question</b> : What are the indexes of the questions that have true answers? (a) Will Noah’s Ark hypothetically sail through flooded Lincoln Tunnel? (b) Can someone with dermatitis be a hand model? ... (g) Could you drive a Rowe 550 to the 2008 Summer Olympics?<br><b>Answer</b> : [ “d”, “e”, “g” ] | 1000      | $4.04 \pm 1.47$   |

Table 1: Examples and statistics of our proposed **MAQA**.

2024). In contrast, black-box based methods assume that we cannot access internal values, and thus use the responses of LLMs to estimate the confidence (Lin et al., 2022a; Xiong et al., 2024; Manakul et al., 2023). These methods involve verbalized confidence that outputs its confidence at the response level (Lin et al., 2022a), or sample multiple responses and calculate their consistency (Xiong et al., 2024; Manakul et al., 2023; Ulmer et al., 2024).

### 3 Multi Answer Dataset

In this section, we delve into our newly proposed benchmark **MAQA**, which consists of 2,042 question-answer pairs, with each question requiring more than one answer. Our dataset covers three different tasks: world knowledge, mathematical reasoning, and commonsense reasoning.

#### 3.1 Data Collection

We generate **MAQA** by modifying existing benchmarks (Kwiatkowski et al., 2019; Cobbe et al., 2021; Geva et al., 2021; Hendrycks et al., 2021) by using proprietary OpenAI LLMs, namely GPT-4-turbo, or by creating question-answer sets by the authors. We then conduct quality checks and validate the labels by ourselves. The resulting QA dataset consists of 642 world knowledge question-answer pairs, 400 mathematical reasoning pairs, and 1000 common sense pairs, totaling 2,042 closed-book, question-answer pairs that require multiple answers. Detailed information about creating **MAQA**, including the prompts used for LLMs at each stage, is provided in Appendix B.

**World Knowledge** For the world knowledge evaluation set of **MAQA**, we modify the Natural

Questions (Kwiatkowski et al., 2019) into multi-answer formats using the LLM in four stages: filtering question-answer pairs by the number of answers, filtering and rewriting pairs with LLMs, quality checking, and human filtering and annotation. Specifically, we first filter the question-answer pairs to ensure each question has more than one answer. Next, we ask LLMs to reject the pairs asking for a single answer or refine the questions to ask multi-answers. In the third stage, we perform quality checks with LLMs to filter out ambiguous questions. Finally, the authors eliminate any remaining ambiguous questions and verify the factuality and validity of each answer.

Additionally, to test the behavior of LLMs with extreme cases involving a large number of answers, we generate 50 additional questions that require more than 10 answers (*i.e.* Huge Label Sets (HLS)). The final data consists of 592 questions generated using the NQ dataset (World Knowledge NQ) and 50 questions that require a large number of answers (World Knowledge HLS), totaling 642 questions.

**Mathematical Reasoning** For the mathematical reasoning dataset, we generate 200 new questions that require multi-answer sets, covering diverse subjects such as algebra, geometry, graphs, linear algebra, and others. Additionally, we modify 150 GSM8k (Cobbe et al., 2021) questions and 50 MMLU high school questions (Hendrycks et al., 2021) into a multi-answer format using LLMs, through the same process as creating the dataset for the world knowledge task. Finally, the authors manually annotate all the answers for these 400 questions, each requiring multiple answers.

**Commonsense Reasoning** For commonsense reasoning, we modify the StrategyQA (Geva et al., 2021) dataset, which consists of true-false questions that require a reasoning process to answer the question. We reformulate a multi-answer question by presenting multiple true-false questions from Strategy QA and requiring the selection of questions with true answers (*i.e.*, true statements). The answers are formatted as a list of question indexes. Specifically, from the StrategyQA dataset, we randomly select questions within the range of 5-15, including at least 2 true and 2 false answers, to form a single question-answers pair. The process is repeated to create a total of 1000 pairs.

### 3.2 Data Analysis

Table 1 presents examples and statistics of MAQA. As observed, the generated questions require multiple answers without ambiguity. The questions can ask for people, nations, numbers that satisfy the condition of the question, or the indexes of true-false questions.

The resulting dataset has a diverse range of answers, indicated by the average number of answers for each task and the standard deviation, which varies significantly. This makes the dataset highly suitable for analyzing data uncertainty. The final dataset comprises 2,042 QA pairs, covering three different tasks with a varying number of answers for each question. A more detailed distribution of the data is provided in Appendix C.

## 4 Experimental Setting

Through the experiments, we aim to answer three key research questions:

- **RQ1:** How do white-box and black-box based uncertainty quantification methods perform in the presence of data uncertainty?
- **RQ2:** How does uncertainty quantification performance vary across different tasks?
- **RQ3:** Can previous uncertainty quantification methods also correlate with how many answers are correct among all ground-truth answers (*i.e.* recall)?

### 4.1 Datasets

**Multi-Answer Datasets** For the evaluation under data uncertainty, we assess uncertainty quantification methods using our newly proposed MAQA.

**Single-Answer Datasets** To compare the effects of the multi-answer setting, we also evaluate the single QA sets with similar tasks. For world knowledge, we extract questions with a single answer from the NQ-open (Kwiatkowski et al., 2019) dataset, totaling 1288 pairs. For mathematical reasoning, we use the GSM8k dataset with 1319 pairs. For commonsense reasoning, we use the original set of StrategyQA dataset (Geva et al., 2021), that consists of 2290 QA pairs. Moreover, we also evaluate the uncertainty quantification methods on the mixture of single- and multi-answer datasets, for the fair comparison.

### 4.2 Uncertainty Quantification

Here, we explain the uncertainty quantification methods used for our analysis.

#### 4.2.1 White-box LLMs

Multiple methods have been proposed to measure uncertainty using the internal states of white-box LLMs such as logit information (Slobodkin et al., 2023; Kadavath et al., 2022; Kuhn et al., 2023; Plaut et al., 2024; Yadkori et al., 2024). Here, we explore the most common approaches based on the probability distribution of the next token.

**Max Softmax Logit** Max softmax logit or maximum probability has been widely used for measuring the confidence or uncertainty of deep neural networks (Fomicheva et al., 2020). For the LLMs, let  $\mathbf{z} = (z_1, z_2, \dots, z_n)$  be the logit outputs by the model before normalization, where  $n$  is the vocab size. Using the maximum logit value  $z_{\max} = \max z_j$ , the maximum softmax logit can be expressed as  $\sigma(z_{\max}) = \frac{e^{z_{\max}}}{\sum_{j=1}^n e^{z_j}}$ , where  $\sigma$  is a softmax operation. High values of  $\sigma(z_{\max})$  suggest the model is confident in its prediction, while lower values indicate high uncertainty. In our experiments, we use the logit values of the first token of each answer (Slobodkin et al., 2023), both for single- and multi- answer datasets.

**Entropy** Entropy is also a popular measure for assessing the uncertainty of a model’s predictions (Fomicheva et al., 2020). In the context of language models, entropy quantifies the randomness in the predicted probability distribution over the possible tokens. For a probability distribution  $\mathbf{p} = (p_1, p_2, \dots, p_n)$  of the next token, entropy  $H(\mathbf{p})$  is defined as  $H(\mathbf{p}) = -\sum_{i=1}^n p_i \log p_i$ , where  $p_i = \sigma(z_i)$  is the probability of the  $i$ -th token. High entropy values indicate that the model’s



predictions are spread out over many tokens, suggesting greater uncertainty. For the entropy, we use the logit values of the first token of each answer.

**Margin** Softmax logit margin can also be used to measure the model’s uncertainty (Schuster et al., 2022), which is defined as the difference between the largest and the second largest logits. Let  $p_{\max1} = \max(p_1, p_2, \dots, p_n)$  be the largest logit and  $p_{\max2} = \max(\{p_i\} \setminus \{p_{\max1}\})$  be the second largest logit. The margin  $M$  is then given by  $M = p_{\max1} - p_{\max2}$ . A larger margin between the top tokens indicates lower uncertainty, while a smaller margin suggests higher uncertainty. Likewise the other methods, we use the logit values of the first token of each answer.

#### 4.2.2 Black-box LLMs

As some proprietary models do not support logit information, uncertainty quantification using only the responses of LLMs has been well studied (Manakul et al., 2023; Lin et al., 2022a). Here, we investigate the two most popular approaches.

**Verbalized Confidence** Verbalized confidence (Lin et al., 2022a) involves the model explicitly stating its confidence level in its generated response. Specifically, we ask the model to provide a single answer or multiple answers (see Appendix D), and then provide a confidence score, which is a numerical value in the range of 0-100.

**Response Consistency** Response consistency assesses uncertainty by generating multiple responses to the same prompt and analyzing the differences among them. A high degree of consistency in the responses suggests greater confidence, while diverse responses indicate higher uncertainty. Specifically, let  $\{r_1, r_2, \dots, r_m\}$  be the set of responses generated by the LLMs for a given question, where  $m$  is the number of responses. The response consistency can be formulated as follows:

$$\text{consistency} = \frac{2}{m(m-1)} \sum_{i=1}^{m-1} \sum_{j=i+1}^m \text{sim}(\mathbf{r}_i, \mathbf{r}_j),$$

where  $\text{sim}$  is the function that calculates similarity between two texts. We utilize an exact match for the similarity function.

### 4.3 Evaluation

**Metrics for Correctness** To calculate the correctness of a single answer, we use the *accuracy* with the exact match between the predicted answer

and the ground-truth answer. For the correctness of multiple answers, we adopt three metrics. The main metric, as we aim to assess the reliability of each answer in the response, is *precision*. This metric calculates the proportion of correctly predicted answers out of all predicted answers, using an exact match. For further analysis, we also define *recall*, which is the proportion of correctly predicted answers out of all ground-truth answers. Additionally, we use the *F1 score*, which is the harmonic mean of precision and recall, to provide a balanced measure of the model’s accuracy in predicting multiple answers. Detailed explanation of measuring correctness is in Appendix D.

**Metrics for Uncertainty Quantification** High performance in uncertainty quantification indicates that the uncertainty measure can effectively predict whether the model’s predictions are likely to be correct or incorrect. Note that our evaluation does not focus on calibration, which aims to predict the exact correctness score using the confidence value. We primarily use the Area Under the Receiver Operating Characteristic Curve (AUROC) for failure prediction, which provides a comprehensive evaluation of the model’s ability to distinguish between correct and incorrect predictions. Results using other metrics, such as Area under the Precision-Recall Curve (AUPRC), are presented in Appendix F.

### 4.4 Implementation Details

For white-box LLMs, we use Llama3-(8b, 72b) (AI@Meta, 2024), Qwen-(7b, 72b) (Bai et al., 2023), Zephyr-7b (Tunstall et al., 2023), Mistral-v02 (Jiang et al., 2023)-7b, Mixtral (Jiang et al., 2024)-8x7b, and Gemma-7b (Team et al., 2024). For black-box LLMs, we use GPT-3.5 (Ouyang et al., 2022) and GPT-4 (OpenAI et al., 2024), along with some white-box LLMs used as black-box LLMs. For the evaluation of white-box LLMs, we use greedy sampling with a temperature value of 1.0. For the evaluation of black-box LLMs, we sample 5 responses for each question, using a temperature value of 0.99 and top-p sampling with p equal to 0.9. We use vanilla prompting for world knowledge questions, which asks only for the answer, and Chain of Thought (CoT) prompting (Wei et al., 2022) for reasoning tasks, as vanilla prompting significantly degrades performance. More detailed implementation details are presented in Appendix D.

| Model          | Method    | World Knowledge |              |              | Mathematical Reasoning |              |              | Commonsense Reasoning |              |              |
|----------------|-----------|-----------------|--------------|--------------|------------------------|--------------|--------------|-----------------------|--------------|--------------|
|                |           | single          | multi        | all          | single                 | multi        | all          | single                | multi        | all          |
| Qwen1.5-7b     | Max Logit | <b>73.04</b>    | 64.24        | 67.61        | <b>74.36</b>           | 60.16        | 67.70        | <b>60.09</b>          | 54.24        | 58.43        |
|                | Entropy   | <b>71.19</b>    | 64.50        | 66.86        | <b>74.15</b>           | 59.75        | 67.31        | <b>60.34</b>          | 54.21        | 58.64        |
|                | Margin    | <b>71.26</b>    | 62.10        | 65.53        | <b>74.23</b>           | 59.89        | 67.44        | <b>59.85</b>          | 54.23        | 58.23        |
| Zephyr-7b      | Max Logit | <b>59.84</b>    | 53.61        | 55.00        | <b>68.88</b>           | 68.27        | 68.25        | 46.64                 | <b>51.89</b> | 48.29        |
|                | Entropy   | <b>71.84</b>    | 66.69        | 67.37        | <b>68.81</b>           | 64.54        | 66.15        | <b>54.53</b>          | 44.65        | 48.62        |
|                | Margin    | <b>59.59</b>    | 53.81        | 55.08        | <b>68.84</b>           | 68.33        | 68.33        | 47.14                 | <b>51.75</b> | 48.37        |
| Mistral-v02-7b | Max Logit | <b>56.46</b>    | 50.62        | 52.25        | <b>66.17</b>           | 55.44        | 60.48        | 36.85                 | <b>46.47</b> | 40.61        |
|                | Entropy   | <b>72.38</b>    | 70.65        | 71.27        | <b>65.72</b>           | 58.13        | 61.64        | <b>63.55</b>          | 56.95        | 59.10        |
|                | Margin    | <b>57.47</b>    | 51.11        | 52.95        | <b>66.30</b>           | 55.57        | 60.68        | 37.38                 | <b>46.76</b> | 40.93        |
| Gemma-7b       | Max Logit | <b>77.31</b>    | 74.05        | <b>74.60</b> | 61.39                  | 54.18        | <b>55.75</b> | 51.43                 | 52.25        | 51.32        |
|                | Entropy   | <b>78.06</b>    | 74.97        | <b>75.53</b> | 61.47                  | 54.17        | <b>55.78</b> | 52.61                 | 52.47        | 52.57        |
|                | Margin    | <b>75.47</b>    | 71.46        | <b>72.23</b> | 61.33                  | 54.00        | <b>55.67</b> | 50.67                 | 52.19        | 50.59        |
| Llama3-8b      | Max Logit | <b>82.33</b>    | 69.88        | 74.70        | <b>64.85</b>           | 60.47        | 63.56        | <b>57.85</b>          | 49.95        | 50.13        |
|                | Entropy   | <b>81.52</b>    | 70.63        | 75.07        | <b>64.83</b>           | 60.22        | 63.44        | <b>58.77</b>          | 50.07        | 50.45        |
|                | Margin    | <b>80.35</b>    | 67.44        | 72.17        | <b>64.73</b>           | 60.34        | 63.47        | <b>57.19</b>          | 49.97        | 49.97        |
| Mixtral-8x7b   | Max Logit | 48.82           | <b>54.90</b> | 53.59        | <b>56.12</b>           | 55.86        | 55.40        | 41.67                 | <b>42.90</b> | 40.53        |
|                | Entropy   | <b>72.82</b>    | 68.72        | 71.54        | 55.83                  | <b>60.39</b> | 56.70        | 58.58                 | 55.48        | <b>59.39</b> |
|                | Margin    | 49.14           | <b>55.14</b> | 53.80        | 56.13                  | <b>58.54</b> | 56.62        | <b>42.62</b>          | 42.38        | 41.24        |
| Llama3-70b     | Max Logit | <b>78.27</b>    | 64.50        | <b>69.48</b> | 61.45                  | 56.19        | 57.94        | 51.42                 | <b>55.53</b> | 53.55        |
|                | Entropy   | <b>79.47</b>    | 65.07        | 70.27        | <b>60.87</b>           | 55.43        | 57.28        | 51.64                 | <b>55.46</b> | 53.61        |
|                | Margin    | <b>77.38</b>    | 63.86        | 68.75        | <b>60.71</b>           | 55.40        | 57.19        | 51.16                 | <b>55.45</b> | 53.40        |
| Qwen1.5-72b    | Max Logit | <b>74.72</b>    | 69.67        | 71.11        | 57.25                  | <b>66.95</b> | 62.26        | <b>74.58</b>          | 56.36        | 62.96        |
|                | Entropy   | <b>75.13</b>    | 70.10        | 71.52        | 57.15                  | <b>66.91</b> | 62.28        | <b>74.63</b>          | 56.46        | 63.06        |
|                | Margin    | <b>73.53</b>    | 68.60        | 70.01        | 57.06                  | <b>66.79</b> | 62.22        | <b>74.52</b>          | 56.30        | 62.88        |
| Average        | Max Logit | <b>68.85</b>    | 62.68        | 64.79        | <b>63.81</b>           | 59.69        | 61.42        | <b>52.56</b>          | 51.20        | 50.73        |
|                | Entropy   | <b>75.30</b>    | 68.92        | 71.18        | <b>63.60</b>           | 59.94        | 61.32        | <b>59.33</b>          | 53.22        | 55.68        |
|                | Margin    | <b>68.02</b>    | 61.69        | 63.82        | <b>63.66</b>           | 59.86        | 61.45        | <b>52.57</b>          | 51.13        | 50.70        |

Table 2: The AUROC scores are obtained using white-box based uncertainty quantification models on different datasets and models. A high score indicates high quantification performance. “single” refers to the results on a QA set with only single answers, “multi” refers to the **MAQA**, and “all” refers to the combination of these two datasets, which includes both single and multi-answer sets. **Bold** denotes the row-wise maximum AUROC for each task.

## 5 Experimental Results

### 5.1 Uncertainty Quantification Results of White-box LLMs

Table 2 shows the AUROC scores of different uncertainty quantification methods for white-box LLMs across various tasks and models. Based on the results, we have two key observations.

**Observation 1** *Data uncertainty does impact logit distributions in the world knowledge task; however, the logits—particularly those represented as entropy—remain useful for predicting the factuality of responses due to internal prioritization.*

In the world knowledge task, we observe that the AUROC scores for both the *multi* and *all* decline across almost all models and white-box methods, when compared to evaluation on the single-answer dataset. This decrease can be attributed to the data uncertainty effects, as most uncertainty quantifica-

tion methods do not account for the composition of data and model uncertainties separately. Figure 2a supports this claim, showing that the maximum logit values of the correct answers decreases as the number of ground-truth answers increases.

However, despite the impact of data uncertainty, logit values—particularly those represented as entropy—remain useful for predicting the correctness of answers, as the average values remain higher than 60. The effectiveness of entropy indicates that LLMs prioritize a few tokens when generating each answer regardless of the number of answers. As depicted in Figure 2b, the sum of the top 5 softmax logits of the correct answers have similar values regardless of the number of ground-truth answers, making the entropy measure valid for the world knowledge task. Moreover, when LLMs are asked to provide multiple answer in an order that seems more probable and common, the

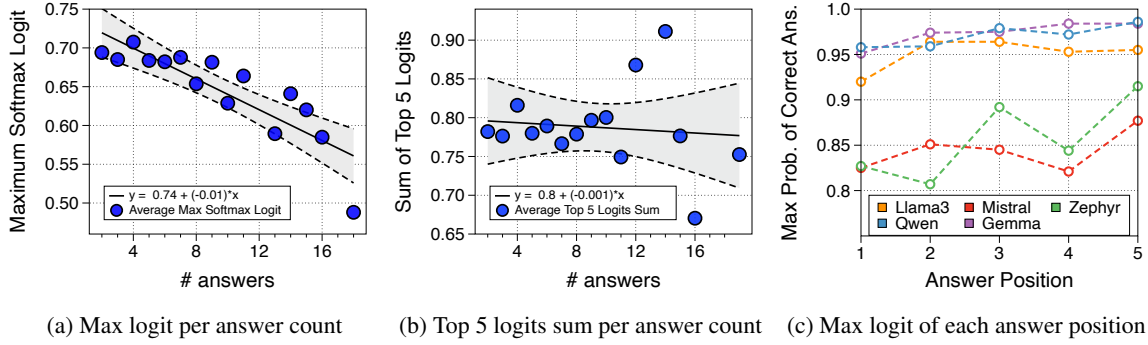


Figure 2: (a) Maximum probability of correct answer by the number of answers when evaluated on world knowledge part of **MAQA**. The number of answers clearly affects the probability value, indicating the data uncertainty. (b) Sum of top 5 probabilities of correct answer per each number of answers, which seems constant across answer count. The results are averaged over five 7-8B models. (c) Max probabilities of correct answers per each answer position when evaluated on reasoning tasks. LLMs tend to be overconfident, especially after the first answer.

| Model          | Method      | World Knowledge |              |              | Mathematical Reasoning |              |              | Commonsense Reasoning |              |       |
|----------------|-------------|-----------------|--------------|--------------|------------------------|--------------|--------------|-----------------------|--------------|-------|
|                |             | single          | multi        | mixed        | single                 | multi        | mixed        | single                | multi        | mixed |
| Qwen1.5-7b     | Verbalize   | 52.36           | <b>59.10</b> | 53.67        | <b>69.43</b>           | 58.71        | 65.40        | 46.04                 | <b>56.74</b> | 48.74 |
|                | Consistency | 81.56           | <b>88.88</b> | 83.96        | <b>94.58</b>           | 92.14        | 94.51        | 60.78                 | <b>61.17</b> | 60.78 |
| Mistral-v02-7b | Verbalize   | 65.82           | 66.21        | <b>68.57</b> | 57.78                  | <b>64.82</b> | 58.90        | <b>62.17</b>          | 47.39        | 51.84 |
|                | Consistency | 75.83           | <b>85.02</b> | 79.53        | 94.55                  | <b>96.19</b> | 95.20        | 59.49                 | <b>70.92</b> | 63.74 |
| Llama3-8b      | Verbalize   | <b>71.68</b>    | 64.24        | 69.54        | <b>61.02</b>           | 60.51        | 62.39        | <b>59.56</b>          | 50.10        | 59.15 |
|                | Consistency | 87.51           | <b>87.67</b> | 87.36        | 92.59                  | 90.00        | <b>92.74</b> | 56.71                 | <b>84.41</b> | 67.63 |
| GPT-3.5        | Verbalize   | 62.68           | 60.33        | <b>64.98</b> | 48.64                  | <b>61.30</b> | 50.29        | 55.59                 | <b>59.46</b> | 58.04 |
|                | Consistency | 80.93           | <b>84.31</b> | 81.53        | 87.90                  | 87.07        | <b>88.04</b> | 63.61                 | <b>64.94</b> | 63.00 |
| GPT-4          | Verbalize   | <b>69.28</b>    | 64.76        | 68.42        | 62.23                  | <b>72.45</b> | 68.58        | <b>55.80</b>          | 50.11        | 52.13 |
|                | Consistency | 71.46           | <b>77.44</b> | 71.30        | 71.85                  | <b>92.15</b> | 88.04        | 62.02                 | <b>71.54</b> | 60.65 |
| Average        | Verbalize   | <b>64.36</b>    | 62.93        | 65.04        | 59.82                  | <b>63.56</b> | 61.11        | <b>55.83</b>          | 52.76        | 53.98 |
|                | Consistency | 79.46           | <b>84.66</b> | 80.74        | 88.29                  | 91.51        | <b>91.71</b> | 60.52                 | <b>70.59</b> | 63.16 |

Table 3: The AUROC scores are obtained using black-box based uncertainty quantification models on different datasets and models. A high score indicates high quantification performance. “single” refers to the results on a QA set with only single answers, “multi” refers to the **MAQA**, and “all” refers to the mixture of these two datasets, which includes both single and multi-answer sets. **Bold** denotes the row-wise maximum AUROC for each task.

AUROC scores increase, as shown in Table 4. This supports the claim the LLMs have their own internal priority of answers, making less affected by data uncertainty.

**Observation 2** *In reasoning tasks, LLMs tend to be overconfident even under data uncertainty, especially after providing the first answer, decreasing the performance of uncertainty quantification.*

In the mathematical and commonsense reasoning tasks, where LLMs need to output answers after multiple intermediate reasoning steps, we observe that the performance of uncertainty quantification based on logit values also decrease. This trend becomes more pronounced in the multi-answer case, as performance mostly decreases compared to single-answer cases.

This can be explained by the LLMs’ tendency to be overconfident on reasoning tasks. As illustrated in Figure 2c, the average maximum softmax logit of each answer token has a high value, especially higher than 0.9 for some models (Llama-3, Qwen, and Gemma) and it increases as LLMs output the next answer. This implies that LLMs tend to be overconfident after the reasoning process, and after providing a response with the first answer, they become more overconfident on the rest of the answers, making uncertainty quantification for white-box LLMs difficult. To further validate the overconfidence, we also evaluate using the vanilla prompting. Figure 3a shows the difference in maximum softmax logit at each position by different prompting techniques. Using CoT prompt

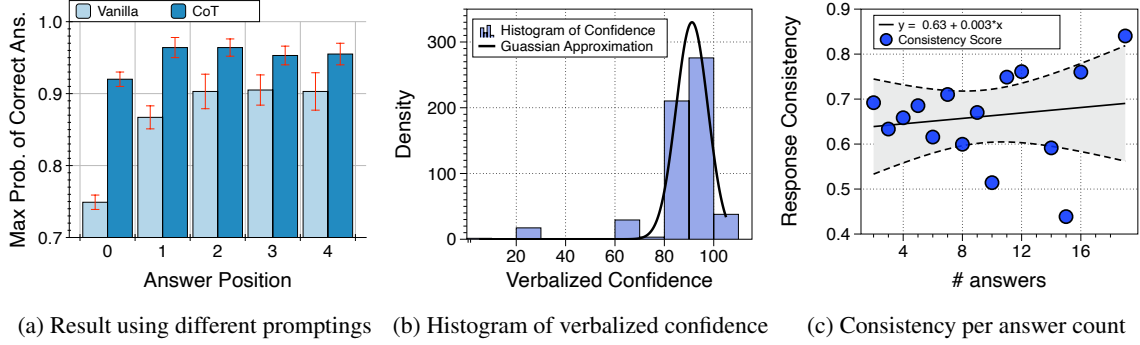


Figure 3: (a) Maximum probability of correct answer per answer position by different prompting methods. CoT prompting clearly increases the confidence score. (b) Histogram of verbalized confidence values when evaluated on MAQA. LLMs tend to be overconfident, as confidence score is concentrated in the range of 80-100. (c) Response consistency per answer count. Score is averaged over all datasets. For all three results, Llama-3-8b is utilized.

| Method    | World Knowledge NQ |              | World Knowledge HLS |              |
|-----------|--------------------|--------------|---------------------|--------------|
|           | w/o priority       | w priority   | w/o priority        | w priority   |
| Max Logit | 72.85              | <b>73.71</b> | 59.34               | <b>69.74</b> |
| Entropy   | 72.99              | <b>74.87</b> | 60.07               | <b>78.61</b> |
| Margin    | 70.09              | <b>72.69</b> | 57.51               | <b>77.61</b> |

Table 4: The AUROC scores for different promptings using the Llama-3-8b model on two different world knowledge datasets. Priority prompting includes the additional instruction of providing answers in a way that makes the model’s responses seem more probable and common.

leads to high increase in the logit value, indicating that the reasoning process makes the LLMs more confident, validating the claim.

## 5.2 Uncertainty Quantification Results of Black-Box LLMs

Table 3 shows the results of uncertainty quantification methods for black-box LLMs. We present two key observations.

**Observation 3** *LLMs tend to be overconfident when verbally providing a confidence score regardless of the data uncertainty, making uncertainty quantification difficult.*

As shown in Table 3, verbalized confidence struggles significantly, as evidenced by the low AUROC scores, especially on the commonsense reasoning task. The trend is similar for both single-answer and multi-answer datasets, as verbalized confidence is usually less affected by data uncertainty since it determines the confidence internally. The low AUROC score of verbalized confidence can be explained by overconfidence. As shown in Figure 3b, for both single-answer and multi-answer

cases, the confidence is mostly distributed above 80 on a scale of 0-100. This overconfidence of LLMs aligns with the findings of Xiong et al. (2024) for single-answer cases and is also evident for multi-answer cases.

**Observation 4** *Response consistency works extremely well on all tasks, showing even better performance on multi-answer datasets.*

Table 3 shows that consistency-based methods have significantly high AUROC scores on all tasks, especially on multi-answer datasets. This implies that even with many possible answers, LLMs tend to respond similarly if they know the answers. Figure 3c shows that the consistency score is not affected by the number of true labels. Moreover, as the multi-answer approach can calculate more fine-grained similarity by the rate of overlap over all answers, it works extremely well on multi-answer datasets.

## 5.3 Recall and F1 score

To test the uncertainty quantification methods for predicting aggregated scores, we also calculate the AUROC score using recall and F1 score as true labels on the world knowledge set with the Llama3-8b model. This analysis yields a key observation:

**Observation 5** *Both logit-based and response-based methods are capable of predicting the recall and f1 score even when the number of answers grows huge.*

Table 5 shows the results of uncertainty quantification methods for predicting recall and F1 score. As we can see, regardless of the size of true labels, it has a high AUROC score for both recall and F1 score, with outstanding performance in response



| Method      | World Knowledge NQ |       |       | World Knowledge HLS |       |       |
|-------------|--------------------|-------|-------|---------------------|-------|-------|
|             | P                  | R     | F1    | P                   | R     | F1    |
| Max Logit   | 72.85              | 65.47 | 69.74 | 59.34               | 65.69 | 67.81 |
| Entropy     | 72.99              | 65.96 | 70.37 | 60.07               | 66.86 | 68.00 |
| Margin      | 70.09              | 64.64 | 73.89 | 57.51               | 65.50 | 68.19 |
| Verbalize   | 67.13              | 62.05 | 64.27 | 80.56               | 69.49 | 68.75 |
| Consistency | 88.51              | 84.51 | 88.92 | 80.79               | 90.06 | 91.24 |

Table 5: The AUROC scores for different correctness metrics—precision (P), recall (R), and F1 score (F1)—using the Llama3-8b model on two different world knowledge datasets.

consistency. This demonstrates that uncertainty quantification methods are also related to LLMs’ willingness to answer all the questions, even without explicit prompting to respond to all.

## 6 Conclusion

In this paper, we contribute to the uncertainty quantification of LLMs in two aspects: First, we propose a new benchmark, **MAQA**, which consists of question-answer pairs where each question requires more than two answers, ensuring data uncertainty at the question level. Second, we investigate uncertainty quantification in both white-box and black-box settings, observing the challenges previous works face in this new setting for reasoning tasks, and the superiority of entropy and consistency-based approaches for world knowledge tasks. We hope this work serves as a foundation for future research on more realistic settings for uncertainty quantification.

## Limitations

We created a novel multi-answer dataset, **MAQA**, that covers three different tasks. Although we conducted a quality check, there may remain some ambiguous questions or unclear answers. Additionally, likewise many other QA datasets, our data contains answers that can take multiple forms. Despite our efforts to include all possible answers, there may be some noise in the dataset.

In this paper, we evaluate multiple uncertainty quantification methods for both white-box and black-box LLMs in the presence of data uncertainty. Although we have several observations, none of the methods are free of hyperparameters, such as temperature, sampling methods, etc. We believe that future work should investigate these settings further and establish guidelines for their use.

## Ethics Statement

Hallucination, where large language models (LLMs) generate responses that appear plausible but are factually incorrect, poses a significant ethical issue. This phenomenon can lead to the dissemination of misinformation, which may cause harm by misleading users, decreasing the reliability of LLMs, and potentially influencing decision-making processes in critical areas such as healthcare, legal, and financial services. Therefore, addressing hallucinations in LLMs is crucial to ensure that AI systems operate within ethical boundaries.

Uncertainty quantification methods offer a promising approach to addressing the ethical challenges posed by hallucinations in LLMs. By estimating the confidence levels of the models’ outputs, these methods can help identify and flag potentially unreliable or erroneous information. This transparency enables users to better assess the trustworthiness of AI-generated content and make informed decisions. Moreover, incorporating uncertainty quantification can guide developers in refining LLMs to reduce the occurrence of hallucinations, thereby enhancing the ethical deployment of AI technologies.

## Acknowledgements

We would like to thank Namgyu Ho for his feedback on the outline of the paper. We also extend our gratitude to Jimin Lee for extensive discussions on dataset annotation.

## References

- Gustaf Ahndritz, Tian Qin, Nikhil Vyas, Boaz Barak, and Benjamin L Edelman. 2024. [Distinguishing the knowable from the unknowable with language models](#). *arXiv preprint arXiv:2402.03563*.
- AI@Meta. 2024. [Llama 3 model card](#).
- Jinze Bai, Shuai Bai, Yunfei Chu, Zeyu Cui, Kai Dang, Xiaodong Deng, Yang Fan, Wenbin Ge, Yu Han, Fei Huang, et al. 2023. [Qwen technical report](#). *arXiv preprint arXiv:2309.16609*.
- Michael Boratko, Xiang Li, Tim O’Gorman, Rajarshi Das, Dan Le, and Andrew McCallum. 2020. [ProtoQA: A question answering dataset for prototypical common-sense reasoning](#). In *Proceedings of the 2020 Conference on Empirical Methods in Natural Language Processing (EMNLP)*, pages 1122–1136. Online. Association for Computational Linguistics.

- Danqi Chen, Adam Fisch, Jason Weston, and Antoine Bordes. 2017. [Reading Wikipedia to answer open-domain questions](#). In *Proceedings of the 55th Annual Meeting of the Association for Computational Linguistics (Volume 1: Long Papers)*, pages 1870–1879, Vancouver, Canada. Association for Computational Linguistics.
- Yung-Sung Chuang, Yujia Xie, Hongyin Luo, Yoon Kim, James R. Glass, and Pengcheng He. 2024. [Dola: Decoding by contrasting layers improves factuality in large language models](#). In *The Twelfth International Conference on Learning Representations*.
- Karl Cobbe, Vineet Kosaraju, Mohammad Bavarian, Mark Chen, Heewoo Jun, Lukasz Kaiser, Matthias Plappert, Jerry Tworek, Jacob Hilton, Reiichiro Nakano, et al. 2021. [Training verifiers to solve math word problems](#). *arXiv preprint arXiv:2110.14168*.
- Jeremy Cole, Michael Zhang, Daniel Gillick, Julian Eisenschlos, Bhuwan Dhingra, and Jacob Eisenstein. 2023. [Selectively answering ambiguous questions](#). In *Proceedings of the 2023 Conference on Empirical Methods in Natural Language Processing*, pages 530–543, Singapore. Association for Computational Linguistics.
- Marina Fomicheva, Shuo Sun, Lisa Yankovskaya, Frédéric Blain, Francisco Guzmán, Mark Fishel, Nikolaos Aletras, Vishrav Chaudhary, and Lucia Specia. 2020. [Unsupervised quality estimation for neural machine translation](#). *Transactions of the Association for Computational Linguistics*, 8:539–555.
- Mor Geva, Daniel Khashabi, Elad Segal, Tushar Khot, Dan Roth, and Jonathan Berant. 2021. [Did aristotle use a laptop? a question answering benchmark with implicit reasoning strategies](#). *Transactions of the Association for Computational Linguistics*, 9:346–361.
- Dan Hendrycks, Collin Burns, Steven Basart, Andy Zou, Mantas Mazeika, Dawn Song, and Jacob Steinhardt. 2021. [Measuring massive multitask language understanding](#). In *International Conference on Learning Representations*.
- Bairu Hou, Yujian Liu, Kaizhi Qian, Jacob Andreas, Shiyu Chang, and Yang Zhang. 2023. [Decomposing uncertainty for large language models through input clarification ensembling](#). *arXiv preprint arXiv:2311.08718*.
- Ziwei Ji, Nayeon Lee, Rita Frieske, Tiezheng Yu, Dan Su, Yan Xu, Etsuko Ishii, Ye Jin Bang, Andrea Madotto, and Pascale Fung. 2023. [Survey of hallucination in natural language generation](#). *ACM Comput. Surv.*, 55(12).
- Albert Q Jiang, Alexandre Sablayrolles, Arthur Mensch, Chris Bamford, Devendra Singh Chaplot, Diego de las Casas, Florian Bressand, Gianna Lengyel, Guillaume Lample, Lucile Saulnier, et al. 2023. [Mistral 7b](#). *arXiv preprint arXiv:2310.06825*.
- Albert Q Jiang, Alexandre Sablayrolles, Antoine Roux, Arthur Mensch, Blanche Savary, Chris Bamford, Devendra Singh Chaplot, Diego de las Casas, Emma Bou Hanna, Florian Bressand, et al. 2024. [Mixtral of experts](#). *arXiv preprint arXiv:2401.04088*.
- Mandar Joshi, Eunsol Choi, Daniel Weld, and Luke Zettlemoyer. 2017. [TriviaQA: A large scale distantly supervised challenge dataset for reading comprehension](#). In *Proceedings of the 55th Annual Meeting of the Association for Computational Linguistics (Volume 1: Long Papers)*, pages 1601–1611, Vancouver, Canada. Association for Computational Linguistics.
- Saurav Kadavath, Tom Conerly, Amanda Askell, Tom Henighan, Dawn Drain, Ethan Perez, Nicholas Schiefer, Zac Hatfield-Dodds, Nova DasSarma, Eli Tran-Johnson, et al. 2022. [Language models \(mostly\) know what they know](#). *arXiv preprint arXiv:2207.05221*.
- Lorenz Kuhn, Yarin Gal, and Sebastian Farquhar. 2023. [Semantic uncertainty: Linguistic invariances for uncertainty estimation in natural language generation](#). In *The Eleventh International Conference on Learning Representations*.
- Tom Kwiatkowski, Jennimaria Palomaki, Olivia Redfield, Michael Collins, Ankur Parikh, Chris Alberti, Danielle Epstein, Illia Polosukhin, Jacob Devlin, Kenton Lee, Kristina Toutanova, Llion Jones, Matthew Kelcey, Ming-Wei Chang, Andrew M. Dai, Jakob Uszkoreit, Quoc Le, and Slav Petrov. 2019. [Natural questions: A benchmark for question answering research](#). *Transactions of the Association for Computational Linguistics*, 7:452–466.
- Haonan Li, Martin Tomko, Maria Vasardani, and Timothy Baldwin. 2022. [MultiSpanQA: A dataset for multi-span question answering](#). In *Proceedings of the 2022 Conference of the North American Chapter of the Association for Computational Linguistics: Human Language Technologies*, pages 1250–1260, Seattle, United States. Association for Computational Linguistics.
- Stephanie Lin, Jacob Hilton, and Owain Evans. 2022a. [Teaching models to express their uncertainty in words](#). *Transactions on Machine Learning Research*.
- Stephanie Lin, Jacob Hilton, and Owain Evans. 2022b. [TruthfulQA: Measuring how models mimic human falsehoods](#). In *Proceedings of the 60th Annual Meeting of the Association for Computational Linguistics (Volume 1: Long Papers)*, pages 3214–3252, Dublin, Ireland. Association for Computational Linguistics.
- Potsawee Manakul, Adian Liusie, and Mark Gales. 2023. [SelfCheckGPT: Zero-resource black-box hallucination detection for generative large language models](#). In *Proceedings of the 2023 Conference on Empirical Methods in Natural Language Processing*, pages 9004–9017, Singapore. Association for Computational Linguistics.

- Sewon Min, Julian Michael, Hannaneh Hajishirzi, and Luke Zettlemoyer. 2020. [AmbigQA: Answering ambiguous open-domain questions](#). In *Proceedings of the 2020 Conference on Empirical Methods in Natural Language Processing (EMNLP)*, pages 5783–5797, Online. Association for Computational Linguistics.
- OpenAI, Josh Achiam, Steven Adler, Sandhini Agarwal, Lama Ahmad, Ilge Akkaya, Florencia Leoni Aleman, Diogo Almeida, Janko Altschmidt, Sam Altman, Shyamal Anadkat, Red Avila, Igor Babuschkin, Suchir Balaji, Valerie Balcom, Paul Baltescu, Haiming Bao, Mohammad Bavarian, Jeff Belgum, Irwan Bello, Jake Berdine, Gabriel Bernadett-Shapiro, Christopher Berner, Lenny Bogdonoff, Oleg Boiko, Madelaine Boyd, Anna-Luisa Brakman, Greg Brockman, Tim Brooks, Miles Brundage, Kevin Button, Trevor Cai, Rosie Campbell, Andrew Cann, Brittany Carey, Chelsea Carlson, Rory Carmichael, Brooke Chan, Che Chang, Fotis Chantzis, Derek Chen, Sully Chen, Ruby Chen, Jason Chen, Mark Chen, Ben Chess, Chester Cho, Casey Chu, Hyung Won Chung, Dave Cummings, Jeremiah Currier, Yunxing Dai, Cory Decareaux, Thomas Degry, Noah Deutsch, Damien Deville, Arka Dhar, David Dohan, Steve Dowling, Sheila Dunning, Adrien Ecoffet, Atty Eleti, Tyna Eloundou, David Farhi, Liam Fedus, Niko Felix, Simón Posada Fishman, Juston Forte, Isabella Fulford, Leo Gao, Elie Georges, Christian Gibson, Vik Goel, Tarun Gogineni, Gabriel Goh, Rapha Gontijo-Lopes, Jonathan Gordon, Morgan Grafstein, Scott Gray, Ryan Greene, Joshua Gross, Shixiang Shane Gu, Yufei Guo, Chris Hallacy, Jesse Han, Jeff Harris, Yuchen He, Mike Heaton, Johannes Heidecke, Chris Hesse, Alan Hickey, Wade Hickey, Peter Hoeschele, Brandon Houghton, Kenny Hsu, Shengli Hu, Xin Hu, Joost Huizinga, Shantanu Jain, Shawn Jain, Joanne Jang, Angela Jiang, Roger Jiang, Haozhun Jin, Denny Jin, Shino Jomoto, Billie Jonn, Heewoo Jun, Tomer Kaftan, Łukasz Kaiser, Ali Kamali, Ingmar Kanitscheider, Nitish Shirish Keskar, Tabarak Khan, Logan Kilpatrick, Jong Wook Kim, Christina Kim, Yongjik Kim, Jan Hendrik Kirchner, Jamie Kiros, Matt Knight, Daniel Kokotajlo, Łukasz Kondraciuk, Andrew Kondrich, Aris Konstantinidis, Kyle Kosic, Gretchen Krueger, Vishal Kuo, Michael Lampe, Ikai Lan, Teddy Lee, Jan Leike, Jade Leung, Daniel Levy, Chak Ming Li, Rachel Lim, Molly Lin, Stephanie Lin, Mateusz Litwin, Theresa Lopez, Ryan Lowe, Patricia Lue, Anna Makanju, Kim Malfacini, Sam Manning, Todor Markov, Yaniv Markovski, Bianca Martin, Katie Mayer, Andrew Mayne, Bob McGrew, Scott Mayer McKinney, Christine McLeavey, Paul McMillan, Jake McNeil, David Medina, Aalok Mehta, Jacob Menick, Luke Metz, Andrey Mishchenko, Pamela Mishkin, Vinnie Monaco, Evan Morikawa, Daniel Mossing, Tong Mu, Mira Murati, Oleg Murk, David Mély, Ashvin Nair, Reiichiro Nakano, Rajeev Nayak, Arvind Neelakantan, Richard Ngo, Hyeonwoo Noh, Long Ouyang, Cullen O’Keefe, Jakub Pachocki, Alex Paino, Joe Palermo, Ashley Pantuliano, Giambattista Parascandolo, Joel Parish, Emy Parparita, Alex Passos, Mikhail Pavlov, Andrew Peng, Adam Perelman, Filipe de Avila Belbute Peres, Michael Petrov, Henrique Ponde de Oliveira Pinto, Michael, Pokorny, Michelle Pokrass, Vitchyr H. Pong, Tolly Powell, Alethea Power, Boris Power, Elizabeth Proehl, Raul Puri, Alec Radford, Jack Rae, Aditya Ramesh, Cameron Raymond, Francis Real, Kendra Rimbach, Carl Ross, Bob Rotsted, Henri Roussez, Nick Ryder, Mario Saltarelli, Ted Sanders, Shibani Santurkar, Girish Sastry, Heather Schmidt, David Schnurr, John Schulman, Daniel Selsam, Kyla Sheppard, Toki Sherbakov, Jessica Shieh, Sarah Shoker, Pranav Shyam, Szymon Sidor, Eric Sigler, Maddie Simens, Jordan Sitkin, Katarina Slama, Ian Sohl, Benjamin Sokolowsky, Yang Song, Natalie Staudacher, Felipe Petroski Such, Natalie Summers, Ilya Sutskever, Jie Tang, Nikolas Tezak, Madeleine B. Thompson, Phil Tillet, Amin Tootoonchian, Elizabeth Tseng, Preston Tuggle, Nick Turley, Jerry Tworek, Juan Felipe Cerón Uribe, Andrea Vallone, Arun Vijayvergiya, Chelsea Voss, Carroll Wainwright, Justin Jay Wang, Alvin Wang, Ben Wang, Jonathan Ward, Jason Wei, CJ Weinmann, Akila Welihinda, Peter Welinder, Jiayi Weng, Lilian Weng, Matt Wiethoff, Dave Willner, Clemens Winter, Samuel Wolrich, Hannah Wong, Lauren Workman, Sherwin Wu, Jeff Wu, Michael Wu, Kai Xiao, Tao Xu, Sarah Yoo, Kevin Yu, Qiming Yuan, Wojciech Zaremba, Rowan Zellers, Chong Zhang, Marvin Zhang, Shengjia Zhao, Tianhao Zheng, Juntang Zhuang, William Zhuk, and Barret Zoph. 2024. [Gpt-4 technical report](#). *Preprint*, arXiv:2303.08774.
- Long Ouyang, Jeffrey Wu, Xu Jiang, Diogo Almeida, Carroll Wainwright, Pamela Mishkin, Chong Zhang, Sandhini Agarwal, Katarina Slama, Alex Ray, John Schulman, Jacob Hilton, Fraser Kelton, Luke Miller, Maddie Simens, Amanda Askell, Peter Welinder, Paul F Christiano, Jan Leike, and Ryan Lowe. 2022. [Training language models to follow instructions with human feedback](#). In *Advances in Neural Information Processing Systems*, volume 35, pages 27730–27744. Curran Associates, Inc.
- Benjamin Plaut, Khanh Nguyen, and Tu Trinh. 2024. [Softmax probabilities \(mostly\) predict large language model correctness on multiple-choice q&a](#). *arXiv preprint arXiv:2402.13213*.
- Tal Schuster, Adam Fisch, Jai Gupta, Mostafa Dehghani, Dara Bahri, Vinh Q. Tran, Yi Tay, and Donald Metzler. 2022. [Confident adaptive language modeling](#). In *Advances in Neural Information Processing Systems*.
- Aviv Slobodkin, Omer Goldman, Avi Caciularu, Ido Dagan, and Shauli Ravfogel. 2023. [The curious case of hallucinatory \(un\)answerability: Finding truths in the hidden states of over-confident large language models](#). In *Proceedings of the 2023 Conference on Empirical Methods in Natural Language Processing*, pages 3607–3625, Singapore. Association for Computational Linguistics.

- Gemma Team, Thomas Mesnard, Cassidy Hardin, Robert Dadashi, Surya Bhupatiraju, Shreya Pathak, Laurent Sifre, Morgane Rivière, Mihir Sanjay Kale, Juliette Love, et al. 2024. [Gemma: Open models based on gemini research and technology](#). *arXiv preprint arXiv:2403.08295*.
- Lewis Tunstall, Edward Beeching, Nathan Lambert, Nazneen Rajani, Kashif Rasul, Younes Belkada, Shengyi Huang, Leandro von Werra, Clémentine Fourier, Nathan Habib, et al. 2023. [Zephyr: Direct distillation of lm alignment](#). *arXiv preprint arXiv:2310.16944*.
- Dennis Ulmer, Martin Gubri, Hwaran Lee, Sangdoo Yun, and Seong Joon Oh. 2024. [Calibrating large language models using their generations only](#). *arXiv preprint arXiv:2403.05973*.
- Jason Wei, Xuezhi Wang, Dale Schuurmans, Maarten Bosma, brian ichter, Fei Xia, Ed Chi, Quoc V Le, and Denny Zhou. 2022. [Chain-of-thought prompting elicits reasoning in large language models](#). In *Advances in Neural Information Processing Systems*, volume 35, pages 24824–24837. Curran Associates, Inc.
- Miao Xiong, Zhiyuan Hu, Xinyang Lu, YIFEI LI, Jie Fu, Junxian He, and Bryan Hooi. 2024. [Can LLMs express their uncertainty? an empirical evaluation of confidence elicitation in LLMs](#). In *The Twelfth International Conference on Learning Representations*.
- Yasin Abbasi Yadkori, Ilja Kuzborskij, David Stutz, András György, Adam Fisch, Arnaud Doucet, Iuliya Beloshapka, Wei-Hung Weng, Yao-Yuan Yang, Csaba Szepesvári, et al. 2024. [Mitigating llm hallucinations via conformal abstention](#). *arXiv preprint arXiv:2405.01563*.
- Lianmin Zheng, Wei-Lin Chiang, Ying Sheng, Siyuan Zhuang, Zhanghao Wu, Yonghao Zhuang, Zi Lin, Zhuohan Li, Dacheng Li, Eric Xing, Hao Zhang, Joseph E. Gonzalez, and Ion Stoica. 2023. [Judging LLM-as-a-judge with MT-bench and chatbot arena](#). In *Thirty-seventh Conference on Neural Information Processing Systems Datasets and Benchmarks Track*.
- Ming Zhu, Aman Ahuja, Da-Cheng Juan, Wei Wei, and Chandan K. Reddy. 2020. [Question answering with long multiple-span answers](#). In *Findings of the Association for Computational Linguistics: EMNLP 2020*, pages 3840–3849, Online. Association for Computational Linguistics.



## Appendix

### A More Related Work

#### A.1 Question and Answering Datasets

To test the diverse abilities of language models, multiple open-domain question answering (ODQA) datasets (Kwiatkowski et al., 2019; Min et al., 2020; Joshi et al., 2017; Boratko et al., 2020; Zhu et al., 2020; Lin et al., 2022b) have been proposed. These datasets involve the task of answering any factual question. Early benchmarks created open-ended questions based on evidence from certain Wikipedia paragraphs (Chen et al., 2017), framing the task as reading comprehension. Due to the development of LLMs, these QA tasks are sometimes tested using only the LLMs without evidence (Jiang et al., 2023), assuming a deterministic single answer for each question.

Among these datasets, some datasets contain multi-answer question-answer pairs (Joshi et al., 2017; Kwiatkowski et al., 2019; Min et al., 2020). Specifically, TriviaQA (Joshi et al., 2017) includes some questions with multiple answers that can be found in documents. Natural Questions (NQ) (Kwiatkowski et al., 2019) collects numerous user queries from Google, some of which require multiple answers. AmbigQA (Min et al., 2020) also contains multi-answer question tasks arising from ambiguity.

#### A.2 Uncertainty Decomposition for LLMs

There are also lines of research that try to decompose model uncertainty and data uncertainty for LLMs (Hou et al., 2023; Cole et al., 2023). These methods mostly involve the clarification stage to remove the data uncertainty that comes from the ambiguity of the user question. However, even though the questions are unambiguous, there are many cases where data uncertainty still exists, and users require multiple answers, motivating us to investigate uncertainty quantification under the existence of data uncertainty without clarification.

### B Dataset Construction

In this section, we will explain in detail how each task of MAQA was created. We utilize the NQ Kwiatkowski et al. (2019), which is under the Apache 2.0 license, as well as GSM8k (Cobbe et al., 2021), MMLU (Hendrycks et al., 2021), and StrategyQA (Geva et al., 2021), which are under the MIT

license. Our benchmark MAQA will be distributed under the Apache 2.0 license.

#### B.1 World Knowledge

**World Knowledge NQ** As explained in Section 3, we modify the question-answering pairs so that each question requires multiple answers from the Natural Questions (Kwiatkowski et al., 2019) dataset using the OpenAI GPT-4-turbo model. Specifically, we use the following prompt template to modify the dataset (Note: some parts are skipped and marked as ..., as the original prompt is too long).

##### Prompt Template for Modifying Natural Question Dataset

You are given a question and answer pair. For each question, there are multiple answers. You have two options: 1) reject a pair, or 2) refine a pair.

Reject a pair with the answer "reject" if the question and answer pair contains the following features:

- The user's intention in asking the question is to receive a single answer. Therefore, if multiple answers imply the same meaning, or if there are multiple answers because the question is "ambiguous," you should reject this pair.

Example 1: All the answers convey the same meaning. ...

- If there are conflicts between the answers.

Example: The question below has conflicting answers. ...

- If the question is time-dependent, meaning its answer can change in the future.

...

Otherwise, refine the question and answer pair and return them. Instructions for refining are as follows:

- Properly format the question to make it a complete sentence. Modify the question so that it clearly requires multiple different answers.

Example:

...

- Remove all incorrect answers ...

...

- Remove duplicated responses ("the queen" and "The Queen" have the same meaning).

...

Please also provide a reason for your decision on a new line. In conclusion, your response should be formatted as a JSON file that belongs to one of the below two cases:

...

\*\*Now, here is the question-answer pair:\*\*

Question :  
{question}  
Answer :  
{answer}

After that, we conduct an additional quality check through the LLM, assessing the validity and ambiguity of the answers, the quality of the questions, and their time-dependency, using the instruction below (Zheng et al., 2023):

#### Prompt Template for Quality Check

Please act as an impartial judge and assess the quality of given question-and-answer pairs. The ideal question should naturally encourage a range of answers, rather than bundling multiple distinct questions together. Use the following criteria to determine if a pair scores highly:

1. (3 points) The question genuinely requires multiple, semantically unique responses, and should not consist of two sub-questions (e.g. What are A and B?). Also, the questions should reflect those that real users actually want to ask.
2. (2 points) All provided answers must be semantically distinct from one another, and one answer should not encompass another (e.g. low score cases: [ 1980, 06.1980 ], [ Vancouver, Vancouver Canada ]).
- 3.(3 points) Each answer in the list must appropriately address the question, without any missing answers or wrong answers. Missing or wrong answers would result in a low score.
4. (1 points) The question is unambiguous, clear and interpretable in only one way.
5. (1 points) The question should not be time-dependent (answers change over time).

Begin your evaluation by providing a short and brief explanation that consist of two to three sentences. Be as objective as possible. After providing your explanation, please rate the response on a scale of 1 to 10 by strictly following this format: "[[rating]]", for example: "Rating: [[5]]".

**\*\*Now, here is the question-answer pair:\*\***

Question :  
{question}  
Answer :  
{answer}

Based on the scores, we remove the answers that have a score lower than 5. Finally, three authors manually check the factuality, the ambiguity of the question, whether the question consists of multiple sub-questions, and also label the question type for each question. The final data totals 592 pairs, covering diverse subjects and question types.

**World Knowledge Huge** Additionally, we generate 50 questions that require large sets of answers. Specifically, we look for Wikipedia lists that have more than 10 items for specific subjects. Using these lists as sources, we generate new questions that have all the list components as answers. The final data consists of 50 question-answer pairs that cover diverse domains.

## B.2 Mathematical Reasoning

**Manual Generation** For 200 math questions that require multiple answers, covering algebra, graphs, linear algebra, arithmetic, and other topics, we mostly set the range, such as finding the  $x$  that satisfies the condition. Each condition is related to different domains such as arithmetic, numbers, graphs, etc.

**Modify dataset using LLMs** We also modify some GSM8k (Cobbe et al., 2021) and MMLU questions (Hendrycks et al., 2021) into multi-answer format.

You're given a question that involves mathematical reasoning from the previous dataset. Your task is to refine this question and create a new question-answer pair. The refined question should be designed to require multiple answers, hence the answer should be presented as a list containing at least three elements. Each refined question must demand a deeper level of thought and involve complex problem-solving skills that are not trivial. Here are illustrative examples across various areas of mathematics for guidance:

#### 1. **\*\*Example 1\*\***

- **\*\*Original Question:\*\*** "Jane's quiz scores were 98, 97, 92, 85, and 93. What was her mean score?"

- **\*\*Refined Question:\*\*** "Jane's quiz scores were 98, 97, 92, 85, and 93. List the integer numbers that are higher than her mean score, but lower than 100."

- **\*\*Answer:\*\*** [94, 95, 96, 97, 98, 99]

#### 2. **\*\*Example 2\*\***

- **\*\*Original Question:\*\*** "What is the second number in the row of Pascal's triangle that has 43 numbers?"

- **\*\*Refined Question:\*\*** "List the unique numbers in the row of Pascal's triangle that has 6 numbers."

- **\*\*Answer:\*\*** [1, 5, 10]

#### 3. **\*\*Example 3\*\***

- **\*\*Original Question:\*\*** "How many arithmetic sequences of consecutive odd integers sum to 240?"

- **\*\*Refined Question:\*\*** "List the smallest number in of arithmetic sequences that contain consecutive odd integers that sum to 240."

- **\*\*Answer:\*\*** [9, 15, 23, 35, 57, 119]

If the given question seems too challenging to refine, you may generate a new, simpler question that necessitates more than four answers.

Now here is the question that you need to refine

## B.3 Commonsense Reasoning

For commonsense reasoning, we adapt the StrategyQA (Geva et al., 2021) dataset, which includes multiple true-false questions that require a reasoning process to answer. To create a question that needs multiple answers from each true-false question, we design a task that asks for the indexes of all questions with true answers, given multiple questions with answers that are either true or false.

| Task                   | #   | Category                          | #   |
|------------------------|-----|-----------------------------------|-----|
| World Knowledge NQ     | 592 | History                           | 103 |
|                        |     | Sports                            | 72  |
|                        |     | Geography                         | 58  |
|                        |     | Movie                             | 57  |
|                        |     | Science                           | 56  |
|                        |     | Literature                        | 41  |
|                        |     | Entertainment                     | 34  |
|                        |     | Politics                          | 27  |
|                        |     | Music                             | 26  |
|                        |     | Art                               | 10  |
|                        |     | Others (Religion, Education, etc) | 108 |
| World Knowledge HLS    | 50  | Science                           | 17  |
|                        |     | Geography                         | 14  |
|                        |     | History                           | 9   |
|                        |     | Entertainment                     | 6   |
| Mathematical Reasoning | 400 | Culture                           | 5   |
|                        |     | Arithmetic and Number Theory      | 215 |
|                        |     | Algebra                           | 118 |
|                        |     | Statistics                        | 26  |
|                        |     | Combinatorics and Probability     | 17  |
|                        |     | Graph Theory                      | 14  |
|                        |     | Geometry                          | 10  |

Table 6: Detailed statistics of each dataset, including the number of question-answer pairs for each category of each task. We omit the statistics of commonsense reasoning as it is originated from the single StrategyQA (Geva et al., 2021) dataset.

Specifically, from the StrategyQA dataset, we randomly select questions, ranging from 5-15 based on the maximum input prompt length, ensuring at least 2 true and 2 false statements in each selection. This process generates 1000 question-answer pairs.

## C Dataset Distribution

Table 6 shows the detailed statistics of our proposed **MAQA** benchmark. As observed, our benchmark covers a wide range of categories for world knowledge, including history, sports, geography, and others. Additionally, we cover multiple problems for mathematical reasoning, involving arithmetic, algebra, graph theory, and others, making **MAQA** a strong benchmark that can test a wide range of domains and tasks.

## D Implementation Details

**Inference** For white-box LLM experiments, we use greedy sampling with a temperature value of 1.0 to get the normalized probability logit. For all models, we use float 16 precision to save memory. All our experiments are conducted on 4 NVIDIA A100 GPUs. For the black-box LLMs, we utilize white-box LLMs such as Llama3-8b, Qwen1.5-7b, and Mistral-v02, and additionally OpenAI GPT-3.5 and GPT-4 using the OpenAI API. We adopt top-p sampling with p equal to 0.9.

For the prompting method, we use vanilla prompting for world knowledge, as shown below:

Instruction : Given a question that has multiple answers, answer the question following the instructions below:

1. Keep your response as brief as possible without any explanation.
2. Mark each answer with a number followed by a period.
3. Separate each answer with a number, a comma and a space.

The format of the answer should be given as follows:

1.YourAnswer1, 2.YourAnswer2, 3.YourAnswer3

Now, please answer this question.

Input :

Question:

{ question }

For reasoning tasks, we employ CoT (Wei et al., 2022) prompting. To make LLMs to do CoT reasonings, we add the instruction of “explain step-by-step”, as follows:

Instruction : Given a question that has multiple answers, answer the question following the instructions below:

1. Explain step-by-step, and then provide your answer.
2. When providing an answer, use the format `||ANSWERS||` where ANSWERS are the answers to the given question.
3. Separate each answer of ANSWERS with a comma and a space.

The format of the final answer should be given as follows:

`||ANSWER1, ANSWER2, ANSWER3||`

Now, please answer this question.

Input :

Question:

{question}

Answer :

Moreover, to calculate the verbalize confidence, we follow the instruction format of Xiong et al. (2024), displayed as below:

Instruction : Given a question that has multiple answers, answer the question and then provide the confidence in this answer, which indicates how likely you think your answer is true, following the instructions below:

1. Keep your response as brief as possible without any explanation, and then provide your answer and confidence.
2. When providing an answer, use the format `||ANSWERS||` where ANSWERS are the answers to the given question.
3. Separate each answer of ANSWERS with a comma and a space.
4. The confidence should be a numerical number in the range of 0-100.

Use the following format for the final answer and confidence:

`||ANSWER1, ANSWER2, ANSWER3||, CONFIDENCE`

Now, please answer this question.

Question:

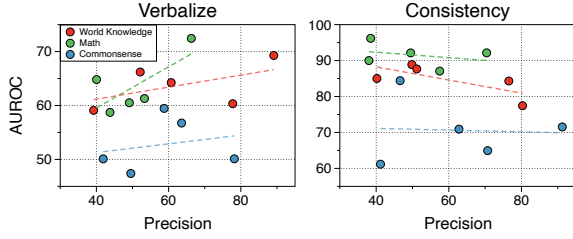
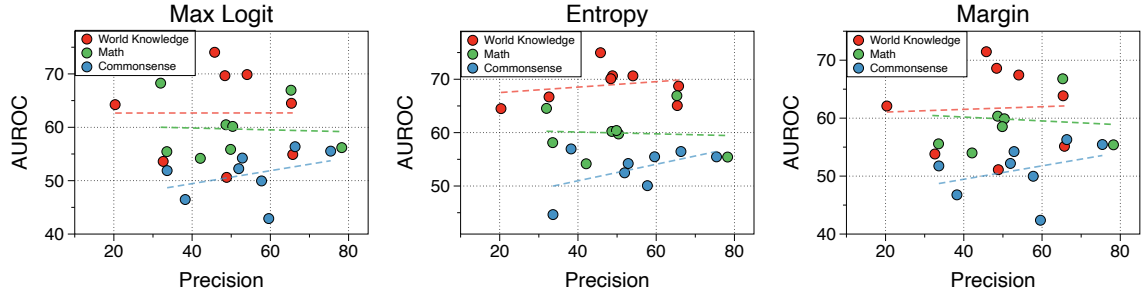


Figure 5: AUROC scores by precision for **MAQA** using uncertainty quantification methods: Verbalized Confidence and Response Consistency.

**Metric** For the experiments with white-box LLMs, we calculate the logit-based uncertainty quantification for each answer, and the total AUROC score is calculated using all the answers. This results in the number of predictions and true labels being much higher than the number of question-answer pairs.



(a) AUROC by precision for max logit (b) AUROC by precision for entropy (c) AUROC by precision for margin

Figure 4: AUROC scores by precision for **MAQA** using uncertainty quantification methods: (a) Max Softmax Logit, (b) Entropy, (c) Margin.

For the evaluation of black-box methods, since it is impossible to calculate the uncertainty for each answer, we use a threshold for the precision score. Specifically, we set the prediction label as 1 if the precision score is higher than 0.5, as setting the threshold at 1.0 results in too low accuracy, making the evaluation of uncertainty quantification difficult.

## E Qualitative Results

Figure 6 shows examples of token probability distributions when LLMs are asked a multi-answer question. As the question has multiple answers, including “Italy,” “Spain,” and “Greece,” we can clearly see that the token probability is distributed among the answers, which could be interpreted as data uncertainty. However, the probability of the fifth token remains below 0.001, implying an internal priority within the LLMs.

Table 7 presents examples of using response consistency for uncertainty quantification. As observed, when LLMs demonstrate higher consistency scores, they typically show high correctness, which corresponds to high precision in this case. However, this could be attributed to the fact that the answers are in a short format, allowing for fine-grained evaluation of consistency.

## F Additional Results

**Model Capability and Uncertainty Quantification** Figure 4 shows the correlation between the precision score, defined as the correctness of the LLMs, and the uncertainty quantification using white-box-based methods. The results demonstrate that there is little correlation with the world knowledge dataset, a higher correlation with the commonsense dataset, and no significant correlation with the mathematical reasoning dataset. This indicates



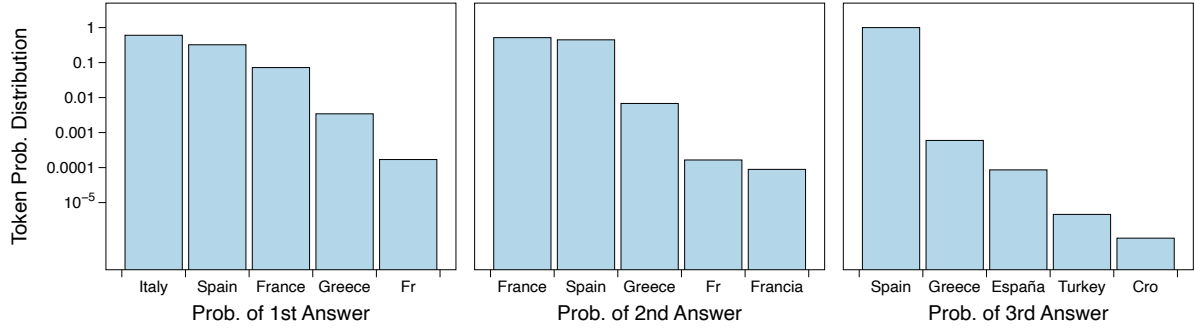


Figure 6: Examples of the probability distribution for each answer in the response from the Mistral-v02 model to the question, “Which countries have coastlines on the Mediterranean Sea?”

| Question   | Answers   | C    | P     |
|--|---|------|-------|
| List members of the Ivy League, a specific group of prestigious universities predominantly in the Northeastern United States.  | [ "Brown", "Columbia", "Cornell", "Dartmouth", "Harvard", "Penn", "Princeton", "Yale" ]<br>[ "Brown", "Columbia", "Cornerstone", "Dartmouth", "Harvard", "Penn", "Princeton", "Yale" ]<br>[ "Brown", "Columbia", "Cornerstone", "Dartmouth", "Harvard", "Penn", "Princeton", "Yale" ]<br>[ "Brown", "Columbia", "Cornerstone", "Dartmouth", "Harvard", "Penn", "Princeton", "Yale" ]<br>[ "Brown", "Columbia", "Cornerstone", "Dartmouth", "Harvard", "Penn", "Princeton", "Yale" ] | 0.83 | 96.42 |
| What are the names of the actresses who voiced the muses in Disney's 'Hercules'?   | [ "Jennifer Lewis", "Liz Callaway", "Susan Egan" ]<br>[ "Jennifer Love Hewitt", "Rene Russo", "Patrick Dempsey", "Teri Hatcher", "Jennifer Coolidge" ]<br>[ "Meg Ryan", "Christy Carlson Romano", "Roz Ryan", "Lynn Hollander", "Joseph Ann Sullivan" ]<br>[ "Meg Ryan", "Lindsay Lohan", "Rene Russo", "Patrick Stewart", "Jennifer Love Hewitt", "Christy Carlson Romano", "Zoe Shanahan" ]<br>[ "Meg Ryan", "Liz Callaway", "Jennifer Lewis" ]                                   | 0.19 | 4.00  |
| Shawna's father is x times as old as Shawna. Shawna is currently three times as old as Aliya. If Aliya is 3 years old, determine all possible values of x that would make Shawna's father's age more than 30 but less than 60. | [ 4, 5 ]<br>[ 4, 5, 6, 7 ]<br>[ 3, 4, 5 ]<br>[ 4, 5 ]<br>[ 4, 5, 6 ]  | 0.79 | 88.00 |

Table 7: Examples of sampling multiple answers for each question using Llama3-8b, along with its precision score (P) and uncertainty estimation using consistency (C).

that higher capability does not always correlate with the performance of uncertainty quantification, as it is more dependent on the model and task.

This trend differs for black-box-based methods. As shown in Figure 5, there is a high correlation between the precision and AUROC for verbalized confidence. This implies that as LLMs become more capable and possess better knowledge, they also become more capable of accurately predicting their confidence. Additionally, response consistency shows the opposite trend of verbalized confidence, as the performance of using response consistency shows a slightly negative correlation with the precision score. This may be due to the fact that as accuracy increases, response consistency becomes less effective at distinguishing between correct and incorrect answers, reducing its utility as a confidence measure.

**Different Metric** Table 8 presents the AUPRC scores for the uncertainty quantification methods for white-box LLMs, with the positive label set as 1. For the AUPRC score, the scores mostly decrease for multi-answer sets in reasoning tasks,

while the performance of multi-answer sets is similar to single-answer datasets when tested on world knowledge tasks. Still, entropy serves as the best uncertainty quantification method among the white-box methods. Additionally, these trends differ significantly by model, but the AUPRC scores generally increase as the model size grows, as evidenced by the performance on Mixtral, Llama3-70b, and Qwen1.5-72b.

Table 9 demonstrates the AUPRC scores for black-box methods. For the AUPRC score, the scores mostly decrease for multi-answer sets in reasoning tasks. Nonetheless, consistency serves as a strong baseline, especially for the multi-answer datasets, showing the efficacy of estimating model uncertainty under data uncertainty.

| Model          | Method    | World Knowledge |              |       | Mathematical Reasoning |              |       | Commonsense Reasoning |              |       |
|----------------|-----------|-----------------|--------------|-------|------------------------|--------------|-------|-----------------------|--------------|-------|
|                |           | single          | multi        | all   | single                 | multi        | all   | single                | multi        | all   |
| Qwen1.5-7b     | Max Logit | <b>40.57</b>    | 27.62        | 30.89 | <b>60.36</b>           | 57.20        | 58.02 | <b>69.04</b>          | 55.42        | 62.45 |
|                | Entropy   | <b>39.94</b>    | 27.73        | 30.63 | <b>60.40</b>           | 57.22        | 57.84 | <b>69.20</b>          | 55.38        | 62.53 |
|                | Margin    | <b>39.85</b>    | 26.83        | 30.08 | <b>60.90</b>           | 57.70        | 58.19 | <b>68.77</b>          | 55.43        | 62.35 |
| Zephyr-7b      | Max Logit | <b>44.62</b>    | 39.07        | 38.65 | 48.22                  | <b>51.19</b> | 49.17 | <b>46.99</b>          | 33.92        | 39.99 |
|                | Entropy   | 39.52           | <b>45.46</b> | 43.45 | 47.82                  | <b>51.66</b> | 48.81 | <b>52.69</b>          | 31.33        | 40.34 |
|                | Margin    | <b>44.17</b>    | 39.36        | 38.83 | 48.14                  | <b>52.98</b> | 50.12 | <b>47.14</b>          | 33.91        | 40.04 |
| Mistral-v02-7b | Max Logit | 44.35           | <b>52.25</b> | 48.85 | <b>52.37</b>           | 36.34        | 43.16 | <b>42.81</b>          | 37.49        | 40.12 |
|                | Entropy   | 51.41           | <b>61.92</b> | 58.24 | <b>51.57</b>           | 38.00        | 43.81 | <b>62.74</b>          | 44.24        | 50.84 |
|                | Margin    | 44.74           | <b>52.37</b> | 49.07 | <b>52.15</b>           | 36.87        | 43.41 | <b>43.06</b>          | 37.58        | 40.25 |
| Gemma-7b       | Max Logit | 47.98           | <b>67.02</b> | 60.09 | <b>54.82</b>           | 44.88        | 47.26 | <b>63.54</b>          | 53.25        | 55.92 |
|                | Entropy   | 48.64           | <b>67.82</b> | 60.91 | <b>55.14</b>           | 44.56        | 47.01 | <b>64.07</b>          | 53.23        | 56.35 |
|                | Margin    | 46.87           | <b>65.76</b> | 58.84 | <b>55.09</b>           | 44.24        | 46.85 | <b>63.22</b>          | 53.15        | 55.60 |
| Llama3-8b      | Max Logit | <b>75.69</b>    | 67.37        | 68.51 | <b>76.95</b>           | 58.63        | 66.44 | <b>68.07</b>          | 57.54        | 59.40 |
|                | Entropy   | <b>75.57</b>    | 67.76        | 68.83 | <b>76.18</b>           | 58.54        | 66.05 | <b>68.57</b>          | 57.75        | 59.61 |
|                | Margin    | <b>74.48</b>    | 66.29        | 67.26 | <b>76.32</b>           | 58.28        | 65.97 | <b>67.65</b>          | 57.63        | 59.39 |
| Mixtral-8x7b   | Max Logit | 49.17           | <b>73.52</b> | 66.45 | <b>76.08</b>           | 53.68        | 62.06 | 45.34                 | <b>53.29</b> | 46.84 |
|                | Entropy   | 63.60           | <b>77.55</b> | 74.09 | <b>76.27</b>           | 60.69        | 65.06 | 60.97                 | <b>62.53</b> | 61.29 |
|                | Margin    | 49.75           | <b>73.47</b> | 66.49 | <b>76.57</b>           | 59.57        | 64.98 | 45.76                 | <b>53.06</b> | 47.20 |
| Llama3-70b     | Max Logit | <b>76.16</b>    | 74.10        | 73.99 | <b>94.29</b>           | 80.52        | 85.78 | <b>78.05</b>          | 77.95        | 77.38 |
|                | Entropy   | <b>76.89</b>    | 74.38        | 74.40 | <b>93.84</b>           | 79.66        | 85.11 | <b>78.08</b>          | 77.40        | 77.12 |
|                | Margin    | <b>75.76</b>    | 74.00        | 73.80 | <b>93.74</b>           | 79.76        | 85.10 | <b>77.97</b>          | 77.41        | 77.08 |
| Qwen1.5-72b    | Max Logit | <b>69.32</b>    | 64.09        | 65.00 | <b>86.38</b>           | 77.71        | 79.83 | <b>87.28</b>          | 70.50        | 77.50 |
|                | Entropy   | <b>69.56</b>    | 64.44        | 65.28 | <b>85.56</b>           | 77.47        | 79.38 | <b>87.30</b>          | 70.58        | 77.55 |
|                | Margin    | <b>68.63</b>    | 63.77        | 64.58 | <b>85.63</b>           | 77.28        | 79.36 | <b>87.32</b>          | 70.59        | 77.54 |
| Average        | Max Logit | 55.98           | <b>58.13</b> | 56.55 | <b>68.68</b>           | 57.52        | 61.47 | <b>62.64</b>          | 54.92        | 57.45 |
|                | Entropy   | 58.14           | <b>60.88</b> | 59.48 | <b>68.35</b>           | 58.48        | 61.63 | <b>67.95</b>          | 56.56        | 60.70 |
|                | Margin    | 55.53           | <b>57.73</b> | 56.12 | <b>68.57</b>           | 58.34        | 61.75 | <b>62.61</b>          | 54.85        | 57.43 |

Table 8: The AUPRC scores are obtained using white-box based uncertainty quantification models on different datasets and models. A high score indicates high quantification performance. “single” refers to the results on a QA set with only single answers, “multi” refers to the **MAQA**, and “all” refers to the combination of these two datasets, which includes both single and multi-answer sets.

| Model          | Method      | World Knowledge |              |       | Mathematical Reasoning |              |       | Commonsense Reasoning |              |              |
|----------------|-------------|-----------------|--------------|-------|------------------------|--------------|-------|-----------------------|--------------|--------------|
|                |             | single          | multi        | all   | single                 | multi        | all   | single                | multi        | all          |
| Qwen1.5-7b     | Verbalize   | 18.41           | <b>39.70</b> | 24.82 | 32.49                  | <b>36.15</b> | 30.53 | 58.46                 | <b>59.02</b> | 58.31        |
|                | Consistency | <b>41.64</b>    | 36.77        | 39.15 | <b>95.01</b>           | 90.51        | 86.61 | <b>66.23</b>          | 38.56        | 61.40        |
| Mistral-v02-7b | Verbalize   | 43.79           | <b>63.44</b> | 55.01 | 4.26                   | <b>44.18</b> | 19.92 | <b>62.70</b>          | 3.23         | 39.85        |
|                | Consistency | 47.39           | <b>78.78</b> | 59.82 | <b>89.19</b>           | 84.01        | 79.59 | <b>40.74</b>          | 18.88        | 36.79        |
| Llama3-8b      | Verbalize   | 53.01           | <b>68.94</b> | 58.37 | <b>80.98</b>           | 52.28        | 75.60 | <b>65.98</b>          | 41.73        | 61.82        |
|                | Consistency | 72.70           | <b>83.38</b> | 75.02 | <b>97.84</b>           | 89.43        | 94.27 | 52.78                 | <b>71.45</b> | 57.14        |
| GPT-3.5        | Verbalize   | 60.62           | <b>77.02</b> | 67.45 | <b>75.14</b>           | 53.70        | 67.62 | <b>72.00</b>          | 53.63        | 66.89        |
|                | Consistency | 78.23           | <b>89.32</b> | 81.71 | <b>95.09</b>           | 84.78        | 91.27 | <b>77.49</b>          | 76.11        | 75.52        |
| GPT-4          | Verbalize   | 68.20           | <b>85.73</b> | 74.36 | <b>95.16</b>           | 81.07        | 92.97 | 75.82                 | 83.59        | <b>85.24</b> |
|                | Consistency | 70.26           | <b>88.03</b> | 75.45 | <b>97.07</b>           | 88.78        | 96.12 | 84.90                 | <b>93.72</b> | 86.04        |
| Average        | Verbalize   | 48.81           | <b>66.97</b> | 56.00 | <b>57.61</b>           | 53.47        | 57.33 | <b>66.99</b>          | 48.24        | 62.42        |
|                | Consistency | 62.04           | <b>75.26</b> | 66.23 | <b>94.84</b>           | 87.50        | 89.57 | <b>64.43</b>          | 59.74        | 63.38        |

Table 9: The AUPRC scores are obtained using black-box based uncertainty quantification models on different datasets and models. A high score indicates high quantification performance. “single” refers to the results on a QA set with only single answers, “multi” refers to the **MAQA**, and “all” refers to the combination of these two datasets, which includes both single and multi-answer sets.