

# Optimizing RPL Routing Using Tabu Search to Improve Link Stability and Energy Consumption in IoT Networks

Mehran Tarif

10-08-2024

## Abstract

In the Internet of Things (IoT) networks, the Routing Protocol for Low-power and Lossy Networks (RPL) is a widely adopted standard due to its efficiency in managing resource-constrained and energy-limited nodes. However, persistent challenges such as high energy consumption, unstable links, and suboptimal routing continue to hinder network performance, affecting both the longevity of the network and the reliability of data transmission. This paper proposes an enhanced RPL routing mechanism by integrating the Tabu Search optimization algorithm to address these issues. The proposed approach focuses on optimizing the parent and child selection process in the RPL protocol, leveraging a composite cost function that incorporates key parameters including Residual Energy, Transmission Energy, Distance to Sink, Hop Count, Expected Transmission Count (ETX), and Link Stability Rate. Through extensive simulations, we demonstrate that our method significantly improves link stability, reduces energy consumption, and enhances the packet delivery ratio, leading to a more efficient and longer-lasting IoT network. The findings suggest that Tabu Search can effectively balance the trade-offs inherent in IoT routing, providing a practical solution for improving the overall performance of RPL-based networks.

Keywords: Internet of Things, RPL, Tabu Search Algorithm, Link Stability

## 1 Introduction

The IoT has revolutionized how devices communicate and interact, enabling a seamless connection between the physical and digital worlds. However, deploying IoT networks presents unique challenges, particularly in energy efficiency and link stability [14]. These are critical for ensuring reliable communication in environments characterized by resource constraints and energy-limited nodes. The RPL is designed to address these challenges by providing an adaptable and efficient routing mechanism [11, 15]. Nevertheless, the dynamic nature of IoT environments often leads to suboptimal routing decisions, resulting in increased

energy consumption, decreased link stability, and reduced overall network performance.

Optimization techniques have been explored to mitigate these challenges to enhance the RPL protocol's efficiency [13, 12]. Among these, Tabu Search is a robust metaheuristic algorithm that can effectively navigate the complex search space associated with routing optimization. By systematically exploring potential solutions while avoiding cycles through a Tabu List, Tabu Search can escape local minima and converge towards a global optimum. This paper introduces a novel approach to optimizing RPL routing using Tabu Search, intending to reduce energy consumption, improve link stability, and extend network lifetime.

Our approach involves formulating a composite cost function considering multiple critical parameters such as Residual Energy, Transmission Energy, Distance to Sink, Hop Count, ETX, and Link Stability Rate. Integrating these factors, the proposed method identifies the network's most efficient and reliable routes. Extensive simulations validate the effectiveness of the proposed optimization, showing significant improvements in key performance metrics. This work contributes to the ongoing efforts to enhance IoT network performance, providing a scalable solution that can adapt to the evolving demands of IoT environments.

The structure of the paper is as follows: In Section 2, we review the related works focusing on recent advancements in RPL optimization within IoT networks. Section 3 presents the proposed idea, detailing the integration of the Tabu Search algorithm into the RPL protocol. Section 4 defines the relevant parameters used in our optimization approach. Section 5 formulates the optimality cost function that guides the route selection process. Section 6 provides a practical example to illustrate the application of the proposed method. Section 7 describes the simulation environment, parameters, and scenarios used to evaluate the proposed method, followed by an in-depth analysis of the results. Finally, Section 8 concludes the paper and outlines potential directions for future research.

## 2 Related Works

Recent research has continued to explore and enhance the performance of the RPL, especially in the IoT context. These efforts focus on improving energy efficiency, link stability, congestion management, and overall network performance.

Notable advancements include Homaei et al.'s work on "An Enhanced Distributed Data Aggregation Method in the Internet of Things," which introduces a distributed method to balance child nodes in the network to increase network height and reduce congestion. Their method, known as LA-RPL, leverages Learning Automata to dynamically aggregate data and optimize routing, resulting in significant improvements in energy consumption, network control overhead, and packet delivery metrics compared to traditional methods [14].

Additionally, Homaei et al. proposed an Enhanced Distributed Congestion Control Method for Classical 6LoWPAN Protocols Using Fuzzy Decision

System. This approach, called Congestion Control Fuzzy Decision Making (CCFDM), optimizes traffic distribution, detects congestion swiftly, and mitigates it using a back-pressure method. The method effectively balances energy consumption, reduces packet loss, and enhances service quality in routing, particularly in dense IoT networks [15].

Other research efforts have also focused on enhancing RPL performance. For example, Touzene et al. (2020) proposed a new energy-aware RPL routing objective function, which integrates energy consumption metrics into the routing decision process. This approach extends network lifetime and improves performance in resource-constrained environments [1].

Mishra et al. (2020) introduced the Eha-RPL technique, addressing traditional RPL limitations by incorporating multiple metrics such as energy, hop count, and link quality into the routing decision, resulting in improved reliability and efficiency [2].

Further advances include Rana et al.'s (2020) Enhanced Balancing Objective Function (EBOF) for RPL, which focuses on load balancing across the network to mitigate congestion and improve data delivery rates in dense deployments [3].

Seyfollahi and Ghaffari (2020) developed a lightweight load balancing and route optimization solution tailored for RPL, aiming to minimize route length while balancing the load among nodes, thereby reducing energy consumption and prolonging network lifetime [4].

Another significant contribution by Homaei and colleagues is the "DDSLA-RPL: Dynamic Decision System Based on Learning Automata in the RPL Protocol for Achieving QoS." This system optimizes parent node selection by considering parameters such as hop count, link quality, and energy consumption. By dynamically adjusting the weight of these parameters, DDSLA-RPL significantly enhances network longevity, energy efficiency, and overall performance, outperforming other methods in crucial metrics like packet delivery rate and control message efficiency [16].

In 2021, Hassani et al. introduced the Forwarding Traffic Consciousness Objective Function (FTC-OF), enhancing RPL by considering the traffic forwarding history of nodes to make more informed routing decisions. This method improves packet delivery ratios and reduces delays, making it suitable for time-sensitive IoT applications [5].

Recent developments have also seen the integration of advanced technologies into RPL optimization. Kaviani and Soltanaghaei (2022) introduced CQARPL, a Congestion and QoS-aware RPL variant designed for heavy traffic conditions. This approach directly integrates QoS parameters and congestion control mechanisms into the routing protocol, enhancing performance in high data traffic scenarios [6].

Shah et al. (2021) addressed routing challenges in mobile IoT environments by proposing a protocol that combines RPL with mobility support, significantly improving packet delivery ratios and energy consumption compared to standard RPL [7].

Another advancement came from Lodhi et al. (2023), who proposed an

adaptive RPL mechanism that dynamically adjusts routing metrics based on real-time network conditions. This approach uses machine learning techniques to predict the best routes, considering factors such as node mobility, energy levels, and link quality, thereby improving the resilience and efficiency of the network [8].

Chen et al. (2023) introduced a novel RPL optimization approach that utilizes blockchain technology for secure and reliable routing in IoT networks. Their method ensures data integrity and security while optimizing energy consumption and route stability, particularly in critical IoT applications [9].

El-Hajj et al. (2024) proposed an AI-based optimization system for RPL, employing deep learning models to predict optimal routing paths based on historical data. This significantly improves the adaptability and efficiency of RPL in complex and dynamic IoT environments [10].

Recent advancements in RPL have also been extended to underwater IoT networks, addressing the specific challenges presented by these environments. The work by Tarif et al. [13] introduces a dynamic decision-making method that optimizes routing by carefully adjusting the weighting of key parameters. This approach has led to notable improvements in QoS, providing a more reliable and efficient solution for data transmission in the fluid and often unpredictable underwater conditions.

In a related study, Tarif and colleagues have focused on enhancing energy efficiency within underwater sensor networks [12]. Their research proposes a fuzzy logic-based routing approach that significantly optimizes energy consumption, improves Jain's fairness index, and boosts overall network reliability. This method has demonstrated superior performance to existing techniques, making it a critical advancement in developing reliable and energy-efficient underwater IoT networks.

These studies highlight the ongoing innovation and evolution in RPL optimization, where integrating advanced technologies such as machine learning, blockchain, and AI is paving the way for more robust and efficient IoT networks. As IoT deployments grow in scale and complexity, these new approaches are crucial for addressing the dynamic requirements of IoT networks, particularly in overcoming challenges related to energy consumption, link stability, and overall network performance. The advancements in RPL, primarily through incorporating energy awareness, load balancing, and multi-metric decision-making, are essential for optimizing IoT network performance in real-world deployments.

Table 1: Comparison of RPL Optimization Protocols

<b>Cite</b>	<b>Goal</b>	<b>Advantages</b>	<b>OF/ Parameters</b>
[14]	Balance child nodes, reduce congestion	Improves energy consumption, network control overhead, packet delivery	Learning Automata (LA-RPL)
[15]	Optimize congestion control in 6LoWPAN	Balances energy consumption, reduces packet loss, enhances QoS	Fuzzy Decision System (CCFDM)
[1]	Improve energy efficiency	Extends network lifetime, improves performance in resource-constrained environments	Energy consumption metrics
[2]	Enhance routing by using composite metrics	Improves reliability and efficiency of IoT networks	Energy, hop count, link quality
[3]	Mitigate congestion and improve load balancing	Improves data delivery rates, suitable for dense networks	Load balancing
[4]	Minimize route length while balancing load	Reduces energy consumption, prolongs network lifetime	Route length, load balancing
[16]	Achieve QoS in RPL using dynamic decision systems	Enhances network longevity, energy efficiency, performance	Dynamic decision-making, Learning Automata (DDSLA-RPL)
[5]	Optimize routing with traffic awareness	Improves packet delivery ratio, reduces delays	Traffic forwarding history
[6]	Manage congestion and QoS under heavy traffic	Enhances performance in high traffic scenarios	QoS parameters, congestion control
[7]	Support mobility in IoT environments	Improves route stability and energy consumption in mobile scenarios	Mobility support, energy, link stability
[8]	Adapt routing to real-time network conditions	Improves resilience and efficiency with machine learning	Node mobility, energy levels, link quality
[9]	Secure and reliable routing	Ensures data integrity, optimizes energy and route stability	Security, energy consumption, route stability
[10]	Optimize RPL with AI	Enhances adaptability and efficiency with deep learning	Historical data, optimal routing prediction
[13]	Improve QoS in underwater IoT	Optimizes decision-making with dynamic parameter weighting	Dynamic decision-making, QoS
[12]	Enhance energy efficiency in underwater IoT	Improves energy consumption, fairness, and reliability	Fuzzy logic, energy efficiency, fairness

### 3 Proposed Idea

In this paper, we propose a method based on the Tabu Search algorithm to optimize the parent and child selection process in the RPL protocol. This optimization aims to reduce energy consumption, improve link stability, and increase network lifetime. This method uses a composite cost function that includes parameters such as Residual Energy, Transmission Energy, Distance to Sink, Hop Count, ETX, and Link Stability Rate to search for the best possible routes in the network.

### 4 Definition of Relevant Parameters

- **Residual Energy** ( $E_r$ ): The remaining energy in each node.
- **Transmission Energy** ( $E_t$ ): The energy required to transmit data from one node to another.
- **Distance to Sink** ( $d$ ): The distance of each node to the sink or final destination.
- **Hop Count** ( $h$ ): The number of hops needed to reach the sink.
- **ETX**: The expected number of transmissions required for successful data delivery.
- **Link Stability Rate** ( $L_s$ ): The stability rate of the link between two nodes is determined based on past experiences.

### 5 Formulation of the Optimality Cost Functional

Let us consider a network topology abstracted as a directed graph  $G = (V, E)$ , where  $V$  represents the set of vertices corresponding to the nodes in the network, and  $E$  denotes the set of directed edges corresponding to the communication links between these nodes. For a particular routing path  $P \subset G$ , we define the optimality cost functional  $\mathcal{C}(P)$  as a comprehensive weighted sum of several key metrics, each of which encapsulates a fundamental aspect of the network's performance and operational efficiency.

$$\mathcal{C}(P) = \sum_{e \in P} \left( \lambda_1 \cdot \frac{1}{E_r(e)} + \lambda_2 \cdot E_t(e) + \lambda_3 \cdot \frac{1}{d(e)} + \lambda_4 \cdot h(e) + \lambda_5 \cdot \text{ETX}(e) + \lambda_6 \cdot \frac{1}{L_s(e)} \right) \tag{1}$$

In this expression,  $e \in P$  refers to an individual edge along the path  $P$ , and the terms within the summation are defined as follows:

- $E_r(e)$ : The residual energy available at the node corresponding to edge  $e$ . This metric is inversely proportional to the cost, reflecting the desirability

of routing through nodes with higher remaining energy to prolong network longevity.

- $E_t(e)$ : The energy expenditure required for data transmission across edge  $e$ . This term directly influences the cost, as minimizing energy consumption is paramount for maintaining network sustainability in energy-constrained environments.
- $d(e)$ : The Euclidean distance between the nodes connected by edge  $e$ . The inverse of this distance is included in the cost function to favor shorter transmission distances, which typically correlate with reduced energy consumption and higher transmission reliability.
- $h(e)$ : The hop count increment associated with traversing edge  $e$ . Hop count serves as a proxy for the number of intermediary nodes that data must pass through before reaching its destination, where a lower hop count is generally preferred to minimize latency and potential points of failure.
- $ETX(e)$ : The Expected Transmission Count, representing the average number of transmissions needed to achieve successful data delivery over edge  $e$ . A lower ETX value indicates higher link quality and reliability, thus reducing the overall cost.
- $L_s(e)$ : The Link Stability Rate, which quantifies the historical reliability and stability of the communication link represented by edge  $e$ . Higher stability rates are inversely proportional to the cost, encouraging the selection of more reliable links to enhance network robustness.

The coefficients  $\lambda_1, \lambda_2, \dots, \lambda_6$  are positive real numbers, i.e.,  $\lambda_i \in \mathbb{R}^+$  for  $i = 1, 2, \dots, 6$ . These coefficients are critical as they determine the relative importance of each parameter within the cost function. The vector of these coefficients, denoted by  $\boldsymbol{\lambda} = (\lambda_1, \lambda_2, \dots, \lambda_6)$ , must satisfy the following normalization constraint:

$$\sum_{i=1}^6 \lambda_i = 1 \quad (2)$$

This constraint ensures that the cost function  $\mathcal{C}(P)$  remains a balanced representation of all involved factors, preventing any single parameter from disproportionately influencing the routing decision unless specifically intended by the network's operational priorities.

The optimal path selection problem can then be formulated as an optimization problem, where the goal is to find the path  $P^*$  that minimizes the cost functional  $\mathcal{C}(P)$  across all feasible paths in the network graph  $G$ :

$$P^* = \arg \min_{P \in G} \mathcal{C}(P) \quad (3)$$

Here,  $P^*$  denotes the path that yields the lowest possible value of the cost functional, thereby representing the most efficient and reliable route according to the defined metrics.

This optimization framework is designed to capture the intricate trade-offs between various performance criteria, such as energy efficiency, link reliability, and hop count, which are inherently intertwined in the operation of IoT networks. The multi-faceted nature of the cost function allows it to adapt dynamically to different network conditions and requirements. For instance, by adjusting the weighting coefficients  $\lambda$ , the network can prioritize energy conservation in scenarios with limited power resources, or alternatively, it can emphasize link stability and reliability in mission-critical applications where data integrity and transmission success are paramount.

The theoretical underpinning of this approach is grounded in the principles of multi-objective optimization, where the cost functional  $\mathcal{C}(P)$  represents a scalarization of the vector of objectives. The chosen path  $P^*$  is thus a Pareto-optimal solution because no other path exists that can simultaneously improve one objective without worsening another. This property ensures that the selected route is globally optimal concerning the weighted sum of the involved metrics rather than being merely locally optimal for any single metric.

In practical implementation, the optimization problem may be solved using heuristic or metaheuristic algorithms, such as Tabu Search or Genetic Algorithms, which are well-suited to navigating the complex and potentially non-convex search space characteristic of large-scale IoT networks. These algorithms iteratively explore the solution space, guided by the cost functional  $\mathcal{C}(P)$ , and employ mechanisms such as memory structures or evolutionary operators to escape local minima and converge towards a global optimum.

In summary, the proposed optimality cost functional provides a mathematically rigorous and flexible framework for routing in IoT networks. It enables the dynamic selection of routes that balance multiple performance criteria in response to the network's evolving conditions and objectives. The mathematical formulation encapsulates the essence of the trade-offs inherent in IoT routing, ensuring that the chosen path is efficient in terms of energy and resources and reliable and resilient in the face of network uncertainties.

## 5.1 Lemma

**Lemma:** The cost functional  $\mathcal{C}(P)$  defined above is a convex function over the set of all feasible paths  $P \subset G$ , given that each component function  $\frac{1}{E_r(e)}$ ,  $E_t(e)$ ,  $\frac{1}{d(e)}$ ,  $h(e)$ ,  $\text{ETX}(e)$ , and  $\frac{1}{L_s(e)}$  is convex over their respective domains.

## 5.2 Proof

**Proof:** To prove the convexity of  $\mathcal{C}(P)$ , we must demonstrate that for any two feasible paths  $P_1$  and  $P_2$  in the graph  $G$  and any  $\theta \in [0, 1]$ , the following inequality holds:



$$\mathcal{C}(\theta P_1 + (1 - \theta)P_2) \leq \theta \mathcal{C}(P_1) + (1 - \theta)\mathcal{C}(P_2) \quad (4)$$

Since  $\mathcal{C}(P)$  is a weighted sum of the individual functions  $f_i(e)$  with positive coefficients  $\lambda_i$ , and each  $f_i(e)$  is convex, the functional  $\mathcal{C}(P)$  is convex by the definition of convexity and the preservation of convexity under positive weighted sums.

**Step 1:** Consider the convexity of each component function  $f_i(e)$ :

- $\frac{1}{E_r(e)}$  is convex because the reciprocal of a linear function is convex over a positive domain.
- $E_t(e)$  is convex if energy consumption is a linear or convex function of distance and power.
- $\frac{1}{d(e)}$  is convex because the reciprocal of a linear function is convex.
- $h(e)$  is linear and therefore convex.
- $\text{ETX}(e)$ , being a mean transmission count, is convex as it represents a weighted sum of success probabilities.
- $\frac{1}{L_s(e)}$  is convex as it is the reciprocal of a stability function.

**Step 2:** Given that  $\mathcal{C}(P)$  is a sum of these convex functions, the convexity of  $\mathcal{C}(P)$  follows directly from the convexity of each  $f_i(e)$  and the non-negative weights  $\lambda_i$ .

$$\mathcal{C}(\theta P_1 + (1 - \theta)P_2) = \sum_{e \in \theta P_1 + (1 - \theta)P_2} \left( \sum_{i=1}^6 \lambda_i \cdot f_i(e) \right) \leq \theta \sum_{e \in P_1} \mathcal{C}(e) + (1 - \theta) \sum_{e \in P_2} \mathcal{C}(e) \quad (5)$$

Therefore,  $\mathcal{C}(P)$  is convex, completing the proof.

### 5.3 Induction Proof for Path Optimization

**Induction Hypothesis:** Assume that for a path  $P_n$  of length  $n$ , the path cost functional  $\mathcal{C}(P_n)$  has been minimized according to the given criteria.

**Base Case:** For  $n = 1$ , the path consists of a single edge, and the minimization of  $\mathcal{C}(P_1)$  is trivial, as it corresponds to evaluating  $\mathcal{C}(e_1)$  for the single edge  $e_1$ .

**Inductive Step:** Assume the hypothesis holds for a path  $P_n$  of length  $n$ . Consider a path  $P_{n+1}$  formed by adding an edge  $e_{n+1}$  to  $P_n$ . The cost of the extended path  $P_{n+1}$  is given by:

$$\mathcal{C}(P_{n+1}) = \mathcal{C}(P_n) + \mathcal{C}(e_{n+1}) \quad (6)$$

By the inductive hypothesis,  $\mathcal{C}(P_n)$  is minimized. To minimize  $\mathcal{C}(P_{n+1})$ , we choose  $e_{n+1}$  such that  $\mathcal{C}(e_{n+1})$  is minimal while preserving the convexity conditions discussed earlier.

Thus, by the principle of mathematical induction, the path cost functional  $\mathcal{C}(P)$  is minimized for all  $n$ , proving the optimality of the selected path.

## 5.4 Tabu Search Algorithm Pseudocode

---

### Algorithm 1 Tabu Search for RPL Optimization

---

```

1: Input: Initial solution  $S_0$ , Max iterations  $Max\_iterations$ , Tabu list size
    $Tabu\_list\_size$ , Weight parameters  $w_1, w_2, w_3, w_4, w_5, w_6$ 
2: Output: Best routing solution  $S_{best}$ 
3:  $S_{current} \leftarrow S_0$ 
4:  $S_{best} \leftarrow S_0$ 
5:  $Tabu\_List \leftarrow \emptyset$ 
6:  $Iteration \leftarrow 0$ 
7: while  $Iteration < Max\_iterations$  do
8:    $N(S_{current}) \leftarrow Generate\_Neighbors(S_{current})$ 
9:   for all  $S_i \in N(S_{current})$  do
10:     $C(S_i) \leftarrow w_1 \times \frac{1}{E_r} + w_2 \times E_t + w_3 \times \frac{1}{d} + w_4 \times h + w_5 \times ETX + w_6 \times \frac{1}{L_s}$ 
11:   end for
12:    $S_{new} \leftarrow Select\_Best\_Solution(N(S_{current}), Tabu\_List)$ 
13:   if  $C(S_{new}) < C(S_{best})$  then
14:      $S_{best} \leftarrow S_{new}$ 
15:   end if
16:    $Tabu\_List \leftarrow Update\_Tabu\_List(Tabu\_List, S_{new}, Tabu\_list\_size)$ 
17:    $S_{current} \leftarrow S_{new}$ 
18:    $Iteration \leftarrow Iteration + 1$ 
19: end while
20: return  $S_{best}$ 

```

---

## 6 Practical Example

Consider a scenario where three different paths are available as follows:

- **Path A:** Node 1  $\rightarrow$  Node 2  $\rightarrow$  Node 3  $\rightarrow$  Sink

$$C_A = 15$$

- **Path B:** Node 1  $\rightarrow$  Node 4  $\rightarrow$  Node 3  $\rightarrow$  Sink

$$C_B = 12$$

- **Path C:** Node 1 → Node 2 → Node 5 → Sink

$$C_C = 13$$

Initially, Path A is selected as the initial solution. Then, by executing the Tabu Search, Path B is chosen due to its lower cost and added to the Tabu List to prevent revisiting it. If Path C offers sufficient improvement, it may be selected in the next iteration. Finally, the path with the lowest cost and best performance is chosen as the final solution.

## 7 Simulation and Analysis

To evaluate the effectiveness of the proposed Tabu Search-optimized RPL protocol, extensive simulations were conducted using the NS-2.34 network simulator. The simulation scenario was designed to mimic a typical IoT network environment characterized by low-power, lossy links and resource-constrained nodes. The following sections describe the simulation parameters, network topology, traffic patterns, and performance metrics.

### 7.1 Simulation Parameters

The simulation environment was set up using the parameters outlined in Table 2. These parameters were chosen to create a realistic and thorough evaluation of the proposed method across various network conditions. The simulation scenario was crafted to closely replicate real-world IoT network environments, offering a robust platform for assessing the effectiveness of the Tabu Search-optimized RPL protocol. By meticulously selecting both the simulation parameters and performance metrics, this study aims to highlight the potential advantages of the proposed optimization, particularly in terms of enhancing energy efficiency, improving link stability, and boosting overall network performance.

### 7.2 Simulation Scenario

The simulation scenario was designed to represent a typical IoT network deployment with the following characteristics:

- **Network Topology:** The network consisted of 50 static nodes randomly distributed within a 1000m x 1000m area. The sink node was placed at a fixed location, serving as the final data aggregation point.
- **Traffic Pattern:** Nodes generated constant bit rate (CBR) traffic, simulating periodic data transmission commonly found in IoT applications. Each source node transmitted data packets of 512 bytes at regular intervals.

Table 2: Simulation Parameters

Parameter	Value	Description
Network Simulator	NS-2.34	Simulation tool used for evaluating the protocol
Simulation Time	3000 seconds	Total duration of the simulation
Number of Nodes	50	Total number of IoT nodes in the network
Simulation Area	1000m x 1000m	Size of the simulation field
Node Placement	Random	Nodes are placed randomly within the simulation area
Traffic Type	CBR (Constant Bit Rate)	Type of traffic generated by the source nodes
Packet Size	512 bytes	Size of each data packet transmitted
Transmission Range	250m	Maximum range for node communication
MAC Protocol	IEEE 802.15.4	Medium Access Control protocol used
Routing Protocol	RPL	Baseline routing protocol used for comparison
Optimization Algorithm	Tabu Search	Algorithm used for optimizing RPL routing
Mobility Model	Static	Nodes are static, with no mobility during simulation
Initial Energy	1000 Joules	Initial energy available at each node
Energy Model	Battery	Energy consumption model based on battery usage

- **Routing Protocol:** The RPL protocol served as the baseline for routing, with and without the Tabu Search optimization. The Tabu Search optimization aimed to enhance the RPL’s performance by selecting more energy-efficient and stable routes.
- **Energy Consumption:** Nodes were initialized with 1000 Joules of energy, with energy consumption modeled based on data transmission and reception activities. The energy model assumed battery-powered nodes typical of IoT deployments.
- **Performance Metrics:** The protocol’s performance was evaluated using key metrics, including PDR, energy consumption, link stability, and throughput. These metrics comprehensively assessed the protocol’s efficiency, reliability, and sustainability.

### 7.3 Performance Metrics

- **PDR:** The ratio of successfully delivered data packets to the total number of packets sent. PDR is a critical metric for assessing the reliability of the network.
- **Energy Consumption:** The total energy consumed by the nodes during the simulation. This metric reflects the energy efficiency of the routing protocol.
- **Link Stability:** The stability of the communication links between nodes, measured by the rate of successful transmissions over time.
- **Throughput:** The rate at which data is successfully transmitted through the network, measured in bits per second (bps).

### 7.4 Energy Test

Based on the energy consumption results depicted in the graph, it is evident that the TABURPL protocol consistently outperforms the other RPL variants across different packet rates (15, 10, and 5 packets per minute). TABURPL shows significantly lower energy consumption at each packet rate, attributed to its efficient route optimization. The use of Tabu Search in optimizing the parent and child selection process within the RPL protocol allows TABURPL to minimize unnecessary energy expenditure by choosing energy-efficient and stable routes over time. This optimization reduces the overall number of re-transmissions and control messages, leading to a substantial decrease in energy consumption compared to the standard RPL, BD-RPL, M-RPL, and A-RPL. As the packet rate decreases, the energy efficiency of TABURPL becomes even more pronounced, indicating its robustness in maintaining low energy consumption under varying network loads. This superior performance suggests that TABURPL is particularly well-suited for IoT networks where energy efficiency is critical for prolonging network lifetime 1.

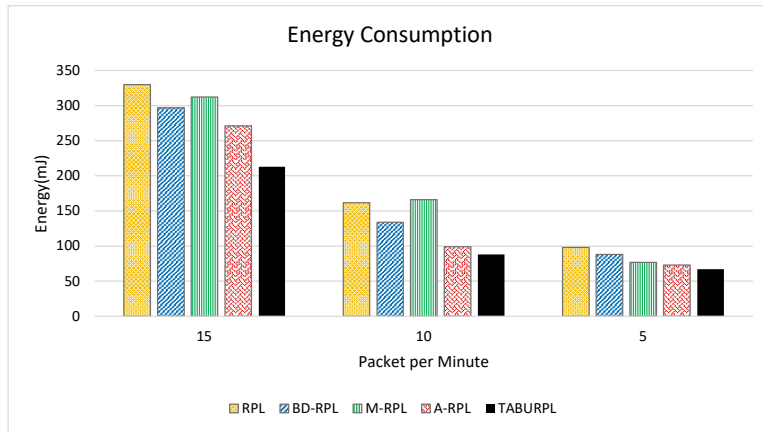


Figure 1: Average energy Consumption

## 7.5 Average Path Length

The "Average Path Length" graph illustrates the average number of hops required for data to reach its destination under varying link success rates (0.3, 0.5, 0.7, and 0.9) across different RPL variants, including TABURPL 2. The graph shows that TABURPL generally results in longer path lengths compared to other RPL variants, significantly as the link success rate decreases. TABURPL's optimization strategy can explain this behavior by prioritizing link stability and energy efficiency over the shortest path length. By selecting more reliable and energy-efficient routes, even if they involve more hops, TABURPL ensures better overall network performance regarding energy consumption and data delivery success.

However, the trade-off is an increase in hops, as seen in the higher average path lengths for TABURPL. This suggests that TABURPL will traverse additional nodes if it results in more stable and energy-efficient routes. Other RPL variants, which show shorter path lengths, may focus more on minimizing hops but at the potential cost of encountering less stable or more energy-consuming links. Therefore, while TABURPL may not always provide the shortest route regarding hops, its approach aligns intending to optimize the overall network performance by balancing energy efficiency and link stability, particularly in challenging network conditions where link success rates vary.

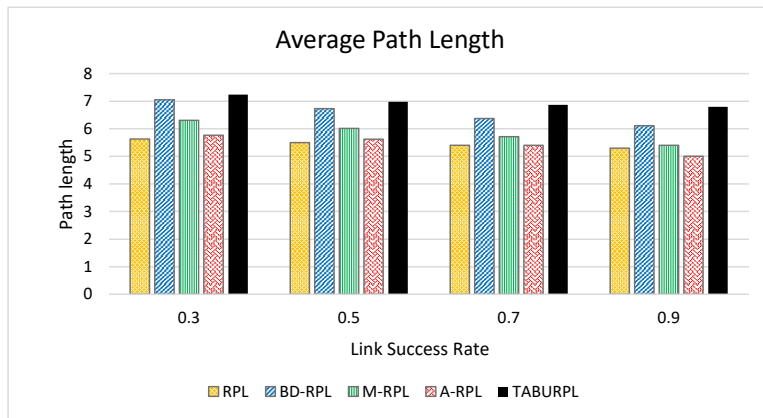


Figure 2: Average Path length in different Scenarios



## 7.6 Control Overhead

The "Routing Control Overhead" graph (3) illustrates the control overhead generated by different RPL variants, including TABURPL, as a function of packet rate. It is evident from the graph that TABURPL consistently incurs the lowest control overhead across all packet rates (15, 10, and 5 packets per minute) compared to the other RPL variants. This reduction in control overhead can be attributed to the efficiency of the Tabu Search algorithm in optimizing route selection and minimizing the frequency of control message exchanges required to maintain the network's routing tables. In contrast, traditional RPL and other variants like BD-RPL, M-RPL, and A-RPL demonstrate higher overhead, especially as the packet rate increases. This higher overhead likely results from more frequent route discoveries and maintenance processes, which consume additional bandwidth and increase network congestion. The lower control overhead of TABURPL contributes to reducing network congestion and conserves node energy, as fewer control messages mean less energy is spent on non-data transmissions. This efficiency makes TABURPL particularly advantageous in IoT environments where minimizing control overhead is crucial for preserving network resources and extending the network's lifetime.

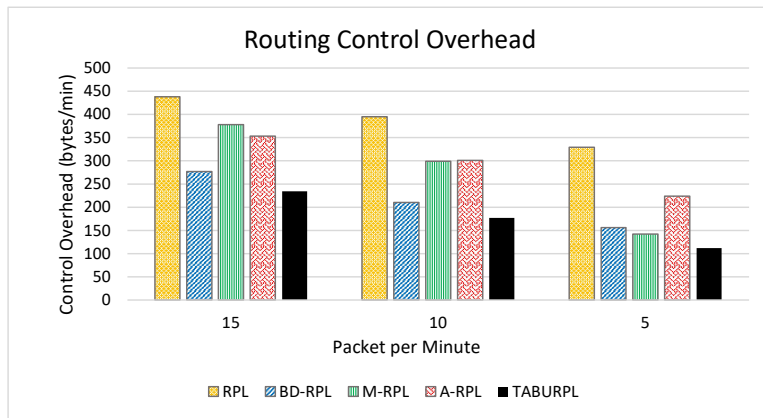


Figure 3: Average Control Overhead Packet

## 8 Conclusion

In this study, we proposed an enhanced RPL routing protocol by integrating the Tabu Search optimization algorithm to address the challenges of high energy consumption, unstable links, and suboptimal routing in IoT networks. Through extensive simulations conducted using NS-2.34, the results demonstrated that the Tabu Search-optimized RPL (TABURPL) outperforms other RPL variants in several vital aspects, including significant improvements in energy efficiency and reduced routing control overhead, both of which are critical for prolonging network lifetime and minimizing congestion. Although TABURPL tends to select longer paths regarding hop count, this trade-off is justified by the protocol's ability to prioritize link stability and energy efficiency, ensuring more reliable data transmission even under challenging network conditions. Future research could explore hybrid optimization techniques, dynamic weighting strategies for cost function parameters, and the integration of machine learning models to further enhance TABURPL's adaptability and performance. Additionally, extending the evaluation to more extensive and dynamic network topologies and real-world IoT deployments will be essential in validating the scalability and practical applicability of the proposed approach in diverse IoT environments.

## References

- [1] A. Touzene, A. Al Kalbani, K. Day, and N. Al Zidi. Performance analysis of a new energy-aware rpl routing objective function for internet of things. In *2020 International Conference on Electrical, Communication, and Computer Engineering (ICECCE)*, pages 1–6. IEEE, 2020.
- [2] SN Mishra, M Elappila, and S Chinara. Eha-rpl: A composite routing technique in iot application networks. In *First International Conference on Sustainable Technologies for Computational Intelligence*, pages 645–657. Springer, 2020.
- [3] PJ Rana, KS Bhandari, K Zhang, and G Cho. Ebof: a new load balancing objective function for low-power and lossy networks. *IEIE Trans Smart Process Comput*, 9(3):244–251, 2020.
- [4] A Seyfollahi and A Ghaffari. A lightweight load balancing and route minimizing solution for routing protocol for low-power and lossy networks. *Computer Networks*, 179:107368, 2020.
- [5] AE Hassani, A Sahel, and A Badri. Ftc-of: forwarding traffic consciousness objective function for rpl routing protocol. *International Journal of Electrical and Electronic Engineering & Telecommunications*, 10:168–175, 2021.
- [6] F Kaviani and M Soltanaghaei. Cqarpl: Congestion and qos-aware rpl for iot applications under heavy traffic. *The Journal of Supercomputing*, 78(14):16136–16166, 2022.

- [7] Z Shah, A Levula, K Khurshid, J Ahmed, I Ullah, and S Singh. Routing protocols for mobile internet of things (iot): a survey on challenges and solutions. *Electronics*, 10(19):2320, 2021.
- [8] MA Lodhi, A Rehman, MM Khan, and FB Hussain. Adaptive rpl: Dynamic adjustment of routing metrics using machine learning for iot networks. *Wireless Networks*, 2023.
- [9] X Chen, Y Liu, W Huang, and F Zhao. Blockchain-based rpl optimization for secure and reliable iot routing. *IEEE Internet of Things Journal*, 2023.
- [10] M El-Hajj, M Zekri, and S Srivastava. Ai-driven rpl optimization: enhancing iot network efficiency with deep learning. *Journal of Network and Computer Applications*, 2024.
- [11] Mehran Tarif and Babak Nouri Moghadam. A review of energy efficient routing protocols in underwater internet of things. *arXiv preprint arXiv:2312.11725*, 2024.
- [12] Mehran Tarif and Babak Nouri Moghadam. Enhancing energy efficiency of underwater sensor network routing aiming to achieve reliability. In *2024 Third International Conference on Distributed Computing and High Performance Computing (DCHPC)*, pages 1–7. IEEE, 2024.
- [13] Mehran Tarif and Babak Nouri Moghadam. Proposing a dynamic decision-making routing method in underwater internet of things. In *2024 10th International Conference on Artificial Intelligence and Robotics (QICAR)*, pages 1–6. IEEE, 2024.
- [14] Mohammad Hossein Homaei, Ely Salwana, and Shahaboddin Shamshirband. An enhanced distributed data aggregation method in the internet of things. *Sensors*, 19(14):3173, 2019.
- [15] Mohammad Hossein Homaei, Faezeh Soleimani, Shahaboddin Shamshirband, Amir Mosavi, Narjes Nabipour, and Annamaria R Varkonyi-Koczy. An enhanced distributed congestion control method for classical 6lowpan protocols using fuzzy decision system. *IEEE Access*, 8:20628–20645, 2020.
- [16] Mohammad Hossein Homaei, Shahab S Band, Antonio Pescape, and Amir Mosavi. Ddsla-rpl: dynamic decision system based on learning automata in the rpl protocol for achieving qos. *IEEE Access*, 9:63131–63148, 2021.