

# An Event Structure-aware Generative Model for Biomedical Event Extraction

Haohan Yuan\*, Siu Cheung Hui†, Haopeng Zhang\*

\*University of Hawaii at Manoa, Hawaii, United States of America

†Nanyang Technological University, Singapore, Singapore

**Abstract**—Biomedical Event Extraction (BEE) is a challenging task that involves modeling complex relationships between fine-grained entities in biomedical text. Most existing BEE models rely on classification methods that ignore label semantics and argument dependencies in the data. Although generative models that use prompts are increasingly being used for event extraction, they face two main challenges: creating effective prompts for the biomedical domain and dealing with events with complex structures in the text. To address these limitations, we propose GenBEE, a generative model enhanced with structure-aware prefixes for biomedical event extraction. GenBEE constructs event prompts that leverage knowledge distilled from large language models (LLMs), thereby incorporating both label semantics and argument dependency relationships. Additionally, GenBEE introduces a structural prefix learning module that generates structure-aware prefixes with structural prompts, enriching the generation process with structural features. Extensive experiments on three benchmark datasets demonstrate the effectiveness of GenBEE and it achieves state-of-the-art performance on the MLEE and GE11 datasets. Moreover, our analysis shows that the structural prefixes effectively bridge the gap between structural prompts and the representation space of generative models, enabling better integration of event structural information.

**Index Terms**—Biomedical Event Extraction, Generative Models, Structural Information, Large Language Models, Knowledge Distillation

## I. INTRODUCTION

Biomedical Event Extraction (BEE) is a challenging task that involves identifying molecular events from natural language text, where an event typically includes certain biomedical entities, such as genes, proteins, or cellular components [1]. BEE is typically divided into two subtasks, namely biomedical event trigger detection and biomedical event argument extraction. Biomedical event trigger detection aims to identify trigger words and classify them by event types that represent the presence of biomedical events. On the other hand, biomedical event argument extraction aims to identify the arguments and associate them with specific roles in biomedical events, correlating them with the corresponding event triggers. Moreover, BEE can provide invaluable information to facilitate the curation of knowledge bases and biomolecular pathways [2].

Traditionally, BEE has been formulated as a classification problem [3], [4]. However, these classification-based methods often struggle with encoding label semantics and other forms of weak supervision information [5]–[7]. Moreover, many current methods extract events in a pipeline manner, where

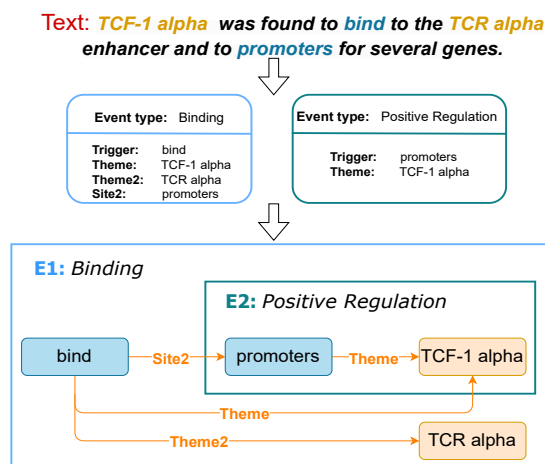


Fig. 1. An example of nested events identified from the given text.

trigger detection and argument extraction are treated as separate phases, which hinders the learning of shared knowledge between subtasks [8]. Recently, generation-based models have been proposed for event extraction (EE) on general domains [9], [10]. These models typically cast the event extraction task as a sequence generation problem using encoder-decoder-based pre-trained language models (PLMs) [11], [12] to output conditional generation sequences. These generation-based models benefit from natural language prompts to learn additional semantic information [13]. Apart from employing natural language prompts to enhance semantic learning from the given context, some recent works such as GTEE [14] and AMPERE [15] have also proposed injecting continuous prompts [16], [17] into their frameworks for better contextual representation learning for event argument extraction.

However, most current generation-based EE models [13]–[15] have difficulties when dealing with events with complex structures, such as nested events. Compared to flat event structures, texts in the biomedical domain often contain more nested event structures [18]. For example, in benchmark datasets like MLEE [19] and GE11 [20], the nested event structures constitute approximately 25% and 28% of all events in the datasets, respectively. Figure 1 shows an example of two nested events identified from the given text. The trigger word “*promoters*” of the Positive Regulation event

(E2) serves as the argument role *Site* for the trigger word “*bind*”, which triggers the *Binding* event (E1). Furthermore, “*TCF-1 alpha*” serves as the argument role *Theme* for both events (E1 and E2). In addition, a trigger word may also trigger different events in a sentence, depending on its event type or arguments. Events with such structures are called overlapping events. The rest of the events are regarded as flat events. Identifying these complex structures is non-trivial, as it can reveal the underlying relationships between events. For example, a *Site2* argument in a *Binding* event is likely to be a trigger for a *Positive Regulation* event.

For generation-based EE models, an intuitive way to incorporate structural information through prompt engineering [21] is by adding natural language prompts that describe complex structural information as part of the input to the generative PLM’s encoder. This helps elicit the rich knowledge distributed in the PLM. However, Fei et al. [22] pointed out that the mainstay contextual representations in a generative language model’s encoder tend to weaken other high-level information such as structural information, thereby reducing the effects of such information at the decoder. Moreover, it is also unclear whether generative PLMs, such as BART, contain sufficient domain knowledge to represent complex biomedical events. Therefore, incorporating structural information effectively into generative BEE models is challenging.

To address the above issues, we propose an event structure-aware **Generative Biomedical Event Extraction** model (GenBEE), which can capture complex event structures in biomedical texts. First, GenBEE constructs type description prompts to integrate the semantics of type labels. Next, it distills knowledge from large language models (LLMs), such as GPT-4 [23] to create event template prompts, which incorporate information such as dependencies among argument roles, to enhance contextual representation learning. Then, GenBEE introduces a structural prefix learning module that generates structure-aware prefixes, enriched with structural prompts to infuse the structural features.

GenBEE functions as a comprehensive BEE framework that handles event trigger detection and event argument extraction simultaneously, and effectively leverages the shared knowledge and dependencies between these two subtasks. The main contributions of this paper are summarized as follows:

- We propose GenBEE, a structure-aware generative model for biomedical event extraction. Our proposed end-to-end model can distill knowledge from the LLM to incorporate label semantics, dependency relationships among arguments, and shared knowledge between subtasks.
- In the GenBEE model, we introduce a structural prefix learning module to guide the generation process. This module constructs the structure-aware prefix to link continuous prompts with the representation space of generative models. It is worth noting that this plug-and-play module can be added to any biomedical event extraction framework.
- We have evaluated GenBEE on three widely-used BEE benchmark datasets, namely MLEE, GE11, and PHEE.

Experimental results show that GenBEE has achieved state-of-the-art performance on the MLEE and GE11 datasets, and achieved competitive results when compared to the state-of-the-art classification-based models on the PHEE dataset.

## II. RELATED WORK

### A. Biomedical Event Extraction

Many current methods for biomedical event extraction adopt a “pipeline” strategy, where trigger detection and argument extraction are treated as separate phases. However, “pipeline” methods may result in the propagation of errors. To address this issue, Trieu et al. [8] introduced an end-to-end method called DeepEventMine, which simultaneously identifies triggers and allocates roles to entities, thereby mitigating error propagation. However, DeepEventMine requires the full annotation of all entities, which may not always be accessible in datasets. Ramponi et al. [6] considered biomedical event extraction as a sequence labeling task that involves joint training models for trigger detection and argument extraction via multi-task learning. Aside from these classification-based methods, some recent works have formulated event extraction as a question-answering task [24], [25]. This new paradigm transforms traditional classification methods into multiple questioning rounds, producing a natural language answer about a trigger or an argument in each round. Current QA-based event extraction methods are primarily focused on formulating separate questions for different events and argument types. However, these QA methods lack the capability on capturing dependency information between arguments, which could be helpful for assigning argument types.

### B. Generative Event Extraction

Recently, another emerging line of work that treats event extraction as a conditional generation problem [13], [26]–[28] has evolved. The development of generation-based event extraction models begins with the reformulation of event extraction problems as a generation task. For example, TANL [26] treated event extraction as translation tasks with augmented labels using a variety of brackets and vertical bar symbols for representation, and tuned the model to predict these augmented labels. TempGen [27] proposed using templates for constructing role-filler tasks for entity extraction, and generating outputs that fill role entities into non-natural templated sequences. To adapt generation-based models to the task of event argument extraction, BART-Gen [28] investigated generative document-level event argument extraction. However, these methods only use naive natural language prompts and have not considered the incorporation of semantic information into the natural language prompts.

To better incorporate label semantics into the model, DEGREE [13] proposed a template-based model that incorporates label semantics into the designed prompts to extract event information. More recently, researchers have started to advance this line of work. For example, GTEE [14] used prefixes [16], which are sequences of tunable continuous prompts, to

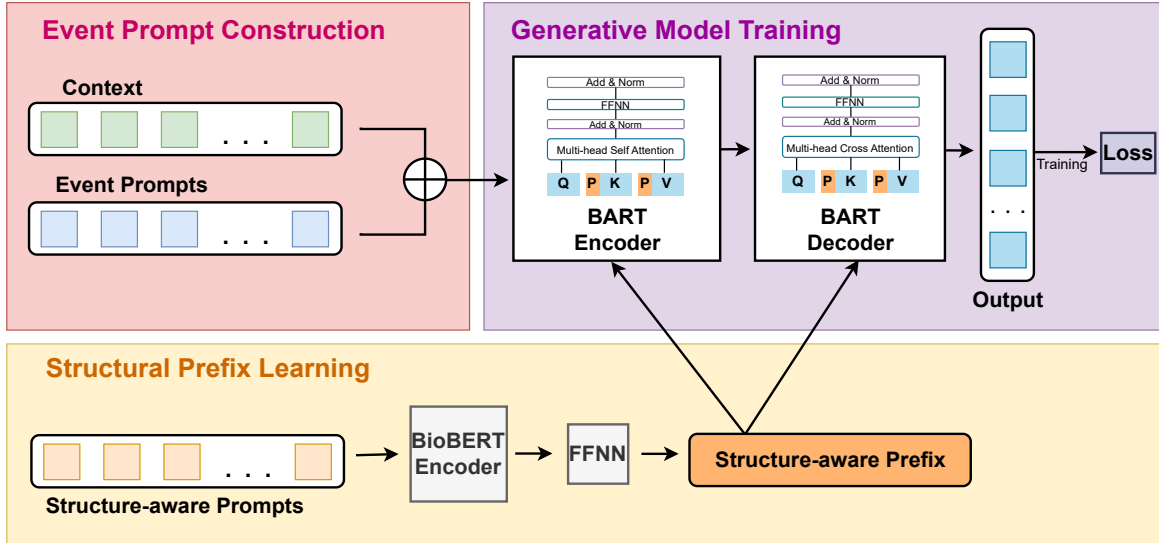


Fig. 2. The overall architecture of our proposed GenBEE model.

incorporate contextual type information into the generation-based model. AMPERE [15] proposed to equip the generative model with AMR-aware prefixes to embed the AMR graph, providing more contextual information. To the best of our knowledge, there is no work done on incorporating structural features of complex events into the generative models for BEE. Therefore, in this paper, we propose a novel generative model called GenBEE that integrates complex event structural information for BEE.

### III. METHOD

In this section, we discuss our proposed GenBEE model in detail. The proposed GenBEE model performs generative biomedical event extraction as follows: The extraction process is divided into a number of subtasks based on each pre-defined event type of a dataset. Given a Dataset  $\mathcal{D} = \{\mathcal{C}_j \mid j \in [1, |\mathcal{D}|]\}$  with its pre-defined event type set  $\mathcal{E} = \{e_i \mid i \in [1, |\mathcal{E}|]\}$ , where  $\mathcal{C}_j$  denotes a textual context and  $e_i$  denotes an event type. Each subtask is denoted as  $S_{e_i, \mathcal{C}}$ , for the type of event  $e_i$  and the context  $\mathcal{C}$ , where  $\mathcal{C}$  contains all the textual contexts in the dataset. As such, we have a total of  $|\mathcal{E}|$  generation subtasks based on each event type for all textual contexts  $\mathcal{C}$ . The proposed model conducts training iteratively based on each subtask with all textual contexts in the dataset. Figure 2 shows the architecture of the proposed model, which consists of the following modules: Event Prompt Construction, Structural Prefix Learning, and Generative Model Training.

#### A. Event Prompt Construction

This module constructs event prompts as part of the model input to the proposed GenBEE model for capturing the semantic meaning of event types and the dependency relationships between arguments. Event prompts not only provide semantic information to the model but also define the output format.

The event prompt  $\mathcal{N}_{e_i}$  for event type  $e_i$  contains the following components:

- Event Type - It specifies the expected event type to be extracted.
- Type Description - It provides a description on the event type.
- Event Template - It specifies the expected output format of the extracted event. The event template consists of three parts: a trigger, a separation marker `<SEP>` and a number of arguments. We use two types of placeholders, namely  $\{\text{Trigger}\}$  and  $\{\text{Role\_}<\text{argument}>\}$ , to represent the corresponding trigger and arguments, respectively.

Table I shows some example event prompts for the GE11 dataset. For example, the event type description for the Binding event is “*Binding involves two or more molecules coming together to form a complex for various biological processes and signaling pathways.*”. Note that the type description is obtained according to the textual description of each event type provided in the technical report of the corresponding biomedical event extraction dataset (e.g., GE11 [20]). In the event template, the trigger part is “*Event trigger  $\{\text{Trigger}\}$ ”, which remains the same for all event types. The argument part is specific to each event type  $e_i$ . Each  $\{\text{Role\_}<\text{argument}>\}$  serves as a placeholder for the corresponding argument role for the event. For example, the argument part for the Binding event in the GE11 dataset is: “ *$\{\text{Role\_Theme}\}$  at binding site  $\{\text{Role\_Site}\}$  and  $\{\text{Role\_Theme2}\}$  at adjacent site  $\{\text{Role\_Site2}\}$  form a complex, assisted by  $\{\text{Role\_Theme3}\}$  and  $\{\text{Role\_Theme4}\}$ .*”.*

Most previous works [14], [15] proposed to use manually designed templates for event extraction. However, it is challenging and time-consuming to define event templates for each event type from the biomedical event datasets, which requires domain knowledge. In this work, we propose to

TABLE I  
INPUT EVENT PROMPT EXAMPLES FOR THE GE11 DATASET.

Event Type	Type Description	Event Template
Binding	Binding events involve two or more molecules coming together to form a complex.	Event trigger {Trigger} <SEP> {Role_Theme} at binding site {Role_Site} and {Role_Theme2} at adjacent site {Role_Site2} form a complex, assisted by {Role_Theme3} and {Role_Theme4}.
Positive regulation	Positive regulation events involve the activation of gene expression or signaling pathways.	Event trigger {Trigger} <SEP> Activator {ROLE_Cause} at control site {ROLE_CSite} initiates signaling at {ROLE_Site}, enhancing the function of {ROLE_Theme}.
Localization	Localization events track the movement of a biological entity to a specific cellular or anatomical location.	Event trigger {Trigger} <SEP> From {ROLE_AtLoc}, {ROLE_Theme} relocates to {ROLE_ToLoc}.
Phosphorylation	Phosphorylation events capture the enzymatic process of attaching a phosphate group to a target protein.	Event trigger {Trigger} <SEP> Enzyme at {ROLE_Site} catalyzes the phosphorylation of {ROLE_Theme}.

GPT-4: Input Prompt
<b>Instruction:</b> Generate a <b>template</b> for <b>biomedical event extraction</b> for " <b>Binding</b> ". Include <b>trigger</b> and <b>argument</b> parts with <b>placeholders</b> for <b>interactional relationships</b> . Use <b>valid roles</b> from the <b>basic template</b> .
<b>Basic Template:</b> Event trigger {Trigger}, \n Site {ROLE_Site} Site 2 {ROLE_Site2} Theme {ROLE_Theme} Theme 2 {ROLE_Theme2} Theme 3 {ROLE_Theme3} Theme 4 {ROLE_Theme4}.
GPT-4: Output Event Template
["Event trigger {Trigger}, \n {Role_Theme} at binding site {Role_Site} and {Role_Theme2} at adjacent site {Role_Site2} form a complex, assisted by {Role_Theme3} and {Role_Theme4}."]

Fig. 3. Prompts for eliciting knowledge from LLM to construct the event template for the "Binding" event in the GE11 dataset.

employ the Large Language Model (LLM) GPT-4 [23] with designed prompts to generate the event templates for the event types pre-defined in the biomedical event datasets. Figure 3 shows an input prompt that we have designed for generating the event template for the `Binding` event using GPT-4. The input prompt consists of an "Instruction" that specifies the generation objective for the biomedical event extraction template and a "Basic Template" that outlines the target trigger and argument roles, constructed based on the pre-defined roles given in the technical report associated with the biomedical event dataset. The output of GPT-4 is an updated event template for the corresponding event type, which contains richer information than the basic template for generative event extraction.

After constructing the event prompt  $\mathcal{N}_{e_i}$  for the event type  $e_i$ , we concatenate it with the context  $\mathcal{C}_j$ . For each context  $\mathcal{C}_j$ , the input tokens  $\mathcal{X}_{e_i,j}$  in the proposed model is constructed as follows:

$$\mathcal{X}_{e_i,j} = [\mathcal{N}_{e_i}; [SEP]; \mathcal{C}_j] \quad (1)$$

where ";" denotes the sequence concatenation, and  $[SEP]$

is the special separator token in the PLM (e.g., BART). For each subtask based on  $e_i$ , we construct the input tokens for all the contexts in the dataset.

### B. Structural Prefix Learning

In biomedical texts, events are often complex and interrelated. Identifying the latent relationships among entities across different events could provide important clues for capturing complex event structures, thereby enhancing representation learning. Table II shows the structural prompts [29] constructed in the proposed model to capture different event structures for the `Binding` event. The structural prompts aim to provide descriptions of different event structures and then elicit the PLM (e.g., BioBERT) to identify complex event structures by capturing the latent relationships among entities across different biomedical events. As shown in Table II, the structural prompts are the same for all event types, except the corresponding event type name specified between the two tags of  $\langle T \rangle$ . In this work, structural prompts are categorized into three groups: General Events, Overlapping Events, and Nested Events. The General Events describe the structural information of common events, guiding the PLM to identify potential interactions between frequently co-occurring events. The Overlapping Events describe the structural information of overlapping events, instructing the PLM to identify trigger words that commonly trigger overlapping events. The Nested Events describe the structural information of nested events, guiding the PLM to identify entities that frequently serve as argument roles in the events while acting as trigger words in others, or vice versa. Overall, the structural prompts are designed to describe the various structural information of biomedical events for generative event extraction.

After structural prompts are constructed, this module generates prefixes with an encoder-only PLM to embed structural information of biomedical events from the structural prompts. In particular, BioBERT is used to generate trainable soft prompts to the BART Encoding-Decoding module of GenBEE, guiding its generation process with event structural information.

First, structural prompts are concatenated with the separator token  $[SEP]$  to construct a textual sequence  $S_{e_i}$  as follows:

$$S_{e_i} = \langle [CLS], S1_{e_i}, [SEP], S2_{e_i}, [SEP], \dots, S4_{e_i}, [SEP] \rangle \quad (2)$$

TABLE II  
EXAMPLE STRUCTURAL PROMPTS FOR THE BINDING EVENT.

Category	Structural Prompts
General Events	(S1) Explore events that frequently <b>co-occur</b> with $\langle T \rangle \text{Binding} \langle T \rangle$ events, aiming to <b>identify</b> and <b>analyze</b> the <b>interactions</b> and <b>dependencies</b> among these events to <b>enhance understanding</b> of their interrelationships.
Overlapping Events	(S2) Explore entities that serve as <b>triggers</b> in both $\langle T \rangle \text{Binding} \langle T \rangle$ events and other event types, aiming to <b>clarify</b> the <b>overlap</b> in trigger roles across different contexts to <b>better understand trigger versatility</b> .
Nested Events	(S3) Explore entities acting in <b>multiple roles</b> , including as roles in $\langle T \rangle \text{Binding} \langle T \rangle$ events and differently in other events, <b>highlighting</b> the <b>dynamics of role versatility</b> and their implications for event structure. (S4) Explore entities where the <b>trigger</b> of $\langle T \rangle \text{Binding} \langle T \rangle$ events also acts as a <b>role</b> in other events, or vice versa, <b>highlighting</b> these <b>complex inter-event relationships</b> to <b>identify patterns</b> of event interaction.

where  $S1_{e_i}$  to  $S4_{e_i}$  are structural prompts for event type  $e_i$ . Then, the pre-trained BioBERT is employed to encode the textual sequence  $S_{e_i}$  for event type  $e_i$  into dense vectors  $Dense_{e_i}$  as follows:

$$Dense_{e_i} = BioBERT(S_{e_i}) \quad (3)$$

After obtaining the dense vectors  $Dense_{e_i}$ , we extract the representation  $h_{[CLS]}$  from  $Dense_{e_i}$ , which is encoded from the [CLS] token. The [CLS] token is the start marker of the input to BioBERT. As the first vector in  $Dense_{e_i}$ ,  $h_{[CLS]}$  contains high-level event structural information distilled from BioBERT. We then input  $h_{[CLS]}$  into a Feed Forward Neural Network (FFNN) to model the prefix  $\mathcal{P}_{e_i}$  as follows:

$$\mathcal{P}_{e_i} = FFNN(h_{[CLS]}) \quad (4)$$

The length  $l$  of prefix  $\mathcal{P}_{e_i}$  is a hyper-parameter, which is determined experimentally, to control the size of the soft prompts.

### C. Generative Model Training

The proposed GenBEE model employs a generative pre-trained language model BART [12] for encoding and decoding. In this module, the prefix  $\mathcal{P}_{e_i}$  is integrated into both the encoder and decoder of the model. Specifically, from the prefix for event type  $e_i$ , we obtain the additional key and value matrices as  $\mathcal{P}_{e_i} = K^{e_i} = V^{e_i}$ , which can further be expressed as  $K^{e_i} = \{k_1^{e_i}, \dots, k_l^{e_i}\}$  and  $V^{e_i} = \{v_1^{e_i}, \dots, v_l^{e_i}\}$ . Here,  $k_n^{e_i}$  and  $v_n^{e_i}$  ( $n \in [1, l]$ ) are vectors with the same hidden dimension in the Transformer layer. These additional key and value matrices are concatenated with the original key and value matrices in the self-attention layers of the encoder and cross-attention layers of the decoder. As such, when computing the dot-product attention, the query matrix at each position is influenced by these structure-aware prefixes, which will subsequently influence the weightings of the representations for event generation. Note that the prefix  $\mathcal{P}_{e_i}$  is learnable according to the querying event type  $e_i$ , thereby guiding the BART PLM to differentiate event types with different structural features.

Given the input tokens  $\mathcal{X}_{e_i,j}$  and the injected prefixes  $\mathcal{P}_{e_i}$ , the model first computes the hidden vector representation  $H$  of the input  $\mathcal{X}_{e_i,j}$  with the injected prefixes  $\mathcal{P}_{e_i}$  using a bidirectional BART Encoder:

$$H = \text{Encoder}(\mathcal{P}_{e_i}, \mathcal{X}_{e_i,j}) \quad (5)$$

where each layer of the BART Encoder is a Transformer block with the self-attention mechanism.

The BART Decoder then takes in the hidden states  $H$  from the BART Encoder to generate the text  $\mathcal{Y}_{e_i,j} = \{y_1, \dots, y_n\}$  ( $n \in [1, |\mathcal{Y}_{e_i,j}|]$ ) token by token (conditioned on its previous contexts). The injected prefix  $\mathcal{P}_{e_i}$  and the hidden states  $h^D$  of the decoder  $D$  are also involved in the computation. More specifically, during the  $n$ -th step of generation, the autoregressive BART Decoder predicts the  $n$ -th token  $y_n$  and computes the  $n$ -th hidden state  $h_n^D$  of the decoder as follows:

$$(y_n, h_n^D) = \text{Decoder}(y_{n-1}, [\mathcal{P}_{e_i}; H; h_1^D, \dots, h_{n-1}^D]) \quad (6)$$

Each layer of the BART Decoder is a Transformer block that includes two types of attention mechanisms: a self-attention mechanism and a cross-attention mechanism. The self-attention mechanism uses the decoder's hidden state  $h_n^D$  to reference the previously generated words in the decoder's output sequence. The cross-attention mechanism uses both the encoder's hidden state  $H$  and the decoder's hidden state  $h_n^D$  to integrate contextual representation into the decoding process.

Then, this module outputs a structured sequence that starts with the start token " $\langle \text{BOS} \rangle$ " and ends with the end token " $\langle \text{EOS} \rangle$ ". Given the input sequence  $\mathcal{X}_{e_i,j}$  with the injected prefixes  $\mathcal{P}_{e_i}$ , the conditional probability  $p(\mathcal{Y}_{e_i,j} | \mathcal{P}_{e_i}, \mathcal{X}_{e_i,j})$  of the output sequence  $\mathcal{Y}_{e_i,j}$  is calculated progressively by the probability of each step as follows:

$$p(\mathcal{Y}_{e_i,j} | \mathcal{P}_{e_i}, \mathcal{X}_{e_i,j}) = \prod_{n=1}^{|\mathcal{Y}_{e_i,j}|} p(y_n | y_1, \dots, y_{n-1}, \mathcal{P}_{e_i}, \mathcal{X}_{e_i,j}) \quad (7)$$

Finally, the BART Decoder calculates the conditional probability of its output and generates the sequence  $\mathcal{Y}_{e_i,j}$  for event type  $e_i$  and context  $\mathcal{C}_j$  as follows:

$$\mathcal{Y}_{e_i,j} = \text{Decoder}(\mathcal{P}_{e_i}, \mathcal{X}_{e_i,j}) \quad (8)$$

where  $\mathcal{P}_{e_i}$  denotes the structural prefix for event type  $e_i$  and  $\mathcal{X}_{e_i,j}$  denotes the input tokens for event type  $e_i$  with context  $\mathcal{C}_j$ . After obtaining the output tokens  $\mathcal{Y}_{e_i,j}$ , the proposed model can then perform training and inference.

For training, the trainable parameters of the GenBEE model include those in the encoder-only pre-trained language model BioBERT and the generative pre-trained language model BART. The training objective of the GenBEE model is to minimize the negative log-likelihood of the ground truth sequence  $\mathcal{Y}'_{e_i,j}$ , given the output sequence  $\mathcal{Y}_{e_i,j}$  as follows:

$$\text{Loss} = -\log \sum_{i=1}^{|\mathcal{E}|} P(\mathcal{Y}'_{e_i,j} | \mathcal{Y}_{e_i,j}) \quad (9)$$

GenBEE is specifically trained to perform prediction based on the given event type. During training, it learns and incorporates the structural features of each event type. If the context  $C_j$  contains multiple events, the GenBEE model will generate output text for each event template, with each corresponding to a trigger and its associated argument roles. If the model does not give any prediction result on any triggers or argument roles for a given event type, the output will contain the corresponding placeholders only.

For inference, the proposed GenBEE model enumerates all event types and generates outputs for each event type based on the given context. After generating the output, the model compares the generated tokens with the specified event templates for each event type to identify the triggers and arguments accordingly. Finally, string matching [13] is employed to identify and capture the span offsets of the predicted triggers and arguments.

#### IV. EXPERIMENTS

In this section, we first describe the dataset, evaluation metrics, implementation details, and baseline models. Then, we present the experimental results to show the effectiveness of the proposed GenBEE model for biomedical event extraction.

##### A. Datasets

We have conducted experiments on the following three publicly available benchmark datasets, namely MLEE, GE11, and PHEE, for biomedical event extraction. MLEE [19] has 29 event types and 14 argument roles. We use the train/dev/test split given by the data provider. GE11 [20] has 9 event types and 10 role arguments. We use the train/dev/test split given by the shared task and evaluate the performance based on the development set, as the test set is unannotated and the official tool for evaluation is no longer available. PHEE [30] has 2 event types and 16 role arguments. We use the train/dev/test split provided by TextEE [31]. We preprocess each dataset by using the script of TextEE [31]. Table III presents the statistics of the datasets. For evaluation metrics, we follow the previous work [10], [13], [32] to adopt the following two metrics to evaluate the performance: (1) Trigger Classification (Trg-C) F1-score: A trigger is correctly classified if the predicted span and the predicted event type match the gold ones. (2) Argument Classification (Arg-C) F1 score: An argument is correctly classified if the predicted span, event type, and role type match the gold ones.

##### B. Implementation Details

For a fair comparison with recent works, we leverage the BART-large [12] as the PLM in our proposed GenBEE model. For encoding structural prompts, we use a pre-trained BioBERT [33] model. We train GenBEE on an NVIDIA A100 40G GPU. The learning rate of BART-large is set to  $10^{-5}$  and the learning rate of BioBERT is set to  $10^{-6}$ . Moreover, we train GenBEE for 50 epochs on PHEE and 80 epochs on MLEE and GE11. The batch size is set to 16 during training. The prefix length  $l$  is set to 40, which is determined experimentally within the interval  $l = \{20, 30, 40, 50, 60\}$ .

##### C. Baseline Models

We compare our GenBEE with the following EE models: (1) DyGIE++ [32] is a classification-based model that captures contextual information with the span graph propagation technique. (2) OneIE [34] is a classification-based model that utilizes global feature-aware graphs to capture cross-subtask and cross-instance interactions. (3) AMR-IE [35] is a classification-based model that captures syntactic characteristics in contexts using the AMR graph. (4) EEQA [36] is a classification-based model that formulates EE as a question-answering task. (5) TagPrime [37] is a state-of-the-art classification-based EE model that iteratively extracts event information based on each event type. (6) DEGREE [13] is a state-of-the-art generation-based EE model that integrates prompts for conditional generation. As the vanilla DEGREE model was designed mainly for general domain event extraction, we have re-implemented it using the prompts provided by [31] for the MLEE, GE11, and PHEE datasets. To ensure a fair comparison across models, we adopt the official codes of the above baselines and train them with the same data.

##### D. Experimental Results

Table IV shows the Trg-C F1-scores and Arg-C F1-scores based on the MLEE, GE11, and PHEE datasets. “Gen” and “Cls” denote Generation-based models and Classification-based models, respectively. The letter “l” in the column PLM is used to denote the large model. Overall, the GenBEE model achieves new state-of-the-art performance on the MLEE and GE11 datasets. Moreover, on the PHEE dataset, our model achieves the second-highest Arg-C F1-score among all baselines, while its Trg-C F1-score is still competitive with other classification-based models. Additionally, we reckon that the simpler event structures with less structural information in the PHEE datasets are the main reason that affects the performance of the GenBEE model.

Table IV also shows that GenBEE significantly outperforms the state-of-the-art generation-based model, DEGREE, in the experiments based on the MLEE, GE11, and PHEE datasets. More specifically, GenBEE demonstrates an improvement of 3.4%, 3.0%, and 2.2% in Trg-C F1-score, and an improvement of 3.3%, 3.9% and 2.4% in Arg-C F1-score, over DEGREE on the MLEE, GE11, and PHEE datasets, respectively. We attribute GenBEE’s performance improvement to the use of event prompts and structural prefixes, which provide event structural information for biomedical event extraction.

For the experiments on the PHEE dataset, it is worth noting that the two state-of-the-art models, TagPrime and DyGIE++, are both sequence tagging models. We find that these two models mainly benefit from better span identification of trigger and argument words for achieving better performance. Even though the Trg-C F1-score of GenBEE slightly lags behind some baselines, GenBEE still achieves the second-highest Arg-C F1-score when compared with all the baselines. We attribute this to GenBEE’s end-to-end extraction style, which can be less susceptible to the error propagation issue that commonly affects pipeline methods.

TABLE III  
STATISTICS OF THE DATASETS.

	MLEE			GE11			PHEE		
	Train	Dev	Test	Train	Dev	Test	Train	Dev	Test
# Documents	131	44	87	908	259	-	-	-	-
# Sentences	1294	467	885	7926	2483	-	2897	965	965
# Events	3121	670	1894	10310	3250	-	3003	1011	1005
# Nested & Overlapping Events	773	397	315	2843	658	-	69	26	29
# Arguments	2887	1065	1887	6823	1533	-	15482	5123	5155

TABLE IV  
EXPERIMENTAL RESULTS (%) FOR EXTRACTING EVENTS BASED ON THE MLEE, GE11 AND PHEE DATASETS. THE BEST SCORE IS HIGHLIGHTED IN BOLD, AND THE SECOND-BEST SCORE IS UNDERLINED.

Methods	Type	PLM	MLEE		GE11		PHEE	
			Trg-C	Arg-C	Trg-C	Arg-C	Trg-C	Arg-C
DyGIE++ (2019)	Cls	RoBERTa-l	80.6	65.8	67.1	62.8	70.1	<b>53.9</b>
OneIE (2020)	Cls	RoBERTa-l	<u>80.9</u>	65.2	67.3	<u>63.9</u>	69.8	52.0
EEQA (2020)	Cls	RoBERTa-l	79.3	65.3	66.6	62.7	<u>70.3</u>	53.1
AMR-IE (2021)	Cls	RoBERTa-l	80.2	66.4	67.9	63.3	<u>69.7</u>	53.5
TagPrime (2023)	Cls	RoBERTa-l	80.6	<u>67.1</u>	<b>68.4</b>	63.6	<b>70.9</b>	52.2
DEGREE (2022)	Gen	BART-l	78.0	64.6	65.2	60.5	67.6	51.4
GenBEE	Gen	BART-l	<b>81.4</b>	<b>67.9</b>	<u>68.2</u>	<b>64.4</b>	69.8	<u>53.8</u>

## V. ANALYSIS

### A. Ablation Study

We conduct an ablation study of the proposed GenBEE model to evaluate the effects of different components on the overall performance across the MLEE, GE11, and PHEE benchmark datasets. Specifically, we focus on the following two components: Structural Prefix Learning and Event Prompt Construction. Table V reports the performance results of the ablation study. The symbol  $\Delta$  indicates the difference in the F1-score between the different configuration models and the proposed GenBEE model. As shown in Table V, we observe that the structural prefixes and event prompts significantly contribute to the performance of our proposed model, regardless of the dataset. Firstly, the removal of the Structural Prefix Learning module from GenBEE results in a reduction of 1.5% and 1.6% in the average Trg-C and Arg-C F1-scores, respectively, highlighting the important role of this component in the model’s overall performance. Moreover, removing the event prompts leads to a decrease of 0.6% and 1.0% in the average Trg-C and Arg-C F1-scores, respectively. This drop in performance indicates that the prompts constructed for describing events significantly contribute to the improvement of the proposed GenBEE model. Overall, each component of the GenBEE model plays a crucial role in achieving promising performance for biomedical event extraction.

### B. Performance Comparison between LLMs API and Fine-tuned PLMs

Given the immense potential of using large language models (LLMs) API with In-Context Learning (ICL) [21] across

various NLP tasks under data efficient scenarios [38], we conduct experiments to compare the few-shot performance of the proposed GenBEE model with LLMs API. Specifically, we consider two widely used LLMs: GPT-4 [39] and Llama3-70b [40] for comparison. We access these LLMs through APIs from their official providers. As a part of the prompt, we provide LLMs with the same type of instructions, EE templates that we use in GenBEE, and a few ICL examples (positive ones). It is worth noting that the number of ICL examples is limited by the maximum context length supported by LLMs.

Table VI presents the performance results for LLMs and our proposed GenBEE model, categorized by shot numbers: 4-shot, 8-shot, 16-shot, and 32-shot. In the 4-shot learning scenario, the GPT-4 API achieves the highest F1 scores across all datasets, followed by the Llama3-70b API, with GenBEE showing the lowest performance. Similar trends are observed in the 8-shot and 16-shot learning scenarios, where all models exhibit performance improvements with increased learning data (shot numbers). However, for LLMs, adding more ICL examples beyond 16-shot does not necessarily result in further performance gains, as improvements tend to plateau or even slightly decline at higher shot levels. Notably, at 32-shot learning, GenBEE achieves the highest F1-scores across all datasets, particularly on the PHEE dataset with F1-scores of 43.7% and 38.5% for Trigger and Argument Classification, respectively. We infer that this is likely due to PHEE’s limited number of event types (only two), which reduces the number of unseen labels during few-shot training and allows GenBEE to leverage the provided examples more effectively. In comparison, datasets such as MLEE and GE11, with more diverse event types, present a greater challenge for the model,



TABLE V

ABLATION STUDY ON THE PROPOSED GENBEE MODEL BASED ON DIFFERENT MODEL CONFIGURATIONS. WE REPORT THE RESULTS IN F1-SCORES (%).

Model	MLEE		GE11		PHEE		$\Delta$ Average	
	Trg-C	Arg-C	Trg-C	Arg-C	Trg-C	Arg-C	Trg-C	Arg-C
GenBEE	81.4	67.9	68.2	64.4	69.8	53.8	-	-
(1) -w/o Structural Prefix Learning	79.8	66.7	66.4	62.1	68.7	52.6	-1.5	-1.6
(2) -w/o Event Prompts Construction	80.9	67.3	67.5	63.0	69.2	52.9	-0.6	-1.0
(3) -w/o (1) (2)	78.0	64.6	65.2	60.5	67.6	51.4	-2.9	-3.2

TABLE VI

EXPERIMENTAL RESULTS USING LLMs API AND GENBEE FOR FEW-SHOT LEARNING BASED ON THE MLEE, GE11 AND PHEE DATASETS. ALL REPORTED NUMBERS ARE IN F1-SCORES (%).

Models	MLEE		GE11		PHEE	
	Trg-C	Arg-C	Trg-C	Arg-C	Trg-C	Arg-C
4-shot						
GPT-4 API	<b>34.0</b>	<b>27.5</b>	<b>23.0</b>	<b>21.9</b>	<b>39.5</b>	<b>33.8</b>
Llama3-70b API	31.8	26.7	19.3	20.5	36.5	30.5
GenBEE	11.1	8.4	5.3	5.5	21.0	14.5
8-shot						
GPT-4 API	<b>35.7</b>	<b>29.0</b>	<b>24.1</b>	<b>22.1</b>	<b>40.4</b>	<b>34.5</b>
Llama3-70b API	33.0	28.5	20.3	20.7	37.4	31.8
GenBEE	18.0	14.2	9.0	7.9	29.8	24.6
16-shot						
GPT-4 API	<b>34.4</b>	<b>30.2</b>	<b>24.7</b>	<b>22.8</b>	<b>41.7</b>	<b>35.2</b>
Llama3-70b API	33.2	30.0	20.6	22.0	37.8	32.0
GenBEE	27.6	22.8	18.4	14.3	38.6	33.7
32-shot						
GPT-4 API	34.2	29.5	23.9	23.2	41.2	35.4
Llama3-70b API	32.9	29.8	20.5	21.8	36.9	31.5
GenBEE	<b>35.7</b>	<b>31.4</b>	<b>25.2</b>	<b>24.3</b>	<b>43.7</b>	<b>38.5</b>

resulting in relatively lower performance gains. Generally, the fine-tuned GenBEE is able to outperform LLMs (using In-Context Learning) as the number of labeled data increases.

### C. Case Study

In this section, we compare GenBEE and DEGREE on two examples, which are presented in Figure 4, to illustrate the differences in their predictions. Example 1 presents a case where the DEGREE model incorrectly predicts the argument “Site2” in the Binding event triggered by “binding”, but our GenBEE model gives the correct prediction. We infer that our model has incorporated dependency information between arguments using event prompts for enhancing the performance of biomedical event extraction. Example 2 presents a case where the DEGREE model fails to predict the arguments “Theme” and “Site” in the Phosphorylation event, which is nested with the Binding event. However, the GenBEE model is able to predict the arguments of these two nested events correctly. We infer that our model has incorporated structural information using structural prefixes for effectively recognizing the relationships between nested events. As illustrated by the case study, with event prompts and structural

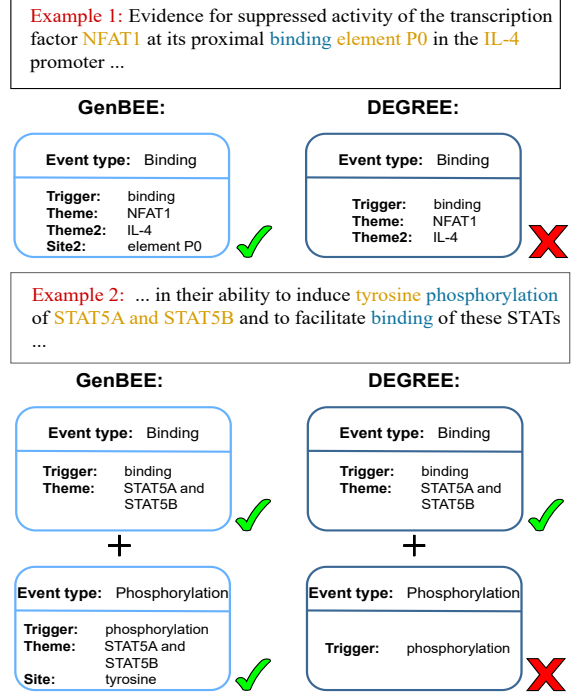


Fig. 4. A case study based on two examples taken from the GE11 dataset.

prefixes, our proposed GenBEE model is able to perform biomedical event extraction effectively.

## VI. CONCLUSION

We propose GenBEE, a novel generative model with structure-aware prefixes for biomedical event extraction. The experimental results demonstrate that GenBEE outperforms the strong baselines on the MLEE, GE11, and PHEE datasets. Moreover, our experiments show that structure-aware prefixes can effectively serve as a medium to link structural prompts with the representation space of generative models, thereby enhancing the model’s overall performance.

## REFERENCES

- [1] J.-D. Kim, T. Ohta, S. Pyysalo, Y. Kano, and J. Tsujii, “Overview of BioNLP’09 shared task on event extraction,” in *Proceedings of the BioNLP 2009 Workshop Companion Volume for Shared Task*. Boulder, Colorado: Association for Computational Linguistics, Jun. 2009, pp. 1–9. [Online]. Available: <https://aclanthology.org/W09-1401>



- [2] J. Björne and T. Salakoski, “Generalizing biomedical event extraction,” in *Proceedings of BioNLP Shared Task 2011 Workshop*, 2011, pp. 183–191.
- [3] J. Björne and T. Salakoski, “Biomedical event extraction using convolutional neural networks and dependency parsing,” in *Proceedings of the BioNLP 2018 workshop*, 2018, pp. 98–108.
- [4] K.-H. Huang, M. Yang, and N. Peng, “Biomedical event extraction with hierarchical knowledge graphs,” in *Findings of the Association for Computational Linguistics: EMNLP 2020*, 2020, pp. 1277–1285.
- [5] D. Li, L. Huang, H. Ji, and J. Han, “Biomedical event extraction based on knowledge-driven tree-lstm,” in *Proceedings of the 2019 Conference of the North American Chapter of the Association for Computational Linguistics: Human Language Technologies, Volume 1 (Long and Short Papers)*, 2019, pp. 1421–1430.
- [6] A. Ramponi, R. van der Goot, R. Lombardo, and B. Plank, “Biomedical event extraction as sequence labeling,” in *Proceedings of the 2020 Conference on Empirical Methods in Natural Language Processing (EMNLP)*. Online: Association for Computational Linguistics, Nov. 2020, pp. 5357–5367. [Online]. Available: <https://aclanthology.org/2020.emnlp-main.431>
- [7] A. Hao, H. Yuan, S. C. Hui, and J. Su, “Effective type label-based synergistic representation learning for biomedical event trigger detection,” *BMC bioinformatics*, vol. 25, no. 1, p. 251, 2024.
- [8] H.-L. Trieu, T. T. Tran, K. N. Duong, A. Nguyen, M. Miwa, and S. Ananiadou, “Deepeventmine: end-to-end neural nested event extraction from biomedical texts,” *Bioinformatics*, vol. 36, no. 19, pp. 4910–4917, 2020.
- [9] S. Li, H. Ji, and J. Han, “Document-level event argument extraction by conditional generation,” in *Proceedings of the 2021 Conference of the North American Chapter of the Association for Computational Linguistics: Human Language Technologies*. Online: Association for Computational Linguistics, Jun. 2021, pp. 894–908. [Online]. Available: <https://aclanthology.org/2021.naacl-main.69>
- [10] Y. Lu, H. Lin, J. Xu, X. Han, J. Tang, A. Li, L. Sun, M. Liao, and S. Chen, “Text2Event: Controllable sequence-to-structure generation for end-to-end event extraction,” in *Proceedings of the 59th Annual Meeting of the Association for Computational Linguistics and the 11th International Joint Conference on Natural Language Processing (Volume 1: Long Papers)*. Online: Association for Computational Linguistics, Aug. 2021, pp. 2795–2806. [Online]. Available: <https://aclanthology.org/2021.acl-long.217>
- [11] C. Raffel, N. Shazeer, A. Roberts, K. Lee, S. Narang, M. Matena, Y. Zhou, W. Li, and P. J. Liu, “Exploring the limits of transfer learning with a unified text-to-text transformer,” *Journal of machine learning research*, vol. 21, no. 140, pp. 1–67, 2020.
- [12] M. Lewis, Y. Liu, N. Goyal, M. Ghazvininejad, A. Mohamed, O. Levy, V. Stoyanov, and L. Zettlemoyer, “BART: Denoising sequence-to-sequence pre-training for natural language generation, translation, and comprehension,” in *Proceedings of the 58th Annual Meeting of the Association for Computational Linguistics*. Online: Association for Computational Linguistics, Jul. 2020, pp. 7871–7880. [Online]. Available: <https://aclanthology.org/2020.acl-main.703>
- [13] I.-H. Hsu, K.-H. Huang, E. Boschee, S. Miller, P. Natarajan, K.-W. Chang, and N. Peng, “DEGREE: A data-efficient generation-based event extraction model,” in *Proceedings of the 2022 Conference of the North American Chapter of the Association for Computational Linguistics: Human Language Technologies*. Seattle, United States: Association for Computational Linguistics, Jul. 2022, pp. 1890–1908. [Online]. Available: <https://aclanthology.org/2022.naacl-main.138>
- [14] X. Liu, H.-Y. Huang, G. Shi, and B. Wang, “Dynamic prefix-tuning for generative template-based event extraction,” in *Proceedings of the 60th Annual Meeting of the Association for Computational Linguistics (Volume 1: Long Papers)*, 2022, pp. 5216–5228.
- [15] I.-H. Hsu, Z. Xie, K.-H. Huang, P. Natarajan, and N. Peng, “Amper: Amr-aware prefix for generation-based event argument extraction model,” in *Proceedings of the 61st Annual Meeting of the Association for Computational Linguistics (Volume 1: Long Papers)*, 2023, pp. 10976–10993.
- [16] X. L. Li and P. Liang, “Prefix-tuning: Optimizing continuous prompts for generation,” in *Proceedings of the 59th Annual Meeting of the Association for Computational Linguistics and the 11th International Joint Conference on Natural Language Processing (Volume 1: Long Papers)*. Online: Association for Computational Linguistics, Aug. 2021, pp. 4582–4597. [Online]. Available: <https://aclanthology.org/2021.acl-long.353>
- [17] E. Hu, Y. Shen, P. Wallis, Z. Allen-Zhu, Y. Li, S. Wang, and W. Chen, “Lora: Low-rank adaptation of large language models,” 2021.
- [18] K. Espinosa, P. Georgiadis, F. Christopoulou, M. Ju, M. Miwa, and S. Ananiadou, “Comparing neural models for nested and overlapping biomedical event detection,” *BMC bioinformatics*, vol. 23, no. 1, p. 211, 2022.
- [19] S. Pyysalo, T. Ohta, M. Miwa, H.-C. Cho, J. Tsujii, and S. Ananiadou, “Event extraction across multiple levels of biological organization,” *Bioinformatics*, vol. 28, no. 18, pp. i575–i581, 2012.
- [20] J.-D. Kim, Y. Wang, T. Takagi, and A. Yonezawa, “Overview of Genia event task in BioNLP shared task 2011,” in *Proceedings of BioNLP Shared Task 2011 Workshop*. Portland, Oregon, USA: Association for Computational Linguistics, Jun. 2011, pp. 7–15. [Online]. Available: <https://aclanthology.org/W11-1802>
- [21] T. Brown, B. Mann, N. Ryder, M. Subbiah, J. D. Kaplan, P. Dhariwal, A. Neelakantan, P. Shyam, G. Sastry, A. Askell *et al.*, “Language models are few-shot learners,” *Advances in neural information processing systems*, vol. 33, pp. 1877–1901, 2020.
- [22] H. Fei, S. Wu, J. Li, B. Li, F. Li, L. Qin, M. Zhang, M. Zhang, and T.-S. Chua, “Lasue: Unifying information extraction with latent adaptive structure-aware generative language model,” in *Advances in Neural Information Processing Systems*, vol. 35. Curran Associates, Inc., 2022, pp. 15 460–15 475.
- [23] OpenAI, “Gpt-4 technical report,” 2024. [Online]. Available: <https://arxiv.org/abs/2303.08774>
- [24] X. D. Wang, L. Weber, and U. Leser, “Biomedical event extraction as multi-turn question answering,” in *Proceedings of the 11th International Workshop on Health Text Mining and Information Analysis*. Online: Association for Computational Linguistics, Nov. 2020, pp. 88–96. [Online]. Available: <https://aclanthology.org/2020.louhi-1.10>
- [25] F. Li, W. Peng, Y. Chen, Q. Wang, L. Pan, Y. Lyu, and Y. Zhu, “Event extraction as multi-turn question answering,” in *Findings of the Association for Computational Linguistics: EMNLP 2020*, 2020, pp. 829–838.
- [26] G. Paolini, B. Athiwaratkun, J. Krone, M. Jie, A. Achille, R. Anubhai, C. N. dos Santos, B. Xiang, S. Soatto *et al.*, “Structured prediction as translation between augmented natural languages,” in *ICLR 2021-9th International Conference on Learning Representations*. International Conference on Learning Representations, ICLR, 2021, pp. 1–26.
- [27] K.-H. Huang, S. Tang, and N. Peng, “Document-level entity-based extraction as template generation,” in *Proceedings of the 2021 Conference on Empirical Methods in Natural Language Processing*, 2021, pp. 5257–5269.
- [28] S. Li, H. Ji, and J. Han, “Document-level event argument extraction by conditional generation,” in *Proceedings of the 2021 Conference of the North American Chapter of the Association for Computational Linguistics: Human Language Technologies*, 2021, pp. 894–908.
- [29] S. Zhang, L. Dong, X. Li, S. Zhang, X. Sun, S. Wang, J. Li, R. Hu, T. Zhang, F. Wu *et al.*, “Instruction tuning for large language models: A survey,” *arXiv preprint arXiv:2308.10792*, 2023.
- [30] Z. Sun, J. Li, G. Pergola, B. C. Wallace, B. John, N. Greene, J. Kim, and Y. He, “Phee: A dataset for pharmacovigilance event extraction from text,” in *Proceedings of the 2022 Conference on Empirical Methods in Natural Language Processing*, 2022, pp. 5571–5587.
- [31] K.-H. Huang, I.-H. Hsu, T. Parekh, Z. Xie, Z. Zhang, P. Natarajan, K.-W. Chang, N. Peng, and H. Ji, “Textee: Benchmark, reevaluation, reflections, and future challenges in event extraction,” 2024.
- [32] D. Wadden, U. Wennberg, Y. Luan, and H. Hajishirzi, “Entity, relation, and event extraction with contextualized span representations,” in *Proceedings of the 2019 Conference on Empirical Methods in Natural Language Processing and the 9th International Joint Conference on Natural Language Processing (EMNLP-IJCNLP)*, 2019, pp. 5784–5789.
- [33] Y. Liu, M. Ott, N. Goyal, J. Du, M. Joshi, D. Chen, O. Levy, M. Lewis, L. Zettlemoyer, and V. Stoyanov, “Roberta: A robustly optimized bert pretraining approach,” *arXiv preprint arXiv:1907.11692*, 2019.
- [34] Y. Lin, H. Ji, F. Huang, and L. Wu, “A joint neural model for information extraction with global features,” in *Proceedings of the 58th annual meeting of the association for computational linguistics*, 2020, pp. 7999–8009.
- [35] Z. Zhang and H. Ji, “Abstract Meaning Representation guided graph encoding and decoding for joint information extraction,” in *Proceedings of the 2021 Conference of the North American Chapter of the Association for Computational Linguistics: Human Language Technologies*. Online: Association for Computational Linguistics, Jun.

2021, pp. 39–49. [Online]. Available: <https://aclanthology.org/2021.naacl-main.4>

- [36] X. Du and C. Cardie, “Event extraction by answering (almost) natural questions,” in *Proceedings of the 2020 Conference on Empirical Methods in Natural Language Processing (EMNLP)*. Online: Association for Computational Linguistics, Nov. 2020, pp. 671–683. [Online]. Available: <https://aclanthology.org/2020.emnlp-main.49>
- [37] I.-H. Hsu, K.-H. Huang, S. Zhang, W. Cheng, P. Natarajan, K.-W. Chang, and N. Peng, “TAGPRIME: A unified framework for relational structure extraction,” in *Proceedings of the 61st Annual Meeting of the Association for Computational Linguistics (Volume 1: Long Papers)*. Toronto, Canada: Association for Computational Linguistics, Jul. 2023, pp. 12 917–12 932. [Online]. Available: <https://aclanthology.org/2023.acl-long.723>
- [38] B. Zhang, D. Ding, and L. Jing, “How would stance detection techniques evolve after the launch of chatgpt?” 2023.
- [39] J. Achiam, S. Adler, S. Agarwal, L. Ahmad, I. Akkaya, F. L. Aleman, D. Almeida, J. Altenschmidt, S. Altman, S. Anadkat *et al.*, “Gpt-4 technical report,” *arXiv preprint arXiv:2303.08774*, 2023.
- [40] H. Touvron, T. Lavril, G. Izacard, X. Martinet, M.-A. Lachaux, T. Lacroix, B. Rozière, N. Goyal, E. Hambro, F. Azhar *et al.*, “Llama: Open and efficient foundation language models,” *arXiv preprint arXiv:2302.13971*, 2023.