

# Review-driven Personalized Preference Reasoning with Large Language Models for Recommendation

Jieyong Kim\*  
Yonsei University  
Seoul, Republic of Korea  
jiejong99@yonsei.ac.kr

Hyunseo Kim\*  
Yonsei University  
Seoul, Republic of Korea  
hyunseo00@yonsei.ac.kr

Hyunjin Cho  
Yonsei University  
Seoul, Republic of Korea  
cyberhyunjin@yonsei.ac.kr

SeongKu Kang  
UIUC  
Champaign, USA  
seongku@illinois.edu

Buru Chang  
Sogang University  
Seoul, Republic of Korea  
buru@sogang.ac.kr

Jinyoung Yeo  
Yonsei University  
Seoul, Republic of Korea  
jinyeo@yonsei.ac.kr

Dongha Lee†  
Yonsei University  
Seoul, Republic of Korea  
donalee@yonsei.ac.kr

## Abstract

Recent advancements in Large Language Models (LLMs) have demonstrated exceptional performance across a wide range of tasks, generating significant interest in their application to recommendation systems. However, existing methods have not fully capitalized on the potential of LLMs, often constrained by limited input information or failing to fully utilize their advanced reasoning capabilities. To address these limitations, we introduce EXP3RT, a novel LLM-based recommender designed to leverage rich preference information contained in user and item reviews. EXP3RT is basically fine-tuned through distillation from a teacher LLM to perform three key tasks in order: EXP3RT first extracts and encapsulates essential subjective preferences from raw reviews, aggregates and summarizes them according to specific criteria to create user and item profiles. It then generates detailed step-by-step reasoning followed by predicted rating, i.e., reasoning-enhanced rating prediction, by considering both subjective and objective information from user/item profiles and item descriptions. This personalized preference reasoning from EXP3RT enhances rating prediction accuracy and also provides faithful and reasonable explanations for recommendation. Extensive experiments show that EXP3RT outperforms existing methods on both rating prediction and candidate item reranking for top- $k$  recommendation, while significantly enhancing the explainability of recommendation systems.

## Keywords

Recommender systems, Large language models, Review-driven preference profiling, Reasoning distillation, Explainability

\*Both authors contributed equally to this research.

†Corresponding author

Permission to make digital or hard copies of all or part of this work for personal or classroom use is granted without fee provided that copies are not made or distributed for profit or commercial advantage and that copies bear this notice and the full citation on the first page. Copyrights for components of this work owned by others than the author(s) must be honored. Abstracting with credit is permitted. To copy otherwise, or republish, to post on servers or to redistribute to lists, requires prior specific permission and/or a fee. Request permissions from permissions@acm.org.

Conference acronym 'XX, June 03–05, 2018, Woodstock, NY

© 2024 Copyright held by the owner/author(s). Publication rights licensed to ACM.

ACM ISBN 978-1-4503-XXXX-X/18/06

<https://doi.org/XXXXXXX.XXXXXXX>

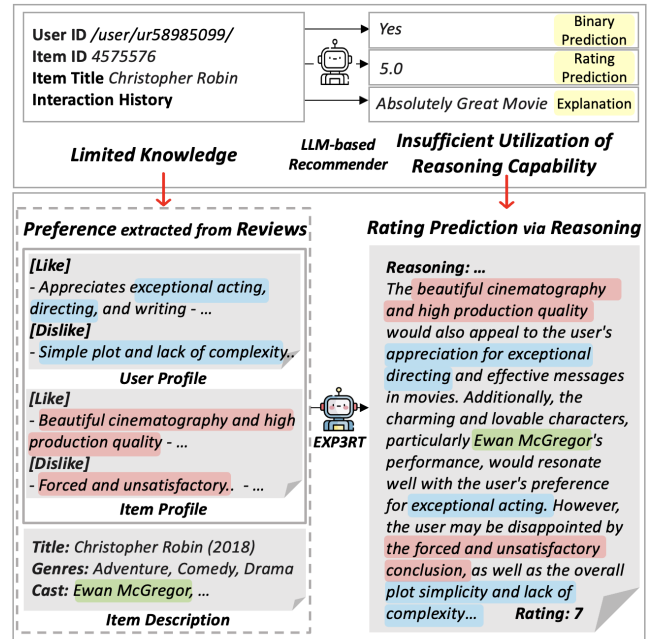


Figure 1: Comparison between existing LLM-based recommenders (Upper) and our proposed EXP3RT (Lower). EXP3RT predicts the rating score of a user-item pair based on step-by-step textual reasoning, by leveraging key preference descriptions extracted from user and item reviews.

## 1 Introduction

Large Language Models (LLMs) have demonstrated remarkable performance in diverse tasks owing to their exceptional ability to understand semantic information and perform advanced reasoning [2, 13, 24]. Leveraging these strengths, there have been many attempts to integrate LLMs into recommendation systems to enhance overall performance. Some studies have explored in-context learning for recommendation tasks by directly prompting LLMs [5, 17]; however, this approach often struggles with limited accuracy due to insufficient task-specific training. As a result, recent studies mainly focus on fine-tuning LLMs to better adapt them to specific recommendation tasks and datasets. For instance, LLMs have been

**Table 1: Comparison of LLM-based recommenders, categorized by their target tasks. *Rerank-ability* denotes whether each method can function as a candidate item reranker within a multi-stage ranking pipeline for top- $k$  recommendation. P5 [6] achieves both rerank-ability and explainability via multi-task learning (i.e., explanation generation and rating prediction).**

| Task                     | Method                        | LLM Input                                      | Rerank-ability | Explainability         |
|--------------------------|-------------------------------|--|----------------|------------------------|
| Multiple Tasks*          | P5 [6]                        | User/Item ID, Item Title, Feature Word         | ✓              | Review Generation      |
| Explanation Generation   | PEPLER [15], XRec [19]        | User/Item Embedding, User/Item Feature         | ✗              | Review Generation      |
| Target Item Generation   | GenRec [11]                   | Interaction History                            | ✓              | ✗                      |
| Candidate Item Reranking | ZS-Ranker [10], LlamaRec [26] | Interaction History, Item Candidates           | ✓              | ✗                      |
| Binary Prediction        | TALLRec [1], CoLLM [27]       | Interaction History (+User/Item Embedding)     | ✓              | ✗                      |
| Rating Prediction        | LLMRec [17]                   | Interaction History, Item Title, Item Category | ✓              | ✗                      |
| Rating Prediction        | <b>EXP3RT</b> (ours)          | User/Item Profile, Item Description            | ✓              | Step-by-step Reasoning |

fine-tuned for binary prediction [1, 27], user rating prediction [6], next item prediction [11], and candidate item reranking [26].

Despite recent advancements, existing studies fall short in fully leveraging the potential of LLMs for recommendation tasks due to several limitations. First, they often rely on insufficient input information about users and items, such as user/item IDs, item titles, and interaction history [1, 6, 11, 26, 27], which restricts the model’s understanding of user preferences (Figure 1, Upper Left). This limited information hinders the generalization capability of LLM-based recommenders in predicting outputs. Second, these models are typically optimized to generate short responses, such as simple “yes”/“no” answers or rating scores [1, 6, 27], where the lack of rich target context makes it challenging for the model to produce accurate predictions (Figure 1, Upper Right). Besides, such concise outputs fail to provide the necessary explainability for supporting recommendations.

On the other hand, another line of research has focused on generating personalized explanations for recommendations by leveraging the text generation capabilities of LLMs [6, 15, 19]. This involves first annotating an explanation for a specific user-item interaction using the corresponding review text and then optimizing the LLM to generate this annotated explanation; for instance, some studies simply use the first sentence or a brief summary of the review as the target explanation [6, 15, 19]. However, annotations taken directly from target reviews often fail to generalize to unobserved user-item interactions, due to their lack of grounding in evidence or logical reasoning. Consequently, the generated explanations may exhibit poor faithfulness and reasonableness.

To address these limitations, our work aims to fine-tune an LLM for *personalized preference reasoning*, enhancing both rating prediction accuracy and explainability by leveraging user and item review texts. Reviews contain rich details about users’ feedback and subjective opinions, making them an excellent resource for modeling user and item preferences. Our key idea is constructing *user profiles* and *item profiles*, which refer to lists of key preference descriptions extracted from reviews (Figure 1, Lower Left). Using these profiles, we annotate step-by-step textual reasoning via prompting a teacher LLM (e.g., GPT-3.5) to align with the corresponding rating score. In the end, our LLM is optimized to generate this annotated reasoning, followed by a rating score, using the user/item profiles and the item description as inputs (Figure 1, Lower Right). In essence, we distill the teacher LLM’s outstanding reasoning capabilities into our student LLM to enable reasoning-enhanced rating predictions.

Note that the generated step-by-step textual reasoning provides faithful and logical explanations for the predicted rating.

In this work, we introduce **EXP3RT**, **EX**plainable **P**ersonalized **P**reference **R**easoner for recommendation, which performs reasoning-enhanced rating prediction based on review-driven preference profiles of users and items. To be specific, EXP3RT is basically fine-tuned as a student LLM via distillation from a teacher LLM for three different tasks, each of which correspond to each step: (1) the first step encapsulates preference sets by extracting them from raw reviews, (2) the second step constructs user and item profiles by aggregating and summarizing the preference sets, and (3) the last step predicts the user’s rating through step-by-step textual reasoning. This distillation process makes our student LLM cost-efficient as well as significantly improve its reasoning capability. During inference, EXP3RT utilizes both the subjective and objective information from user/item profiles and item descriptions, allowing it to comprehensively understand user and item preferences. This leads to effective generalization to unobserved user-item interaction pairs.

Our extensive experiments evaluate the effectiveness of EXP3RT in terms of various recommendation tasks, including rating prediction, top- $k$  recommendation, and explanation generation. The evaluation results demonstrate that the personalized preference reasoning of EXP3RT not only improves rating prediction and reranking accuracy but also offers a high level of explainability. Additionally, EXP3RT effectively reranks candidate items, generated from conventional CF-based recommender, within a multi-stage ranking pipeline for top- $k$  recommendation.

The main contributions are summarized as follows:

- EXP3RT effectively enhances rating prediction accuracy through review-driven personalized reasoning.
- EXP3RT generates detailed step-by-step reasoning, providing faithful and logical explanations by utilizing rich preference information extracted from reviews.
- EXP3RT can function independently as a recommender and seamlessly integrate with traditional CF-based recommenders as an item reranker within a multi-stage ranking pipeline.

## 2 Related Work

### 2.1 LLM-based Recommenders for Prediction

Recent advancements in Large Language Models (LLMs) have led to significant performance improvements across various tasks [2], resulting in a growing number of attempts to harness their advanced capabilities in recommender systems (RS) [25]. Some approaches

have utilized LLMs to provide binary recommendations (i.e., *yes* or *no*) to a user for target items [1, 27] or to predict the user’s ratings on the items [6]. For binary recommendations, TALLRec [1] utilizes a two-stage instruction tuning process on Alpaca [22] to effectively handle few-shot scenarios. In a different approach, CoLLM [27] integrates collaborative filtering information directly into the LLM’s input embedding space, allowing the model to leverage traditional recommendation data within its predictions. For rating predictions, both P5 [6] and LLMRec [18] focus on predicting user ratings by utilizing user and item IDs, enabling the models to generate predictions based on these identifiers. Other studies shift their focus towards item generation and re-ranking tasks. GenRec [11] applies instruction tuning on LLaMA [23] to create generative recommendations, adapting the model to generate relevant items for users. LlamaRec [26] and Zero-Shot Ranker [10] investigate the potential of LLMs in re-ranking candidate items that have been initially generated by a separate retrieval model, highlighting the adaptability of LLMs in refining recommendation lists. A comparison of these methods can be found in Table 1.

Despite these efforts, the aforementioned studies have achieved limited accuracy in preference prediction tasks compared to conventional Collaborative Filtering (CF) methods; they fail to fully utilize exceptional reasoning abilities of LLMs. First, they rely on limited contextual information about users and items, which is insufficient to make LLMs understand the latent preference of a target user and item. Most of them take only user/item IDs or minimal attributes as inputs. In addition, they have not explored advanced textual reasoning strategy, such as Chain-of-Thought (CoT) reasoning [13], in that their models are simply optimized to generate short-form outputs tailored for their target tasks. In this sense, our work aims to leverage rich information sources, specifically *reviews*, and to predict user ratings through enhanced reasoning techniques, such as CoT reasoning, supported by distillation methods to fully harness the advanced reasoning capabilities of LLMs.

## 2.2 LLM-based Recommenders for Explanation

LLMs are highly effective at utilizing and processing semantic information to generate coherent and relevant text. Consequently, some efforts have focused on leveraging this capability by using sources rich in semantic content, such as reviews, to generate explanations for recommendations or to summarize reviews. For explanation generation, P5 [6] uses user and item IDs combined with feature words to guide the generation of explanations. PEPLER [15] integrates user and item ID vectors within a pretrained transformer, applying sequential tuning and recommendation regularization to align prompts with the model’s capabilities. Meanwhile, XRec [19] leverages collaborative signals along with a lightweight collaborative adaptor, which helps LLMs better grasp complex user-item interaction patterns and generate more accurate explanations. For review summarization, P5 uses user IDs alongside the reviews themselves, allowing for the creation of summaries that reflect the specific perspectives and experiences of individual users.

Despite their effectiveness, these studies have notable limitations. They often focus on extracting sentences from reviews to generate explanations or summaries, which can result in poor generalization and a lack of grounding in evidence or logical reasoning, making it

difficult for these explanations to adapt to unobserved user-item interactions. To overcome these limitations, our work focuses on extracting key information of user and item preferences from reviews and encapsulating them into a structured format. We further aggregate and summarize these insights from multiple reviews to build collective knowledge, enabling a comprehensive understanding of user and item preferences.

## 3 Proposed Method

In this section, we present EXP3RT, an LLM-based recommendation model designed to enhance both accuracy and explainability by leveraging subjective user and item preferences extracted from reviews. EXP3RT is optimized by distilling the remarkable reasoning capabilities of a teacher LLM into a student LLM, for three key tasks: (1) *preference extraction*, (2) *profile construction*, and (3) *textual reasoning for rating prediction*.

Given an input user-item pair, EXP3RT first extracts key preference information from each review related to the user and item, organizing this information into a list. Next, EXP3RT constructs profiles for the user and item by aggregating and summarizing all extracted preferences in a user-wise and item-wise manner, respectively. Finally, EXP3RT predicts the user’s rating on the item through step-by-step textual reasoning, using the user and item profiles along with the item description as inputs. Figure 2 illustrates the overview of our EXP3RT framework.

### 3.1 Preliminaries

**3.1.1 Rating prediction.** Given a user set  $\mathcal{U}$  and an item set  $\mathcal{I}$ , we collect a set of user-item interactions, which includes ratings (denoted by  $\mathcal{R}$ ) and reviews (denoted by  $\mathcal{V}$ ) written by users to items. The problem of rating prediction involves estimating the rating  $r_{u,i}$  for a user-item pair  $(u, i)$  based on observed ratings  $\mathcal{R}$  and reviews  $\mathcal{V}$ . That is, it aims to accurately predict the rating  $\hat{r}_{u,i} \approx r_{u,i}$  for any unobserved user-item pair  $(u, i)$ , where  $\hat{r}_{u,i}$  falls within the rating scale  $S$ .

**3.1.2 Knowledge distillation from teacher to student LLM.** This work distills the capabilities of an LLM into a more cost-efficient one. Specifically, we use GPT-3.5<sup>1</sup> as the teacher LLM, leveraging its superior reasoning and language understanding capabilities. The student LLM is built upon the LLaMA3-8B<sup>2</sup> model, of which capabilities would be enhanced through distillation from the teacher LLM. The knowledge distillation process primarily consist of two steps: (1) constructing data by prompting the teacher LLM to generate high-quality outputs, and (2) optimizing the student LLM via supervised fine-tuning (SFT) to mimic the teacher LLM’s outputs. This approach enables the student LLM to perform effectively on various tasks while reducing resource requirements.

### 3.2 Preference Extraction from Reviews

The first step of EXP3RT is to extract key preferences from raw reviews and organize them in a structured format. Since raw reviews may be unstructured and noisy, making it difficult for LLMs to understand the contents, we extract and encapsulate a review into

<sup>1</sup><https://chat.openai.com/>

<sup>2</sup><https://llama.meta.com/docs/model-cards-and-prompt-formats/meta-llama-3>

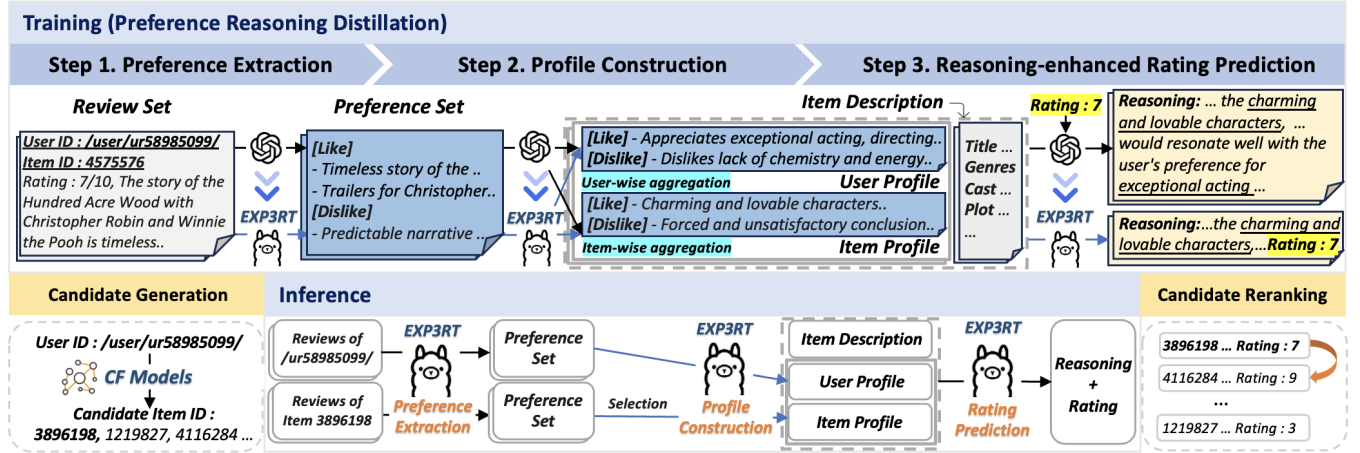


Figure 2: The overview of our EXP3RT framework. During training, we distill the reasoning capabilities of a teacher LLM (i.e., GPT-3.5) into our student LLM (i.e., Llama3-8B) for three tasks: (1) Extracting preference descriptions from raw reviews, (2) constructing user/item profiles by aggregating these preferences, and (3) predicting rating scores based on textual reasoning. During inference, given a user-item pair, EXP3RT sequentially performs these tasks to predict the rating; in addition, it can serve as an item reranker for top- $k$  recommendation, compatible with other CF models that efficiently retrieve candidate items.

a list of preference descriptions, named as *preference*. Specifically, the preference categorizes a user’s various tastes for an item into “Like” and “Dislike” which can be inferred from the review.

To distill the teacher LLM’s preference extraction ability, we collect training examples by prompting the teacher LLM to extract key preferences (i.e., *Like* and *Dislike*) from an input review  $v$  and organize them into a list of preference descriptions  $p$ , i.e.,  $D_{PE} = \{(v, p) | p \sim P_{\text{teacher}}(\cdot | v, T_{PE}), v \in \mathcal{V}\}$  where  $D_{PE}$  is the dataset,  $T_{PE}$  is the prompt for the preference extraction task, and  $P_{\text{teacher}}$  is the decoding probability of the teacher LLM.

### 3.3 User and Item Profile Construction

The second step is constructing *user profiles* and *item profiles*, which refer to texts reflecting comprehensive subjective preference information about users or items; the profile is obtained by aggregating and summarizing the preferences extracted from all  $\mathcal{V}$  (in Section 3.2) with respect to each user or item. In other words, these profiles include subjective information, capturing the preferences and characteristics associated with a specific user and item.

The user profile  $s_u$  is constructed by aggregating the set of preferences  $P_u = \{p | (v \in \mathcal{V}_u, p) \in D_{PE}\}$  extracted from the user’s review set  $\mathcal{V}_u$ , while the item profile  $s_i$  is created in a similar way by using the set of preferences  $P_i = \{p | (v \in \mathcal{V}_i, p) \in D_{PE}\}$  obtained from the item’s review set  $\mathcal{V}_i$ . That is, training examples for profile construction are obtained by prompting the teacher LLM, i.e.,  $D_{PC} = \{(P, s) | s \sim P_{\text{teacher}}(\cdot | P, T_{PC})\}$ , where  $T_{PC}$  is the prompt for the profile construction task.

### 3.4 Reasoning-enhanced Rating Prediction

The final step is to predict the rating  $\hat{r}_{u,i}$  of a user-item interaction based on step-by-step textual reasoning, utilizing key information extracted from  $\mathcal{V}$  (in Sections 3.2 and 3.3). Since user/item profiles contain subjective information, we additionally make use of

item descriptions as an objective information source, in order to generate reasoning from a comprehensive perspective. In the reasoning process, our model is expected to match user preferences (from user profile) with item characteristics (from item profile and descriptions) to evaluate their alignment for rating prediction. Consequently, through step-by-step reasoning, EXP3RT generates personalized and comprehensible reasonings, which are helpful to predict a user’s rating for a target item.

To achieve this, we annotate detailed step-by-step reasoning for each user-item interaction (i.e., rating) by leveraging the great reasoning capability of the teacher LLM. For an observed interaction between user  $u$  and item  $i$ , we prompt the teacher LLM to decode a textual explanation  $e$  given a user profile  $s_u$ , an item profile  $s_i$ , item descriptions  $d_i$ , and the user’s actual rating  $r_{u,i}$ ; that is, the training dataset for reasoning-enhanced rating prediction  $D_{RP}$  is obtained by  $D_{RP} = \{(s_u, s_i, d_i, e, r_{u,i}) | e \sim P_{\text{teacher}}(\cdot | s_u, s_i, d_i, r_{u,i}, T_{RG})\}$ , where  $T_{RG}$  is the prompt for the reasoning generation task.

### 3.5 Optimization and Inference

**3.5.1 Optimization.** Instruction tuning is a key technique for training LLMs with human-annotated instructions, enabling them to handle tasks more effectively [20]. To apply LLMs to recommendation tasks, we use this technique to guide the model in predicting user preferences. To perform instruction tuning, we transform the three datasets  $D_{PE}$ ,  $D_{PC}$ , and  $D_{RP}$  into the prompts to include specific instructions tailored for their tasks. Then, we combine them to obtain the final dataset  $\mathcal{D}$ , which consists of instruction input-output pairs  $(x, y)$  for the three tasks. We employ QLoRA [4] for each step, making our student LLM efficiently adapt to various tasks. Note that QLoRA enables us to integrate supplementary information while keeping the original parameters unchanged.

The final learning objective of EXP3RT is defined by Negative Log-Likelihood (NLL), used to maximize the probability of the correct

token  $y_t$  given the previous tokens  $y_{<t}$  and the input  $x$  as follows:

$$\max_{\Theta} \sum_{(x,y) \in \mathcal{D}} \sum_{t=1}^{|y|} \log(P_{\Phi+\Theta}(y_t | x, y_{<t})), \quad (1)$$

where  $\Theta$  represents the QLoRA parameters, and  $\Phi$  represents the parameters of our target student LLM, and only the QLoRA parameters are updated during the training process. The actual prompts used for each step can be found in Appendix A.

**3.5.2 Inference.** For inference on an unobserved user-item  $(u, i)$  pair, EXP3RT first extracts information that reflects preferences from their raw reviews,  $\mathcal{V}_u$  and  $\mathcal{V}_i$ , to form preference sets,  $P_u$  and  $P_i$ . Then, it constructs the user/item profile,  $s_u$  and  $s_i$ , by aggregating the preference sets. Unlike the construction process of a user profile that aggregates all preferences of the user, the item profile construction process introduces several strategies on how to select the item preferences to be aggregated. In detail, the set of item preferences can be determined in three different ways: (1) using all preferences of the item to reflect the overall preferences for the item, (2) selecting only the preferences extracted from the reviews with the highest number of helpful votes (i.e., *helpfulness-based selection*) to highlight the item’s representative preferences, and (3) using the preferences from the reviews written by the users with similar preferences to a target user (i.e., *neighbor-based selection*) [16] to create a more personalized item profile.<sup>3</sup>

Finally, EXP3RT takes the user profile, item profile, and item descriptions as its input, to predict the rating score along with textual reasoning. In the input prompt for EXP3RT, the average ratings for both the user and the item are included, which represent biases to address label inconsistency. Through detailed textual reasoning that evaluates matches and mismatches between preferences of the user and item, EXP3RT predicts the user’s rating for the target item.

**3.5.3 Rating score prediction.** To output the rating scores as continuous real values for more precise prediction beyond the limitations of discrete integer values, we adopt a post-computation technique by utilizing the model’s logit outputs for the numeric tokens. Training the model to predict ratings as discrete categories (i.e., integer tokens) can reduce the precision of predictions. For example, items predicted to have a rating of 3 might actually be closer to 2 or 4. Such a decoding approach can mask significant differences between items, as assigning them the same integer value fails to capture subtle variations in their actual ratings.

Given the logit values  $l_i$  corresponding to the model’s tokens for integer rating  $r_i$ , we obtain the probability  $p(r_i)$  of each rating by using the softmax function,  $p(r_i) = \exp(l_i) / \sum_{j=1}^{|S|} \exp(l_j)$ . We use the expected value of integer ratings as our final prediction:

$$\mathbb{E}[R] = \sum_{r_i} r_i \cdot p(r_i). \quad (2)$$

This method enables continuous rating predictions, even though the model is trained to decode ratings as discrete integers.

### 3.6 Top- $k$ Recommendation with EXP3RT

Since EXP3RT is built upon an LLM with billion-scale parameters, directly using our model for top- $k$  recommendation incurs significant

**Table 2: Statistics of the datasets**

| Dataset     | #Users | #Items | #Interactions | Density |
|-------------|--------|--------|---------------|---------|
| IMDB        | 859    | 1,155  | 19,124        | 0.0193  |
| Amazon-Book | 10,761 | 10,084 | 118,705       | 0.0011  |

computational costs and is practically infeasible. On the other hand, traditional CF-based recommenders achieve decent performance with relatively lower costs when generating candidate items for top- $k$  recommendation. Therefore, we incorporate EXP3RT into a multi-stage ranking pipeline, where traditional CF-based recommendation models serve as candidate generators. After efficiently generating these candidates, EXP3RT reranks them based on their predicted ratings to produce a final ranked list of the top- $k$  items. This approach allows our LLM-based recommender to effectively handle top- $k$  recommendation while maintaining relatively low computational costs. In short, the multi-stage ranking pipeline combines the scalability and efficiency of CF-based candidate generation with the accuracy of LLM-based reranking, making it highly adaptable for a variety of recommendation scenarios.

## 4 Experiments

In this section, we design and conduct experiments to answer the following research questions:

- **RQ1:** How effectively does EXP3RT perform in rating prediction, compared to existing methods?
- **RQ2:** How effectively does EXP3RT rerank candidate items within the multi-stage ranking pipeline for top- $k$  recommendation?
- **RQ3:** How good personalized reasoning can EXP3RT generate?
- **RQ4:** How effective is each component of EXP3RT?

### 4.1 Experimental Settings

**4.1.1 Datasets.** We conduct our experiments on two publicly available datasets with different sparsity: **IMDB** and **Amazon-Book** [9]. IMDB is a movie-domain dataset collected from IMDB website<sup>4</sup>, and its ratings are on a scale of 1 to 10. Amazon-Book is obtained from Amazon-Reviews-2023 dataset<sup>5</sup>, where users’ ratings on a scale of 1 to 5. Both datasets contain item metadata and user reviews with ratings. Note that IMDB has much higher density than Amazon-Book, which is advantageous to conventional CF methods.

For preprocessing, we filtered out users and items with fewer than 5 interactions (i.e., 5-core) and excluded interactions without user ratings. To better simulate real-world recommendation scenarios, we split the dataset into training, validation, and testing sets in an 8:1:1 ratio based on interaction timestamps. The statistics of the datasets are provided in Table 2.

**4.1.2 Baselines.** To verify the effectiveness of EXP3RT, we consider a wide range of baseline methods for three tasks: (1) rating prediction, (2) candidate item reranking, and (3) explanation generation.

**Rating prediction.** We consider a variety of baseline methods for rating prediction, including conventional CF methods [3, 14], a review-enhanced CF method [21], and LLM-based methods [6, 17].

<sup>3</sup>The details of calculating user preference similarity can be found in Appendix B.

<sup>4</sup><https://www.imdb.com/>

<sup>5</sup><https://huggingface.co/datasets/McAuley-Lab/Amazon-Reviews-2023>



**Table 3: Performance for rating prediction. The best and second-best results are in bold and underlined (\*:  $p$ -value < 0.05).**

| Methods              | IMDB           |                | Amazon-Book    |                |                |                |                |                |                |                |
|----------------------|----------------|----------------|----------------|----------------|----------------|----------------|----------------|----------------|----------------|----------------|
|                      |                |                | Total          |                | Warm-start     |                | Cold-start     |                | Unseen         |                |
|                      | RMSE           | MAE            | RMSE           | MAE            | RMSE           | MAE            | RMSE           | MAE            | RMSE           | MAE            |
| MF                   | <u>1.9530</u>  | <u>1.4771</u>  | 0.6683         | 0.4572         | <u>0.6663</u>  | <u>0.4588</u>  | <u>0.6769</u>  | 0.4501         | -              | -              |
| WDL                  | 2.2562         | 1.7467         | 0.7020         | 0.5324         | 0.6963         | 0.5280         | 0.7262         | 0.5519         | -              | -              |
| RGCL                 | 2.3143         | 1.8036         | 0.7562         | 0.6117         | 0.7533         | 0.6109         | 0.7693         | 0.6154         | -              | -              |
| P5                   | 2.5471         | 1.8604         | 0.8868         | 0.4756         | 0.8873         | 0.4810         | 0.8846         | 0.4508         | -              | -              |
| LLMRec (GPT-3.5, ZS) | 2.4843         | 1.7559         | 0.8974         | 0.6356         | 0.8910         | 0.6301         | 0.9260         | 0.6609         | 1.9732         | 1.6170         |
| LLMRec (GPT-3.5, FS) | 2.2161         | <u>1.6223</u>  | 0.7852         | <u>0.4562</u>  | 0.7888         | 0.4623         | 0.7688         | <u>0.4286</u>  | 1.7607         | 1.3000         |
| LLMRec (GPT-4, ZS)   | 2.1586         | 1.6261         | 0.9986         | 0.8331         | 0.9941         | 0.8257         | 1.0187         | 0.8670         | 1.7139         | 1.3958         |
| LLMRec (GPT-4, FS)   | 2.1410         | 1.6334         | 0.8386         | 0.5004         | 0.8370         | 0.5010         | 0.8460         | 0.4974         | <u>1.4993</u>  | <b>1.0300*</b> |
| Exp3RT               | <b>1.9122*</b> | <b>1.4691*</b> | <b>0.6508*</b> | <b>0.4297*</b> | <b>0.6572*</b> | <b>0.4369*</b> | <b>0.6072*</b> | <b>0.3858*</b> | <b>1.4398*</b> | <u>1.1192</u>  |

- **MF** [14]: Matrix Factorization, which is one representative latent factor-based CF method.
- **WDL** [3]: Wide and Deep Learning, jointly training wide linear models and deep neural networks, to combine the benefits of memorization and generalization.
- **RGCL** [21]: Review-aware Graph Contrastive Learning framework for review-based recommendation.
- **P5** [6]: A text-to-text LLM for recommendation, which incorporates various recommendation tasks into a shared framework.
- **LLMRec** [17]: An prompting-based method using an LLM as a recommender in rating prediction. We adopt zero-shot (ZS) and few-shot (FS) prompting with GPT-3.5 and GPT-4.

**Candidate item reranking.** We explore personalized item ranking capability of existing LLM-based methods specifically designed for preference prediction [1, 10]. We employ GPT-3.5 as the LLM.

- **TALLRec** [1]: Lightweight instruction tuning framework which generates a binary answer of "Yes" or "No" by composing a task instruction based on their historical interactions. We reranked the item with the LLM's output logit value.
- **ZS-Ranker** [10]: A prompting-based method that uses an LLM as a zero-shot ranker, based on sequential interaction histories and retrieved candidate items.

**Explanation generation.** The third category generates explanations about the recommended items, by leveraging LLMs' text understanding and generation capabilities. We compare these methods to make comparisons with our reasoning. We use GPT-3.5 to adopt the following methods.

- **P5** [6]: A text-to-text LLM optimized for explanation generation, which generates random spans extracted from an actual review. The target explanation is the first sentence of the review.
- **XRec** [19]: An LLM-based method for explanation, optimized to generate a concise summary of a user's actual review. Summary of a single review is provided as the target explanation.

**4.1.3 Evaluation Metrics.** We use different evaluation metrics for each target task. For rating prediction, we use Mean Absolute Error (MAE) and Root Mean Squared Error (RMSE). These metrics evaluate the accuracy of the predicted ratings against the actual

ratings, with MAE measuring the average magnitude of errors and RMSE giving more weight to larger errors due to its squared nature. On the other hand, for top- $k$  recommendation, we compare ranking performance using Recall and Normalized Discounted Cumulative Gain (NDCG). Recall measures the fraction of relevant items successfully retrieved in the top- $k$  recommendations, while NDCG accounts for the position of the relevant items, emphasizing higher-ranked items.

**4.1.4 Implementation Details.** We employ GPT-3.5 as a teacher LLM and Llama3-8B-Instruct as a student LLM. We use teacher LLM to construct training data for Exp3RT. User profile, item profile and average rating only utilizes the training dataset. All prompts used for constructing dataset are provided in the Appendix A. During training, we compute the loss only for label tokens within the prompt for each data. This approach is more efficient, as optimizing the entire input does not yield significant improvements. We conduct each experiment three times using different random seeds, and report the average values. The models are trained with the AdamW optimizer using a learning rate of  $2e-4$ , with a constant learning rate scheduler, and a weight decay of 0.0. The maximum epoch is set to 10, with early stopping based on evaluation loss and a patience of 1. Evaluation is performed after each epoch. The maximum token length is set to 1200. The model with the best validation performance is saved for test set evaluation. The QLoRA hyperparameters differ by dataset: for IMDB, we use  $\text{lora\_r}=512$ ,  $\text{lora\_alpha}=128$ , and  $\text{lora\_dropout}=0.1$ ; for Amazon-Book, we use  $\text{lora\_r}=128$ ,  $\text{lora\_alpha}=32$ , and  $\text{lora\_dropout}=0.1$ .

## 4.2 Rating Prediction Performance (RQ1)

To validate the effectiveness of Exp3RT in the rating prediction task, we evaluate Exp3RT and other methods on both datasets. Table 3 clearly demonstrates that Exp3RT outperforms all the other methods across two datasets, consistently achieving superior results in both datasets with varying density levels. Notably, even when compared to MF, which is known for its superior performance among CF-based models, Exp3RT demonstrates higher efficacy. When evaluated against LLM-based baselines, Exp3RT shows even more substantial performance improvements. This indicates that our model effectively leverages the reasoning capabilities of LLMs, achieving

**Table 4: Performance comparison of various LLM-based recommenders as candidate item rerankers for top- $k$  recommendation, Dataset: IMDB. The best and second-best results are highlighted in bold and underlined (\*:  $p$ -value < 0.05).**

| Generator | Reranker  | Recall@5       | NDCG@5         | Recall@10      | NDCG@10        | Recall@15      | NDCG@15        | Recall@20 | NDCG@20       |
|-----------|-----------|----------------|----------------|----------------|----------------|----------------|----------------|-----------|---------------|
| BPR-MF    | -         | 0.0296         | 0.0328         | 0.0468         | 0.0379         | 0.0659         | 0.0450         |           | 0.0516        |
|           | P5        | 0.0232         | 0.0229         | 0.0418         | 0.0306         | 0.0609         | 0.0383         |           | 0.0467        |
|           | TALLRec   | 0.0172         | 0.0192         | 0.0394         | 0.0282         | 0.0642         | 0.0379         | 0.0843    | 0.0448        |
|           | ZS-Ranker | <u>0.0392</u>  | <b>0.0435*</b> | <u>0.0592</u>  | <u>0.0482</u>  | <u>0.0711</u>  | <u>0.0530</u>  |           | <u>0.0568</u> |
|           | EXP3RT    | <b>0.0395</b>  | <u>0.0419</u>  | <b>0.0624*</b> | <b>0.0491*</b> | <b>0.0768*</b> | <b>0.0543*</b> |           | <b>0.0569</b> |
| LightGCN  | -         | 0.0401         | 0.0463         | 0.0693         | 0.0560         | <u>0.0972</u>  | 0.0664         |           | 0.0739        |
|           | P5        | 0.0362         | 0.0375         | 0.0578         | 0.0456         | 0.0872         | 0.0571         |           | 0.0682        |
|           | TALLRec   | 0.0274         | 0.0294         | 0.0583         | 0.0423         | 0.0890         | 0.0543         | 0.1169    | 0.0650        |
|           | ZS-Ranker | <u>0.0461</u>  | <u>0.0520</u>  | <u>0.0717</u>  | <u>0.0593</u>  | 0.0953         | <u>0.0685</u>  |           | <u>0.0765</u> |
|           | EXP3RT    | <b>0.0543*</b> | <b>0.0560*</b> | <b>0.0846*</b> | <b>0.0669*</b> | <b>0.1006*</b> | <b>0.0734*</b> |           | <b>0.0796</b> |

significant enhancements in rating prediction accuracy. The consistent outperformance of EXP3RT across various baselines underlines its robustness and efficiency in recommendation tasks, validating its design and underlying approach.

To further assess the robustness of EXP3RT in various recommendation scenarios, we have designed settings for *warm-start*, *cold-start*, and *unseen* user/item interactions.<sup>6</sup> We divide the testing set into warm-start and cold-start subsets: (1) The warm-start subset includes users who have interacted with items more than three times in the training set, (2) the cold-start subset comprises the remaining interactions, and (3) the unseen set consists of interactions from users who have not appeared in the training set. It is well known that review-based recommender systems are particularly beneficial for cold-start users, who often lack sufficient interaction data. Therefore, when demonstrating cold-start performance, it is advantageous to rely on robust reasoning based on reviews rather than on direct learning from sparse interactions, as this can significantly enhance the performance in cold-start scenarios.

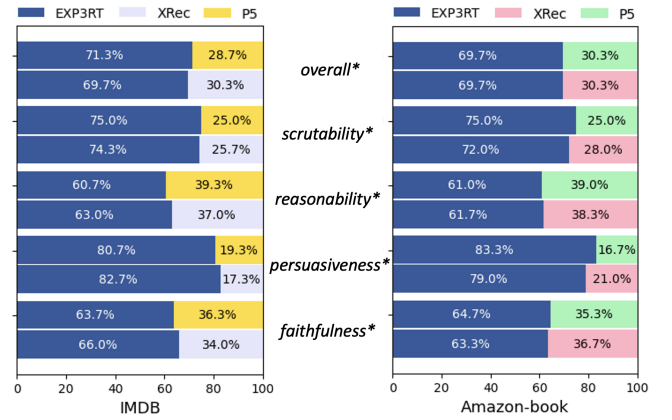
In Table 3, we observe performance enhancements in both warm-start and cold-start scenarios for EXP3RT. However, the performance gap between EXP3RT and the baselines is notably larger in the cold-start subset when compared to the original testing set. Furthermore, existing CF methods, which fall into a transductive approach, cannot predict the rating for unseen users and items, as they are not included in the training set. On the contrary, EXP3RT is able to make predictions as long as user (or item) reviews are available; it even performs much better than prompting-based LLM in the most cases, especially in cold-start scenarios.

### 4.3 Top- $k$ Recommendation Performance (RQ2)

To investigate the effectiveness of EXP3RT as a candidate item reranker within a multi-stage ranking pipeline, we evaluate the top- $k$  recommendation accuracy on the IMDB dataset.<sup>7</sup> To evaluate the model’s ability to rank highly preferred items at the top, we create a balanced subset of the IMDB dataset by selecting interactions with ratings of 6 or higher from the original dataset. Among these, items

<sup>6</sup>We focus on a sparse dataset (i.e., Amazon-Book) to identify cold-start users/items.

<sup>7</sup>The necessity of reranking top- $k$  candidate items, generated from a relevance-based recommender, becomes significant only for datasets having a balanced rating distribution, as the candidates need to be further aligned with users’ true preference. Thus, we do not use Amazon-Book having a skewed rating distribution (almost 5).



**Figure 3: Human evaluation on pairwise quality comparison of recommendation explanations, generated by EXP3RT and baselines (\*:  $p$ -value < 0.05).**

with ratings of 9 and 10 are clearly classified as highly preferred items and evenly split between the training and test sets. Through this process, the test set contains only the most highly preferred items. This setup allows us to test the reranker’s ability to accurately identify and prioritize the most preferred items.

We choose two popular CF-based top- $k$  recommender, BPR-MF [14] and LightGCN [8], as candidate item generators to retrieve top-20 items for each user in the dataset. As the rerankers, EXP3RT and other baseline methods rerank the retrieved candidate items based on the predicted scores or relevance.

Table 4 shows that EXP3RT considerably improves the recommendation accuracy by effectively reranking the candidate items. In case of other LLM-based reranker (i.e., P5, TALLRec, and ZS-Ranker), they sometime degrades the ranking accuracy compared to the case without the reranking process, whereas the reranking of EXP3RT consistently yields improvements. These findings show the superiority of EXP3RT in discriminating between highly preferred and less preferred items within a subtle environment.

**Table 5: Explanations for user AGIR2FRRAXR6C4J7MZT5C QENTIA and item B094NRQWQK (Magnus Maximus 29: The Last Romans) generated by LLM-based methods.**

|   |
|---|
| <b>P5:</b> Max surprised me.  |
| <b>XRec:</b> The user would enjoy the item because it provides surprising confrontations and engaging interactions, which can add excitement and unpredictability to their experience.  |
| <b>EXP3RT:</b> The user would definitely enjoy “Magnus Maximus 29: The Last Romans” as it offers an epic storyline with entertaining twists and impressive performances. <b>The well-portrayed characters and action-packed plot would captivate the user’s interest, and the cool twists in the story would keep user engaged.</b> Additionally, the increased stature of Max would likely appeal to the user’s preference for impressive character development. Overall, the book seems to align perfectly with the user’s love for killer stories and well-researched plots. |

#### 4.4 Explanation Quality (RQ3)

We also evaluate the quality of explanations generated by LLM-based methods with the human evaluation via Amazon Mechanical Turk (AMT). We randomly sample 100 examples from each dataset, and ask three human judges to compare the quality of explanations based on the five distinct criteria: *scrutability*, *reasonability*, *persuasiveness*, *faithfulness* and *overall*.<sup>8</sup> The detailed descriptions about the criteria are presented in the Appendix C.

In Figure 3, EXP3RT beats all other baselines by a large margin for all criteria. Particularly, the explanations from EXP3RT are considered to achieve remarkable *persuasiveness*, implying that step-by-step reasoning based on subjective information in user/item profiles and objective information in item description exhibits great explainability as well as enhances the rating prediction accuracy. In addition, qualitative comparison of the explanations generated by various LLM-based methods in Table 5 clearly supports that our textual reasoning provides more insightful and faithful explanations about the item. For instance, while P5 offers a brief and vague statement and XRec provides an abstract explanation, EXP3RT provides a rich, generalized narrative. This detailed elucidation captures a variety of aspects and gives reasonable rationale for personalized recommendation that align closely with the user’s preferences. This allows users to get a more thorough and convincing understanding of the explanations.

#### 4.5 Ablation Study (RQ4)

To demonstrate the flexibility of our framework, we explore various item profile construction strategies (Section 3.5.2) and examine how these different strategies impact the performance of EXP3RT. This flexibility allows us to customize the item profile based on specific criteria, such as helpfulness-based and neighbor-based selection. Table 6 provides detailed insights into these aspects. For example, while the helpfulness-based and neighbor-based strategies offer

**Table 6: Performance of EXP3RT for rating prediction with various item profile construction strategies (\*:  $p$ -value < 0.05).**

| Selection Strategy | IMDB           |                | Amazon-book    |                |
|--------------------|----------------|----------------|----------------|----------------|
|                    | RSME           | MAE            | RSME           | MAE            |
| All (Default)      | <b>1.9122*</b> | <u>1.4691</u>  | <b>0.6508*</b> | <b>0.4297*</b> |
| Helpfulness-based  | <u>1.9451</u>  | <b>1.4530*</b> | 0.9727         | 0.7058         |
| Neighbor-based     | 1.9812         | 1.4931         | <u>0.9555</u>  | <u>0.6876</u>  |

**Table 7: Effect of step-by-step reasoning (“R”) and bias (“B”) in rating prediction (\*:  $p$ -value < 0.05).**

| Methods                       | R | B | IMDB           |                | Amazon-book    |                |
|-------------------------------|---|---|----------------|----------------|----------------|----------------|
|                               |   |   | RMSE           | MAE            | RMSE           | MAE            |
| LLMRec<br>(GPT-3.5, ZS)       | ✓ | ✓ | 2.2088         | 1.6290         | 0.9100         | 0.7139         |
|                               | ✓ |   | 2.4221         | 1.7449         | 0.9291         | 0.7372         |
|                               |   | ✓ | 2.2023         | 1.6519         | 0.9193         | 0.6392         |
|                               |   |   | 2.4843         | 1.7559         | 0.8974         | 0.6356         |
| LLMRec<br>(GPT-3.5, FS)       | ✓ | ✓ | 2.1600         | 1.5913         | <u>0.7815</u>  | 0.4982         |
|                               | ✓ |   | 2.2254         | 1.6403         | 0.7872         | 0.4776         |
|                               |   | ✓ | 2.2243         | 1.6726         | 0.8051         | 0.5246         |
|                               |   |   | 2.2161         | 1.6223         | 0.7852         | <u>0.4562</u>  |
| GPT-3.5, ZS<br>(EXP3RT input) | ✓ | ✓ | 2.0688         | 1.6489         | 0.9038         | 0.6518         |
|                               | ✓ |   | 2.2785         | 1.8321         | 1.2453         | 1.0354         |
|                               |   | ✓ | <u>2.0021</u>  | <u>1.5789</u>  | 0.8888         | 0.5562         |
| EXP3RT                        | ✓ | ✓ | <b>1.9122*</b> | <b>1.4691*</b> | <b>0.6508*</b> | <b>0.4297*</b> |
|                               | ✓ |   | 2.1802         | 1.6848         | 0.8793         | 0.5598         |
|                               |   | ✓ | 2.0655         | 1.6919         | 0.9181         | 0.8006         |

useful alternatives for different recommendation tasks, they are slightly less effective compared to the default setting. The default setting, which utilizes all available reviews, proves to be the most effective. Therefore, we set the default setting to utilize all reviews, constructing the item profile in a comprehensive manner.

To demonstrate the effectiveness of incorporating user/item rating bias and textual reasoning into our model, we examine the impact of these components on the performance of EXP3RT in rating prediction tasks by ablating these technical components. Additionally, to assess the impact of incorporating bias and reasoning into the existing approach, we evaluate the effectiveness of zero-shot and few-shot prompting-based rating prediction with LLMRec (GPT-3.5). We analyze enhancements achieved by integrating (1) user/item rating bias, (2) textual reasoning for prediction, and (3) a combination of both approaches. In Table 7, it is obvious that both rating bias and textual reasoning are significantly helpful for reducing prediction errors. In addition, we provide same inputs as EXP3RT to GPT-3.5 as zero-shot, to show the effectiveness of knowledge distillation. Notably, our model, which is specifically fine-tuned on the target dataset through distillation, outperforms the prompting-based approach, highlighting the necessity of LLM fine-tuning for recommendation tasks.

<sup>8</sup>We adopt the evaluation perspectives commonly used in conversational recommendation systems in terms of verifying whether an explanation has sufficient explainability to the actual users [7].



## 5 Conclusion

This paper proposes EXP3RT, a novel LLM-based recommender for reasoning-enhanced rating prediction. EXP3RT is optimized via distillation of a powerful teacher LLM for various tasks, including preference extraction, profile construction, and textual reasoning for rating prediction. Our empirical evaluation on two datasets demonstrates that EXP3RT is effective in rating prediction itself, as well as a reranker within a multi-stage ranking pipeline for top-k recommendation. Furthermore, its textual reasoning can serve as faithful and reasonable explanations for recommendation, comprehensively capturing the subjective preference of users and items. This study is the first work to propose a direction for fully leveraging the reasoning capabilities of LLMs for recommendation, based on rich information and detailed reasoning processes.

## References

- [1] Keqin Bao, Jizhi Zhang, Yang Zhang, Wenjie Wang, Fuli Feng, and Xiangnan He. 2023. Tallrec: An effective and efficient tuning framework to align large language model with recommendation. In *Proceedings of the 17th ACM Conference on Recommender Systems*. 1007–1014.
- [2] Tom Brown, Benjamin Mann, Nick Ryder, Melanie Subbiah, Jared D Kaplan, Prafulla Dhariwal, Arvind Neelakantan, Pranav Shyam, Girish Sastry, Amanda Askell, et al. 2020. Language models are few-shot learners. *Advances in neural information processing systems* 33 (2020), 1877–1901.
- [3] Heng-Tze Cheng, Levent Koc, Jeremiah Harmsen, Tal Shaked, Tushar Chandra, Hrishith Aradhya, Glen Anderson, Greg Corrado, Wei Chai, Mustafa Ispir, et al. 2016. Wide & deep learning for recommender systems. In *Proceedings of the 1st workshop on deep learning for recommender systems*. 7–10.
- [4] Tim Dettmers, Artidoro Pagnoni, Ari Holtzman, and Luke Zettlemoyer. 2024. Qlora: Efficient finetuning of quantized llms. *Advances in Neural Information Processing Systems* 36 (2024).
- [5] Yunfan Gao, Tao Sheng, Youlin Xiang, Yun Xiong, Haofen Wang, and Jiawei Zhang. 2023. Chat-rec: Towards interactive and explainable llms-augmented recommender system. *arXiv preprint arXiv:2303.14524* (2023).
- [6] Shijie Geng, Shuchang Liu, Zuohui Fu, Yingqiang Ge, and Yongfeng Zhang. 2022. Recommendation as language processing (rlp): A unified pretrain, personalized prompt & predict paradigm (p5). In *Proceedings of the 16th ACM Conference on Recommender Systems*. 299–315.
- [7] Shuyi Guo, Shuo Zhang, Weiwei Sun, Pengjie Ren, Zhumin Chen, and Zhaochun Ren. 2023. Towards explainable conversational recommender systems. In *Proceedings of the 46th International ACM SIGIR Conference on Research and Development in Information Retrieval*. 2786–2795.
- [8] Xiangnan He, Kuan Deng, Xiang Wang, Yan Li, Yongdong Zhang, and Meng Wang. 2020. Lightgcn: Simplifying and powering graph convolution network for recommendation. In *Proceedings of the 43rd International ACM SIGIR conference on research and development in Information Retrieval*. 639–648.
- [9] Yupeng Hou, Jiacheng Li, Zhankui He, An Yan, Xiusi Chen, and Julian McAuley. 2024. Bridging Language and Items for Retrieval and Recommendation. *arXiv preprint arXiv:2403.03952* (2024).
- [10] Yupeng Hou, Junjie Zhang, Zihan Lin, Hongyu Lu, Ruobing Xie, Julian McAuley, and Wayne Xin Zhao. 2024. Large language models are zero-shot rankers for recommender systems. In *European Conference on Information Retrieval*. Springer, 364–381.
- [11] Jianchao Ji, Zelong Li, Shuyuan Xu, Wenyue Hua, Yingqiang Ge, Juntao Tan, and Yongfeng Zhang. 2024. Genrec: Large language model for generative recommendation. In *European Conference on Information Retrieval*. Springer, 494–502.
- [12] Minjin Kim, Minju Kim, Hana Kim, Beong-woo Kwak, Soyeon Chun, Hyunseo Kim, Seongku Kang, Youngjae Yu, Jinyoung Yeo, and Dongha Lee. 2024. Pearl: A Review-driven Persona-Knowledge Grounded Conversational Recommendation Dataset. *arXiv preprint arXiv:2403.04460* (2024).
- [13] Takeshi Kojima, Shixiang Shane Gu, Machel Reid, Yutaka Matsuo, and Yusuke Iwasawa. 2022. Large language models are zero-shot reasoners. *Advances in neural information processing systems* 35 (2022), 22199–22213.
- [14] Yehuda Koren, Robert Bell, and Chris Volinsky. 2009. Matrix factorization techniques for recommender systems. *Computer* 42, 8 (2009), 30–37.
- [15] Lei Li, Yongfeng Zhang, and Li Chen. 2023. Personalized prompt learning for explainable recommendation. *ACM Transactions on Information Systems* 41, 4 (2023), 1–26.
- [16] Haifeng Liu, Zheng Hu, Ahmad Mian, Hui Tian, and Xuzhen Zhu. 2014. A new user similarity model to improve the accuracy of collaborative filtering. *Knowledge-based systems* 56 (2014), 156–166.
- [17] Junling Liu, Chao Liu, Peilin Zhou, Renjie Lv, Kang Zhou, and Yan Zhang. 2023. Is chatgpt a good recommender? a preliminary study. *arXiv preprint arXiv:2304.10149* (2023).
- [18] Junling Liu, Chao Liu, Peilin Zhou, Qichen Ye, Dading Chong, Kang Zhou, Yueqi Xie, Yuwei Cao, Shoujin Wang, Chenyu You, et al. 2023. Llmrec: Benchmarking large language models on recommendation task. *arXiv preprint arXiv:2308.12241* (2023).
- [19] Qiyao Ma, Xubin Ren, and Chao Huang. 2024. XRec: Large Language Models for Explainable Recommendation. *arXiv preprint arXiv:2406.02377* (2024).
- [20] Long Ouyang, Jeffrey Wu, Xu Jiang, Diogo Almeida, Carroll Wainwright, Pamela Mishkin, Chong Zhang, Sandhini Agarwal, Katarina Slama, Alex Ray, et al. 2022. Training language models to follow instructions with human feedback. *Advances in neural information processing systems* 35 (2022), 27730–27744.
- [21] Jie Shuai, Kun Zhang, Le Wu, Peijie Sun, Richang Hong, Meng Wang, and Yong Li. 2022. A review-aware graph contrastive learning framework for recommendation. In *Proceedings of the 45th international ACM SIGIR conference on research and development in information retrieval*. 1283–1293.
- [22] Rohan Taori, Ishaan Gulrajani, Tianyi Zhang, Yann Dubois, Xuechen Li, Carlos Guestrin, Percy Liang, and Tatsunori B Hashimoto. 2023. Stanford alpaca: An instruction-following llama model.
- [23] Hugo Touvron, Thibaut Lavril, Gautier Izacard, Xavier Martinet, Marie-Anne Lachaux, Timothée Lacroix, Baptiste Rozière, Naman Goyal, Eric Hambro, Faisal Azhar, et al. 2023. Llama: Open and efficient foundation language models. *arXiv preprint arXiv:2302.13971* (2023).
- [24] Jason Wei, Xuezhi Wang, Dale Schuurmans, Maarten Bosma, Fei Xia, Ed Chi, Quoc V Le, Denny Zhou, et al. 2022. Chain-of-thought prompting elicits reasoning in large language models. *Advances in neural information processing systems* 35 (2022), 24824–24837.
- [25] Likang Wu, Zhi Zheng, Zhaopeng Qiu, Hao Wang, Hongchao Gu, Tingjia Shen, Chuan Qin, Chen Zhu, Hengshu Zhu, Qi Liu, et al. 2023. A survey on large language models for recommendation. *arXiv preprint arXiv:2305.19860* (2023).
- [26] Zhenrui Yue, Sara Rabhi, Gabriel de Souza Pereira Moreira, Dong Wang, and Even Oldridge. 2023. LlamaRec: Two-stage recommendation using large language models for ranking. *arXiv preprint arXiv:2311.02089* (2023).
- [27] Yang Zhang, Fuli Feng, Jizhi Zhang, Keqin Bao, Qifan Wang, and Xiangnan He. 2023. Collm: Integrating collaborative embeddings into large language models for recommendation. *arXiv preprint arXiv:2310.19488* (2023).

## A Prompts

Applying [12], the prompts used for each step are as follows:

- **Step 1: Preference Extraction and Encapsulation** In this step, the prompt instructs the model to extract key preferences from raw reviews and encapsulate them into structured sets. The prompts can be found in Table 8.
- **Step 2: User and Item Profile Construction** This step involves a prompt that directs the model to aggregate and summarize the extracted preferences to build comprehensive user and item profiles. The prompts for user profiles can be found in Table 9 and the prompts for item profiles can be found in Table 10.
- **Step 3: Rating Prediction through Textual Reasoning** In the final step, the prompt guides the model to generate a textual reasoning process that predicts the user's rating based on the generated profiles and additional item descriptions. The prompts for generating reasoning with the teacher LLM can be found in Table 11, and the prompts used for our model's training and inference can be found in Table 12.

## B User Simialrity Calculation

To calculate the user-user cosine similarity, the following steps were followed:

- (1) **Data Loading and Preprocessing:** The user-item rating data was loaded from a train dataset, organized into a user-item rating matrix  $R$ , where  $R_{ui}$  represents the rating of user  $u$  for item  $i$ .

**Table 8: The prompt for extracting preference descriptions from raw reviews.****Prompt: Preference Extraction**

Given a review written by a user, list about the “preference” the user liked and disliked about the item, under *[Like]* and *[Dislike]* in bullet points, respectively. If there is nothing to mention about like/dislike, simply write “None.” under the corresponding tag. DO NOT write any content that is not revealed in the review.

###Output Format:

*[Like]*

- Encapsulate the “preference” user liked about the item in bullet points.

*[Dislike]*

- Encapsulate the “preference” user disliked about the item in bullet points.

Here is the review written by the user: {review}

**Table 9: The prompt for constructing a user profile based on the user’s preference descriptions.****Prompt: User Profile Construction**

These are the user’s preferences about items: {preferences}

Based on this preferences, point out the personality of the user under *[Like]* and *[Dislike]* in bullet point, respectively. If there is nothing to mention about like/dislike, simply write “None.” under the corresponding tag. List only about the preferences. DO NOT mention “Based on ~”.

### Output Format:

*[Like]*

- Summarize the “preferences” of the user in bullet points.

*[Dislike]*

- Summarize the “preferences” of the user in bullet points.

Each personalities should be about 5.

**Table 10: The prompt for constructing an item profile based on the item’s preference descriptions.****Prompt: Item Profile Construction**

These are users’ preferences about the item : {preferences}

Based on this preferences, point out the “preference” people liked and disliked about the item under *[Like]* and *[Dislike]* in bullet point, respectively. If there is nothing to mention about like/dislike, simply write “None.” under the corresponding tag. List only about the preferences. DO NOT mention “People” or “They”.

### Output Format:

*[Like]*

- Summarize the “preference” people liked about the item in bullet points.

*[Dislike]*

- Summarize the “preference” people disliked about the item in bullet points.

Make sure each preferences are in a completed form. Generate less then 150 tokens.

(2) **User-Item Rating Matrix Construction:** The matrix  $R$  was constructed as:

$$R_{ui} = \text{rating of user } u \text{ for item } i$$

Missing ratings were set to 0.

(3) **Mean-Centering the Ratings:** The ratings were normalized by subtracting the user’s mean rating:

$$R'_{ui} = R_{ui} - \mu_u$$

where  $\mu_u$  is the mean rating of user  $u$ .

**Table 11: The prompt for generating step-by-step reasoning on rating prediction.****Prompt: Step-by-step Reasoning Generation**

You are a recommender who provides a reason for whether or not to recommend a specific item to the user. You will be given a <User Rating>, <User Profile>, <Item Description>, and an <Item Profile>. Based on this features, create a explanation of whether or not to recommend it. Only make a recommendation in case of <User Rating> of “3” or higher.

Let’s think step by step.

1. Think about the user’s preference based on <User Profile>.
2. Connect the user profile with item description and item profile, in which specific point the user will like/dislike this item.
3. Create explanation of recommendation based on the given information.

Follow the instructions :

- Rationale should contain only about “the reason” why user would like/dislike this item.
- Assume that the user have never seen the item.
- <User Profile> SHOULD NOT BE directly revealed in the explanation.
- You must not mention that you have refer to the given information.
- Do not just list the preferences, and make sure your explanation have causality.
- Rationale should be able to convince users.
- It should include a description of how it will suit the user’s taste or how it will not suit the user’s taste.
- Generate about 5 sentences.
- Mention the user as “the user”. DO NOT mention you as “I”
- You are recommending to one user. DO NOT mention the user as “they”.
- DO NOT start with “Based on ”.
- \*\* DO NOT start with “I would ”.

Here is the rating of item by the user:

<User Rating>  
{user rating}

Here are some information about user’s preferences:

<User Profile>  
{user profile}

Some features of the item you should know:

<Item Description>  
{item description}

<Item Profile>  
{item profile}

- (4) **Adjusted Cosine Similarity Calculation:** The similarity between users  $u$  and  $v$  was calculated using the adjusted cosine similarity:

$$\text{sim}(u, v) = \frac{\sum_{i \in I_{uv}} (R'_{ui} \cdot R'_{vi})}{\sqrt{\sum_{i \in I_{uv}} (R'_{ui})^2} \cdot \sqrt{\sum_{i \in I_{uv}} (R'_{vi})^2}}$$

where  $I_{uv}$  is the set of items rated by both users.

- (5) **Similarity Matrix Construction:** The similarities were stored in a matrix  $S$ , where each entry  $S_{uv}$  represents the similarity between user  $u$  and user  $v$ .
- (6) **Identifying Top Similar Users:** For each interaction in the test set, the top 3 most similar users who have interacted with the same item in the training set were identified based on the similarity matrix  $S$ .

- (7) **Preference Set and Item Profile Construction:** The reviews from the identified top 3 users were encapsulated to form a preference set, which was then used to construct the item profile for the given interaction.

## C Human Evaluation

We evaluate the quality of the generated explanations by outsourcing a human evaluation, comparing the outputs of Exp3RT with those from other baseline models using Amazon Mechanical Turk (AMT). We ask three human judges to compare the quality of explanation based on the following three criteria:

- **Persuasiveness:** Which explanation is more persuasive in convincing the user to accept the recommendation?

**Table 12: The prompt for Personalized Preference Reasoning-based Rating Prediction in IMDB dataset. For Amazon-Book dataset, we use same prompt with different rating scale.**

---

**Prompt: Training Prompt for Rating Prediction.**

---

**INPUT:**

&lt;|SYSTEM|&gt;

You are a helpful AI assistant for item recommendation.

Based on the user's preferences and item characteristics provided, generate a recommendation reasoning and predict the user's rating. You must always generate a response in the following format whenever the user provides information:

Reasoning: [Provide a detailed, single-paragraph reasoning for your prediction, addressing at least three specific points of alignment or misalignment between the user's preferences and the item's characteristics.]

Predicted User Rating: [Predict the user's rating as an integer from 0 to 9: 0, 1, 2, 3, 4, 5, 6, 7, 8, 9. 0 indicates the user would strongly dislike the item, while 9 indicates the user would highly enjoy and recommend it. Consider the average ratings provided for the user and the item in your prediction.]

Note: Do not simply repeat the input text. Generate a new reasoning and rating prediction based on the input provided.

&lt;|USER|&gt;

I need a recommendation for this item. Here's the information:

User Preferences:

&lt;User Profile&gt;

{user profile}

Item Characteristics:

&lt;Item Description&gt;

{item description}

&lt;Item Profile&gt;

{item profile}

Based on this information, please provide a detailed reasoning for your recommendation and predict a rating for this item. Follow the format specified in the system instructions.

**TARGET:**

&lt;|ASSISTANT|&gt;

Reasoning: {reasoning}

Predicted User Rating: {rating}

- **Reasonability:** Which explanation is more logical and reasonable?
- **Scrutability:** Which explanation better helps the user understand their preferences for the item?
- **Faithfulness:** Which explanation more accurately reflects the actual content, features, or attributes of the item being recommended?

- **Overall:** Which explanation has a higher overall quality as a recommendation explanation?

**D Case Study**

Table 13 present explanation generated for user /user/ur18123905/ and item 2084970 : The Imitation Game (2014) generated by Exp3RT.

Received 20 February 2007; revised 12 March 2009; accepted 5 June 2009

**Table 13: Explanations generated by LLM-based models**

|   |
|---|
| <b>UserID:</b> /user/ur18123905/, <b>ItemID:</b> 2084970  |
| <b>Item Title:</b> The Imitation Game (2014)<br><b>Item Genres:</b> Biography, Drama, Thriller, War<br><b>Item Directors:</b> Morten Tyldum<br><b>Item Cast:</b> Benedict Cumberbatch, Keira Knightley, Matthew Goode<br><b>Item Plot:</b> It is based on the real life story of legendary cryptanalyst Alan Turing. The film portrays the nail-biting race against time by Turing and his brilliant team of code-breakers at Britain's top-secret Government Code and Cypher School at Bletchley Park, during the darkest days of World War II.  |
| <b>User Profile</b> (by EXP3RT):<br><i>[Like]</i> <ul style="list-style-type: none"> <li>- Appreciates visually stunning cinematography</li> <li>- Enjoys strong and memorable storytelling</li> <li>- Values chemistry and relationships between characters</li> <li>- Enjoys thought-provoking and intense films</li> <li>- Appreciates fresh and unique concepts</li> </ul> <i>[Dislike]</i> <ul style="list-style-type: none"> <li>- Dislikes predictability and cliches in movies</li> <li>- Prefers relatable and likable protagonists</li> <li>- Dislikes forced or unnatural dialogue</li> <li>- Dislikes prolonged or unnecessary scenes</li> <li>- Dislikes lack of focus or transparency in storytelling</li> </ul>  |
| <b>Item Profile</b> (by EXP3RT):<br><i>[Like]</i> <ul style="list-style-type: none"> <li>- Benedict Cumberbatch's performance was frequently highlighted as exceptional.</li> <li>- The portrayal and exploration of Alan Turing's personal and professional life.</li> <li>- Historical significance and educational value regarding Turing's contributions during WWII.</li> <li>- High-quality acting from the supporting cast, including Keira Knightley and Matthew Goode.</li> <li>- Well-crafted storytelling and direction, emphasizing the dramatic and emotional aspects of Turing's story.</li> </ul> <i>[Dislike]</i> <ul style="list-style-type: none"> <li>- Excessive focus on Turing's personal life at the expense of other story elements.</li> <li>- Some viewers criticized the film for taking liberties with historical facts.</li> <li>- Use of flashbacks and non-linear storytelling was not appreciated by all.</li> <li>- Perceived as playing it too safe or vague in dealing with sensitive historical issues.</li> <li>- Criticisms of other technical aspects like editing, soundtrack, and some supporting performances.</li> </ul> |
| <b>Generated Explanations</b>   |
| <b>P5:</b> The secrets behind the true victors of World War II were only divulged not too long ago (interestingly enough, it's hard to come by the exact date of the reveal).   |
| <b>XRec:</b> You would enjoy "The Imitation Game" because it celebrates the genius of Alan Turing without sentimentally concluding that there's a genius in everyone. The film's execution, integrity in character portrayal, and the dynamic between the characters make it a compelling and emotionally impactful watch.  |
| <b>EXP3RT:</b> The user would likely enjoy "The Imitation Game" as it offers visually stunning cinematography and a strong, memorable storytelling. The film delves into the personal and professional life of Alan Turing, providing a thought-provoking and intense narrative. The chemistry and relationships between characters, particularly Benedict Cumberbatch's exceptional performance, would be appreciated by the user. Additionally, the historical significance and educational value regarding Turing's contributions during WWII align with the user's preference for fresh and unique concepts. However, the excessive focus on Turing's personal life and the film's perceived vagueness in dealing with sensitive historical issues may be points of contention for the user. Nonetheless, the overall quality of acting and well-crafted storytelling would likely make "The Imitation Game" a recommended watch for the user.  |