

Graph Clustering with Cross-View Feature Propagation

Zhixuan Duan¹, Zuo Wang¹ and Fanghui Bi¹

Abstract

Graph clustering is a fundamental and challenging learning task, which is conventionally approached by grouping similar vertices based on edge structure and feature similarity. In contrast to previous methods, in this paper, we investigate how multi-view feature propagation can influence cluster discovery in graph data. To this end, we present Graph Clustering With Cross-View Feature Propagation (GCCFP), a novel method that leverages multi-view feature propagation to enhance cluster identification in graph data. GCCFP employs a unified objective function that utilizes graph topology and multi-view vertex features to determine vertex cluster membership, regularized by a module that supports key latent feature propagation. We derive an iterative algorithm to optimize this function, prove model convergence within a finite number of iterations, and analyze its computational complexity. Our experiments on various real-world graphs demonstrate the superior clustering performance of GCCFP compared to well-established methods, manifesting its effectiveness across different scenarios.

I. INTRODUCTION

The complex system containing interactive components can generally be modeled as a graph, wherein vertices and edges represent components (data samples) and component-component relationships. Real-world graph data representing complex systems are ubiquitous. Cited documents, such as online documents and scientific articles, can be represented as a document graph describing the intricate citations between documents. In contrast to factitiously generated graphs, real-world ones always carry latent structures indicating the cohesiveness of vertices, which may provide convenience to further analytical tasks. Aiming to uncover the latent groups of cohesive vertices, cluster analysis in graph-structured data has been a fundamental and challenging task of data mining and machine learning[1].

Despite a challenging problem, graph clustering urgently needs solving as it is directly related to several real-world analytical tasks of great importance, such as document classification [2], biological module identification [3], social community detection [4], and link analysis[5], [6], [7]. Several methods have been proposed to tackle the graph clustering problem effectively. These approaches can be categorized based on the data type for cluster analysis.

Some approaches can uncover graph clusters by leveraging topological information. Representatives such as Fast unfolding [8] and the Clauset-Newman-Moore algorithm [9] use edge structure to maximize modularity, which quantifies the density difference between purposeful and random vertex groups. Model-based approaches, such as Community through directed affiliations (CoDA) [10], [11], and Probabilistic stochastic block models (SBMs) [12], [13], [14], also can reveal graph clusters from edge structure. Other typical approaches, including Normalized cut (NCut) [15] and Homophily preserving community detection (HPNMF) [16], [17], and matrix factorization [18], [19], [20], [21], [22], [23], [24], [25] can uncover graph clusters using edge weights[26], which indicate the local topological similarity between connected vertices.

In contrast to uncovering graph clusters solely utilizing topological information [27], many recent approaches to graph clustering can perform the task by considering graph topology and some supplementary information[28], [29], [30], [31], e.g., vertex features. To differentiate from those graphs solely constituting topological information, attributed graph (AG) [32] is proposed to make use of graph topology and vertex features to characterize vertices. In an AG, those groups containing vertices sharing high edge density and similar features are engrossing.

Cluster analysis in attributed graphs (AGs) can generally be achieved using two methodologies. The first involves in constructing a weighted graph, where edge weights quantify similarity or correlation regarding graph topology and features between vertices. Clusters in the weighted graph can then be discovered by commonly used clustering approaches, such as spectral [33], [34], [35], [36], [37] and fuzzy clustering [34], [38], [39], [40], [41].

The second and more prevalent methodology attempts to build a learning model to learn the latent space shared by vertex features and graph topology, representing the cluster assignment of each vertex. A number of sophisticated machine learning methods have been utilized for this, such as Relational topic models [42], [43] and matrix factorizations [44], [45], [20], [46], [47], [48], [49], [50], [51]. Additionally, graph multi-view clustering [52], [53], [54], and Co-regularized multi-view spectral clustering [55] are effective spectral-based approaches to discovering clusters in AGs[56], [57], [58], [59], [60]. More recently, various graph neural networks [61], [62], [63], [64], [65], [66], [67], [68], especially graph auto-encoders [69], [70], have been proposed to perform graph clustering tasks by projecting node features into the low-dimensional latent space[71], [72], [72], [73], [74], [75].

In the Internet era, relational data collected from multiple sources are readily available [76], [77], [78], [79]. For example, in a social graph (Fig. 1) containing social players (vertices) connected by social ties (edges), additional data such as tags and comments can provide multiple views on vertex features. These features often propagate among similar social players within social clusters, potentially influencing online behaviors like group formation. Given this, it is beneficial to extend

¹Zhixuan Duan, Zuo Wang, and Fanghui Bi are with the College of Computer and Information Science, Southwest University, Chongqing 400715, China (Email: {qqww123456, wz20011013}@email.swu.edu.cn, bifanghui@cigit.ac.cn).

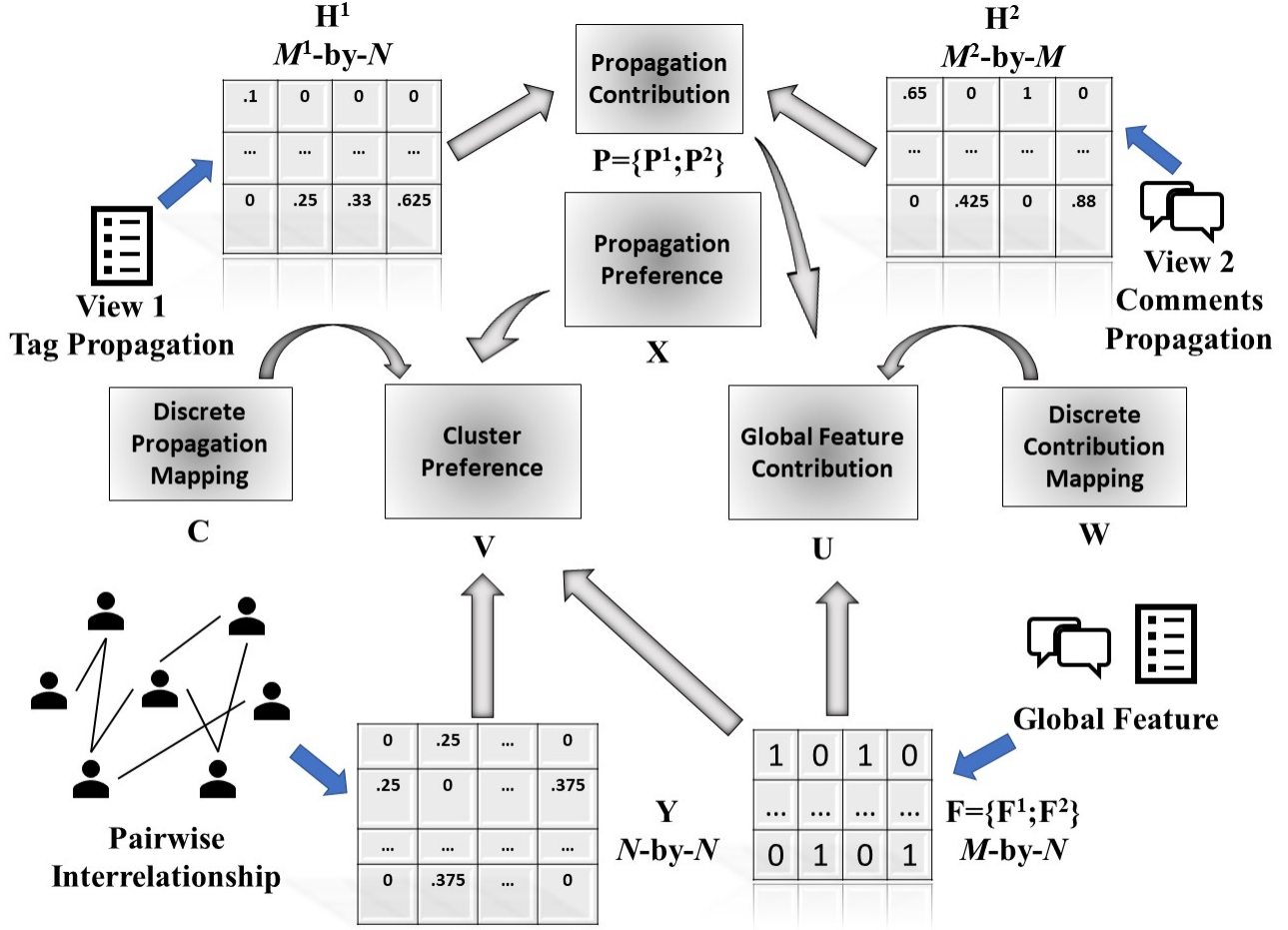


Fig. 1. Overall idea of the proposed Graph Clustering With Cross-View Feature Propagation (GCCFP).

traditional attribute graphs (AGs) to Cross-view feature propagation graphs (CVFPGs), incorporating both edge structures and global vertex features concatenated from multi-view features. Performing clustering tasks in CVFPG can influence the cluster membership by multi-view feature propagation and infer latent cluster descriptions based on these integrated features[80], [81], [82].

Although the data are widely available, there is a deficiency in effective approaches that consider edge structure, vertex features, and multi-view feature propagation to jointly impact the cluster membership of each vertex[83], [84], [85]. Moreover, what role multi-view vertex features may play in graph clustering is yet under-explored. Most existing approaches to graph clustering perform the task by grouping vertices sharing the high similarity of local edge structure and global features, but overlook the potential impact of multi-view feature propagation on the learning of cluster membership for each vertex. Therefore, it would be greatly beneficial if AG could be appropriately extended to CVFPG, facilitating the investigation of multi-view feature propagation in graph clustering.

To this end, we propose Graph Clustering With Cross-View Feature Propagation (GCCFP), a novel model to solve the mentioned clustering problem in the multi-view feature propagation graph. GCCFP leverages graph topology and multi-view vertex features to determine vertex cluster membership, which is simultaneously regularized by a module that supports key latent feature propagation. The proposed GCCFP have been tested on various real-world graphs and compared with well established methods. The results obtained can demonstrate its superior clustering performance, manifesting its effectiveness across various real-world scenarios.

II. PIVOTAL GRAPH CLUSTERING WITH CROSS-VIEW FEATURE PROPAGATION

In this section, we introduce the details of the proposed GCCFP, starting with the mathematical notations and preliminaries. We then elaborate on the essential modules constituting GCCFP, including interrelationship modeling and multi-view

propagation preserving feature clustering. With these building blocks, we establish the unified objective function for GCCFP and develop an iterative algorithm for optimizing the unified objective function.

A. Notations

In this paper, we assume that a graph comprises N vertices and $|E|$ edges. Additionally, there are D views of vertex features, each view contains M^i features and $\sum_{i=1}^D M^i = M$. To describe such a graph, we use $\mathbf{Y} \in \{0, 1\}^{N \times N}$ and $\mathbf{F} = [\mathbf{F}^1; \dots; \mathbf{F}^D] \in \{0, 1\}^{M \times N}$ to represent the vertex adjacency and multi-view vertex features. Additionally, the non-negative matrix $\mathbf{H}^i \in \mathbb{R}^{+M^i \times N}$ represents the feature propagation in view i . GCCFP uses the latent spaces $\mathbf{V} \in N \times K$ and $\mathbf{U} \in M \times K$ to represent the cluster membership of each vertex and the global cluster contribution of each feature, respectively. In addition, GCCFP uses the latent space $\mathbf{X} \in N \times S$ and the latent space $\mathbf{P}^i \in M^i \times S$ to respectively represent the shared vertex-propagation preference and view-wise feature-propagation contribution. The $S \times K$ latent spaces \mathbf{C} and \mathbf{W} are utilized by GCCFP to regularize the learning of \mathbf{V} and \mathbf{U} to capture the pivotal information on the latent feature propagation. \mathbf{Y}_{ij} denotes the (i, j) -th element in matrix \mathbf{Y} . $\text{tr}(\cdot)$ and $\|\cdot\|_F$ respectively denote the trace operation and the Frobenius norm.

B. Structural propagation modeling

Modeling graph structure is crucial for cluster analysis in graph data, as it is always seen as the cornerstone of the graph. The conventional modeling of graph structure can be achieved by assuming the edges in the graph are generated by the cluster membership represented as the latent space. However, such a modeling method is vulnerable to noisy edges, i.e., ones connecting vertices possessing diverse local structures. To improve the robustness of the original graph data, we propose the following re-weighting method that is inspired by diffusion theory [86]:

$$\mathbf{D}_{ij} = \begin{cases} \frac{(d_i + d_j)[\mathbf{Y}^T \mathbf{Y} + \mathbf{Y}]_{ij}}{2d_i d_j} & \text{if } \mathbf{Y}_{ij} = 1, \\ 0 & \text{otherwise,} \end{cases} \quad d_i = \sum_j \mathbf{Y}_{ij}. \quad (1)$$

In cases where two vertices establish a connection, \mathbf{D}_{ij} reveals the probabilities of the bi-directional transfer of the shared structure from one vertex to the other. We can then use \mathbf{D} obtained by Eq. (1) to re-weight the edges in the graph, that is $\mathbf{Y}_{ij} = \mathbf{D}_{ij} \cdot \mathbf{Y}_{ij}$. The structural propagation of the edges in the graph is therefore integrated into the newly constructed \mathbf{Y} .

In this paper, we assume that the structural propagation between pairwise vertices is reconstructed by the product of \mathbf{V} and \mathbf{V}^T . In other words, $\mathbf{Y}_{ij} = [\mathbf{V}\mathbf{V}^T]_{ij} + \gamma_{ij}$, and γ_{ij} represents error. Thus, the modeling of structural propagation adopted by DMVFPPGC is formulated to minimize the following cost function:

$$O_1 = \|\mathbf{Y} - \mathbf{V}\mathbf{V}^T\|_F^2. \quad (2)$$

By minimizing O_1 in Eq. (2), learning the cluster membership of each vertex in the graph is influenced by the structural propagation carried by \mathbf{Y} .

C. Clustering with cross-view feature propagation

The propagation of corss-view vertex features may have a view-wise effect on the modeling of graph structure and global features. To effectively capture such latent effect, for each view of vertex features, GCCFP firstly constructs a matrix representing the propagation of each feature associated with each vertex. Then, GCCFP tries to learn \mathbf{X} and \mathbf{P}^i , which represent vertex-propagation preference and feature-propagation contribution, respectively. Utilizing \mathbf{X} and \mathbf{P}^i , GCCFP may embed the learning of cluster membership and feature-cluster contribution (\mathbf{V} and \mathbf{U}) with the latent information on view-wise feature propagation.

1) *Identifying view-wise feature propagation:* As mentioned above, \mathbf{D} indicates the structural propagation between connecting vertices. Given that, we may obtain the view-wise feature propagation as follows:

$$\mathbf{H}^i = \mathbf{F}^i \mathbf{D}. \quad (3)$$

Given Eq. (3), we know that $\mathbf{H}_{jk}^i = \sum_l \mathbf{F}_{jl}^i \mathbf{D}_{lk}$. In other words, \mathbf{H}_{jk}^i equals the frequency of feature j in view i weighted by the propagation of vertex k . Thus, it quantifies the propagation of feature j caused by vertex k .

2) *Propagation cross-view feature modeling:* Given \mathbf{H}^i , we assume that it is reconstructed by the product of \mathbf{X}^T and \mathbf{P}^i , i.e., $\mathbf{H}_{jk}^i = [\mathbf{P}^i \mathbf{X}^T]_{jk} + \sigma_{jk}^i$, where σ_{jk}^i represents the error term. And we assume that the global feature \mathbf{F} is reconstructed by the product of \mathbf{V}^T and \mathbf{U} , i.e., $\mathbf{F}_{jk} = [\mathbf{U}\mathbf{V}^T]_{jk} + \phi_{jk}$, where ϕ_{jk} represents the error term. Introducing the discrete matrices \mathbf{C} and \mathbf{W} , we may formulate the problem of corss-view propagation preserving feature clustering as the minimization of the following cost function:

$$\begin{aligned} O_2 = & \sum_i \|\mathbf{H}^i - \mathbf{P}^i \mathbf{X}^T\|_F^2 + \|\mathbf{X}\mathbf{C} - \mathbf{V}\|_F^2 \\ & + \|\mathbf{P}\mathbf{W} - \mathbf{U}\|_F^2 + \|\mathbf{F} - \mathbf{U}\mathbf{V}^T\|_F^2, \\ & \text{subject to } \mathbf{P} = [\mathbf{P}^1; \dots; \mathbf{P}^D], \mathbf{W}\mathbf{W}^T = \mathbf{I}, \mathbf{C}\mathbf{C}^T = \mathbf{I}. \end{aligned} \quad (4)$$

Through minimizing the above cost function, GCCFP can obtain the optimal cluster membership \mathbf{V} and global feature-cluster contributions \mathbf{U} . Different from previous approaches, \mathbf{V} and \mathbf{U} are influenced by the pivotal latent information inferred from corss-view feature propagation.

D. Objective function

Integrating O_1 and O_2 with hyper-parameters and constraints, GCCFP formulates the graph clustering problem as the following optimization problem with unified objective function O :

$$\begin{aligned}
& \text{minimize} \\
& O = \|\mathbf{F} - \mathbf{U}\mathbf{V}^T\|_F^2 + \sum_i \|\mathbf{H}^i - \mathbf{P}^i \mathbf{X}^T\|_F^2 \\
& \quad + \|\mathbf{P}\mathbf{W} - \mathbf{U}\|_F^2 + \alpha \|\mathbf{Y} - \mathbf{V}\mathbf{V}^T\|_F^2 + \lambda \|\mathbf{X}\mathbf{C} - \mathbf{V}\|_F^2, \\
& \text{subject to } \mathbf{V} \geq 0, \mathbf{U} \geq 0, \mathbf{P}^i \geq 0, \mathbf{X} \geq 0, \mathbf{C} \geq 0, \mathbf{W} \geq 0, \\
& \mathbf{W}\mathbf{W}^T = \mathbf{I}, \mathbf{C}\mathbf{C}^T = \mathbf{I},
\end{aligned} \tag{5}$$

where α and λ are hyper-parameters for balancing the relative significance of global feature and structural propagation modeling and regularizing multi-view latent propagation in the learning process. By minimizing O , GCCFP can infer the optimal cluster membership (\mathbf{V}) from graph topology and global vertex features. Simultaneously, the learning of \mathbf{V} is influenced by the pivotal latent propagation of multi-view vertex features.

E. Model fitting

The unified objective function (Eq. (5)) proposed in this paper is generally non-convex. However, it is convex regarding \mathbf{V} , \mathbf{U} , \mathbf{X} , \mathbf{P}^i , \mathbf{W} , or \mathbf{C} when other ones are fixed. Therefore, the model variables in each latent space can be optimized when ones in other latent spaces are fixed. We derive the following iterative strategy that updates the latent variables to guide O to converge.

1) *Optimizing \mathbf{V}* : Denoting η_{jk} as the Lagrange multiplier for $\mathbf{V}_{jk} \geq 0$, we may construct the Lagrange function of \mathbf{V} :

$$L(\mathbf{V}, \eta) = O - \text{tr}(\eta^T \mathbf{V}). \tag{6}$$

According to the KKT conditions, we can derive the following equation system for obtaining the updating rule of \mathbf{V} :

$$\begin{aligned}
\frac{\partial L}{\partial \mathbf{V}_{jk}} &= 4\alpha[\mathbf{V}\mathbf{V}^T \mathbf{V}]_{jk} - 4\alpha[\mathbf{Y}\mathbf{V}]_{jk} + 2\lambda \mathbf{V}_{jk} \\
&+ 2[\mathbf{V}\mathbf{U}^T \mathbf{U}]_{jk} - 2[\mathbf{F}^T \mathbf{U}]_{jk} - 2\lambda[\mathbf{X}\mathbf{C}]_{jk} - \eta_{jk} = 0, \\
\eta_{jk} \cdot \mathbf{V}_{jk} &= 0, \eta_{jk} \geq 0, \mathbf{V}_{jk} \geq 0.
\end{aligned} \tag{7}$$

The updating rule for \mathbf{V} can be derived by solving Eq. (7):

$$\begin{aligned}
\mathbf{V}_{jk} &\leftarrow \mathbf{V}_{jk} \cdot \frac{\sqrt{\Delta_{jk}} - [\mathbf{V}\mathbf{U}^T \mathbf{U} + \lambda \mathbf{V}]_{jk}}{\sqrt{4\alpha[\mathbf{V}\mathbf{V}^T \mathbf{V}]_{jk}}}, \\
\Delta_{jk} &= [\mathbf{V}\mathbf{U}^T \mathbf{U} + \lambda \mathbf{V}]_{jk}^2 \\
&+ [8\alpha \mathbf{V}\mathbf{V}^T \mathbf{V}]_{jk} [2\alpha \mathbf{Y}\mathbf{V} + \mathbf{F}^T \mathbf{U} + \lambda \mathbf{X}\mathbf{C}]_{jk}.
\end{aligned} \tag{8}$$

2) *Optimizing \mathbf{U} , \mathbf{P}^i , and \mathbf{X}* : Similarly, we may derive the updating rules for \mathbf{U} , \mathbf{P}^i , and \mathbf{X} . Here, we directly present the corresponding rules due to space limitations. The updating rule for \mathbf{U} is:

$$\mathbf{U}_{jk} \leftarrow \mathbf{U}_{jk} \cdot \frac{[\mathbf{F}\mathbf{V} + \mathbf{P}\mathbf{W}]_{jk}}{[\mathbf{U}\mathbf{V}^T \mathbf{V} + \mathbf{U}]_{jk}}. \tag{9}$$

The updating rule for \mathbf{P}^i is:

$$\mathbf{P}_{js}^i \leftarrow \mathbf{P}_{js}^i \cdot \frac{[\mathbf{H}^i \mathbf{X} + \mathbf{U}^i \mathbf{W}^T]_{js}}{[\mathbf{P}^i \mathbf{X}^T \mathbf{X} + \mathbf{P}^i \mathbf{W}\mathbf{W}^T]_{js}}, \tag{10}$$

where \mathbf{U}^i stands for the rows in \mathbf{U} that are related to the features from view i , i.e., \mathbf{F}^i . The updating rule for \mathbf{X} is:

$$\mathbf{X}_{ns} \leftarrow \mathbf{X}_{ns} \cdot \frac{\sum_i [\mathbf{H}^i \mathbf{P}^i]_{ns} + \lambda [\mathbf{V}\mathbf{C}^T]_{ns}}{\lambda [\mathbf{X}\mathbf{C}\mathbf{C}^T]_{ns} + \sum_i [\mathbf{X}\mathbf{P}^i \mathbf{P}^i]_{ns}}. \tag{11}$$

3) *Optimizing C and W*: Directly optimizing \mathbf{C} or \mathbf{W} is intractable as there are discrete values in each row of \mathbf{C} or \mathbf{W} . However, they can be optimized by relaxing the constraints. To optimize \mathbf{C} and \mathbf{W} , the corresponding terms in Eq. (5) can be further relaxed as follows:

$$\begin{aligned} & \text{minimize} \\ & O(\mathbf{C}, \mathbf{W}) = \|\mathbf{P}\mathbf{W} - \mathbf{U}\|_F^2 + \lambda \|\mathbf{X}\mathbf{C} - \mathbf{V}\|_F^2 \\ & + \delta [\|\mathbf{C}\mathbf{C}^T - \mathbf{I}\|_F^2 + \|\mathbf{W}\mathbf{W}^T - \mathbf{I}\|_F^2], \\ & \text{subject to } \mathbf{C} \geq 0, \mathbf{W} \geq 0, \end{aligned} \quad (12)$$

where δ is a penalty parameter. The discreteness in each row of \mathbf{C} or \mathbf{W} is guaranteed when δ is set to be large enough, e.g., 10^5 . Denoting η_{sk} as the Lagrange multiplier for $\mathbf{C}_{sk} \geq 0$, we may construct the Lagrange function for \mathbf{C} :

$$L(\mathbf{C}, \eta) = O(\mathbf{C}) - \text{tr}(\eta^T \mathbf{C}). \quad (13)$$

According to the KKT conditions, we have the following equation system, based on which we can derive the updating rule for \mathbf{C} :

$$\begin{aligned} \frac{\partial L}{\partial \mathbf{C}_{sk}} &= 2\lambda[-\mathbf{X}^T \mathbf{V} + \mathbf{X}^T \mathbf{X} \mathbf{C}]_{sk} \\ &+ 4\delta[\mathbf{C}\mathbf{C}^T \mathbf{C} - \mathbf{C}]_{sk} - \eta_{sk} = 0, \\ \eta_{sk} \cdot \mathbf{C}_{sk} &= 0, \eta_{sk} \geq 0, \mathbf{C}_{sk} \geq 0. \end{aligned} \quad (14)$$

The updating rule for \mathbf{C} can then be obtained by solving Eq. (14):

$$\begin{aligned} \mathbf{C}_{sk} &\leftarrow \mathbf{C}_{sk} \cdot \frac{\sqrt{\Delta_{sk}} - [\lambda \mathbf{X}^T \mathbf{X} \mathbf{C}]_{sk}}{\sqrt{4\delta[\mathbf{C}\mathbf{C}^T \mathbf{C}]_{sk}}}, \\ \Delta_{sk} &= [\lambda \mathbf{X}^T \mathbf{X} \mathbf{C}]_{sk}^2 + [8\delta \mathbf{C}\mathbf{C}^T \mathbf{C}]_{sk} [2\delta \mathbf{C} + \lambda \mathbf{X}^T \mathbf{V}]_{sk}. \end{aligned} \quad (15)$$

Similarly, we can derive the updating rule for \mathbf{W} :

$$\begin{aligned} \mathbf{W}_{sk} &\leftarrow \mathbf{W}_{sk} \cdot \frac{\sqrt{\Delta_{sk}} - [\mathbf{P}^T \mathbf{P} \mathbf{W}]_{sk}}{\sqrt{4\delta[\mathbf{W}\mathbf{W}^T \mathbf{W}]_{sk}}}, \\ \Delta_{sk} &= [[\mathbf{P}^T \mathbf{P} \mathbf{W}]_{sk}]^2 + [8\delta \mathbf{W}\mathbf{W}^T \mathbf{W}]_{sk} [2\delta \mathbf{W} + \mathbf{P}^T \mathbf{U}]_{sk}. \end{aligned} \quad (16)$$

Through iteratively updating \mathbf{V} , \mathbf{U} , \mathbf{P}^i , \mathbf{X} , \mathbf{C} , and \mathbf{W} based on Eqs. (8), (9), (10), (11), (15), and (16) respectively, O in Eq. (5) can converge in a finite number of iterations. The details of model optimization are summarized in Algorithm 1.

Algorithm 1: GCCFP

Input: Graph Data: \mathbf{Y} , $\mathbf{F} = [\mathbf{F}^1; \dots \mathbf{F}^D]$
Output: \mathbf{V} , \mathbf{U} , \mathbf{P}^i , \mathbf{X} , \mathbf{C} , \mathbf{W} ;
1 Compute \mathbf{D} by Eq. (1), $\mathbf{Y} = \mathbf{D}$;
2 Compute $\{\mathbf{H}^i\}_{i=1}^D$ by Eq. (3);
3 Initialize \mathbf{V} , \mathbf{U} , \mathbf{X} , \mathbf{C} , \mathbf{W} , $\{\mathbf{P}^i\}_{i=1}^D$;
4 $l \leftarrow 0$;
5 **while** $l < T_{max}$ **do**
6 $l \leftarrow l + 1$;
7 Update \mathbf{V} and \mathbf{U} by Eqs. (8) and (9);
8 Update $\{\mathbf{P}^i\}_{i=1}^D$ by Eq. (10);
9 Update \mathbf{X} , \mathbf{C} and \mathbf{W} by Eqs. (11), (15), and (16);
10 Calculate objective value $O^{(l)}$ by Eq. (5);
11 **if** $O^{(l-1)} - O^{(l)} \leq \epsilon$ **then**
12 **break**;
13 **end**
14 **end**
15 Extracting cluster membership based on \mathbf{V} ;

III. ANALYSIS ON MODEL COMPLEXITY

Given the updating rules presented in Eqs. (8), (9), (10), (11), (15), and (16), the computational complexity of GCCFP can be analyzed as follows. Given Eq. (8), we can derive that the complexity of updating of all latent variables in \mathbf{V} is about $O(2NMK + 2NK^2 + N^2K^2 + N^2K + NSK)$. Similarly, we can derive the computational complexity of updating other latent variables. Updating \mathbf{U} , \mathbf{P}^i , \mathbf{X} , \mathbf{C} , and \mathbf{W} follows the order of $O(MNK + MSK + MNK^2 + MK^2)$, $O(M^iNS + M^iSK + M^iNS^2 + M^iS^2K + 2M^iS^2)$, $O(2NMS + 3NS^2 + NS^2K)$, $O(S^2K^2 + SK^2 + NS^2K + S^2K + NSK)$, and $O(MS^2K + S^2K + S^2K^2 + SK^2 + MSK)$, respectively. Overall, the computational complexity of GCCFP is approximately $O(N^2K^2 + NMK^2 + NMS^2)$.

IV. EXPERIMENTS AND ANALYSIS

In this section, we comprehensively evaluate the effectiveness of GCCFP by comparing it with prevalent approaches to graph clustering on diverse real-world tasks.

A. Experimental set-up

1) *Datasets*: Ten real-world datasets with ground-truth clusters are used in our experiment to verify the effectiveness of different approaches. They include three social graphs, which are *Ego* – *facebook* [87], *Twitter* [87], and *Google+* [87]; five document citation graphs, which are *Cornell* [88], *Texas* [88], *Washington* [88], *Wisconsin* [88], and *Wiki* [88]; and two biological graphs, *DIP* [89] and *Biogrid* [90]. As the size and the number of views w.r.t. vertex features are different from one to another, these datasets may well reveal the robustness of different approaches. We have summarized the characteristics of all the test datasets in Table I.

2) *Baselines and evaluation metrics*: Eight approaches to graph clustering, including CoDA [10], SBM [12], HPNMF [16], CESNA [87], SCI [91], MISAGA [32], VGAE [2], and ARVGAE [92] are selected as baselines for comparison. These baselines are representative approaches based on graph structure, designed for AG clustering, or developed with graph neural networks. For fair comparisons, we use the official source codes of all baselines that are publicly available and tune these baselines according to the recommended settings. To evaluate the clustering performance of all approaches, we consider using Normalized Mutual Information (*NMI*) as the metric. All experiments were conducted on a workstation with a 6-core 3.4GHz CPU and 32GB RAM. Each method was executed ten times on each dataset, and the average performance was reported.

B. Clustering performance in real-world graphs

The average clustering performance evaluated by *NMI* has been listed in Table II. Notably, the GCCFP model showcases its adaptability by securing the top performance on nine testing datasets, and even on the challenging *Washington* dataset, it ranks second. The proposed model can obtain at least 5% performance improvement compared with other baselines on seven datasets. Specifically, GCCFP outperforms SBM by 5.77% on *Ego* – *facebook*. On the *Google+* dataset, the proposed approach is better than CoDA by 21.94%. On *Twitter*, *Cornell*, *Texas*, *Wisconsin*, and *Wiki*, GCCFP may outperform MISAGA by 5.09%, 10.99%, 22.95%, 51.47%, and 18.79%, respectively. Given the experimental results in terms of *NMI*, GCCFP is a robust method for uncovering clusters in different types of AGs constructed based on real-world data. The clustering results presented in Table II demonstrate that GCCFP is a very effective method for uncovering clusters in diverse real-world graphs.

TABLE I

STATISTICS OF THE TEST DATASETS. A SOCIAL, DOCUMENT, OR BIOLOGICAL GRAPH IS ABBREVIATED AS SOC, DOC, OR BIO.

Dataset	Type	N	$ E $	M	D	K
Ego	Soc	4039	88234	1283	1	191
Twitter	Soc	3687	49881	20905	2	242
Gplus	Soc	107614	3755989	13966	5	463
Cornell	Doc	195	283	1588	1	5
Texas	Doc	187	280	1501	1	5
Washington	Doc	230	366	1579	1	5
Wisconsin	Doc	265	459	1626	1	5
Wiki	Doc	2405	17981	4973	1	17
DIP	Bio	4579	20845	4237	3	200
Biogrid	Bio	5640	59748	4286	3	200

TABLE II
PERFORMANCE EVALUATION USING NMI . THE BEST PERFORMANCE ON EACH DATASET IS HIGHLIGHTED IN BOLD.

Approaches		Datasets	Ego	Twitter	Gplus	Cornell	Texas	Washington	Wisconsin	Wiki	Dip	Biogrid
Shallow	CoDA		55.505 ± 1.066	60.878 ± 0.559	18.900 ± 1.044	24.904 ± 0.131	16.730 ± 1.727	22.174 ± 0.778	8.913 ± 0.213	30.203 ± 0.236	76.314 ± 0.707	73.229 ± 0.601
	SBM		63.527 ± 0.403	12.276 ± 1.505	9.871 ± 0.437	7.472 ± 1.731	4.361 ± 0.239	12.838 ± 0.007	13.303 ± 0.239	22.670 ± 0.008	82.497 ± 0.825	88.868 ± 0.734
	HPNMF		59.954 ± 0.435	63.272 ± 0.619	17.086 ± 0.698	9.576 ± 0.613	8.506 ± 0.381	15.402 ± 0.595	17.239 ± 0.935	27.550 ± 0.913	86.641 ± 0.996	90.636 ± 0.844
	CESNA		57.513 ± 1.119	46.588 ± 0.155	10.164 ± 0.601	17.069 ± 0.157	9.255 ± 0.106	22.177 ± 0.536	16.482 ± 0.565	9.374 ± 0.185	77.286 ± 0.148	80.088 ± 0.353
	SCI		44.025 ± 0.509	56.889 ± 0.196	10.241 ± 0.775	9.809 ± 0.962	14.917 ± 6.419	6.912 ± 0.680	12.848 ± 1.046	22.012 ± 0.536	90.927 ± 0.230	92.028 ± 0.195
	MISAGA		56.452 ± 0.538	65.329 ± 0.226	10.245 ± 1.158	26.773 ± 5.639	27.649 ± 0.321	39.177 ± 2.925	31.004 ± 5.842	38.989 ± 0.523	87.952 ± 0.223	89.485 ± 0.314
Deep	VGAE		60.088 ± 0.895	59.873 ± 0.961	15.849 ± 0.940	8.116 ± 0.493	8.693 ± 0.284	9.416 ± 0.479	6.511 ± 0.242	18.590 ± 0.339	83.315 ± 0.639	85.604 ± 0.386
	ARVGAE		60.904 ± 0.709	64.952 ± 0.887	18.439 ± 0.816	8.979 ± 0.654	10.108 ± 0.485	10.525 ± 0.578	13.269 ± 0.807	34.724 ± 0.941	88.755 ± 0.796	89.720 ± 0.611
	GCCFP		67.193 ± 0.649	68.653 ± 1.121	23.046 ± 0.846	29.715 ± 0.823	33.995 ± 0.933	35.865 ± 0.597	46.962 ± 0.938	46.317 ± 0.467	91.544 ± 0.104	93.135 ± 0.219

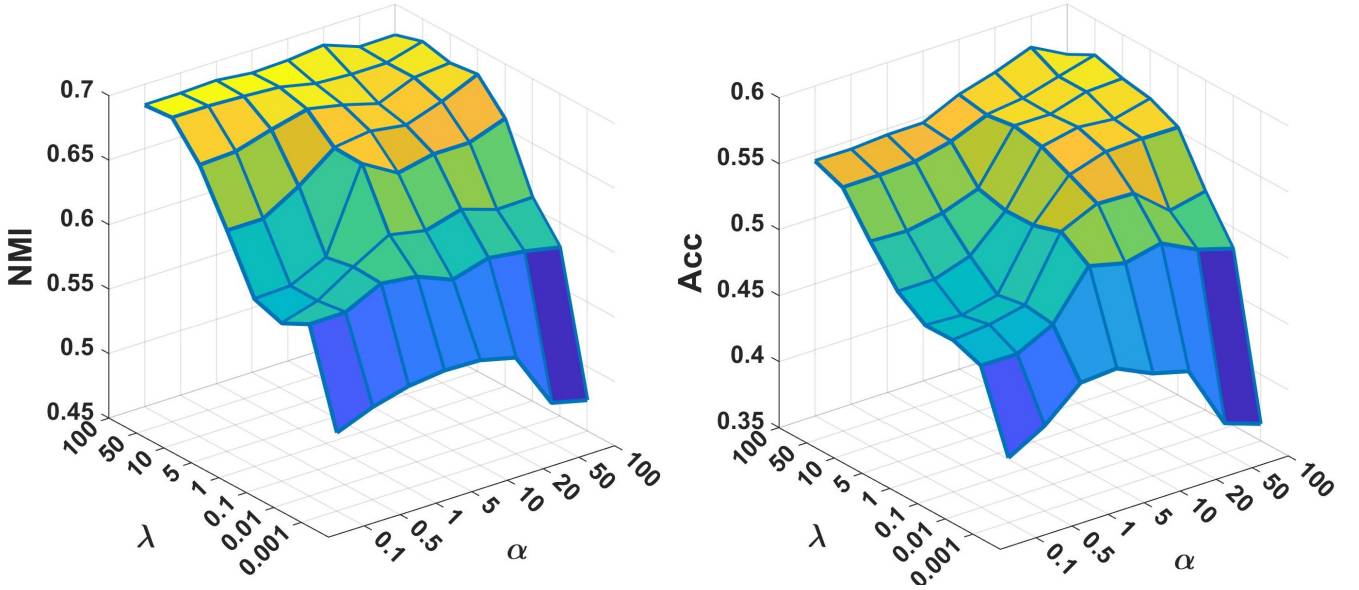


Fig. 2. Sensitivity test of hyper-parameters α and λ on *Ego - facebook*.

C. Sensitivity test of hyper-parameters

As previously introduced, α and λ are adopted by the proposed GCCFP to balance the relative significance of global feature and structural propagation modeling and regularize multi-view latent propagation to influence the learning of cluster membership. In this subsection, we investigate how these two hyper-parameters can affect the clustering performance of GCCFP. Specifically, we let GCCFP discover clusters on all test datasets by setting $\alpha = [0.1, 0.5, 1, 5, 10, 20, 50, 100]$ and $\lambda = [0.001, 0.01, 0.1, 1, 5, 10, 50, 100]$. We then evaluate the clustering performance of GCCFP using NMI and Acc . For example, the results collected from *Ego - facebook* are depicted in Fig. 2. As observed, GCCFP can robustly under a broad combination of α and λ . Moreover, GCCFP can obtain better NMI and Acc when α and λ are set as larger values, e.g., $\alpha \geq 5$ and $\lambda \geq 1$. Thus, in our experiments, we let GCCFP perform clustering tasks by setting $\alpha = 5$ and $\lambda = 1$.

D. Results of model convergence

In this subsection, we investigate the convergent speed of GCCFP on all testing datasets. Specifically, we ran GCCFP for 300 iterations in each testing dataset and recorded the objective values, which have been depicted as curves in Fig. 3. As shown by the figure, the value of the objective function can converge to a stable state in fewer than 300 iterations on all ten testing datasets. These results indicate that GCCFP is capable of learning accurate clustering results efficiently.

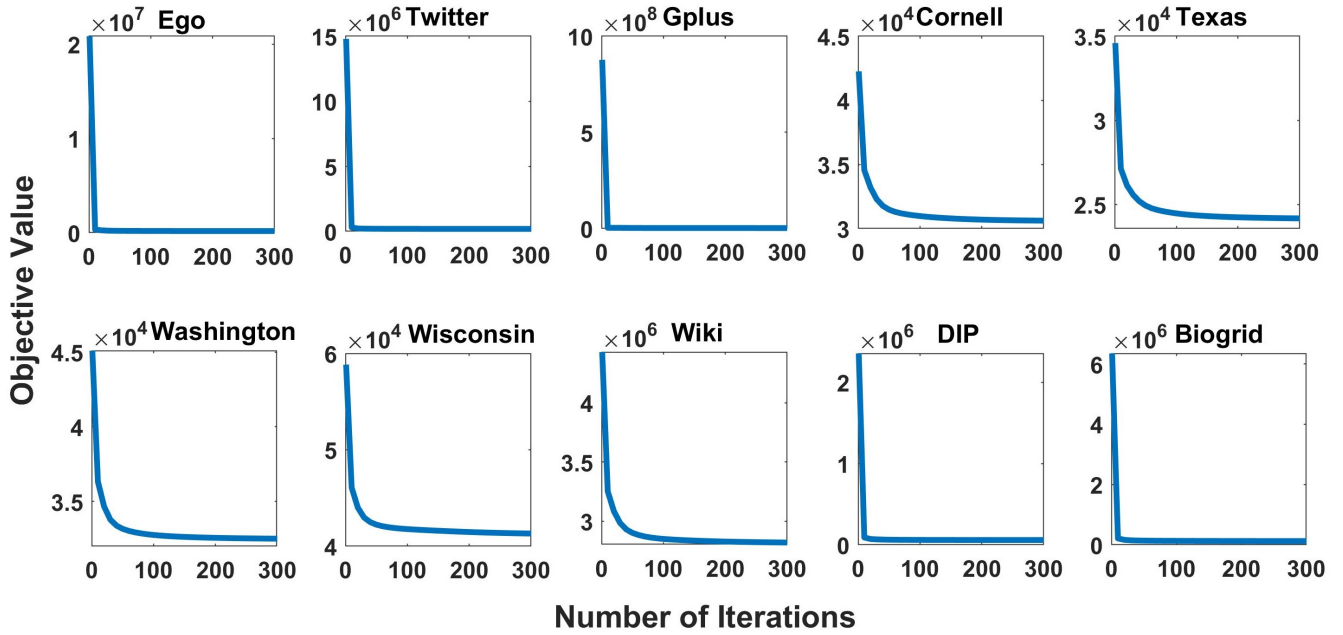


Fig. 3. Model convergence on testing datasets.

V. CONCLUSION

In this paper, we have proposed a novel model, namely Graph Clustering With Cross-View Feature Propagation (GCCFP). Unlike existing approaches, GCCFP further considers leveraging the pivotal latent propagation of multi-view vertex features to regularize the learning process of cluster membership for each vertex in the graph. The cluster membership learned by GCCFP is jointly determined by graph topology, global vertex features, and corss-view feature propagation. Therefore, GCCFP can uncover meaningful clusters in various types of graph data. Having been extensively tested on several real-world graphs and compared with both classical and prevalent methods for graph clustering, GCCFP is demonstrated to be capable of accurately and efficiently discovering graph clusters. In the future, we will improve the efficiency of GCCFP by designing distributed or stochastic algorithms for model optimization. In addition, we will improve the effectiveness of the proposed model by enabling it to be concerned with the cross-view propagation effect of cross-view vertex features.

REFERENCES

- [1] L. Hu, Y. Yang, Z. Tang, Y. He, and X. Luo, "Fcan-mopso: an improved fuzzy-based graph clustering algorithm for complex networks with multiobjective particle swarm optimization," *IEEE Transactions on Fuzzy Systems*, vol. 31, no. 10, pp. 3470–3484, 2023.
- [2] T. N. Kipf and M. Welling, "Variational graph auto-encoders," *arXiv preprint arXiv:1611.07308*, 2016.
- [3] T. He and K. C. Chan, "Measuring boundedness for protein complex identification in ppi networks," *IEEE/ACM Trans. Comput. Biol. Bioinf.*, vol. 16, no. 3, pp. 967–979, 2018.
- [4] Z. Liu, G. Yuan, and X. Luo, "Symmetry and nonnegativity-constrained matrix factorization for community detection," *IEEE/CAA J. Autom. Sin.*, vol. 9, no. 9, pp. 1691–1693, 2022.
- [5] W. Li, R. Wang, X. Luo, and M. Zhou, "A second-order symmetric non-negative latent factor model for undirected weighted network representation," *IEEE Trans. Network Sci. Eng.*, vol. 10, no. 2, pp. 606–618, 2022.
- [6] X. Luo, Y. Zhong, Z. Wang, and M. Li, "An alternating-direction-method of multipliers-incorporated approach to symmetric non-negative latent factor analysis," *IEEE Transactions on Neural Networks and Learning Systems*, vol. 34, no. 8, pp. 4826–4840, 2021.
- [7] W. Li, X. Luo, H. Yuan, and M. Zhou, "A momentum-accelerated hessian-vector-based latent factor analysis model," *IEEE Transactions on Services Computing*, vol. 16, no. 2, pp. 830–844, 2022.
- [8] V. D. Blondel, J.-L. Guillaume, R. Lambiotte, and E. Lefebvre, "Fast unfolding of communities in large networks," *J. Stat. Mech: Theory Exp.*, vol. 2008, no. 10, p. P10008, 2008.
- [9] A. Clauset, M. E. Newman, and C. Moore, "Finding community structure in very large networks," *Phys. Rev. E*, vol. 70, no. 6, p. 066111, 2004.
- [10] J. Yang, J. McAuley, and J. Leskovec, "Detecting cohesive and 2-mode communities in directed and undirected networks," in *Proceedings of the 7th ACM international conference on Web search and data mining*, 2014, pp. 323–332.
- [11] N. Zeng, X. Li, P. Wu, H. Li, and X. Luo, "A novel tensor decomposition-based efficient detector for low-altitude aerial objects with knowledge distillation scheme," *IEEE/CAA Journal of Automatica Sinica*, vol. 11, no. 2, pp. 487–501, 2024.
- [12] C. Peng, Z. Zhang, K.-C. Wong, X. Zhang, and D. Keyes, "A scalable community detection algorithm for large graphs using stochastic block models," in *Twenty-Fourth International Joint Conference on Artificial Intelligence*, 2015.
- [13] L. Wei, L. Jin, and X. Luo, "A robust coevolutionary neural-based optimization algorithm for constrained nonconvex optimization," *IEEE Transactions on Neural Networks and Learning Systems*, 2022.
- [14] W. Qin, H. Wang, F. Zhang, J. Wang, X. Luo, and T. Huang, "Low-rank high-order tensor completion with applications in visual data," *IEEE Transactions on Image Processing*, vol. 31, pp. 2433–2448, 2022.
- [15] J. Shi and J. Malik, "Normalized cuts and image segmentation," *IEEE Trans. Pattern Anal. Mach. Intell.*, vol. 22, no. 8, pp. 888–905, 2000.

- [16] F. Ye, C. Chen, Z. Wen, Z. Zheng, W. Chen, and Y. Zhou, "Homophily preserving community detection," *IEEE Trans. Neural Networks Learn. Syst.*, vol. 31, no. 8, pp. 2903–2915, 2020.
- [17] P. Bedi and C. Sharma, "Community detection in social networks," *Wiley interdisciplinary reviews: Data mining and knowledge discovery*, vol. 6, no. 3, pp. 115–135, 2016.
- [18] Z. Liu, Y. Yi, and X. Luo, "A high-order proximity-incorporated nonnegative matrix factorization-based community detector," *IEEE Trans. Emerging Top. Comput. Intell.*, 2023.
- [19] X. Luo, Z. Liu, L. Jin, Y. Zhou, and M. Zhou, "Symmetric nonnegative matrix factorization-based community detection models and their convergence analysis," *IEEE Trans. Neural Networks Learn. Syst.*, vol. 33, no. 3, pp. 1203–1215, 2021.
- [20] Y. Yuan, J. Li, and X. Luo, "A fuzzy pid-incorporated stochastic gradient descent algorithm for fast and accurate latent factor analysis," *IEEE Transactions on Fuzzy Systems*, 2024.
- [21] J. Wang, W. Li, and X. Luo, "A distributed adaptive second-order latent factor analysis model," *IEEE/CAA Journal of Automatica Sinica*, 2024.
- [22] J. Li, F. Tan, C. He, Z. Wang, H. Song, P. Hu, and X. Luo, "Saliency-aware dual embedded attention network for multivariate time-series forecasting in information technology operations," *IEEE Transactions on Industrial Informatics*, 2023.
- [23] J. Zhu, C. Wang, C. Gao, F. Zhang, Z. Wang, and X. Li, "Community detection in graph: An embedding method," *IEEE Transactions on Network Science and Engineering*, vol. 9, no. 2, pp. 689–702, 2021.
- [24] W. Qin and X. Luo, "Asynchronous parallel fuzzy stochastic gradient descent for high-dimensional incomplete data representation," *IEEE Transactions on Fuzzy Systems*, 2023.
- [25] H. Liu, C. Zheng, D. Li, X. Shen, K. Lin, J. Wang, Z. Zhang, Z. Zhang, and N. N. Xiong, "Edmf: Efficient deep matrix factorization with review feature learning for industrial recommender system," *IEEE Transactions on Industrial Informatics*, vol. 18, no. 7, pp. 4361–4371, 2021.
- [26] M. Chen, C. He, and X. Luo, "Mnl: A highly-efficient model for large-scale dynamic weighted directed network representation," *IEEE Transactions on Big Data*, vol. 9, no. 3, pp. 889–903, 2022.
- [27] X. Luo, M. Chen, H. Wu, Z. Liu, H. Yuan, and M. Zhou, "Adjusting learning depth in nonnegative latent factorization of tensors for accurately modeling temporal patterns in dynamic qos data," *IEEE Transactions on Automation Science and Engineering*, vol. 18, no. 4, pp. 2142–2155, 2021.
- [28] X. Luo, Y. Zhou, Z. Liu, and M. Zhou, "Fast and accurate non-negative latent factor analysis of high-dimensional and sparse matrices in recommender systems," *IEEE Transactions on Knowledge and Data Engineering*, vol. 35, no. 4, pp. 3897–3911, 2021.
- [29] X. Luo, H. Wu, and Z. Li, "Neulft: A novel approach to nonlinear canonical polyadic decomposition on high-dimensional incomplete tensors," *IEEE Transactions on Knowledge and Data Engineering*, vol. 35, no. 6, pp. 6148–6166, 2022.
- [30] F. Bi, X. Luo, B. Shen, H. Dong, and Z. Wang, "Proximal alternating-direction-method-of-multipliers-incorporated nonnegative latent factor analysis," *IEEE/CAA Journal of Automatica Sinica*, vol. 10, no. 6, pp. 1388–1406, 2023.
- [31] J. Chen, X. Luo, and M. Zhou, "Hierarchical particle swarm optimization-incorporated latent factor analysis for large-scale incomplete matrices," *IEEE Transactions on Big Data*, vol. 8, no. 6, pp. 1524–1536, 2021.
- [32] T. He and K. C. Chan, "Misaga: An algorithm for mining interesting subgraphs in attributed graphs," *IEEE Trans. Cybern.*, vol. 48, no. 5, pp. 1369–1382, 2017.
- [33] T. Guo, J. Wu, X. Zhu, and C. Zhang, "Combining structured node content and topology information for networked graph clustering," *ACM Trans. Knowl. Discovery Data*, vol. 11, no. 3, pp. 1–29, 2017.
- [34] D. Cheng, J. Huang, S. Zhang, X. Zhang, and X. Luo, "A novel approximate spectral clustering algorithm with dense cores and density peaks," *IEEE transactions on systems, man, and cybernetics: systems*, vol. 52, no. 4, pp. 2348–2360, 2021.
- [35] A. Tsitsulin, J. Palowitch, B. Perozzi, and E. Müller, "Graph clustering with graph neural networks," *Journal of Machine Learning Research*, vol. 24, no. 127, pp. 1–21, 2023.
- [36] F. M. Bianchi, D. Grattarola, and C. Alippi, "Spectral clustering with graph neural networks for graph pooling," in *International conference on machine learning*. PMLR, 2020, pp. 874–883.
- [37] X. Li, H. Zhang, and R. Zhang, "Adaptive graph auto-encoder for general data clustering," *IEEE Transactions on Pattern Analysis and Machine Intelligence*, vol. 44, no. 12, pp. 9725–9732, 2021.
- [38] T. He and K. C. Chan, "Discovering fuzzy structural patterns for graph analytics," *IEEE Trans. Fuzzy Syst.*, vol. 26, no. 5, pp. 2785–2796, 2018.
- [39] A. W. Edwards and L. L. Cavalli-Sforza, "A method for cluster analysis," *Biometrics*, pp. 362–375, 1965.
- [40] Y. Xing, T. He, T. Xiao, Y. Wang, Y. Xiong, W. Xia, D. Wipf, Z. Zhang, and S. Soatto, "Learning hierarchical graph neural networks for image clustering," in *Proceedings of the IEEE/CVF International Conference on Computer Vision*, 2021, pp. 3467–3477.
- [41] L. Hu, X. Pan, Z. Tang, and X. Luo, "A fast fuzzy clustering algorithm for complex networks via a generalized momentum method," *IEEE Transactions on Fuzzy Systems*, vol. 30, no. 9, pp. 3473–3485, 2021.
- [42] Z. Lin and H. Wu, "Dynamical representation learning for ethereum transaction network via non-negative adaptive latent factorization of tensors," in *2021 International Conference on Cyber-Physical Social Intelligence (ICCSI)*. IEEE, 2021, pp. 1–6.
- [43] X. Luo, Y. Yuan, S. Chen, N. Zeng, and Z. Wang, "Position-translational particle swarm optimization-incorporated latent factor analysis," *IEEE Transactions on Knowledge and Data Engineering*, vol. 34, no. 8, pp. 3958–3970, 2020.
- [44] Y. Zhong, L. Jin, M. Shang, and X. Luo, "Momentum-incorporated symmetric non-negative latent factor models," *IEEE Transactions on Big Data*, vol. 8, no. 4, pp. 1096–1106, 2020.
- [45] Y. Yuan, X. Luo, M. Shang, and Z. Wang, "A kalman-filter-incorporated latent factor analysis model for temporally dynamic sparse data," *IEEE Transactions on Cybernetics*, vol. 53, no. 9, pp. 5788–5801, 2022.
- [46] Y. Yuan, R. Wang, G. Yuan, and L. Xin, "An adaptive divergence-based non-negative latent factor model," *IEEE Transactions on Systems, Man, and Cybernetics: Systems*, vol. 53, no. 10, pp. 6475–6487, 2023.
- [47] Y. Yuan, X. Luo, and M. Zhou, "Adaptive divergence-based non-negative latent factor analysis of high-dimensional and incomplete matrices from industrial applications," *IEEE Transactions on Emerging Topics in Computational Intelligence*, 2024.
- [48] W. Li, R. Wang, and X. Luo, "A generalized nesterov-accelerated second-order latent factor model for high-dimensional and incomplete data," *IEEE Transactions on Neural Networks and Learning Systems*, 2023.
- [49] L. Baltrunas, B. Ludwig, and F. Ricci, "Matrix factorization techniques for context aware recommendation," in *Proceedings of the fifth ACM conference on Recommender systems*, 2011, pp. 301–304.
- [50] Z. Wang, Y. Liu, X. Luo, J. Wang, C. Gao, D. Peng, and W. Chen, "Large-scale affine matrix rank minimization with a novel nonconvex regularizer," *IEEE Transactions on Neural Networks and Learning Systems*, vol. 33, no. 9, pp. 4661–4675, 2021.
- [51] T. He, L. Bai, and Y.-S. Ong, "Vicinal vertex allocation for matrix factorization in networks," *IEEE transactions on cybernetics*, 2021.
- [52] H. Wang, Y. Yang, and B. Liu, "Gmc: graph-based multi-view clustering," *IEEE Trans. Knowl. Data Eng.*, 2019.
- [53] T. He, Y. Liu, T. H. Ko, K. C. Chan, and Y. S. Ong, "Contextual correlation preserving multiview featured graph clustering," *IEEE Trans. Cybern.*, 2019.
- [54] T. He, Y.-S. Ong, and P. Hu, "Multi-source propagation aware network clustering," *Neurocomputing*, vol. 453, pp. 119–130, 2021.
- [55] A. Kumar, P. Rai, and H. Daume, "Co-regularized multi-view spectral clustering," in *Advances in neural information processing systems*, 2011, pp. 1413–1421.

- [56] L. Hu, S. Yang, X. Luo, and M. Zhou, "An algorithm of inductively identifying clusters from attributed graphs," *IEEE Transactions on Big Data*, vol. 8, no. 2, pp. 523–534, 2020.
- [57] T. He, Y. Liu, Y.-S. Ong, X. Wu, and X. Luo, "Polarized message-passing in graph neural networks," *Artif. Intell.*, p. 104129, 2024.
- [58] T. He, L. Bai, and Y. S. Ong, "Learning conjoint attentions for graph neural nets," *Advances in Neural Information Processing Systems*, vol. 34, pp. 2641–2653, 2021.
- [59] X. Luo, H. Wu, Z. Wang, J. Wang, and D. Meng, "A novel approach to large-scale dynamically weighted directed network representation," *IEEE Transactions on Pattern Analysis and Machine Intelligence*, vol. 44, no. 12, pp. 9756–9773, 2021.
- [60] H. Zhou, T. He, Y.-S. Ong, G. Cong, and Q. Chen, "Differentiable clustering for graph attention," *IEEE Trans. Knowl. Data Eng.*, 2024.
- [61] Q. Wang, X. Liu, T. Shang, Z. Liu, H. Yang, and X. Luo, "Multi-constrained embedding for accurate community detection on undirected networks," *IEEE Transactions on Network Science and Engineering*, vol. 9, no. 5, pp. 3675–3690, 2022.
- [62] J. Chen, Y. Yuan, and X. Luo, "Sdgnn: Symmetry-preserving dual-stream graph neural networks," *IEEE/CAA Journal of Automatica Sinica*, vol. 11, no. 7, pp. 1717–1719, 2024.
- [63] F. Bi, T. He, Y. Xie, and X. Luo, "Two-stream graph convolutional network-incorporated latent feature analysis," *IEEE Transactions on Services Computing*, vol. 16, no. 4, pp. 3027–3042, 2023.
- [64] Y. Zhong and X. Luo, "Alternating-direction-method of multipliers-based symmetric nonnegative latent factor analysis for large-scale undirected weighted networks," in *2021 IEEE 17th International Conference on Automation Science and Engineering (CASE)*. IEEE, 2021, pp. 1527–1532.
- [65] W. Yang, S. Li, Z. Li, and X. Luo, "Highly accurate manipulator calibration via extended kalman filter-incorporated residual neural network," *IEEE Transactions on Industrial Informatics*, vol. 19, no. 11, pp. 10 831–10 841, 2023.
- [66] L. Chen and X. Luo, "Tensor distribution regression based on the 3d conventional neural networks," *IEEE/CAA Journal of Automatica Sinica*, vol. 10, no. 7, pp. 1628–1630, 2023.
- [67] C. Chen, M. Zhang, Y. Zhang, Y. Liu, and S. Ma, "Efficient neural matrix factorization without sampling for recommendation," *ACM Transactions on Information Systems (TOIS)*, vol. 38, no. 2, pp. 1–28, 2020.
- [68] K. Zhou, X. Huang, Q. Song, R. Chen, and X. Hu, "Auto-gnn: Neural architecture search of graph neural networks," *Frontiers in big Data*, vol. 5, p. 1029307, 2022.
- [69] X. Luo, L. Wang, P. Hu, and L. Hu, "Predicting protein-protein interactions using sequence and network information via variational graph autoencoder," *IEEE/ACM Trans. Comput. Biol. Bioinf.*, 2023.
- [70] F. Bi, T. He, and X. Luo, "A fast nonnegative autoencoder-based approach to latent feature analysis on high-dimensional and incomplete data," *IEEE Transactions on Services Computing*, 2023.
- [71] X. Luo, Y. Zhou, Z. Liu, L. Hu, and M. Zhou, "Generalized nesterov's acceleration-incorporated, non-negative and adaptive latent factor analysis," *IEEE Transactions on Services Computing*, vol. 15, no. 5, pp. 2809–2823, 2021.
- [72] X. Shi, Q. He, X. Luo, Y. Bai, and M. Shang, "Large-scale and scalable latent factor analysis via distributed alternative stochastic gradient descent for recommender systems," *IEEE Transactions on Big Data*, vol. 8, no. 2, pp. 420–431, 2020.
- [73] H. Wu, X. Luo, and M. Zhou, "Advancing non-negative latent factorization of tensors with diversified regularization schemes," *IEEE Transactions on Services Computing*, vol. 15, no. 3, pp. 1334–1344, 2020.
- [74] H. Wu, Y. Xia, and X. Luo, "Proportional-integral-derivative-incorporated latent factorization of tensors for large-scale dynamic network analysis," in *2021 China Automation Congress (CAC)*. IEEE, 2021, pp. 2980–2984.
- [75] P. Bojanowski, A. Joulin, D. Lopez-Paz, and A. Szlam, "Optimizing the latent space of generative networks," *arXiv preprint arXiv:1707.05776*, 2017.
- [76] D. Wu, X. Luo, Y. He, and M. Zhou, "A prediction-sampling-based multilayer-structured latent factor model for accurate representation to high-dimensional and sparse data," *IEEE Transactions on Neural Networks and Learning Systems*, vol. 35, no. 3, pp. 3845–3858, 2022.
- [77] D. Wu, X. Luo, M. Shang, Y. He, G. Wang, and X. Wu, "A data-characteristic-aware latent factor model for web services qos prediction," *IEEE Transactions on Knowledge and Data Engineering*, vol. 34, no. 6, pp. 2525–2538, 2020.
- [78] Z. Li, S. Li, O. O. Bamasag, A. Alhothali, and X. Luo, "Diversified regularization enhanced training for effective manipulator calibration," *IEEE Transactions on Neural Networks and Learning Systems*, vol. 34, no. 11, pp. 8778–8790, 2022.
- [79] D. Wu, Q. He, X. Luo, M. Shang, Y. He, and G. Wang, "A posterior-neighborhood-regularized latent factor model for highly accurate web service qos prediction," *IEEE Transactions on Services Computing*, vol. 15, no. 2, pp. 793–805, 2019.
- [80] D. Wu, P. Zhang, Y. He, and X. Luo, "A double-space and double-norm ensemble latent factor model for highly accurate web service qos prediction," *IEEE Transactions on Services Computing*, vol. 16, no. 2, pp. 802–814, 2022.
- [81] H. Wu, X. Luo, M. Zhou, M. J. Rawa, K. Sedraoui, and A. Albeshri, "A pid-incorporated latent factorization of tensors approach to dynamically weighted directed network analysis," *IEEE/CAA Journal of Automatica Sinica*, vol. 9, no. 3, pp. 533–546, 2021.
- [82] J. Chen, R. Wang, D. Wu, and X. Luo, "A differential evolution-enhanced position-transitional approach to latent factor analysis," *IEEE Transactions on Emerging Topics in Computational Intelligence*, vol. 7, no. 2, pp. 389–401, 2022.
- [83] X. Chen, X. Luo, L. Jin, S. Li, and M. Liu, "Growing echo state network with an inverse-free weight update strategy," *IEEE Transactions on Cybernetics*, vol. 53, no. 2, pp. 753–764, 2022.
- [84] D. Wu, P. Zhang, Y. He, and X. Luo, "Mmlf: Multi-metric latent feature analysis for high-dimensional and incomplete data," *IEEE Transactions on Services Computing*, 2023.
- [85] J. Li, X. Luo, Y. Yuan, and S. Gao, "A nonlinear pid-incorporated adaptive stochastic gradient descent algorithm for latent factor analysis," *IEEE Transactions on Automation Science and Engineering*, 2023.
- [86] S. Coussi-Korbel and D. M. Frigaszy, "On the relation between social dynamics and social learning," *Animal behaviour*, vol. 50, no. 6, pp. 1441–1453, 1995.
- [87] J. Yang, J. McAuley, and J. Leskovec, "Community detection in networks with node attributes," in *Data Mining (ICDM), 2013 IEEE 13th international conference on*. IEEE, 2013, pp. 1151–1156.
- [88] Q. Lu and L. Getoor, "Link-based classification," in *Proceedings of the 20th International Conference on Machine Learning*, 2003, pp. 496–503.
- [89] I. Xenarios, L. Salwinski, X. J. Duan, P. Higney, S.-M. Kim, and D. Eisenberg, "Dip, the database of interacting proteins: a research tool for studying cellular networks of protein interactions," *Nucleic Acids Res.*, vol. 30, no. 1, pp. 303–305, 2002.
- [90] C. Stark, B.-J. Breitkreutz, T. Reguly, L. Boucher, A. Breitkreutz, and M. Tyers, "Biogrid: a general repository for interaction datasets," *Nucleic acids research*, vol. 34, no. suppl_1, pp. D535–D539, 2006.
- [91] X. Wang, D. Jin, X. Cao, L. Yang, and W. Zhang, "Semantic community identification in large attribute networks," in *Thirtieth AAAI Conference on Artificial Intelligence*, 2016.
- [92] S. Pan, R. Hu, G. Long, J. Jiang, L. Yao, and C. Zhang, "Adversarially regularized graph autoencoder for graph embedding," in *Proceedings of the 27th International Joint Conference on Artificial Intelligence*, 2018, pp. 2609–2615.