

Correct Wrong Path

Bhargav Reddy Godala*, Sankara Prasad Ramesh*, Krishnam Tibrewala, Chrysanthos Pepi, Gino Chacon, Svilen Kanev, Gilles A. Pokam, Daniel A. Jiménez, Paul V. Gratz, David I. August

Abstract—Modern OOO CPUs have very deep pipelines with large branch misprediction recovery penalties. Speculatively executed instructions on the wrong path can significantly change cache state, depending on speculation levels. Architects often employ trace-driven simulation models in the design exploration stage, which sacrifice precision for speed. Trace-driven simulators are orders of magnitude faster than execution-driven models, reducing the often hundreds of thousands of simulation hours needed to explore new micro-architectural ideas. Despite this strong benefit of trace-driven simulation, these often fail to adequately model the consequences of wrong path because obtaining them is nontrivial. Prior works consider either a positive or negative impact of wrong path but not both. Here, we examine wrong path execution in simulation results and design a set of infrastructure for enabling wrong-path execution in a trace driven simulator. Our analysis shows the wrong path affects structures on both the instruction and data sides extensively, resulting in performance variations ranging from -3.05% to 20.9% when ignoring wrong path. To benefit the research community and enhance the accuracy of simulators, we opened our traces and tracing utility in the hopes that industry can provide wrong-path traces generated by their internal simulators, enabling academic simulation without exposing industry IP.

Index Terms—CPU Microarchitecture, Out of Order Execution

I. INTRODUCTION

Accurate modeling of modern Out-of-Order (OOO) CPUs is very expensive in terms of simulator complexity and simulation times. Simulators facilitate prototyping of micro-architectures, but their complexity and simulation times can be significant bottlenecks in design space exploration. Consequently, architects often use simpler, and faster, though less accurate, trace-driven simulators, trading accuracy for speed. Trace driven simulators do not model wrong path (WP), as traces are typically generated from the execution of a workload on a real machine and thus can only contain correct path, executed instructions. Ignoring WP, however, can lead to incorrect estimation of performance.

Prior works [10], [16] have proposed solutions to model either positive or negative impact but not both. Here, a positive impact is observed when a cache line fetched in WP is later used by correct path instructions, thus acting like a prefetch. A negative impact is observed when the cache is polluted with WP data or instructions that are never used. The alternative is to use more accurate execution-driven models, but they are



Fig. 1. WP traces from execution-driven to trace-driven simulator

orders of magnitude slower than trace-driven simulators [7], [12].

Instead of using actual execution to generate traces, we propose to use an execution-driven simulator to obtain traces. This approach allows us to observe and annotate both the correct- and wrong-path instructions into the trace. To facilitate this, we also propose a new trace format and a set of design changes to a trace-driven simulator to conditionally model WP instructions and repair state of the CPU before executing in the correct path. Fig 1 shows our proposed simulation flow where a one-time cost of running the execution-driven model enables quick WP-aware trace-based design space exploration. Here we implemented our approach in the widely used ChampSim [12] simulator, though this approach could be implemented in any trace-driven simulator.

This paper makes the following contributions:

- Extensive analysis and metrics to measure the impact of WP instructions.
- A new tracing utility leveraging gem5 and a new WP trace format [4].
- Correct WP modeling in a trace-driven simulator [2].
- An open set of traces of widely used data center and SPEC workloads [5].

II. WP MODEL

Simulating instructions in the WP involves first, knowing what instructions are down the WP after a branch misprediction. Then letting those instructions flow from fetch till execute states of processor pipeline, repairing all pipeline stages by flushing instructions in the WP once the branch is resolved. Obtaining traces with WP instructions is very challenging as most tracing utilities only annotate committed instructions because they are obtained via binary instrumentation [14].

We propose using an execution-driven simulator to capture wrong-path instructions and encode them in the trace. Additionally, we suggest several modifications to a trace-driven simulator to support the execution and squashing of wrong-path instructions.

A. WP Trace

We propose a new trace format to encode a stream of instructions following a mis-speculation, either due to branch

Bhargav Reddy Godala, Gino Chacon and Gilles A. Pokam from Intel ({bhargav.reddy.godala, ginoachacon, gilles.a.pokam}@intel.com). Sankara Prasad Ramesh from Nvidia (spramesh@ucsd.edu). Krishnam Tibrewala, Chrysanthos Pepi, Daniel A. Jiménez, and Paul V. Gratz from Texas A&M University ({krishnamtibrewala, cpepi, djimenez, pgratz}@tamu.edu). Svilen Kanev from Google (skanev@google.com). David I. August from Princeton University (august@princeton.edu).

* Bhargav and Sankara Contributed Equally to this work.

misprediction or load-store disambiguation failure. WP instructions executed before the redirection are discarded or squashed. These instructions are encoded in the trace following the mis-speculated instruction using additional fields to differentiate them from correct path instructions. In a modern core with a decoupled front-end, the branch predictor runs ahead of fetch to prefetch instructions in the predicted path. The Branch Predictor Unit (BPU) and Instruction Fetch Unit (IFU) communicate using a Fetch Target Queue (FTQ). When the IFU is redirected on a mis-speculation the FTQ is flushed. The FTQ entries that are flushed are also on the wrong-path. The prefetcher would have issued the FTQ entries so they contribute towards the Instruction Cache pollution in the wrong-path. We refer to this as FTQ Prefetch. Since it is not possible to obtain wrong-path instructions with existing tracing utilities on real CPUs, we use gem5 [7] to generate traces with wrong-path instructions. gem5 is an execution driven simulator so execution of the WP is modeled in an OOO CPU model.

B. Implementing WP in a Trace Driven Simulator

In typical trace driven simulators, such as ChampSim, when a branch instruction is encountered, the BPU is queried for the branch direction and target. The trace, which includes the correct branch target, is then compared with the predicted target to detect mispredictions. The front-end is stalled till the branch is resolved. Once the branch is resolved a constant penalty is paid to account for pipeline repair cost and then fetch is resumed again to process stream of instructions in the correct path. Since wrong-path instructions are not seen in the pipeline, there is no need to squash or repair any structures in the pipeline, thus no pollution in the caches.

To model WP instructions in a trace-driven simulator, all stages in the pipeline are modified as follows. The fetch stage is modified to continue streaming instructions from the trace after a misprediction. WP fetch is stopped either when a re-steer signal is received, indicating the resolution of the mis-speculation. Re-steers may come from the decode stage for unconditional branches or from the execute stage for other types of mispredictions.

In the decode stage unconditional direct branches that are mispredicted are identified. Once the mispredicted branch is found, all newer (younger) instructions following the mispredicted branch are squashed. The re-steer signal to fetch stage is sent and FTQ, Decode and Fetch buffers are flushed. Furthermore, the trace until the correct target instruction is skipped.

The execute stage handles all other mispredictions. At execute stage, instructions are executed out of order from the Reorder Buffer (ROB). The ROB contains instructions in the program order (in-order). Instructions in the ROB following a mis-speculating instruction are only in the WP. Once the mis-speculation is resolved all following instructions in the ROB are flushed. All pipeline structures leading to execute stage are flushed. Rename maps are repaired to remove stale dependencies introduced by the renamed WP instructions.

III. METHODOLOGY

A. Simulation Infrastructure

We extended ChampSim [12] as described above. The CPU core microarchitecture parameters (Table I) are modeled after Intel’s Golden Cove core, (aka Alder Lake). Initially, the CPU is warmed up using 10 million instructions and, the simulation executes 100 million instructions in detailed mode (O3CPU).

We used the gem5 [7] simulator to obtain the traces with WP instructions. Traces are obtained using the detailed O3CPU with same core parameters in Table I. The gem5 simulator also models the FDIP pipeline.

B. Benchmarks

We examined 14 widely-used server applications from various benchmark suites [1], [3], [6], [9], [11], [13], [15] as depicted on Table II. These selected workloads contains traditional SPEC’17 CPU [3] and datacenter workloads with large code footprints.

Front-End	24 FTQ entries, 16K entries, 8-way BTB 64 KB TAGE [18]/ITTAG [17] branch predictors, 32KB, 8-way L1I with latency of 2 cycles
Execution	512/194/144/112 ROB/Issue/Load/Store entries, 12 wide Decode and Retire, 448/400 Int/Vec. Registers
Caches	64KB, 16-way L1D with latency of 1 cycle, 1 MB, 16-way Private L2C with latency of 10 cycles, 2 MB, 16-way Shared LLC with latency of 20 cycles

TABLE I
PROCESSOR CONFIGURATIONS FOR ARM ISA

Benchmark Suite	Benchmarks
SPEC [3]	401.bzip2, 429.mcf, 500.perlbench, 523.xalancbmk 514.leela, 520.omentpp, 531.deepsjeng, 557.xz
DaCapo [8]	cassandra, kafka, tomcat
Renaissance [15]	finagle-chirper, finagle-http
OLTB Bench [9]	tpcc, wikipedia
Tailbench [13]	specjbb, web-search, xapian
Cloudsuite V4 [11]	data-serving, media-streaming
Chipyard [6]	verilator
Browser Bench [1]	speedometer2.0

TABLE II
BENCHMARKS USED TO EVALUATE

IV. RESULTS

In this section, we present the performance analysis of simulating WP execution known as WP mode and compare it with CP mode that runs only CP instructions ignoring all WP effects on all benchmarks detailed in Section IV-B. Furthermore, we examine the impact of WP mode on the cache hierarchy, providing measurements for the L1 instruction cache (L1I), L1 data cache (L1D), L2 cache, and L3 cache. These insights offer a comprehensive understanding of the implications of WP execution on cache performance across different levels of the cache subsystem.

A. WP Impact on Instructions processed

Modern processors have aggressive decoupled front ends, large structures, and deep ROB, allowing a substantial number of WP instructions to be fetched and executed before a branch misprediction is identified and corrected. Fig 2 shows that on average, 83% more instructions are fetched in WP mode, with many benchmarks such as 429.mcf, 514.leela,

Benchmark	Ratio of instructions fetched (wp vs cp)
401.bzip2	1.0
423.mcf	3.9
500.perlbench	1.3
514.leela	2.8
520.omnettp	2.1
523.xalanbmk	1.0
525.x264	1.1
531.deepsjeng	2.1
537.x2z	3.2
tpcx	2.4
wikipedia	2.2
cassandra	2.7
dba-serving	2.3
finagle-chirper	2.6
finagle-http	2.4
kafka	1.5
media-stream	1.4
speedometer2.0	1.5
specjob	1.3
xalan	1.5
tomcat	2.5
tomcat-ventilator	1.5
web-search	1.1
Geo. Mean	2.0

B. Cache State

C. WP Impact on Cache State

Benchmark	Hits (%)	Misses (%)
401.brio	270%	55%
429.mcf	225%	140%
439.perlbenc	35%	15%
500.perfbenc	120%	35%
514.iela	15%	20%
520.omnibench	150%	28%
523.xalanbmk	241%	60%
525.x264	180%	10%
531.deepseq	195%	65%
551.speeq	195%	15%
551.xz	205%	25%
700.toc	260%	10%
wikipedia	300%	15%
data-sandra	195%	65%
finagle-server	195%	15%
finagle-http	195%	55%
media-rtts	260%	25%
kafka	300%	15%
speedometer2.0	55%	15%
specint	75%	25%
specfp	25%	35%
xalan	55%	15%
xpath	165%	125%
tomcat	185%	45%
verifier	195%	105%
web-search	15%	105%
AnTh. Mean	130%	45%

Benchmark	L1D (%)	L2C (%)	LLC (%)
401.b22	1	9	1
429.mcf	25	0	0
500.perfbench	6	1	13
514.leela	34	37	30
520.omnetpp	-0.8	0	0
523.xalancbmk	29	1	1
531.deepsnp	8	46	50
557.tpc	11	11	4
tpc	11	42	50
wikipedia	6	41	40
cassandra	16	53	41
data	16	34	32
finagle-serving	16	34	32
finagle-chirper	16	34	32
finagle-http	8.9	34	32
kafka	7	8	10
med-a-stream	-0.2	0	0
speedometer2	7	29	32
0	0	0	0
specjbb	0	0	0
xalancbmk	19	46	100
tomcat	2	13	22
verifier	19	13	22
web-search	2	19	20
Arith. Mean	10	20	27

used on the correct path can enhance performance and is considered WP a useful fill, leading to a positive impact like a prefetch. Conversely, lines that are evicted without being used can degrade performance and is considered WP a useless fill, resulting in a negative impact. WP-induced useless fills reduce effective occupancy of the caches and may also evict other critical useful lines, thus leading to lost performance. However, WP-induced useful fills help in prefetching lines accessed in later by the CP, resulting in lower cache misses. On average 67% of WP fills in L1I cache are useful. Thus we see a strong prefetching effect. Further Fig 6 shows the reduction in misses along the CP when running in WP mode. L1I sees a reduction of 44% in the misses along the correct path, with L1D showing 3.85% and L2C showing 8.58% reduction. Although the overall misses increase, the prefetching effect of WP reduces the number of misses along CP across instruction and data caches.

As discussed in the previous sections, the performance impact of WP cannot be approximated by considering cache behavior, branch mispredictions, or back-end impacts in isolation. WP influences these factors differently across various parts of the benchmarks, and only a comprehensive analysis of all these effects together can adequately capture the true impact of WP. Figure 7 shows the IPC speedup of WP mode over CP mode and the branch MPKI of all benchmarks. Benchmarks like `tomcat` and `cassandra` have high branch MPKI. In contrast, `523.xalancbmk`, and `525.x264` have

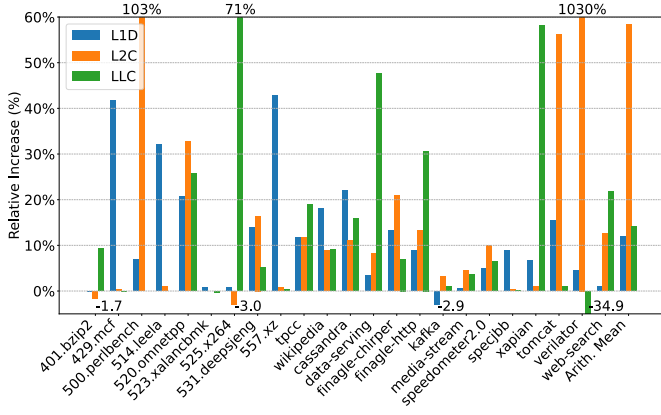


Fig. 5. Relative increase in cache hits of WP mode w.r.t CP mode

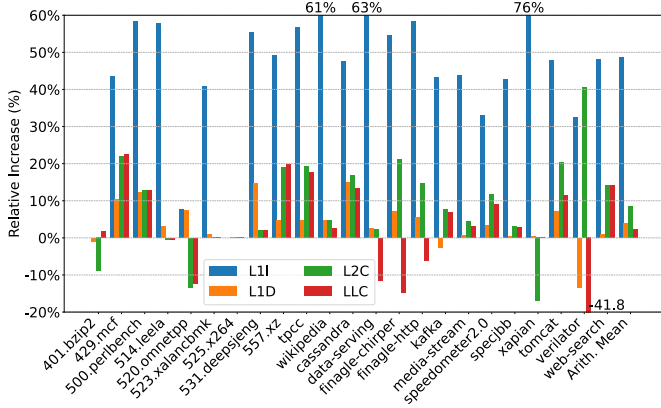


Fig. 6. Reduction of cache misses in the CP in WP mode

low branch MPKI so it has negligible variance with WP. The expected trend is that the higher the branch misprediction rate is, the higher the number of WP instructions. However, in verilator the branch MPKI is 9.14 the WP instructions are only 55% (lower than other benchmarks with similar MPKI). This is because verilator has high number of unconditional branches which are resolved in the decode stage. Thus instructions fetched in the WP are squashed even before they reach decode stage.

The prefetching effect of WP dominates in majority of benchmarks thus WP showing positive impact in majority of benchmarks with a speedup of upto 20.9% and a mean gain of 3.26%. WP can also have negative impact which resulted in performance loss in seven benchmarks with xapian showing the minimum of -3.09% speedup.

V. CONCLUSION

Complex modern OOO CPUs have speculative pipeline which have significant impact on the state of cache. The effect of WP execution is dependent on various characteristics of benchmarks. The impact of WP is often ignored by fast less accurate trace-driven simulators. We provide a model to simulate WP in trace-drive simulator with a new trace format to encode WP instructions. As the traces are generated from a execution-driven simulator, the advantage of correct WP is achieved still at the quick speed of a trace-driven simulator. The WP enabled traces are robust enough to capture various characteristics of benchmarks and CPU parameters.

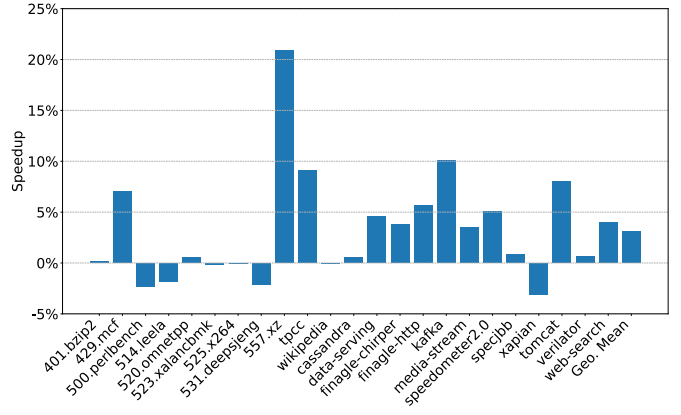


Fig. 7. IPC improvement with WP mode w.r.t CP mode

REFERENCES

- [1] Browserbench. <https://browserbench.org>.
- [2] "Champsim-wp," <https://github.com/PrincetonUniversity/ChampSim>.
- [3] Spec 2017. <https://www.spec.org/cpu2017/>.
- [4] "Tracer utility," https://github.com/PrincetonUniversity/gem5_FDISP.
- [5] "Traces," <https://tinyurl.com/4ak3kzhv>.
- [6] A. Amid, D. Biancolin, A. Gonzalez, D. Grubb, S. Karandikar, H. Liew, A. Magyar, H. Mao, A. Ou, N. Pemberton, P. Rigge, C. Schmidt, J. Wright, J. Zhao, Y. S. Shao, K. Asanović, and B. Nikolić, "Chipyard: Integrated design, simulation, and implementation framework for custom socs," *IEEE Micro*, vol. 40, no. 4, pp. 10–21, 2020.
- [7] N. Binkert, B. Beckmann, G. Black, S. K. Reinhardt, A. Saidi, A. Basu, J. Hestness, D. R. Hower, T. Krishna, S. Sardashti, R. Sen, K. Sewell, M. Shoaib, N. Vaish, M. D. Hill, and D. A. Wood, "The gem5 simulator," *SIGARCH Comput. Archit. News*, 2011. [Online]. Available: <https://doi.org/10.1145/2024716.2024718>
- [8] S. M. Blackburn, R. Garner, C. Hoffmann, A. M. Khang, K. S. McKinley, R. Bentzur, A. Diwan, D. Feinberg, D. Frampton, S. Z. Guyer, M. Hirzel, A. Hosking, M. Jump, H. Lee, J. E. B. Moss, A. Phansalkar, D. Stefanović, T. VanDrunen, D. von Dincklage, and B. Wiedermann, "The dacapo benchmarks: Java benchmarking development and analysis," in *Proceedings of the 21st Annual ACM SIGPLAN Conference on Object-Oriented Programming Systems, Languages, and Applications*, ser. OOPSLA '06. New York, NY, USA: Association for Computing Machinery, 2006, p. 169–190. [Online]. Available: <https://doi.org/10.1145/1167473.1167488>
- [9] D. E. Difallah, A. Pavlo, C. Curino, and P. Cudre-Mauroux, "Oltpbench: An extensible testbed for benchmarking relational databases," *Proc. VLDB Endow.*, vol. 7, no. 4, p. 277–288, dec 2013. [Online]. Available: <https://doi.org/10.14778/2732240.2732246>
- [10] S. Eyerman, S. V. D. Steen, W. Heirman, and I. Hur, "Simulating wrong-path instructions in decoupled functional-first simulation," in *2023 IEEE International Symposium on Performance Analysis of Systems and Software (ISPASS)*, 2023, pp. 124–133.
- [11] M. Ferdman, A. Adileh, O. Kocberber, S. Volos, M. Alisafae, D. Jevdjic, C. Kaynak, A. D. Popescu, A. Ailamaki, and B. Falsafi, "Clearing the clouds: A study of emerging scale-out workloads on modern hardware," *SIGPLAN Not.*, vol. 47, no. 4, p. 37–48, mar 2012. [Online]. Available: <https://doi.org/10.1145/2248487.2150982>
- [12] N. Guber, G. Chacon, L. Wang, P. V. Gratz, D. A. Jimenez, E. Teran, S. Pugsley, and J. Kim, "The Championship Simulator: Architectural Simulation for Education and Competition," 2022.
- [13] H. Kasture and D. Sanchez, "TailBench: A benchmark suite and evaluation methodology for latency-critical applications," in *Workload Characterization (IISWC)*, 2016.
- [14] C.-K. Luk, R. Cohn, R. Muth, H. Patil, A. Klauser, G. Lowney, S. Wallace, V. J. Reddi, and K. Hazelwood, "Pin: Building customized program analysis tools with dynamic instrumentation," in *ACM SIGPLAN*, 2005.
- [15] A. Prokopec, A. Rosà, D. Leopoldeseder, G. Duboscq, P. Tüma, M. Studener, L. Bulej, Y. Zheng, A. Villazón, D. Simon, T. Würthinger, and W. Binder, "Renaissance: Benchmarking suite for parallel applications on the jvm," in *Proceedings of the 40th ACM SIGPLAN Conference on Programming Language Design and Implementation*, ser. PLDI 2019. New York, NY, USA: Association for Computing Machinery, 2019, p. 31–47. [Online]. Available: <https://doi.org/10.1145/3314221.3314637>

- [16] A. Ros and A. Jimborean, "Wrong-path-aware entangling instruction prefetcher," *IEEE Transactions on Computers*, vol. 73, no. 2, pp. 548–559, 2024.
- [17] A. Seznec, "A 64-kbytes ittagage indirect branch predictor," in *JWAC-2: Championship Branch Prediction*, 2011.
- [18] A. Seznec and P. Michaud, "A case for (partially) tagged geometric history length branch prediction," *The Journal of Instruction-Level Parallelism*, vol. 8, p. 23, 2006.