

# BeeManc at the PLABA Track of TAC-2023: Investigating LLMs and Controllable Attributes for Improving Biomedical Text Readability

Zihao Li <sup>†,1</sup> Samuel Belkadi <sup>†,2</sup> Nicolo Micheletti <sup>†,2</sup>

Lifeng Han <sup>\*,2</sup> Matthew Shardlow <sup>1</sup> Goran Nenadic <sup>2</sup>

<sup>1</sup> Manchester Metropolitan University <sup>2</sup> The University of Manchester

zihao.li@stu.mmu.ac.uk

{samuel.belkadi, nicolo.micheletti}@student.manchester.ac.uk

{lifeng.han, g.nenadic}@manchester.ac.uk M.Shardlow@mmu.ac.uk

<sup>†</sup> Co-first Authors \* Corresponding Author

## Abstract

In this system report, we describe the models and methods we used for our participation in the PLABA2023 task on biomedical abstract simplification, part of the TAC 2023 tracks. The system outputs we submitted come from the following three categories: 1) domain fine-tuned T5-like models including Biomedical-T5 and Lay-SciFive; 2) fine-tuned BART-Large model with controllable attributes (via tokens) BART-w-CTs; 3) ChatGPT-prompting. We also present the work we carried out for this task on BioGPT fine-tuning.

In the official automatic evaluation using SARI scores, BeeManc ranks **2nd** among all teams and our model **Lay-SciFive** ranks 3rd among all 13 evaluated systems. In the official human evaluation, our model **BART-w-CTs** ranks **2nd** on Sentence-Simplicity (score 92.84), **3rd** on Term-Simplicity (score 82.33) among all 7 evaluated systems; It also produced a high score 91.57 on Fluency in comparison to the highest score 93.53. In the second round of submissions, our team using **ChatGPT-prompting** ranks the **2nd** in several categories including simplified term accuracy score 92.26 and completeness score 96.58, and a very similar score on faithfulness score 95.3 to re-evaluated PLABA-base-1 (95.73) via human evaluations.

Our codes, fine-tuned models, prompts, and data splits from the system development stage will be available at <https://github.com/HECTA-UoM/PLABA-MU>

## 1 Introducing the Methodologies

The overall framework of our experimental design is displayed in Figure 1. In the first step, we fine-tune selected Large Language Models (LLMs) including T5, SciFive, BioGPT, and BART, apply prompt-based learning for ChatGPTs, and optimise control mechanisms on BART model. Then, we select the best performing two models using quantitative evaluation metrics SARI, BERTscore, BLEU, and ROUGE. Finally, we chose a subset of the testing results of the two best-performing models for our human evaluation. In this section, we first introduce the models we used, followed by LoRA efficient training, and then introduce the quantitative metrics we applied.

### 1.1 Models

The baseline models we investigated in our work include T5, SciFive, GPTs, BioGPT, BART, and Control Mechanisms. We give more details below.

#### 1.1.1 T5

T5 (Raffel et al., 2020) used the same Transformer structure from (Vaswani et al., 2017) but framed the text-to-text learning tasks using the same vocabulary, sentence piece tokenisation, training, loss, and decoding. The pre-fixed tasks include summarisation, question answering, classification, and translation. T5 used the common crawl corpus and filtered to keep only natural text and deduplication processing. They extracted 750GB of clean English data to feed into the model for multi-task pre-training. Different masking strategies are integrated into the T5 model to facilitate better performances of specific fine-tuning tasks. Notably, it has been successfully employed in various fields such as Clinical T5 by Lehman and Johnson (2023) and Lu et al. (2022).

Furthermore, T5’s pre-training on an extensive and diverse corpus of text data endows it with a

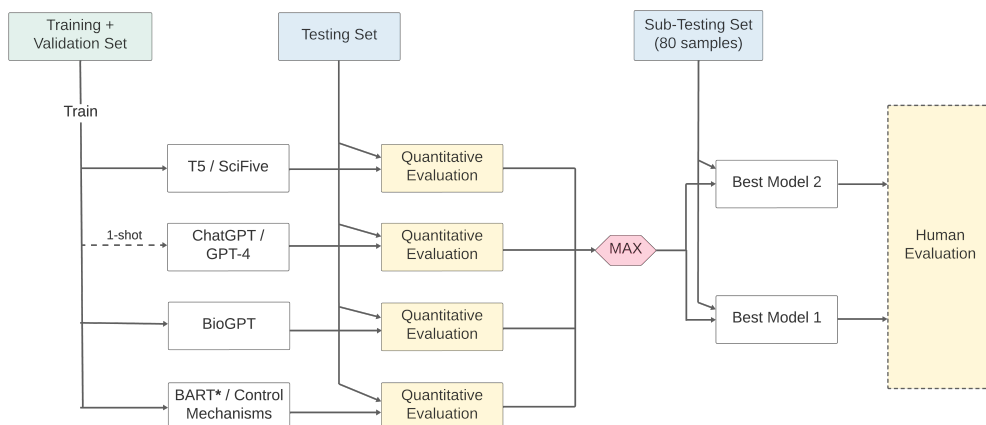


Figure 1: Model Development and Selection. BART\* is fine-tuned using Wikilarge data. MAX step chooses the two best-performing models according to the automatic evaluation results using SARI and BERTscore.

strong foundation in understanding intricate language structures, a crucial asset for handling medical terminology. Its fine-tuning capability further enhances its adaptability, allowing us to tailor the model specifically to the nuances of the biomedical text simplification task. These attributes make T5 a compelling candidate for this work. In this paper, we fine-tuned three versions of T5, namely t5-small, t5-base, and t5-large, paired with their sentence-piece pre-trained tokenizer, which leads to our **Biomedical-T5s**. Each is fine-tuned independently on the same dataset as the other models to provide comparable results. Note that we use the prompt “summarize:” as it is the closest to our task.

### 1.1.2 SciFive

Using the framework of T5, SciFive is a Large Language Model pre-trained on the biomedical domain and has demonstrated advanced performances on multiple biomedical NLP tasks (Phan et al., 2021).

While preserving the abilities of T5 in sequence-to-sequence tasks, SciFive offers a deep understanding of medical terminology, concepts, and language structures. As a result, SciFive emerges as a strong candidate for text summarisation and medical language processing tasks, offering the potential to generate clear and accurate simplifications of medical texts.

Similarly to our work on T5, we fine-tuned two versions of SciFive, namely SciFive-base and

SciFive-large, paired with their pre-trained tokenizer. Each is fine-tuned independently on the same dataset. We again use the prompt “summarize:” for task-relation purposes. Because SciFive itself was already pre-trained in the biomedical domain, we name our fine-tuned SciFive for text simplification task as “**Lay-SciFive**”.

### 1.1.3 OpenAI’s GPTs

Given the remarkable performance demonstrated by OpenAI’s GPT models in text simplification (Jeblick et al., 2022), we decided to apply simplifications using “GPT-3.5-turbo” and GPT-4 via their API<sup>1</sup>. Both models were accessed. Example prompts we used can be found in Figure 2.

### 1.1.4 BioGPT

BioGPT (Luo et al., 2022) is an advanced language model specifically designed for medical text generation. BioGPT is built upon GPT-3 but is specifically trained to understand medical language, terminology, and concepts. BioGPT follows the Transformer language model backbone and is pre-trained on 15 million PubMed abstracts. It has demonstrated a high level of accuracy and has great potential for applications in medicine.

BioGPT is fine-tuned on our training and validation set, as with other encoder-decoder models (Figure 1) producing our **Lay-BioGPT**.

<sup>1</sup><https://openai.com/blog/openai-api>

## GPT Prompt

**\*\*Objective\*\***: Simplify the provided text by:

1. Rephrasing complex sentences for clarity.
2. Replacing or defining rarely-used terms.

**\*\*Guidelines\*\***:

- For sentences that seem complex, rephrase them in simpler terms.
- If you encounter complex or rare words, replace them with a commonly known synonym or provide a concise definition.

Note: In the training sample, complex sentences are flagged with ``<rephrase>`` and rare terms with ``<rare>``. However, these tokens won't appear in testing samples. You'll need to recognize and address such complexities independently.

**\*\*Examples\*\***:

1. **\*\*Original\*\***:

Furthermore, the circumference of thighs was measured to assess the `<rare>`postoperative swelling`<rare>`.

A total of 444 hypertensive patients, aged between 27 to 65 years, without any recent hypertensive treatment, were included.

`<rephrase>`The tongue often obstructs the upper respiratory tract, especially in comatose patients or those with cardiopulmonary arrest.`<rephrase>`

**\*\*Simplified\*\***:

Additionally, we measured thigh sizes to check for swelling after surgery.

444 patients, aged 27-65 with high blood pressure and no recent treatment, were studied.

The tongue can block breathing, mostly seen in unconscious people or those who've had a sudden heart stoppage.

Your task is to apply these guidelines to simplify the provided texts.

Figure 2: GPT Prompt Examples

### 1.1.5 BART

Like the default transformer structure, BART (Lewis et al., 2020) aims to address the issues in BERT and GPT models by integrating their structures with a bi-directional encoder and an autoregressive decoder. In addition to the single token masking strategy applied in BERT, BART provides various masking strategies, including deletion, span masking, permutation, and rotation of sentences. Compared to GPT models, BART provides both leftward and rightward context in the encoders.

### 1.1.6 Controllable Mechanisms

We applied the modified control token strategy in (Li et al., 2022) for both BART-base and BART-large models. The training includes 2 stages, leveraging both Wikilarge training set (Zhang and Lapata, 2017) and our split of training set from PLABA (Attal et al., 2023).

The four attributes for control tokens (CTs) are listed below:

- `<DEPENDENCYTREEDEPTH_x>` (DTD)
- `<WORDRANK_x>` (WR)
- `<REPLACEONLYLEVENSHTTEIN_x>` (LV)
- `<LENGTHRATIO_x>` (LR)

They represent 1) the syntactic complexity, 2) the lexical complexity, 3) the inverse similarity of input and output at the character level, and 4) the length ratio of input and output respectively.

Before training, the four CTs are calculated and prepared for the 2 stage training sets. In both stages, we pick the best model in 10 epochs based on the training loss of the validation set. We applied the best model from the first stage as the base

model and fine-tuned it on our PLABA training set for 10 epochs.

After fine-tuning, the next step is to find the optimal value of CTs. Following a similar process in MUSS (Martin et al., 2020), we applied Nevergrad (Rapin and Teytaud, 2018) on the validation set to find the static optimal discrete value for DTD, WR, and LV. As for the LR, we applied the control token predictor to maximise the performance with the flexible value. The predictor is also trained on Wikilarge data (Zhang and Lapata, 2017) to predict the potential optimal value for LR. We call the integrated methods of applying CTs on the BART model as **BART-w-CTs**.

## 1.2 LoRA and LLMs

To evaluate bigger model architectures, we fine-tune FLAN-T5 XL (Chung et al., 2022) and BioGPT-Large, which have 3 billion and 1.5 billion parameters, respectively. FLAN-T5 XL is based on the pre-trained T5 model with instructions for better zero-shot and few-shot performance. To optimise training efficiency, and as our computational resources do not allow us to fine-tune the full version of these models, we employ the LoRA (Hu et al., 2022) technique, which allows us to freeze certain parameters, resulting in more efficient fine-tuning with minimal trade-offs.

## 2 Model Development

The *only data* set we used for the model fine-tuning development is from PLABA (Attal et al., 2023). So, our team belongs to the *data-constrained* category if other teams applied broader and external biomedical data for their model development.

### 2.1 Data Preprocessing and Setup

To investigate the selected models for training and fine-tuning, we divided the original PLABA data into Train, Validation, and Test sets, aiming for an 8:1:1 ratio. However, in the real implementations, we found that there are only a few 1-to-0 sentence pairs, which might cause a negative effect in training the simplification models. Thus we eliminated all 1-to-0 sentence pairs. In addition, to better leverage the SARI score, we picked sentences with multi-references for validation and testing purposes. As a result, we ended up with the following sentence pair numbers according to the source sentences (5757, 814, 814). Note that for

our submitted three system outputs from BART-w-CTs, Biomedical-T5, and Lay-SciFive, the first one only used our training set split, while the other two used both our training and validation sets. We expect the models will have even better performances if we have re-trained the model using all the PLABA data with the optimised parameters, i.e. including our test set split.

### 2.2 Automatic Evaluations

In this section, we list quantitative evaluation scores and some explanations for them. The results for T5 Small, T5 Base, T5 Large, FLAN-T5 XL with LORA, SciFive Base, SciFive Large, and BART models with CTs (BART-w-CTS) are displayed in Table 1. Interestingly, the fine-tuned T5 Small model obtains the highest scores in both BLEU and ROUGE metrics including ROUGE-1, ROUGE-2, and ROUGE-L. The fine-tuned BART Large with CTs (BART-L-w-CTS) produces the highest SARI score at 46.54; while the fine-tuned T5 Base model achieved the highest BERTScore (72.62) with a slightly lower SARI score (44.10). The fine-tuned SciFive Large achieved the highest SARI score (44.38) among T5-like models, though it is approximately 2 points lower than BART Large with CTs.

The quantitative evaluation scores of GPT-like models are presented in Table 2 including GPT-3.5 and GPT-4 using prompts, and fine-tuned BioGPT with LoRA. GPT-3.5 reported relatively higher scores than GPT-4 on all lexical metrics except for SARI, and a much higher BERTScore than GPT-4 (58.35 vs 46.99). In comparison, BioGPT-Large with LoRA reported the lowest SARI score (18.44) and the highest BERTScore (62.9) among these three GPT-like models. Comparing the models across Table 1 and Table 2, the GPT-like models did not beat T5-Base on both SARI and BERTScore and did not beat BART-w-CTs on SARI. Therefore, we did not pick GPT-like models for our submission to the shared task, since each team can only submit up to three system outputs.

To look into the details of model comparisons from different epochs on the extracted testing set, we present the learning curve of T5, SciFive, BART-base on WikiLarge (BART-b-Wiki), and continuously-learned BART-b-Wiki on the PLABA data (our training set only) in Figure 3. We also present the learning curve of T5 Base and

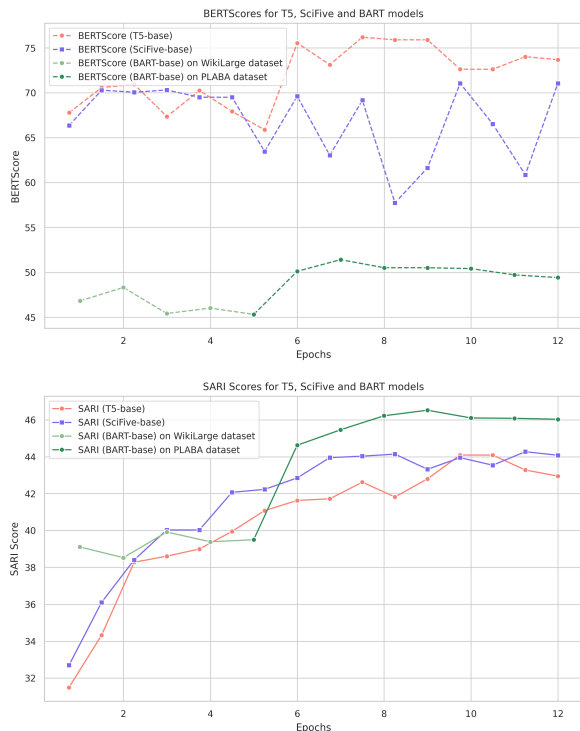


Figure 3: Learning Curves using BERTScores and SARI Scores of T5, SciFive and BART Models on the Extracted Testing Set

BART Base using different metrics in Figure 4.

Because the fine-tuned T5-Base model has the highest BERTScore (72.62) and also a relatively higher SARI score (44.10), we chose it as one of the candidates for human evaluation. The other candidate is the fine-tuned BART Large with CT mechanisms which has the highest SARI score (46.54) among all evaluated models. Note that, SciFive Large has results close to the ones of T5 Base. In this case, we selected the smaller model for human evaluation.

### 2.3 Human Evaluation

In our human evaluation, we randomly sampled 80 sentences from the test set split and evaluated the corresponding outputs of BART-large with CTs and T5-base in an anonymised setting. In the human evaluation form, we randomly assigned the order of the two systems’ outputs and put them beside the input sentence. Based on the comparison of input and output sentences, the annotators need to answer two questions: “To what extent do you agree the simplified sentence keeps the major information” and “To what extent do you agree the simplified sentence is well simplified”. The answer is limited to a 5-point Likert scale, from

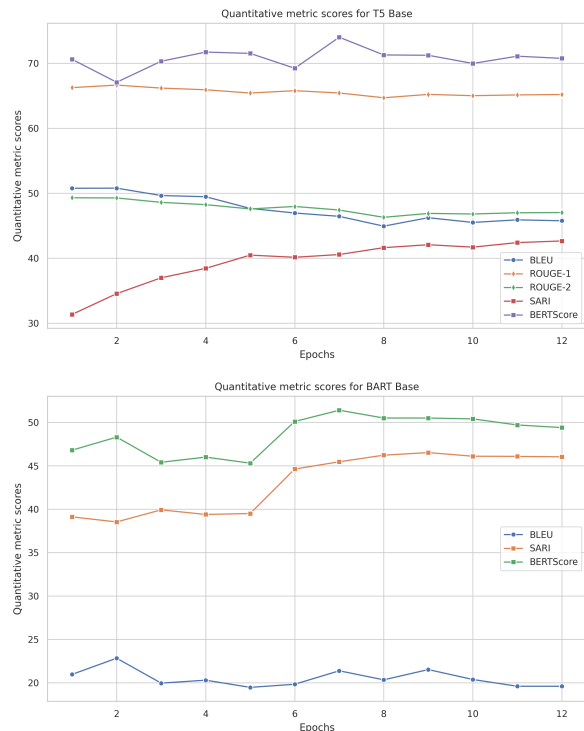


Figure 4: Learning Curves of T5-base and BART-base using BLEU, ROUGE, SARI, and BERTScores on the Extracted Testing Set

strongly disagree to strongly agree. The sample form can be found in Table 3.

There are 4 annotators in this human evaluation, one of the annotators is a native English speaker, and the others are fluent English users as a second language. Two annotators are final-year bachelor students, one annotator is a Masters candidate, and the last one is a Postdoctoral researcher. Each annotator evaluated 40 sentence pairs with 50% overlaps to make sure every sentence was evaluated twice by different annotators. The detailed human evaluation scores on the two selected models we evaluated are shown in Table 4 using the two designed criteria.

Based on the cross-annotation (overlaps), we calculated the inter-rater agreement level in Table 5 using Cohen’s Kappa on cross models and Table 6 using Krippendorff’s Alpha with model-wise comparison. Both tables include the agreement levels on two sub-categories, namely “meaning preservation” and “text simplicity”. Because there is no overlap in the annotation tasks between annotators (0, 3) and annotators (1, 2), we listed the agreement levels between the available pairs of annotations, i.e. (0, 1), (0, 2), (1, 3), and (2, 3). The Cohen’s Kappa agreement level presented in

Models	BLEU	ROUGE-1	ROUGE-2	ROUGE-L	SARI	BERTScore
T5 Small	<b>49.86</b>	<b>65.94</b>	<b>48.60</b>	<b>63.94</b>	33.38	69.58
T5 Base	43.92	64.36	46.07	61.63	44.10	<b>72.62</b>
T5 Large	43.52	64.27	46.01	61.53	43.70	60.39
FLAN-T5 XL (LoRA)	44.54	63.16	45.06	60.53	43.47	67.94
SciFive Base	44.91	64.67	46.45	61.89	44.27	60.86
SciFive Large	44.12	64.32	46.21	61.41	44.38	72.59
BART Base with CTs	21.52	56.14	35.22	52.38	46.52	50.53
BART Large with CTs	20.71	54.73	32.64	49.68	<b>46.54</b>	50.16

Table 1: Automatic Evaluations of fine-tuned T5, SciFive, and BART Models with Control Token (BARTs-w-CTs) mechanisms on the Extracted Testing Set. FLAN-T5 XL used LoRA.

Models	BLEU	ROUGE-1	ROUGE-2	ROUGE-L	SARI	BERTScore
GPT-3.5	20.97	50.07	24.72	43.12	42.61	58.35
GPT-4	19.50	48.36	23.34	42.38	43.22	46.99
BioGPT-Large (LoRA)	41.36	63.21	46.63	61.56	18.44	62.9

Table 2: Automatic Evaluations of 1-shot GPTs and fine-tuned BioGPT-Large on the Extracted Testing Set

Table 5 shows the inter-rater agreement on the performance order of the two systems, whether one system is better than the other or tie. The Krippendorff’s Alpha represented in Table 6 shows the annotation reliability over all 5-Likert options.

Based on the results from Table 4, annotators show a different preference for the two systems. Despite the limited gap in the SARI score, BART with CTs shows a better capability to conduct the simplification tasks. Yet regarding meaning preservation, the fine-tuned T5-base performs better, as the BERTScore tells among the comparisons in Table 1.

From Table 5, Annotators 0 and 1 have the highest agreement on “meaning preservation” (score 0.583), while Annotators 1 and 3 have the highest agreement on “simplicity” (score 0.238) evaluation across the two models. This also indicates that it is not easy to evaluate the system performances against each other regarding these two criteria.

Model wise, Table 6 further shows that Annotators 0 and 1 agree more on the judgements of fine-tuned T5 Base model on both two criteria of “meaning preservation” (score 0.449) and “text simplicity” (score 0.386), in comparison to the BART model. On the fine-tuned BART Large model with CTs, these two annotators only agreed on the “meaning preservation” factor with a score of 0.441. This phenomenon also applies to An-

notators 0 and 2 regarding the judgement of these two models. Interestingly, while Table 5 shows that Annotators 1 and 3 have a better agreement on “simplicity” judgement over “meaning preservation” using Cohen’s Kappa, Table 6 shows the opposite using Krippendorff’s Alpha, i.e. it tells the agreement on “meaning preservation” of these two annotators instead. This shows *the difference between the two agreement and reliability measurement metrics*.

### 3 BeeManc Submissions to PLABA2023

#### 3.1 1st-round submissions

For system submissions, we chose our domain and task fine-tuned **BART-w-CTs** as our first system, **Biomedical-T5**, and **Lay-SciFive** as our second and third ones.

From the official human evaluation in Figure 5 (upper part), our submission BART-w-CTs ranks 2nd on Simp.sent 92.84, 3rd on simp.term 82.33, among the 7 evaluated systems. Note that BART-w-CTs also produced very comparable scores with the highest system 91.57 vs 93.53, even though it ranked 5th on simp.fluency.

From the official automatic evaluations using 4-reference-based SARI scores in Figure 6, BeeManc team ranked the 2nd after valeknappich team among all teams. Our model BeeManc - 3 (Lay-SciFive) ranks 3rd among all system submissions with a score 0.420299 after the systems

Original Text	Simplified sentences	Meaning preservation	Simplicity
A national programme of neonatal screening for CAH would be justified, with reassessment after an agreed period.	A national program of checking newborns for COVID-19 would be a good idea.	Neutral	Agree
	A national programme of newborn screening for CAH would be justified, with reassessment after an agreed period of time.	Strongly Agree	Strongly Disagree

Table 3: Sample of human evaluation questionnaire

Model	Meaning Preservation	Simplicity
BART with CTs	2.625	2.900
T5-base	3.094	2.244

Table 4: Human Evaluation Scores of Fine-tuned BART-Large with CTs and T5-Base Models on the Sampled Test Set

Annotator	Meaning preservation	Simplicity
0 & 1	0.583	0.138
0 & 2	0.238	0.126
1 & 3	0.008	0.238
2 & 3	-0.130	-0.014

Table 5: Cohen Kappa among annotators over 3 categories ordinal - win, lose, and tie.

valeknappich-1/2. Note that our other two systems BeeManc -1/2 (BART-w-CTs and Biomedical-T5) also achieved 0.40+ scores that are above all other systems behind us.

### 3.2 2nd-round submissions

Due to the availability of human evaluators, there was a second call for the alternative system selection for human evaluation purposes by the task organisers. To testify the GPT-like models, we submitted our 4th system outputs using the ChatGPT prompting, which produced a system-level automatic evaluation SARI score 0.37. However, looking at the human evaluation outcomes in Figure 5 (lower part), ChatGPT-prompting wins the second highest score on several categories including **Simp.term.acc** score 92.26 and **Acc. comp.** score 96.58, and a very similar score on **Acc. faith.** score 95.3 to re-evaluated PLABA-base-1 (95.73). The drawbacks of ChatGPT-prompting are the sentence and term simplification, with un-

Anno.	Model	Meaning preservation	Simplicity
0 & 1	T5-base	0.449	0.386
	BART w CTs	0.441	0.052
0 & 2	T5-base	0.259	0.202
	BART w CTs	0.200	0.007
1 & 3	T5-base	0.307	0.065
	BART w CTs	-0.141	-0.056
2 & 3	T5-base	-0.056	0.116
	BART w CTs	0.065	-0.285

Table 6: Krippendorff’s alpha among annotators (Anno.) over the 5-Likert scale from strongly agree to strongly disagree.

der 0.80 scores. Overall, ChatGPT-prompting generates better accuracy, fluency, and faithfulness scores but falls on sentence and term simplifications.

## 4 Conclusions and Future Work

In this system description, we have reported our model development using LLMs and Control Mechanisms for the text simplification task on biomedical abstract using the PLABA data set and our submissions to PLABA-2023 track. From three of our submitted systems BART-w-CTs, Biomedical-T5, and Lay-SciFive, we have the following highlights in the official outcomes:

- Our team (**BeeManc**) ranks 2nd among all teams in the automatic evaluation using the SARI score.
- Our system **Lay-SciFive** ranks 3rd out of 13 evaluated systems using the SARI score.
- **BART-w-CTs** produced 2nd and 3rd highest scores on sentence-simplicity and term-

The official Human Evaluation - Round1 - BeeManc 1: BART-w-CTs									
Submission	Simp. sent	Simp. term	Simp. term acc.	Simp. fluency	Simp. avg.	Acc. comp.	Acc. faith.	Acc. avg.	Avg.
Bee_Manc_1	<b>92.84</b>	82.33	64.2	91.57	82.74	79.49	70.51	75	78.87
MasonNLP_1	91.63	<b>91.74</b>	88.26	<b>93.49</b>	<b>91.28</b>	94.44	90.6	92.52	<b>91.9</b>
PLABA_base_1	91.45	<b>86.84</b>	<b>91.22</b>	93.53	<b>90.76</b>	<b>95.73</b>	<b>94.02</b>	<b>94.87</b>	<b>92.82</b>
PLABA_base_2	<b>94.33</b>	81.94	87.5	<b>95.25</b>	89.76	90.17	88.46	89.32	89.54
PLABA_base_3.aln	84.67	63.67	42.67	87	69.5	20.94	18.8	19.87	44.69
PT3M_1.aln	38.19	34.38	21.99	18.17	28.18	16.24	8.97	12.61	20.4
valeknappich_1	91.11	77.25	<b>94.11</b>	92.96	88.86	<b>95.3</b>	<b>94.44</b>	<b>94.87</b>	91.87

The official Human Evaluation - Round2 - BeeManc 4: ChatGPT-Prompting									
Submission	Simp. sent	Simp. term	Simp. term acc.	Simp. fluency	Simp. avg.	Acc. comp.	Acc. faith.	Acc. avg.	Avg.
Bee_Manc_4	79.91	74.02	<b>92.26</b>	97.58	85.94	<b>96.58</b>	<b>95.3</b>	95.94	90.94
BoschAI_2	79.49	76.81	90.33	<b>98.83</b>	86.36	95.3	<b>97.01</b>	96.15	91.26
MasonNLP_2	79.78	85.17	89.35	92.46	86.69	93.16	86.75	89.96	88.33
PLABA_base_1	<b>83.14</b>	<b>87.3</b>	<b>96.88</b>	98.73	<b>91.51</b>	<b>97.86</b>	<b>95.73</b>	<b>96.79</b>	<b>94.15</b>

Figure 5: The official Human Evaluation on Simplicity, Accuracy, Fluency, Completeness, and Faithfulness at sentence-level, term-level, and averages. PLABA-base-1 was re-evaluated in round-2 submissions. (Ondov et al., 2024)

Submission	Avg. SARI
Bee_Manc_1	0.40588
Bee_Manc_2	0.418778
Bee_Manc_3	0.420299
PLABA_base_1	0.359651
PLABA_base_2	0.369578
PLABA_base_3.aln	0.234764
MasonNLP_1	0.395103
MasonNLP_2	0.399974
MasonNLP_3	0.382858
valeknappich_1	<b>0.446468</b>
valeknappich_2	0.43765
valeknappich_3	0.32907
PT3M_1.aln	0.345487

Figure 6: Official SARI Scores from Teams computed against 4 references (submission round 1). BeeManc 1/2/3: BART-w-CTs, Biomedical-T5, Lay-SciFive (Ondov et al., 2024)

simplicity.

- Our second round submission **ChatGPT-prompting** achieved the **2nd** highest score on several categories including **Simp.term.acc** and **Acc. comp.**

In future work, we plan to carry out investigations on more recent models including BioBART (Yuan et al., 2022), try different prompting methods such as the work from Cui et al. (2023), and design a more detailed human evaluation such as the work proposed by (Gladkoff and Han, 2022) with *error severity levels* might shed some light on this.

For this shared task challenge, we carried out

*data-constrained* fine-tuning and model development only using the PLABA data set. However, in the broader sense, we would like to carry out data-augmented training such as using biomedical *synthetic data* generated by state-of-the-art Transformer-like models (Belkadi et al., 2023).

## Author Contributions

ZL carried out experiments on BART and Control Mechanisms, prepared Human Evaluation data, Measured inter-rater agreement. SB carried out experiments on T5 and SciFive. NM carried out experiments on GPTs and Bio-GPTs. LH supervised the project and helped drafting the system report. Human evaluation by ZL, SB, NM, and LH. Writing-wise, Abstract: LH; Section 1: ZL, SB, NM, LH; Section 2: ZL, SB, LH; Section 3: LH; Section 4: LH. Appendix: SB and LH. MS and GN: co-supervisors and approved the manuscript.

## Acknowledgements

We thank XC for the valuable discussions, thank Brian Ondov and Hoa T. Dang for keeping in touch with us during the shared task. LH and GN are grateful for the support from the grant “Assembling the Data Jigsaw: Powering Robust Research on the Causes, Determinants and Outcomes of MSK Disease”. The project has been funded by the Nuffield Foundation, but the views expressed are those of the authors and not necessarily the Foundation. Visit [www.nuffieldfoundation.org](http://www.nuffieldfoundation.org). LH and GN were also supported by the grant “Integrating hospital outpatient letters into the



healthcare data space” (EP/V047949/1; funder: UKRI/EP SRC).

## References

- Kush Attal, Brian Ondov, and Dina Demner-Fushman. 2023. A dataset for plain language adaptation of biomedical abstracts. *Scientific Data*, 10(1):8.
- Samuel Belkadi, Nicolo Micheletti, Lifeng Han, Warren Del-Pinto, and Goran Nenadic. 2023. Generating medical instructions with conditional transformer. In *NeurIPS 2023 Workshop on Synthetic Data Generation with Generative AI*.
- Hyung Won Chung, Le Hou, Shayne Longpre, Barret Zoph, Yi Tay, William Fedus, Eric Li, Xuezhi Wang, Mostafa Dehghani, Siddhartha Brahma, Albert Webson, Shixiang Shane Gu, Zhuyun Dai, Mirac Suzgun, Xinyun Chen, Aakanksha Chowdhery, Sharan Narang, Gaurav Mishra, Adams Yu, Vincent Zhao, Yanping Huang, Andrew Dai, Hongkun Yu, Slav Petrov, Ed H. Chi, Jeff Dean, Jacob Devlin, Adam Roberts, Denny Zhou, Quoc V. Le, and Jason Wei. 2022. Scaling instruction-finetuned language models.
- Yang Cui, Lifeng Han, and Goran Nenadic. 2023. MedTem2.0: Prompt-based temporal classification of treatment events from discharge summaries. In *Proceedings of the 61st Annual Meeting of the Association for Computational Linguistics (Volume 4: Student Research Workshop)*, pages 160–183, Toronto, Canada. Association for Computational Linguistics.
- Serge Gladkoff and Lifeng Han. 2022. HOPE: A task-oriented and human-centric evaluation framework using professional post-editing towards more effective MT evaluation. In *Proceedings of the Thirteenth Language Resources and Evaluation Conference*, pages 13–21, Marseille, France. European Language Resources Association.
- Edward J Hu, Yelong Shen, Phillip Wallis, Zeyuan Allen-Zhu, Yuanzhi Li, Shean Wang, Lu Wang, and Weizhu Chen. 2022. LoRA: Low-rank adaptation of large language models. In *International Conference on Learning Representations*.
- Katharina Jeblick, Balthasar Schachtner, Jakob Daxl, Andreas Mittermeier, Anna Theresa Stüber, Johanna Topalis, Tobias Weber, Philipp Wesp, Bastian Sabel, Jens Ricke, and Michael Ingrisch. 2022. Chatgpt makes medicine easy to swallow: An exploratory case study on simplified radiology reports.
- Eric Lehman and Alistair Johnson. 2023. Clinical-t5: Large language models built using mimic clinical text.
- Mike Lewis, Yinhan Liu, Naman Goyal, Marjan Ghazvininejad, Abdelrahman Mohamed, Omer Levy, Veselin Stoyanov, and Luke Zettlemoyer. 2020. BART: Denoising sequence-to-sequence pre-training for natural language generation, translation, and comprehension. In *Proceedings of the 58th Annual Meeting of the Association for Computational Linguistics*, pages 7871–7880, Online. Association for Computational Linguistics.
- Zihao Li, Matthew Shardlow, and Saeed Hassan. 2022. An investigation into the effect of control tokens on text simplification. In *Proceedings of the Workshop on Text Simplification, Accessibility, and Readability (TSAR-2022)*, pages 154–165, Abu Dhabi, United Arab Emirates (Virtual). Association for Computational Linguistics.
- Qiu hao Lu, Dejing Dou, and Thien Nguyen. 2022. ClinicalT5: A generative language model for clinical text. In *Findings of the Association for Computational Linguistics: EMNLP 2022*, pages 5436–5443, Abu Dhabi, United Arab Emirates. Association for Computational Linguistics.
- Renqian Luo, Liai Sun, Yingce Xia, Tao Qin, Sheng Zhang, Hoifung Poon, and Tie-Yan Liu. 2022. Biogpt: Generative pre-trained transformer for biomedical text generation and mining. *Briefings in bioinformatics*.
- Louis Martin, Angela Fan, Éric de la Clergerie, Antoine Bordes, and Benoît Sagot. 2020. Multilingual unsupervised sentence simplification. *CoRR*, abs/2005.00352.
- Brian Ondov, Kush Attal, Hoa Dang, and Dina Demner-Fushman. 2024. An overview of the 2023 plain language adaptation of biomedical abstracts track at tac. In *Text Analysis Conference*.
- Long N. Phan, James T. Anibal, Hieu Tran, Shaurya Chanana, Erol Bahadroglu, Alec Peltekian, and Grégoire Altan-Bonnet. 2021. Scifive: a text-to-text transformer model for biomedical literature.
- Colin Raffel, Noam Shazeer, Adam Roberts, Katherine Lee, Sharan Narang, Michael Matena, Yanqi Zhou, Wei Li, and Peter J. Liu. 2020. Exploring the limits of transfer learning with a unified text-to-text transformer. *Journal of Machine Learning Research*, 21(140):1–67.
- J. Rapin and O. Teytaud. 2018. Nevergrad - A gradient-free optimization platform. <https://GitHub.com/FacebookResearch/Nevergrad>.
- Ashish Vaswani, Noam Shazeer, Niki Parmar, Jakob Uszkoreit, Llion Jones, Aidan N. Gomez, Lukasz Kaiser, and Illia Polosukhin. 2017. Attention is all you need. In *Conference on Neural Information Processing Systems*, pages 6000–6010.
- Hongyi Yuan, Zheng Yuan, Ruyi Gan, Jiaying Zhang, Yutao Xie, and Sheng Yu. 2022. BioBART: Pre-training and evaluation of a biomedical generative language model. In *Proceedings of the 21st Workshop on Biomedical Language Processing*, pages 97–109, Dublin, Ireland. Association for Computational Linguistics.

Xingxing Zhang and Mirella Lapata. 2017. Sentence simplification with deep reinforcement learning. *arXiv preprint arXiv:1703.10931*.

Category	Abstract (Original)	Biomedical-T5-base	BART-L-w-CTs
Both models simplified the abstract into the exact same output	Vitamin B6 was associated with significantly greater reduction in TD symptoms compared to placebo (SMD = $1.41 \pm 0.22$ ; 95% CI, 0.98 to 1.85; $z = 6.4$ ; $P < .001$ ) in 2 trials conducted by the same research group.	Vitamin B6 was associated with significantly greater reduction in TD symptoms compared to sugar pills in 2 trials conducted by the same research group.	Vitamin B6 was associated with significantly greater reduction in TD symptoms compared to sugar pills in 2 trials conducted by the same research group.
Both models produced hallucinations and similar outputs	None of the studies observed the effects of oral versus depot antipsychotic drugs.	None of the studies observed the effects of antipsychotic drugs taken <b>by mouth or by mouth.</b>	None of the studies looked at the effects of antipsychotic drugs taken <b>by mouth or by mouth.</b>
Both models cut half the sentence/meaning, but at different parts	Angiotensin-converting enzyme (ACE) inhibitors and beta-blockers significantly decreased and hydrochlorothiazides significantly increased the plasma Hcy levels in hypertensive patients ( $P < 0.05$ ).	Hydroxychlorothiazides significantly increased the blood Hcy levels in hypertensive patients.	Angiotensin-converting enzyme (ACE) inhibitors and beta-blockers significantly decreased blood Hcy levels in patients with high blood pressure.
Both models cut complex sentences into multiple sentences, but BART adapts lay-language	We <b>characterized</b> the content, dose, and progression of usual post-acute PT services following TKR, and examined associations of specific details of post-acute PT with patients' 6-month functional outcomes.	We characterized the content, amount, and progression of usual PT services following knee replacement surgery. We also examined links of specific details of PT with patients' 6-month functional outcomes following surgery.	We <b>looked at</b> the content, amount, and progression of PT services after knee replacement. We also looked at links between specific details of PT after surgery with patients' 6-month functional outcomes.
BART uses lay-language, T5 does not	The difference in muscle strength was <b>maintained</b> at 12-month follow-up.	The difference in muscle strength was maintained at 12-month follow-up appointments.	The difference in muscle strength was <b>still there</b> at the 12-month check-up.
BART adapts using lay language, but cuts down some meaning	This review describes therapeutic applications of <b>antisense</b> techniques currently under investigation in CF.	This review summarizes therapeutic applications of antisense techniques currently being studied in CF.	This review describes <b>treatments</b> that may <b>help people with CF</b> that are being studied in the future.
BART generates simplification, T5 generates nonsense	Inflammation, including the breakdown of vitamin B6 in the body, could explain these findings.	UneoriUneoriUneori UneoriUneoriUneori[...]Uneori	Inflammatory processes, including vitamin B-6 catabolism, could explain such findings.

T5 does little simplification but maintain good meaning. BART increases simplicity but loses/changes some meaning	A national programme of neonatal screening for <b>CAH</b> would be justified, with reassessment after an agreed period.	A national programme of newborn screening for CAH would be justified, with reassessment after an agreed period of time.	A national program of checking newborns for <b>COVID-19</b> would be a good idea.
T5 cuts meaning, BART does not but maintains the same complexity as the abstract	Both antihistamines reduced <b>histamine-induced wheals and flares</b> significantly compared to placebo.	Both antihistamines reduced histamine-induced wheals and flare-ups significantly compared to the baseline treatment and compared to placebo drugs.	Both antihistamines reduced allergic reactions caused by histamine significantly compared to the placebo group.
BART shifts meaning	Conclusion: Ketogenic diet was an effective and safe treatment for the majority of patients. Detailed dietary intake information was assessed using a validated Food Frequency Questionnaire.	Ketogenic diet was an effective and safe treatment for most patients. Detailed dietary intake information was assessed using a validated Food Frequency Questionnaire.	We conclude that a ketogenic diet is a safe and effective way <b>to treat diabetes</b> . Detailed dietary information was measured using <b>a common question</b> to measure food intake.

Table 7: Categorisation of System Outputs from fine-tuned BART-L-w-CTs and Biomedical-T5-Base. We use the name BART and T5 for short. These categorisations apply to some pair-wise segment comparisons from the outputs, but not at the system-level.